



# NORTH TEXAS BASKETBALL

Stephen Howard, Asst. Director Media Relations  
Office: 940.369.8548 • Cell: 817.793.5199  
stephen.howard@unt.edu • meangreensports.com

## 2009-10 SCHEDULE

### NOVEMBER

13	Cameron	W 80-62
18	at UT Arlington	W 101-99 (2OT)
21	at Oklahoma State	L 82-68
24	Jackson State	W 68-58
28	at Boise State	L 79-73

### DECEMBER

2	Univ. of the Southwest	W 91-62
5	at Rice	W 64-62
7	at Texas A&M	L 75-65
13	ULM*	W 79-62
20	Florida International*	L 80-70 (OT)
22	Southeastern Louisiana	W 71-61
28	Texas Southern	7 p.m.
31	at UALR*	4:30 p.m.

### JANUARY

2	at Arkansas State*	7 p.m.
7	at Louisiana-Lafayette*	7 p.m.
9	New Orleans*	7 p.m.
14	at Troy*	7 p.m.
16	Arkansas State*	7 p.m.
21	South Alabama*	7 p.m.
28	at Western Kentucky*	7 p.m.
30	at Middle Tennessee*	7 p.m.

### FEBRUARY

4	Florida Atlantic*	7 p.m.
6	at Florida International*	1 p.m.
11	at New Orleans*	7 p.m.
13	Denver*	7 p.m.
15	at Houston Baptist	6 p.m.
20	UALR*	3 p.m.
25	Louisiana-Lafayette*	7 p.m.
27	at ULM*	1 p.m.

### MARCH

6-9	Sun Belt Tournament%	TBA
-----	----------------------	-----

% Tournament held in Hot Springs, Ark.

\* Sun Belt Conference Game

All times Central

## JONES COACHING IN HIS 250TH GAME AT NORTH TEXAS



vs. TEXAS SOUTHERN (4-7, 0-0 SWAC)

Monday, Dec. 28, 2009 • 7:00 p.m. CST

The Super Pit (10,500) • Denton, Texas

TV: NTTV (Denton Charter 22, Verizon 42)

Radio: KNTU (88.1-FM Denton), KWRD (100.7-FM DFW)

George Dunham (PBP), Hank Dickenson (Analyst)

Webcast & Live Stats: meangreensports.com

Series: TSU leads 4-1 • Last: TSU won 81-76 on Dec. 7, 1991

### On Tap

North Texas bounced back from its overtime loss to FIU with a resounding win over Southeastern Louisiana last Tuesday. The Mean Green took a brief holiday break, and now returns to the court to take on Texas Southern. NT is 5-3 in its first game back from Christmas under Johnny Jones.

### Quick Hitters

• Johnny Jones will be taking the floor for his 250th game at North Texas on Monday night. Only one other coach in school history has coached more games than Jones - Pete Shands, who coached 482 games in 22 years.

• One Texas Southern assistant coach has some close ties to the DFW area. Nick Van Exel, a former NBA All-Star, played for the Dallas Mavericks from 2001-03 in his 13-year professional basketball career. The former Trinity Valley Community College standout led Cincinnati to the Final Four as a senior.

### TEXAS SOUTHERN TIGERS probable starters

Pos	No	Name	Ht	Wt	Yr	Hometown	Pts / Reb / Other
F	20	Ricky Boyles	6-7	215	Sr.	Los Angeles	3.5 / 1.6 / 50.0 fg%
F	32	Aaron Clayborn	6-6	215	Fr.	Benton Harbor, Mich.	3.1 / 3.1 / 3 steals
G	1	Deandre Hall	6-6	180	Sr.	Pontiac, Mich.	13.1 / 4.7 / 2.6 spg
G	3	Junior Treasure	6-3	180	Jr.	Houston	14.0 / 2.1 / 48.1 fg%
G	23	David Burrell	6-3	175	Sr.	Houston	3.9 / 2.7 / 2.2 apg

### NORTH TEXAS MEAN GREEN probable starters

Pos	No	Name	Ht	Wt	Yr	Pts	Pts / Reb / Other
G	10	Josh White	5-10	175	Jr.	Baton Rouge, La.	16.0 / 2.6 / 51.0 fg%
G	14	Tristan Thompson	6-5	190	Jr.	Angleton, Texas	10.2 / 3.1 / 46.2 3fg%
G	23	Richard Thomas	6-5	190	Jr.	Rosedale, N.Y.	7.3 / 2.5 / 82.6 ft%
F	25	Eric Tramiel	6-7	230	Sr.	Shreveport, La.	12.3 / 5.3 / 51.2 fg%
F	4	George Odufwa	6-8	240	Jr.	Dallas	10.2 / 9.9 / 1.5 bpg

### NORTH TEXAS off the bench

Pos	No	Name	Ht	Wt	Yr	Pts	Pts / Reb / Other
G	1	Dominique Johnson	5-10	162	Sr.	Kansas City, Mo.	6.8 / 1.8 / 2.3 apg
G	3	Alzee Williams	6-4	168	Fr.	Dallas	1.7 / 0.8 / 6-8 ft
G	11	Antwone Matlock	6-1	177	Sr.	Dallas	0 / 0.5 / 5 minutes
G	12	Nick Goff	6-4	180	Fr.	Columbus, Ohio.	2.0 / 1.0 / 1-2 fg
C	15	Ben Knox	6-10	221	Fr.	Arlington, Texas	0.7 / 0.7 / 2-2 fg
G	20	Collin Mangrum	6-4	190	Jr.	Howe, Texas	5.1 / 0.9 / 9-11 ft
G	21	Shannon Shorter	6-4	200	Jr.	Houston	4.3 / 3.1 / 1.5 apg
F	30	Jacob Holmen	6-8	220	Fr.	Whitehouse, Texas	5.7 / 2.9 / 78.6 ft%
F	32	Jamie Egenti	6-8	265	Jr.	Watauga, Texas	-
G	33	Tyler Hall	6-2	175	So.	Pampa, Texas	2.0 / 0 / 4 minutes
F	42	Cameron Spencer	6-8	264	Jr.	Orange, Texas	1.4 / 2.2 / 6-12 fg

**ATHLETIC MEDIA RELATIONS**

Eric Capper - Asst. AD/Media Relations  
940-565-2476 • eric.capper@unt.edu

Stephen Howard - Asst. Director (MBB)  
940-369-8548 • 817-793-5199 (cell)  
stephen.howard@unt.edu

**Media Information**

**Credentials**

Working press credentials can be requested by contacting Stephen Howard (940-369-8548). Full-season and single-game passes will be mailed whenever possible. If not, they will be left at the Will Call table located at Gate C in the Super Pit.

**Player Interviews**

All interviews with North Texas players must be arranged through the Media Relations Office. Please contact Stephen Howard.

**Johnny Jones Interviews**

All interviews with North Texas head coach Johnny Jones must be arranged through the Media Relations Office. Please contact Stephen Howard.

**Post-Game Interviews**

The Mean Green locker room is closed after home games. Coach Jones and requested players will be available for interviews in the media room in the Super Pit after a brief cooling off period.

**Practice Coverage**

North Texas basketball practice is open to the media. Practice times are usually scheduled for 3:30-6 p.m. Players and coaches are available for interviews following each practice, on a prearranged basis through the athletic media relations office.

**Quick Facts**

Location: Denton, Texas  
Founded: 1890  
Enrollment: 36,206  
Nickname: Mean Green  
Colors: Green and White  
Home Arena: The Super Pit (10,500)  
Affiliation: Division I  
Conference: Sun Belt  
Head Coach: Johnny Jones (9th Year)  
Record at North Texas: 133-116  
Overall Record: 148-132  
Program All-Time Record: 1,006-1,164-1

**Mr. 250** - Johnny Jones will be taking the floor for his 250th game at North Texas on Monday night. Only one other coach in school history has coached more games than Jones - Pete Shands, who coached 482 games in 22 years.

**Look Out Blakeley** - Johnny Jones is one win shy of legendary North Texas coach Bill Blakeley on the program's career victories list. With 133 wins at North Texas, Jones can move into second place in career victories by passing Blakeley, who compiled a 134-85 mark from 1976-83. Blakeley is honored in the North Texas Athletics Hall of Fame, and also coached the Dallas Chaparrals before they became the San Antonio Spurs.

**Three Game Tear** - Tristan Thompson has scorched his last three opponents to the tune of 19.7 points per game on 54.1 percent shooting, including 60.0 percent from 3-point. Thompson posted outings of 20, 27 and 12 points and has been on fire from deep with 12 3-points. In his last 20 conference games Thompson is averaging 13.6 points per contest on 50.0 percent shooting from downtown and 81.9 percent from the stripe.

**Bounce Back Boys** - North Texas bounced back from a loss to FIU with a resounding 71-61 win over Southland favorites Southeastern Louisiana. The Lions entered the game with a 7-3 record, but four of NT's five starters reached double figures as the team shot 45.3 percent from the floor and 83.3 percent from the line. The Golden Panthers held the Mean Green to 36.2 percent shooting and an uncharacteristic 60 percent from the free throw stripe.

**Dean Of The Sun Belt** - No other current coach has been apart of more Sun Belt games than North Texas' Johnny Jones. In his ninth season with the Mean Green, Jones has coached 131 Sun Belt Conference games, and 280 games overall. In the league, only Troy's Don Maestri has been at his program longer than Jones has coached at NT.

**Longest Tenured SBC Coaches  
(as of 12/21)**

Coach	School	Years	Games
Don Maestri	Troy	28th	792
<b>Johnny Jones</b>	<b>NT</b>	<b>9th</b>	<b>249</b>
Kermit Davis	MTSU	8th	225
Steve Shields	UALR	7th	191
Robert Lee	ULL	6th	136

**INSIDE THE GAME**

• Texas Southern leads the all-time series with the Mean Green, 4-1, making the Tigers the only Southwestern Athletic Conference program with a winning record against NT.

Date	Site	Winner	Score
11/30/82	Denton	TSU	91-89 (OT)
11.29/83	Denton	NT	88-59
12/4/89	Denton	TSU	83-66
12/3/90	Houston	TSU	97-89
12/7/91	Austin	TSU	81-76

• After last month's 68-58 win over Jackson State, North Texas has an 11-11 all-time record against teams from the Southwestern Athletic Conference. The Mean Green is 5-5 against Alcorn State, 2-1 versus Southern (La.) and 3-1 against Jackson State. NT hasn't played Texas Southern since the 1991-92 season.

• The Tigers are led by the trio of Travele Jones, Junior Treasure and DeAndre Hall. Jones, a SWAC Newcomer of the Week honoree earlier this year, is averaging 15.0 points and 6.0 rebounds per game, and has hit 12-33 from deep. Treasure is averaging 14.0 points and 2.1 rebounds per game. Hall is a First-Team All-SWAC selection last year, and is hauling in 13.1 points, 4.7 rebounds, 2.6 assists and 2.0 steals per game.

• On Dec. 19, Southeastern Louisiana and Texas Southern met in the Robert Hughes Classic in Fort worth. In a battle of NT's next two opponents, Southeastern let a hot-shooting Texas Southern squad steal a 71-65 win. Texas Southern overcame 20 turnovers by shooting 56.9 percent, and holding SELA to 36.7 percent. SELA's Robert Tibbs led all scorers with 19 points.

• The Tigers took New Mexico State down to the wire in their last outing, falling to the Aggies 79-75 on Nov. 23. Junior Treasure led all scorers with 26 points and Deandre Hall wasn't far behind with 24. TSU shot 47 percent from the floor and 93.3 percent from the line, but NMSU tallied 21 points off 15 Tiger turnovers.

**TALE OF THE TAPE**

Mean Green	Tigers
75.5.....	PPG..... 68.7
+4.4.....	Margin..... -4.5
45.1.....	FG%..... 46.1
33.7.....	3PT%..... 35.6
71.6.....	FT%..... 65.7
+0.8.....	Rebound Margin..... -0.7
11.9.....	Asst. Avg..... 11.7
14.8.....	TO Avg..... 17.6
4.8.....	Steals Avg..... 9.4
3.8.....	Blocks Avg..... 3.5

**SUN BELT CONFERENCE**

**WEST DIVISION (through 12/26)**

Team	Conf.	Overall
Denver	2 0 1.000	9 3 .750
Arkansas State	1 0 1.000	5 5 .500
UL-Lafayette	1 0 1.000	4 7 .364
<b>North Texas</b>	<b>1 1 .500</b>	<b>7 4 .636</b>
New Orleans	0 2 .000	5 8 .385
ULM	0 2 .000	4 8 .333
UALR	0 2 .000	4 9 .308

**EAST DIVISION**

Team	Conf.	Overall
South Alabama	1 0 1.000	9 4 .692
Troy	1 0 1.000	6 5 .545
Florida Atlantic	1 1 .500	5 6 .455
Florida Intl.	1 1 .500	4 11 .267
Western Kentucky	0 0 .000	6 4 .600
Middle Tennessee	0 0 .000	5 6 .455

**TODAY IN THE SUN BELT**

**Dec. 28**

Texas-Southern at North Texas	7:00 PM
Marshall at Troy	7:00 PM
Centenary at Louisiana-Lafayette	7:05 PM
Central Baptist at Arkansas State	7:05 PM
University of the Southwest at ULM	7:30 PM
Denver at Northern Colorado	8:00 PM

**NORTH TEXAS SBC RANKINGS (AS OF 12/15)**

Stat	NT	Rank	Leader
Scoring Off.	76.6	3	Troy (83.5)
Scoring Def.	71.2	7	UNO (63.1)
Scoring Margin	+5.3	2	USA (+6.9)
Free Throw Pct.	71.8	3	MTSU (75.4)
FG Pct.	46.1	3	DU (51.8)
FG Pct. Def.	42.1	5	USA (38.8)
3-FG Pct.	35.4	7	DU (42.0)
3-FG Pct. Def.	31.9	3	ASU (28.8)
Rebound Off.	37.8	4	Troy (40.8)
Rebound Def.	34.3	5	DU (31.3)
Reb. Margin	+3.4	2	Troy (+5.0)
Blocked Shots	3.6	5	FAU (5.3)
Assists	12.8	6	DU (14.8)
Steals	4.9	13	USA (9.0)
TO Margin	-1.9	11	USA (+2.4)
A/TO Ratio	0.8	8	DU (1.3)
Off. Rebounds	11.0	10	Troy (14.2)
Def. Rebounds	26.8	1	NT (26.8)
Def. Rebound %	70.1	3	MTSU (72.8)
Off. Rebound %	32.5	7	Troy (38.9)
3-FG's Made	6.3	7	Troy (8.0)

**INDIVIDUAL SBC RANKINGS (AS OF 12/15)**

NT Player	Stat	Number	Rank
White	Minutes	35.8	1
	Assists	4.7	4
	3FG%	50.0	T4
	PPG	16.7	5
	FT%	85.7	6
	A/TO	1.4	6
	3FGM	2.0	T8
	FG%	52.9	T8
Odufuwa	Rebound	10.4	1
	Blocks	1.2	6
Tramiel	FG%	53.5	5
	3FG%	43.5	9

**Most Wonderful Time of the Year** - December has been a good time for Mean Green basketball under Johnny Jones. Over the last five years, North Texas is 24-10 (70.6 percent) in the month of December, including a 6-1 mark in 2006-07 and a 4-2 record this season.

**Moving Up The Charts** - Josh White is marching his way up the North Texas record books in several categories. White is up to 22nd place with 941 career points, and ranks 2nd in career free throw percentage with a clip of 86.08 percent. White has hit 109 career 3-pointers, which ranks 9th, and his career 3-point percentage of 38.9 percent ranks 7th.

**Johnson Injured** - North Texas will unfortunately be without the services of Dominique Johnson for the remainder of the year. The senior led the squad with 120 assists in 2008-09, but broke a bone in his ankle in the second half of the Rice game. Johnson had played in just four games this year due to a pre-season shoulder injury.

**Spreading The Wealth** - The Mean Green is 86th in the country in scoring with 75.5 points per game, but is once again doing it with a multi-faceted attack. Ten different North Texas players are averaging double-digit minutes, and eight players are averaging more than five points per game. NT as a team ranked 32nd in the NCAA in scoring last year despite not having a player in the national top 500 in individual scoring.

**Preseason All-Sun Belt Accolades** - Eric Tramiel was named to the first-team and Josh White earned second-team honors on the Preseason All-Sun Belt Conference squads. Tramiel was the Mean Green muscle in the middle, leading NT in scoring, rebounding and field goal percentage. White played most of 2008-09 with a hand injury, but still ranked second in the NCAA in free throw percentage, and piloted the Mean Green's 31st ranked scoring offense.

**Best In The West** - North Texas was tabbed as the favorite in the Sun Belt West Division in every major preseason publication, as well as the league's coaches in the SBC's annual Preseason Poll. NT was picked alone atop the West Division for the first time since joining the league in 2000. The Mean Green garnered the top spot with a league-high 85 points, and nine first place votes. NT was picked in a tie with UALR for the West's top spot in last year's poll.

**Mean Green 20/20/20** - NT finished last season with a 20-12 mark, giving the program back-to-back-to-back 20-win seasons for the first time since 1976-78. NT is one of only three teams in the Sun Belt (South Alabama & Western Kentucky) and three in the state of Texas (Texas & Texas A&M) to win at least 20 games in each of the last three years. The Mean Green had won a total of 20 games in the four years prior to Johnny Jones' arrival.

**NORTH TEXAS ROSTER**

NO	NAME	POS	HT	WT	YR	HOMETOWN (LAST SCHOOL)
1	Dominique Johnson	G	5-10	162	Sr.	Kansas City, MO (Arkansas-Fort Smith)
3	Alzee Williams	G	6-4	168	Fr.	Dallas, TX (Miss. Elite Christian Academy)
4	George Odufuwa	F	6-8	240	Jr.	Dallas, TX (Arizona State)
10	Josh White	G	5-10	175	Jr.	Baton Rouge, LA (Christian Life Academy)
11	Antwone Matlock	G	6-1	177	Sr.	Dallas, Texas (Trinidad State)
12	Nick Goff	G	6-4	180	Fr.	Columbus, Ohio (St Francis DeSales)
14	Tristan Thompson	G	6-5	190	Jr.	Angleton, TX (Brewster Academy)
15	Ben Knox	C	6-10	221	RFr.	Arlington, TX (Grace Prep Academy)
20	Collin Mangrum	G	6-5	190	Jr.	Howe, TX (Howe HS)
21	Shannon Shorter	G	6-4	200	Jr.	Houston, TX (Paris JC)
23	Richard Thomas	G	6-5	190	Jr.	Rosedale, NY (Garden City CC)
24	Kedrick Hogans *	F	6-7	215	Jr.	New Orleans, LA (Karr HS)
25	Eric Tramiel	F	6-7	230	Sr.	Shreveport, LA (Paris JC)
30	Jacob Holmen	F	6-8	220	Fr.	Whitehouse, TX (Whitehouse HS)
32	Jamie Egenti	F	6-8	265	Jr.	Watauga, TX (North Lakes College)
32	Tyler Hall	G	6-2	175	So.	Pampa, TX (Pampa HS)
42	Cameron Spencer	F	6-8	274	Jr.	Orange, TX (Southern Methodist)

\* Expected to redshirt the 2009-10 season

Head Coach: Johnny Jones (9th season)  
 Assistant Coaches: Shawn Forrest, Bill Foy, Charlie Leonard

**PRONUNCIATION GUIDE**

- 3 Alzee (Al-Z)
- 4 Odufuwa (Oh-Doo-Foo-Wah)
- 11 Antwone (Ann-Twah-N)
- 25 Tramiel (Truh-Meal)



**NORTH TEXAS VS THE NCAA**

Category	Rank	Stat	Leader	Stat
Scoring	77	76.6	VMI	94.0
Scoring Def	231	71.2	Temple	54.1
Margin	127	5.3	Kansas	32.7
FG%	85	46.2	Syracuse	55.2
FG% Def	151	42.0	Texas	32.5
3FG	154	6.3	VMI	13.4
3-FG %	128	35.4	Columbia	47.3
3-FG Def	102	31.9	Florida	21.5
FT %	78	71.8	BYU	82.0
Reb. Margin	99	3.7	Tulsa	12.8
Assists	196	12.8	Syracuse	23.1
A/TO	223	0.84	Notre Dame	1.71
Blocks	140	3.6	UConn	9.6
Steals	312	4.9	Syracuse	14.0
Turnovers	220	15.2	Houston	9.0
TO Margin	263	-1.9	Houston	12.2
Fouls	169	18.7	Miss St	12.0

**NT IN TOP 250 INDIVIDUAL STATS**

NT Player	Stat	Number	Rank
J. White	PPG	16.7	138
	FG%	52.9	90
	3FG	2.0	243
	FT%	85.7	79
	Assists	4.7	88
	A/TO	1.4	245
G. Odufuwa	Rebounds	10.4	21
	Blocks	1.2	203

**SUN BELT PRESEASON ALL-CONFERENCE TEAMS**

**First Team**

Desmond Yates, Middle Tennessee  
 Nate Rohnert, Denver  
**Eric Tramiel, North Texas**  
 Brandon Hazzard, Troy  
 A.J. Slaughter

**Second Team**

Chris Gradnigo, Louisiana-Lafayette  
**Josh White, North Texas**  
 Richard Delk, Troy  
 Sergio Kersch, WKU  
 Steffphon Pettigrew, WKU

**Third Team**

Donald Boone, Arkansas State  
 Tony Hooper, Louisiana-Monroe  
 Malcolm Thomas, Louisiana-Monroe  
 Michael Vogler, Troy  
 Jeremy Evans, WKU

**SUN BELT PRESEASON COACHES' POLL**

**East Division**

1. Western Kentucky .....77 (12)
2. Troy .....62 (1)
3. Middle Tennessee.....53
4. South Alabama .....40
5. Florida Atlantic.....21
6. Florida International.....20

**West Division**

1. North Texas.....85 (9)
2. Denver.....73 (1)
3. Louisiana-Lafayette.....56 (1)
4. UALR .....53 (1)
5. ULM .....45 (1)
6. Arkansas State .....36
7. New Orleans .....17

**Lighting Up The Scoreboard** - Johnny Jones and NT play up-tempo basketball, and the results speak for themselves. North Texas has ranked no lower than 34th in the NCAA in scoring in each of the last four seasons. Last year, NT ranked 31st in the country with an average of 77.3 points per game.

Year	Points/Gm	NCAA Rank
08-09	77.3	31st
07-08	76.9	34th
06-07	77.0	33rd
05-06	76.6	32nd

**Milestone Jones** - Head coach Johnny Jones is nearing a couple of career milestones in '09-'10. Jones is about to suit up for his 250th game at NT, and is now just 20 games away from the 300th of his career overall. The ninth year head coach will suit up for his 250th game at North Texas against Texas Southern on Dec. 28th, and can reach his 300th overall with a trip to the Sun Belt Tournament quarterfinals.

**Air Time** - The Mean Green is slated to appear on television 17 times in the 2009-10 regular season, including a four-pack of nationally televised games. North Texas will appear on FSN-Southwest in its Big XII showdowns with Oklahoma State and Texas A&M on Nov. 21 and Dec. 7. The Sun Belt Network will air the Mean Green's games against UALR on Feb. 20 and ULM on Feb. 27. Every North Texas home game can be seen locally in Denton on NTTV. The Mean Green will have additional chances for televised games at the Sun Belt Conference Tournament.

**Eighty Or Bust** - One of the highest scoring teams in the nation, North Tex-

as is deadly when it reaches 80 points. The Mean Green ranked 31st in the nation with 77.3 points per game last year, and is 68-16 all-time under Johnny Jones when scoring 80 or more.

**Deadly From Downtown** - One of the all-time great three-point shooting programs, North Texas has now hit a three-pointer in each game dating back to the 1987-88 season - a span of 613 games.

**Pressure Pit** - The Mean Green has made the Super Pit one of the nation's toughest places to play. NT won a school-record 15 home games in 2007-08, and has won 55 games at the Super Pit over the last five years - the most in any period in school history. As a matter of fact, no other team in the Sun Belt has won more home games since 2006-07 than the Mean Green.

**SBC At Home Since 2006-07 (as of 12/27)**

Team	Home Wins
North Texas.....	45
South Alabama.....	44
Western Kentucky.....	42

**92nd Season** - North Texas is playing its 92nd season of basketball, compiling an all-time record of 1,006-1,164-1. North Texas State Normal College, as the school was known in 1917, played its first basketball game on January 17 in a 25-23 loss at home to SMU. Since then, North Texas has hauled in 16 conference titles (14 regular season and two tournament championships) and three postseason appearances (NCAA in 1988, 2007 and NAIA in 1943).

**MEAN GREEN RADIO & TV**

Every North Texas game will be carried on the Mean Green Radio Network. NT graduate and 1310 The Ticket (KTCK-AM) personality George Dunham will handle the play-by-play duties, with Deputy Athletic Director Hank Dickenson providing analysis. All MGRN broadcasts can be heard in Denton on 88.1 KNTU-FM, in the DFW area on 100.7 KWRD-FM and in Tyler/Longview on 100.7 KPXI-FM.



Each week you can watch the Mean Green Insider on Fox College Sports Central, NTTV and on-demand at MeanGreenSports.com. The 30-minute show will feature North Texas head coach Johnny Jones along with special features on Mean Green players. The Mean Green Insider can be seen Fox College Sports Central on Fridays at 6 p.m., on NTTV, channel 22 in Denton every Wednesday.

**NORTH TEXAS' RECORD WHEN**

Overall .....	7-4
Home.....	5-1
Road .....	2-3
Neutral.....	0-0
Leading at half.....	6-0
Trailing at half.....	1-4
Tied at half .....	0-0
Overtime.....	1-1
Last minute lead change.....	1-1
One or two-point games.....	2-0
Outshoots Opponent.....	6-1
Outshot by Opponent.....	1-3
More rebounds.....	3-1
Less Rebounds.....	4-2
More offensive boards.....	2-2
Less offensive boards.....	5-2
More turnovers.....	3-4
Less turnovers.....	3-0
Player(s) foul out.....	3-3
Opponent(s) foul out.....	5-1
Has technical foul.....	0-1
Opponent technical foul.....	0-1

**Scores:**

59 and under .....	0-0
60-69 .....	2-2
70-79 .....	2-2
80-89 .....	1-0
90-99 .....	1-0
100+ .....	1-0

**Opponent Scores:**

59 and under .....	1-0
60-69 .....	5-0
70-79 .....	0-2
80-89 .....	0-2
90-99 .....	1-0
100+ .....	0-0

**Shoots:**

Under 35%.....	0-0
35-39%.....	1-1
40-44%.....	2-2
45-49%.....	2-1
50%+ .....	2-0

**Opponent Shoots:**

Under 35%.....	0-0
35-39%.....	4-0
40-44%.....	3-0
45-49%.....	0-2
50%+ .....	0-2

**Free Throws:**

Under 60%.....	0-1
60-69%.....	1-2
70-79%.....	5-0
80+% .....	1-1

**Free Throw Attempts:**

Under 20 Attempts.....	0-2
20-29 .....	5-1
30-39 .....	1-1
40-49 .....	0-0
50+ .....	1-0

**Field Goal Attempts:**

Under 50 FGA.....	2-0
50-59 FGA.....	5-3
60-69 FGA.....	0-1
70+ FGA .....	0-0

**Season Streaks**

Longest Win Streak.....	2
Longest Losing Streak .....	1
Current Streak .....	W 1
Last 10.....	6-4
Largest Lead.....	29 vs. Univ. of the Southwest
Largest Deficit.....	19 vs. Texas A&M
Largest Deficit Overcome .....	16 vs. FIU
Largest Unanswered Streak.....	14-0 vs. Univ. of the Southwest
Opp. Largest Unanswered Streak.....	11-0 vs. Texas A&M

**MEAN GREEN ACCOLADES AND HONORS**

**North Texas**

- Sun Belt Preseason Poll's West Division leader
- Named the Sun Belt West's best preseason squad by ESPN Blue Ribbon, Sporting News, Athlon, Yahoo and Lindy's, among other publications

**Eric Tramiel**

- Preseason All-Sun Belt Conference First-Team
- Preseason All-Sun Belt team - Sporting News, Athlon, Yahoo, Lindy's (2nd team)
- 2008-09 Third-Team All-Sun Belt

**Josh White**

- Preseason All-Sun Belt Conference Second-Team
- 2009 Sun Belt All-Tournament team

**STARTING LINEUPS & RECORDS**

Game	1	2	3	4	5	Result
Cameron .....	White	Shorter.....	Thompson .....	Tramiel .....	Odufuwa.....	W 80-62
UT Arlington.....	White	Shorter.....	Thompson .....	Tramiel .....	Odufuwa.....	W 101-99 2OT
Oklahoma State .....	White	Shorter.....	Thomas .....	Tramiel .....	Odufuwa.....	L 82-68
Jackson State .....	White	Thompson .....	Thomas .....	Tramiel .....	Odufuwa.....	W 68-58
Boise State.....	White	Thompson .....	Thomas .....	Tramiel .....	Odufuwa.....	L 79-73
Univ Southwest.....	White	Thompson .....	Thomas .....	Holmen .....	Odufuwa.....	W 91-62
Rice .....	White	Thompson .....	Thomas .....	Tramiel .....	Holmen .....	W 64-62
Texas A&M.....	White	Thompson .....	Thomas .....	Tramiel .....	Odufuwa.....	L 75-65
ULM .....	White	Thompson .....	Thomas .....	Tramiel .....	Odufuwa.....	W 79-62
Florida International..	White	Thompson .....	Thomas .....	Tramiel .....	Odufuwa.....	L 80-70 OT
Southeastern Louisiana	White	Thompson .....	Thomas .....	Tramiel .....	Odufuwa.....	W 71-61
Texas Southern.....						
UALR .....						
Arkansas State .....						
Louisiana-Lafayette.....						
New Orleans .....						
Troy .....						
Arkansas State .....						
South Alabama .....						
Western Kentucky .....						
Middle Tennessee.....						
Florida Atlantic.....						
Florida International.....						
New Orleans .....						
Denver.....						
Houston Baptist.....						
UALR .....						
Louisiana-Lafayette.....						
ULM .....						

**MEAN GREEN MILESTONE GAMES**

**Double Figure Points**

Josh White .....	9
Eric Tramiel.....	8
George Odufuwa.....	8
Tristan Thompson .....	4
Richard Thomas .....	3
Jacob Holmen .....	2
Shannon Shorter.....	2
Dominique Johnson .....	1
Collin Mangrum.....	1

**Double-Doubles**

George Odufuwa.....	3
Shannon Shorter.....	1

**20+ Point Games**

Josh White .....	2
Tristan Thompson .....	2

**30+ Point Games**

Josh White .....	1
------------------	---

**Three Or More Blocks**

George Odufuwa.....	3
---------------------	---

**Five Or More Steals**

**Double Figure Rebounds**

George Odufuwa.....	4
Shannon Shorter .....	1

**Five Or More Assists**

Josh White .....	5
------------------	---

**THE LAST TIME A MEAN GREEN PLAYER ...**

**Had 30 or more points**

35 - Josh White vs. UT Arlington, 11/18/09

**Had 15 or more rebounds**

24 - George Odufuwa vs. Cameron, 11/13/09

**Had 10 or more assists**

13 - Terence White vs. Texas A&M Corpus Christi, 2/02/00

**Had 5 or more blocks**

5 - Jeffrey Simpson vs. UALR, 3/03/06

**Had 5 or more steals**

5 - Rich Young vs. Rice, 11/18/06

**Made 90% or more FGA (min 5 att)**

1.000 - Tristan Thompson vs. Sam Houston State (6-6), 12/3/08

**Made 80% or more FGA (min 5 att)**

.875 - George Odufuwa vs. FIU (6-7), 12/20/09

**Made 70% or more FGA (min 5 att)**

.778 - Eric Tramiel vs. ULM (7-9), 12/13/09

**Made 100% FTA (min 5 att)**

1.000 - Josh White (6-6), 12/22/09

**Made 90% or more FTA (min 5 att)**

.923 - Tristan Thompson vs. Middle Tennessee (12-13), 3/8/09

**Made 8 or more 3PT's**

8 - Joe Ervin vs. Arkansas, 12/30/98

**Had a double-double (pts/rbs)**

Shannon Shorter vs. Univ. of the Southwest (11 pts / 10 reb), 12/2/09

**Had consecutive double-doubles (pts/rbs)**

George Odufuwa vs. Cameron (11/13/09) & UT Arlington (11/18/09)

**Had a double-double (pts/asst)**

Terence White vs. Texas A&M-CC (15 pts /13 asst), 12/2/00

**Had a triple-double (pts/rbs/asst)**

Jesse Ratliff vs. Sam Houston St. (20pts/16reb/10asst), 2/13

**Had a perfect shooting night (min 5 fg & ft att)**

Tristan Thompson vs. Sam Houston St. (6-6 fg/2-2 3fg/6-6 ft), 12/3/08

**THE LAST TIME A MEAN GREEN TEAM ...**

**Scored 100 or more points**

101 - vs. UT Arlington, 11/18/09

**Allowed 100 or more points**

100 - vs. Oklahoma State, 11/17/08

**Scored 50 or fewer points**

48 - vs. Princeton, 12/05/98

**Held an opponent under 50 points**

40 - vs. ULM, 2/20/08

**Won an overtime game**

101-99 (2OT) - vs. UT Arlington, 11/18/09

**Had 50 or more rebounds**

50 - vs. Cameron, 11/13/09

**Had 20 or more assists**

21 - vs. Troy, 2/01/07

**Had 10 or more steals**

10 - vs. Middle Tennessee, 1/27/08

**Had 5 or more blocks**

6 - vs. FIU, 11/20/09

**Five or more players in double-figures**

6 - vs. ULM, 2/19/09

**Made 60% or higher FGs**

.604 - vs. Middle Tennessee (29-48), 2/14/09

**Made 50% or higher 3pt FGs**

.533 - vs. ULM (8-15), 12/13/09

**Made 90% or higher FTs**

.905 - vs. UT Arlington (19-21), 12/29/08

**NORTH TEXAS RECORDS WATCH**

**Career Scoring**

20.....968 .....	Delonte Taylor .....	1980-82
21.....954 .....	Pat Kelley.....	1950-53
<b>22.....941 .....</b>	<b>Josh White.....</b>	<b>2008-Pr</b>
23.....931 .....	Bobby Iverson.....	1972-74
24.....910 .....	Crest Whitaker.....	1968-70
25.....909 .....	Quincy Williams.....	2004-08
26.....907 .....	Terry Bailey .....	1974-76

**Career Free Throw Percentage (min. 90 att)**

1.....87.08 .....	Garland Bailey .....	1963-64
<b>2.....86.08 (272-316) .....</b>	<b>Josh White.....</b>	<b>2008-Pr</b>
<b>3.....82.93 (102-123) .....</b>	<b>Dominique Johnson .....</b>	<b>2009-Pr</b>
4.....82.38 .....	Leonard Hopkins .....	2002-05
5.....81.91 .....	Tom Etchison.....	1994-95
6.....81.62 .....	Joe Hamilton .....	1969-70
7.....81.52 .....	Jon Manning.....	1978-79
8.....79.31 .....	Donell Hayden.....	1991
9.....79.19 .....	Cedric Carson .....	1991-92
10.....79.17 .....	George King .....	1994-96
11.....78.86 .....	Kendrick Davis .....	2006-07
12.....78.77 .....	Tony Wright .....	1973-75
<b>13.....78.59 (202-257) .....</b>	<b>Tristan Thompson .....</b>	<b>2008-Pr</b>

**Career Field Goal Percentage**

1.....585 .....	John Horrocks .....	1981-83
2.....581 .....	Terry Bailey.....	1974-76
3.....570 .....	Will Smith .....	2000-04
<b>4.....561 (176-314) .....</b>	<b>Eric Tramiel.....</b>	<b>2009-Pr</b>
5.....559 .....	Adam Smith.....	1993-95
6.....555 .....	Jeffrey Simpson.....	2004-06
7.....554 .....	Sean Riley.....	1995-97
8.....543 .....	Keith Wooden.....	2006-08
9.....540 .....	Keenan DuBose.....	1985-87
10.....539 .....	Xavier Henton .....	1991-94
<b>11.....532 (91-171) .....</b>	<b>Kedrick Hogans .....</b>	<b>2008-Pr</b>
12.....531 .....	Michael DeGrate .....	2002-04

**Career 3-Point Percentage**

1.....431 .....	George King.....	1993-96
2.....413 .....	Chad Elstun .....	1995-97
3.....406 .....	Rich Young.....	2005-07
<b>4.....402 (47-117) .....</b>	<b>Dominique Johnson.....</b>	<b>2009-Pr</b>
5.....391 .....	Calvin Watson .....	2003-07
.....391 .....	Adam McCoy .....	2007-09
<b>7.....389 (109-280) .....</b>	<b>Josh White .....</b>	<b>2008-Pr</b>
<b>8.....385 (74-192) .....</b>	<b>Tristan Thompson.....</b>	<b>2008-Pr</b>
9.....377 .....	Collin Dennis.....	2007-09
10.....376 .....	Isaac Hines.....	2004-06
11.....361 .....	Tony Worrell.....	1986-88
.....360 .....	Kendrick Davis.....	2005-07
13.....355 .....	Ray Schufford.....	1989-91

**Career 3-Pointers**

6.....136 .....	Leonard Hopkins.....	2004-05
7.....132 .....	Chad Elstun .....	1995-97
8.....112 .....	Tom Etchison.....	1993-95
<b>9.....109 .....</b>	<b>Josh White .....</b>	<b>2008-Pr</b>
10.....106 .....	Kendrick Davis.....	2005-07
11.....5 .....	Ray Schufford.....	1989-91



**JOHNNY JONES** head coach

**Age:** 48  
**Alma Mater:** Louisiana State ('85)  
**Record:** 133-116 (9th Season)  
**Overall Record:** 148-132 (10th season)  
**Previous Job:** Alabama Asst. Coach (2000-01)  
**Playing Experience:** LSU (1980-84)  
**Hometown:** DeRidder, Louisiana  
 DeRidder High School (1976-80)

**Jones Coaching Experience**

Year	School	Position
2001-Cur.	North Texas	Head Coach
2000-01	Alabama	Asst. Coach
1999-00	Memphis	Interim Head Coach
1997-99	Memphis	Assoc. Head Coach
1994-97	LSU	Assoc. Head Coach
1984-94	LSU	Asst. Coach
1987-88	LSU	Admin. Asst.

**Jones Year-by-Year**

Year	Overall	Conf.	Finish
2001-02	15-14	8-7	4th-West
2002-03	7-21	2-13	6th-West
2003-04	13-15	8-7	3rd West
2004-05	14-14	6-9	T4th-West
2005-06	14-14	6-9	T4th-West
2006-07	23-11	10-8	3rd West*
2007-08	20-11	10-8	3rd West
2008-09	20-12	11-7	2nd West
2009-10	7-4	1-1	
<b>Totals</b>	<b>133-116</b>	<b>62-69</b>	

\* Sun Belt Tournament Champion

**North Texas Career Coaching Wins**

Coach	Wins	Seasons
Pete Shands .....	224	22
Bill Blakeley .....	134	8
<b>Johnny Jones .....</b>	<b>133</b>	<b>9th</b>
Jimmy Gales .....	84	7



- **April 16, 2001** - Jones named 16th head coach in North Texas history, taking over for Vic Trilli who compiled a 20-87 record in four years.
- **Nov. 16, 2001** - Jones won his first game as head coach at North Texas, defeating Southwest Missouri State 79-77 at the Super Pit.
- **March 1, 2002** - Jones and the Mean Green defeated Florida International in the Sun Belt Conference Tournament. The game marked NT's first ever victory in the SBC Tournament and its first in any conference tournament since the 1995-96 season.
- **March 2, 2002** - North Texas ended the season with a 15-14 record to give the Mean Green its first winning season in six years. NT posted the nation's third best one season improvement in winning percentage for 2000-01 to 2001-02.
- **Dec. 7, 2002** - Jones led the Mean Green to a victory over Winthrop at the Brother's Air and Heat Championship game, giving North Texas its first regular-season tournament title in more than 20 years.
- **Dec. 6, 2003** - North Texas picked up its biggest margin of victory in school history in a 109-49 win over Hardin-Simmons.
- **Feb. 26, 2003** - Jones picks up his 50th career victory with an 84-81 overtime victory over 2004 Sun Belt Conference

- **Nov. 9, 2005** - Jones and his staff signed four players on the first day of the early signing period and, including Arizona State transfer Keith Wooden, had the 29th ranked class in the nation for the early signing period according to Hoop Scoop.
- **Nov. 18, 2005** - Jones won his 50th game at North Texas with the victory over Hardin-Simmons in the season opener.
- **Nov. 12, 2006** - In what is being referred to as his signature win, Jones' Mean Green toppled NIT participant Charlotte 90-72 on the road.
- **Dec. 19, 2006** - Jones leads the Mean Green to another program first - its first win over Western Kentucky in eight tries.
- **Feb. 15, 2007** - Jones scores his 80th victory at North Texas, passing John Reid for fourth all-time.
- **March 6, 2007** - Jones gives NT its first-ever Sun Belt Conference title with an 83-75 win over Arkansas State.
- **March 16, 2007** - North Texas plays in its first NCAA Tournament game since 1988, falling to Memphis 73-58 in the opening round.
- **Nov. 11, 2007** - In front of the largest Super Pit crowd since 1980 (6,793), Jones and the Mean Green knocked

- off Oklahoma State 82-73.
- **Dec. 1, 2007** - Down 21 points at New Mexico State with 14:20 remaining, Jones and the Mean Green engineer the biggest comeback in school history. NT beat the Aggies 75-72 in regulation.
- **Feb. 2, 2008** - Jones records his 100th win at North Texas with a 60-57 victory over Florida International. Only Bill Blakeley reached the milestone faster at NT.
- **Feb. 20, 2008** - North Texas records one of the most lopsided road victories in school history in a 72-40 drubbing of Louisiana at Monroe. It is the largest margin of defeat in Fant-Ewing Coliseum history, and the least amount of points by an NT opponent since 1994.
- **March 5, 2008** - A win over Arkansas State in the Sun Belt Conference opening round secures a second straight 20-win season for the Mean Green.
- **Dec. 31, 2008** - Jones coaches the 250th game of his career, which has spanned eight seasons at NT and Memphis. Jones has amassed a 129-121 record.
- **Feb. 26, 2009** - With a win over Arkansas State, North Texas secured its 10th conference win for a third straight season, a feat not seen at NT since 1924-27.
- **Nov. 18, 2009** - Broke the 14-year hold UT Arlington had on North Texas with a 101-99 double OT win. The Mavericks had won the previous five meetings.

# 1 DOMINIQUE JOHNSON

5-10 • 162 • Sr. • G • 1L • Kansas City, Mo. (Arkansas-Fort Smith)

Had 15 points in 16 minutes in Rice win before leaving with an ankle injury ... Has 6 assists to 3 turnover so far this year ... 2008-09: Finished his first season at NT ranked ninth in school history in assists with 120 ... 120 assists are the most by an NT player since 1999, and ranked 6th in SBC ... 1.69 A/TO ratio ranked 123rd in nation ... Posted 10 games of at least five assists ... Needs just 106 assists to reach NT's career top 10 list ... 83.8 FT% ranked second on the squad and 60th in the nation ... One of four NT players to average double figures (11.0 ppg) ... Posted two 20-point efforts.

### CAREER HIGHS

Points: 20, last vs. WKU (3/09/09)  
 FG Made: 8, last vs. WKU (3/09/09)  
 3-FG Made: 4, last vs. WKU (3/09/09)  
 FT Made: 9 vs. Indiana St. (11/23/08)  
 Assists: 7, last vs. ULL (2/7/09)  
 Rebounds: 6 vs. Arkansas St. (1/10/09)  
 Steals: 3, last vs. Denver (1/15/09)  
 Blocks: 1, last vs. JSU (11/24/09)  
 Minutes: 48 vs. Arkansas St. (1/10/09)



Opponent	Date	gs	min	Total		3-Pointers		Free throws		Rebounds				pf	a	t/o	blk	stl	pts	avg
				fg-fga	pct	3fg-fga	pct	ft-fta	pct	off	def	tot	avg							
at UT Arlington	11/18/09		15	1-5	.200	0-2	.000	1-2	.500	0	1	1	1.0	2	3	1	0	1	3	3.0
at Oklahoma State	11/21/09		19	2-6	.333	0-1	.000	5-6	.833	0	3	3	2.0	1	1	0	0	0	9	6.0
JACKSON STATE	11/24/09		10	0-2	.000	0-1	.000	0-0	.000	0	2	2	2.0	2	2	1	0	0	0	4.0
at Rice	12/05/09		16	5-6	.833	3-4	.750	2-2	1.000	0	1	1	1.8	1	3	1	0	2	15	6.8
<b>Totals</b>		<b>0</b>	<b>60</b>	<b>8-19</b>	<b>.421</b>	<b>3-8</b>	<b>.375</b>	<b>8-10</b>	<b>.800</b>	<b>0</b>	<b>7</b>	<b>7</b>	<b>1.8</b>	<b>6</b>	<b>9</b>	<b>4</b>	<b>1</b>	<b>3</b>	<b>27</b>	<b>6.8</b>

Games played: 4  
 Minutes/game: 15.0  
 Points/game: 6.8  
 FG Pct: 42.1  
 3FG Pct: 37.5  
 FT Pct: 80.0

Rebounds/game: 1.8  
 Assists/game: 2.3  
 Turnovers/game: 1.0  
 Assist/turnover ratio: 2.3  
 Steals/game: 0.8  
 Blocks/game: 0.3

### CAREER STATS

Season	gp-gs	min/avg	Total		3-Point		F-Throws		Rebounds				Scoring							
			fg-fga	pct	fg-fga	pct	ft-fta	pct	off	def	tot	avg	pf	fo	ast	to	blk	stl	pts	avg
2008-09	32-24	970/30.3	107-252	.425	44-109	.404	93-111	.838	22	77	99	3.1	56	0	120	71	1	35	351	11.0
2009-10	4-0	60/15.0	8-19	.421	3-8	.375	8-10	.800	0	7	7	1.8	6	0	9	4	1	3	27	6.8
<b>TOTAL</b>	<b>36-24</b>	<b>1030/28.6</b>	<b>115-271</b>	<b>.424</b>	<b>47-117</b>	<b>.402</b>	<b>101-121</b>	<b>.835</b>	<b>22</b>	<b>84</b>	<b>106</b>	<b>2.9</b>	<b>62</b>	<b>0</b>	<b>129</b>	<b>75</b>	<b>2</b>	<b>38</b>	<b>378</b>	<b>10.5</b>



### 3 ALZEE WILLIAMS

6-4 • 168 • Fr. • G • HS • Dallas (Mississippi Elite Christian Academy)

Averaging 10 mins at the 1 & 2 ... Has 5 point outings vs UTA and Jackson State, and 4 points in 7 minutes vs SLU ... 2008-09: Honed his shooting game at Miss. Elite Christian Academy, averaging over 20 ppg ... Dropped a career-high 36 points on Laurinburg Prep ... Was the District 13-4A MVP as a senior at Lincoln High School in Dallas ... Ranked by Texashoops.com as the No. 117th best player in the class of '08 ... Selected the Dallas Morning News' High School Player of the Week ... Averaged 17.3 points per game, which ranked second in the district and 17th in the DFW area.

**CAREER HIGHS**

Points: 5, last vs. JSU (11/24/09)  
 FG Made: 2 vs. JSU (11/24/09)  
 3-FG Made: 1 vs. JSU (11/24/09)  
 FT Made: 3 vs. UTA (11/18/09)  
 Assists: 1 vs. USW (12/2/09)  
 Rebounds: 2, last vs. USW (12/2/09)  
 Steals: 1, last vs. USW (12/2/09)  
 Blocks: 1, last vs. FIU (12/20/09)  
 Minutes: 23 vs. UTA (11/18/09)



Opponent	Date	gs	min	Total		3-Pointers		Free throws		Rebounds				pf	a	t/o	blk	stl	pts	avg
				fg-fga	pct	3fg-fga	pct	ft-fta	pct	off	def	tot	avg							
CAMERON	11/13/09		14	1-2	.500	0-1	.000	0-0	.000	0	1	1	1.0	1	0	0	0	0	2	2.0
at UT Arlington	11/18/09		23	1-2	.500	0-1	.000	3-4	.750	1	1	2	1.5	4	0	1	0	1	5	3.5
at Oklahoma State	11/21/09		3	0-0	.000	0-0	.000	0-0	.000	0	0	0	1.0	1	0	1	0	0	0	2.3
JACKSON STATE	11/24/09		10	2-3	.667	1-2	.500	0-0	.000	0	2	2	1.3	2	0	0	0	0	5	3.0
at Boise State	11/28/09		7	0-2	.000	0-1	.000	0-0	.000	0	0	0	1.0	0	0	0	0	0	0	2.4
UNIVERSITY OF THE SO	12/02/09		16	0-4	.000	0-2	.000	1-2	.500	0	2	2	1.2	1	1	1	1	1	1	2.2
at Rice	12/05/09		12	1-2	.500	0-0	.000	0-0	.000	0	1	1	1.1	0	0	1	0	0	2	2.1
at Texas A&M	12/07/09		3	0-0	.000	0-0	.000	0-0	.000	0	0	0	1.0	0	0	1	0	0	0	1.9
ULM	12/13/09		4	0-4	.000	0-1	.000	0-0	.000	0	0	0	0.9	0	0	0	0	0	0	1.7
FIU	12/20/09		10	0-2	.000	0-2	.000	0-0	.000	0	1	1	0.9	1	0	0	1	0	0	1.5
SOUTHEASTERN	12/22/09		7	1-3	.333	0-2	.000	2-2	1.000	0	0	0	0.8	0	0	1	0	0	4	1.7
<b>Totals</b>		<b>0</b>	<b>109</b>	<b>6-24</b>	<b>.250</b>	<b>1-12</b>	<b>.083</b>	<b>6-8</b>	<b>.750</b>	<b>1</b>	<b>8</b>	<b>9</b>	<b>0.8</b>	<b>10</b>	<b>1</b>	<b>6</b>	<b>2</b>	<b>2</b>	<b>19</b>	<b>1.7</b>

Games played: 11  
 Minutes/game: 9.9  
 Points/game: 1.7  
 FG Pct: 25.0  
 3FG Pct: 8.3  
 FT Pct: 75.0

Rebounds/game: 0.8  
 Assists/game: 0.1  
 Turnovers/game: 0.5  
 Assist/turnover ratio: 0.2  
 Steals/game: 0.2  
 Blocks/game: 0.2

**4 GEORGE ODUFUWA**

6-8 • 240 • Jr. • F • 1L • Dallas, Texas (Arizona State)

Leads the Sun Belt in rebounding ... Most efficient night with 3 assists, 2 blocks, 2 steals and 0 turnovers vs SLU ... Tied career high with 4 blocks vs FIU ... 1 board shy of a double-double at No. 16 Texas A&M ... Had 3 double-doubles in the first four games of the year, giving the junior 5 for his career ... Hauled in 24 rebounds vs Cameron, makes him the 9th player in the NCAA since 2005-06 to grab 24 boards or more ... Career-high 16 points vs UTA ... 2008-09: Ranked 6th in the SBC with 6.6 rpg ... 18 boards vs. Troy are most by an SBC player in 2008-09 ... ESPN The Magazine Academic All-District First Team.

**CAREER HIGHS**

Points: 16 vs. UTA (11/18/09)  
 FG Made: 6, last vs. FIU (12/20/09)  
 3-FG Made: -  
 FT Made: 8 vs. UTA (11/18/09)  
 Assists: 4 vs. SHSU (11/20/08)  
 Rebounds: 24 vs. Cameron (11/13/09)  
 Steals: 3, last vs. UTA (11/18/09)  
 Blocks: 4, last vs. FIU (12/20/09)  
 Minutes: 44 vs. UTA (11/18/09)



Opponent	Date	gs	min	Total		3-Pointers		Free throws		Rebounds				pf	a	t/o	blk	stl	pts	avg	
				fg-fga	pct	3fg-fga	pct	ft-fta	pct	off	def	tot	avg								
CAMERON	11/13/09	*	29	4-10	.400	0-0	.000	4-7	.571	6	18	24	24.0	0	1	3	2	1	12	12.0	
at UT Arlington	11/18/09	*	44	4-4	1.000	0-0	.000	8-10	.800	1	10	11	17.5	3	1	4	3	3	16	14.0	
at Oklahoma State	11/21/09	*	34	4-7	.571	0-0	.000	3-4	.750	1	6	7	14.0	1	1	2	1	0	11	13.0	
JACKSON STATE	11/24/09	*	36	4-8	.500	0-0	.000	3-7	.429	4	7	11	13.3	2	0	1	2	2	11	12.5	
at Boise State	11/28/09	*	17	2-4	.500	0-0	.000	1-2	.500	2	2	4	11.4	3	3	3	0	0	5	11.0	
UNIVERSITY OF THE SO	12/02/09	*	18	1-5	.200	0-0	.000	2-2	1.000	3	6	9	11.0	3	0	4	0	0	4	9.8	
at Rice	12/05/09		28	1-2	.500	0-0	.000	2-5	.400	2	8	10	10.9	3	0	2	0	0	4	9.0	
at Texas A&M	12/07/09	*	31	5-8	.625	0-0	.000	2-4	.500	5	4	9	10.6	3	1	3	0	1	12	9.4	
ULM	12/13/09	*	33	4-7	.571	0-0	.000	5-9	.556	5	4	9	10.4	2	3	3	3	0	13	9.8	
FIU	12/20/09	*	32	6-7	.857	0-0	.000	0-2	.000	4	4	8	10.2	4	0	2	4	1	12	10.0	
SOUTHEASTERN	12/22/09	*	36	5-11	.455	0-0	.000	2-2	1.000	3	4	7	9.9	3	3	0	2	2	12	10.2	
<b>Totals</b>			10	338	40-73	.548	0-0	.000	32-54	.593	36	73	109	9.9	27	13	27	17	10	112	10.2

Games played: 11  
 Minutes/game: 30.7  
 Points/game: 10.2  
 FG Pct: 54.8  
 FT Pct: 59.3

Rebounds/game: 9.9  
 Assists/game: 1.2  
 Turnovers/game: 2.5  
 Assist/turnover ratio: 0.5  
 Steals/game: 0.9  
 Blocks/game: 1.5

**CAREER STATS**

Season	gp-gs	min/avg	Total		3-Point		F-Throws		Rebounds				Scoring							
			fg-fga	pct	fg-fga	pct	ft-fta	pct	off	def	tot	avg	pf	fo	ast	to	blk	stl	pts	avg
2008-09	32-26	691/21.6	72-160	.450	0-0	.000	52-79	.658	67	143	210	6.6	101	4	31	51	21	29	196	6.1
2009-10	11-10	338/30.7	40-73	.548	0-0	.000	32-54	.593	36	73	109	9.9	27	0	13	27	17	10	112	10.2
<b>TOTAL</b>	<b>43-36</b>	<b>1029/23.9</b>	<b>112-233</b>	<b>.481</b>	<b>0-0</b>	<b>.000</b>	<b>84-133</b>	<b>.632</b>	<b>103</b>	<b>216</b>	<b>319</b>	<b>7.4</b>	<b>128</b>	<b>4</b>	<b>44</b>	<b>78</b>	<b>38</b>	<b>39</b>	<b>308</b>	<b>7.2</b>

# 10 JOSH WHITE

5-10 • 175 • Jr. • G • 2L • Baton Rouge, La. (Christian Life Academy)

Ranks 22nd in NT history with 941 career points ... Leads the Sun Belt in minutes per game ... 86.08 career FT% ranks second in NT history ... Followed up 5-10 FT outing with 6-6 vs SLU ... Hit 100th career 3-pointer vs. USW ... Still averaging 19.0 ppg against Big XII opponents ... Has 47 career double-digit scoring games ... Posted a career-high 35 points at UTA, making him the 23rd player in NT history to reach 35 points ... Preseason Second Team All-Sun Belt ... 2008-09: Finished second in the nation with a 90.6 (96-of-106) FT%, which smashed the school record ... Earned All-Sun Belt Tournament honors after averaging 20.0 ppg.

### CAREER HIGHS

Points: 35 vs. UTA (11/18/09)  
 FG Made: 9, last vs. USW (12/2/09)  
 3-FG Made: 6 vs Texas (12/5/07)  
 FT Made: 15 vs. UTA (11/18/09)  
 Assists: 7, last vs. WKU (3/09/09)  
 Rebounds: 8 vs Okla. State (11/17/08)  
 Steals: 3 vs Okla. State (11/14/07)  
 Blocks: -  
 Minutes: 46, last vs. UTA (11/18/09)



Opponent	Date	gs	min	Total		3-Pointers		Free throws		Rebounds				pf	a	t/o	blk	stl	pts	avg	
				fg-fga	pct	3fg-fga	pct	ft-fta	pct	off	def	tot	avg								
CAMERON	11/13/09	*	30	6-9	.667	5-6	.833	2-3	.667	1	3	4	4.0	2	4	2	0	0	19	19.0	
at UT Arlington	11/18/09	*	46	9-14	.643	2-4	.500	15-18	.833	2	5	7	5.5	1	4	7	0	0	35	27.0	
at Oklahoma State	11/21/09	*	35	1-6	.167	0-3	.000	2-2	1.000	0	1	1	4.0	1	5	4	0	0	4	19.3	
JACKSON STATE	11/24/09	*	32	0-5	.000	0-2	.000	4-4	1.000	1	3	4	4.0	0	4	4	0	1	4	15.5	
at Boise State	11/28/09	*	34	9-16	.563	3-7	.429	2-2	1.000	0	3	3	3.8	2	6	3	0	0	23	17.0	
UNIVERSITY OF THE SO	12/02/09	*	32	9-11	.818	2-4	.500	1-1	1.000	0	2	2	3.5	2	5	1	0	1	21	17.7	
at Rice	12/05/09	*	38	2-5	.400	1-1	1.000	9-9	1.000	0	2	2	3.3	1	4	3	0	0	14	17.1	
at Texas A&M	12/07/09	*	38	5-13	.385	1-4	.250	4-6	.667	2	0	2	3.1	1	5	3	0	0	15	16.9	
ULM	12/13/09	*	37	4-6	.667	4-5	.800	3-4	.750	1	1	2	3.0	2	5	3	0	0	15	16.7	
FIU	12/20/09	*	40	3-10	.300	2-6	.333	5-10	.500	0	1	1	2.8	1	3	2	0	0	13	16.3	
SOUTHEASTERN	12/22/09	*	33	3-5	.600	1-3	.333	6-6	1.000	0	1	1	2.6	1	1	3	0	1	13	16.0	
<b>Totals</b>			11	395	51-100	.510	21-45	.467	53-65	.815	7	22	29	2.6	14	46	35	0	3	176	16.0

Games played: 11  
 Minutes/game: 35.9  
 Points/game: 16.0  
 FG Pct: 51.0  
 3FG Pct: 46.7  
 FT Pct: 81.5

Rebounds/game: 2.6  
 Assists/game: 4.2  
 Turnovers/game: 3.2  
 Assist/turnover ratio: 1.3  
 Steals/game: 0.3

### CAREER STATS

Season	gp-gs	min/avg	Total		3-Point		F-Throws		Rebounds				Scoring							
			fg-fga	pct	fg-fga	pct	ft-fta	pct	off	def	tot	avg	pf	fo	ast	to	blk	stl	pts	avg
2007-08	29-28	925/31.9	116-254	.457	49-107	.458	123-145	.848	16	57	73	2.5	42	0	44	62	0	14	404	13.9
2008-09	32-30	1075/33.6	113-289	.391	39-128	.305	96-106	.906	15	77	92	2.9	38	0	82	53	0	16	361	11.3
2009-10	11-11	395/35.9	51-100	.510	21-45	.467	53-65	.815	7	22	29	2.6	14	0	46	35	0	3	176	16.0
<b>TOTAL</b>	<b>72-69</b>	<b>2395/33.3</b>	<b>280-643</b>	<b>.435</b>	<b>109-280</b>	<b>.389</b>	<b>272-316</b>	<b>.861</b>	<b>38</b>	<b>156</b>	<b>194</b>	<b>2.7</b>	<b>94</b>	<b>0</b>	<b>172</b>	<b>150</b>	<b>0</b>	<b>33</b>	<b>941</b>	<b>13.1</b>




**11 ANTWONE MATLOCK**

6-1 • 177 • Sr. • G • 1L • Dallas, Texas (Trinidad State)

Has seen time against Cameron and the University of the Southwest ... 2008-09: Saw first action in a Mean Green uniform versus Cameron, landing a layup on 1-of-2 shooting ... Grabbed season-high seven minutes vs. Louisiana-Lafayette, pulling down 2 rebounds ... Also saw time against Sun Belt foes Florida Atlantic, ULM, Denver, and Western Kentucky (Sun Belt Tournament semifinal).

**CAREER HIGHS**

Points: 2 vs. Cameron (11/14/08)  
 FG Made: 1 vs. Cameron (11/14/08)  
 3-FG Made: -  
 FT Made: -  
 Assists: -  
 Rebounds: 2 vs. ULL (2/7/09)  
 Steals: -  
 Blocks: -  
 Minutes: 7 vs. ULL (2/7/09)



Opponent	Date	gs	min	Total		3-Pointers		Free throws		Rebounds				pf	a	t/o	blk	stl	pts	avg
				fg-fga	pct	3fg-fga	pct	ft-fta	pct	off	def	tot	avg							
CAMERON	11/13/09		1	0-1	.000	0-1	.000	0-0	.000	0	0	0	0.0	1	0	0	0	0	0	0.0
UNIVERSITY OF THE SO	12/02/09		4	0-2	.000	0-2	.000	0-0	.000	0	1	1	0.5	0	0	0	0	0	0	0.0
<b>Totals</b>			0	5	0-3	.000	0-3	.000	0-0	.000	0	1	1	0.5	1	0	0	0	0	0.0

Games played: 2  
 Minutes/game: 2.5  
 FG Pct: 0.0  
 3FG Pct: 0.0

Rebounds/game: 0.5

**CAREER STATS**

Season	gp-gs	min/avg	Total		3-Point		F-Throws		Rebounds				Scoring							
			fg-fga	pct	fg-fga	pct	ft-fta	pct	off	def	tot	avg	pf	fo	ast	to	blk	stl	pts	avg
2008-09	6-0	12/2.0	1-7	.143	0-5	.000	0-0	.000	0	2	2	0.3	3	0	0	2	0	0	2	0.3
2009-10	2-0	5/2.5	0-3	.000	0-3	.000	0-0	.000	0	1	1	0.5	1	0	0	0	0	0	0	0.0
<b>TOTAL</b>	<b>8-0</b>	<b>17/2.1</b>	<b>1-10</b>	<b>.100</b>	<b>0-8</b>	<b>.000</b>	<b>0-0</b>	<b>.000</b>	<b>0</b>	<b>3</b>	<b>3</b>	<b>0.4</b>	<b>4</b>	<b>0</b>	<b>0</b>	<b>2</b>	<b>0</b>	<b>0</b>	<b>2</b>	<b>0.3</b>

**12 NICK GOFF**

6-4 • 180 • Fr. • G • HS • Columbus, Ohio (St. Francis DeSales)

Saw 3 minutes vs. USW and hit a layup ... Hit a pair of free throws in his first action at NT vs Cameron ... 2008-09: Was a standout at St. Francis DeSales in Columbus, Ohio, earning All-Central District Division II Third-Team honors ... Scored 13.7 ppg in leading St. Francis to the state semifinal game, where they fell to national powerhouse St. Vincent-St. Mary ... Had the Stallions ranked No. 8 in the state of Ohio heading into the state tournament ... As a junior, Goff was an honorable mention honoree to the All-Central District Division II.

**CAREER HIGHS**

Points: 2, last vs. USW (12/2/09)  
 FG Made: 1 vs. USW (12/2/09)  
 3-FG Made: -  
 FT Made: 2 vs. Cameron (11/13/09)  
 Assists: 1 vs. USW (12/2/09)  
 Rebounds: 2 vs. USW (12/2/09)  
 Steals: -  
 Blocks: -  
 Minutes: 3 vs. USW (12/2/09)



Opponent	Date	gs	min	Total		3-Pointers		Free throws		Rebounds				pf	a	t/o	blk	stl	pts	avg
				fg-fga	pct	3fg-fga	pct	ft-flt	pct	off	def	tot	avg							
CAMERON	11/13/09		1	0-0	.000	0-0	.000	2-2	1.000	0	0	0	0.0	0	0	1	0	0	2	2.0
UNIVERSITY OF THE SO	12/02/09		3	1-2	.500	0-0	.000	0-0	.000	1	1	2	1.0	0	1	0	0	0	2	2.0
Totals		0	4	1-2	.500	0-0	.000	2-2	1.000	1	1	2	1.0	0	1	1	0	0	4	2.0

Games played: 2  
 Minutes/game: 2.0  
 Points/game: 2.0  
 FG Pct: 50.0  
 FT Pct: 100.0

Rebounds/game: 1.0  
 Assists/game: 0.5  
 Turnovers/game: 0.5  
 Assist/turnover ratio: 1.0


**14 TRISTAN THOMPSON**

6-5 • 190 • Jr. • G • 2L • Angleton, Texas (Brewster Academy)

Three straight double-digit games, including career high 27 points and 6 three-pointers vs FIU ... Averaging 13.6 career points per game in Sun Belt play ... Reached double figures for first time in '09-10 against USW with 11 points ... 2008-09: NT's 2nd highest scoring threat with 11.4 ppg ... Had five 20-point games in 08-09, including career scoring efforts in three of four games in December, culminating in a 27 point outing at ULL ... Named the Sun Belt Player of the Week ... Shot 45.1 percent from deep in SBC play ... Recorded first perfect night in NT history vs Sam Houston - 6-6 FG, 2-2 3-point, 6-6 FT.

**CAREER HIGHS**

Points: 27, last vs. FIU (12/20/09)  
 FG Made: 11 vs. UL (12/18/08)  
 3-FG Made: 6 vs. FIU (12/20/09)  
 FT Made: 13 vs. UL (2/7/09)  
 Assists: 4 vs Troy (1/3/08)  
 Rebounds: 8, last vs NMSU (12/1/07)  
 Steals: 3 vs Centenary (12/20/07)  
 Blocks: 1, last vs. Houston (11/29/08)  
 Minutes: 41 vs. Arkansas St. (1/10/09)



Opponent	Date	gs	min	Total		3-Pointers		Free throws		Rebounds				pf	a	t/o	blk	stl	pts	avg	
				fg-fga	pct	3fg-fga	pct	ft-fa	pct	off	def	tot	avg								
CAMERON	11/13/09	*	16	1-3	.333	0-2	.000	3-4	.750	1	2	3	3.0	1	0	1	0	0	5	5.0	
at UT Arlington	11/18/09	*	25	1-5	.200	0-0	.000	7-9	.778	1	3	4	3.5	4	3	3	0	0	9	7.0	
at Oklahoma State	11/21/09		15	2-6	.333	1-2	.500	0-0	.000	3	2	5	4.0	2	1	2	0	0	5	6.3	
JACKSON STATE	11/24/09	*	21	1-7	.143	0-1	.000	3-4	.750	0	2	2	3.5	1	3	2	0	0	5	6.0	
at Boise State	11/28/09	*	24	2-7	.286	2-4	.500	1-2	.500	0	4	4	3.6	1	1	1	0	0	7	6.2	
UNIVERSITY OF THE SO	12/02/09	*	23	4-8	.500	3-5	.600	0-1	.000	0	4	4	3.7	0	1	0	0	2	11	7.0	
at Rice	12/05/09	*	18	0-4	.000	0-3	.000	2-2	1.000	0	0	0	3.1	2	0	0	0	0	2	6.3	
at Texas A&M	12/07/09	*	26	3-8	.375	0-2	.000	3-3	1.000	1	2	3	3.1	0	2	2	0	1	9	6.6	
ULM	12/13/09	*	32	7-8	.875	4-4	1.000	2-2	1.000	0	3	3	3.1	2	1	3	0	1	20	8.1	
FIU	12/20/09	*	37	8-19	.421	6-11	.545	5-6	.833	1	3	4	3.2	4	2	2	0	0	27	10.0	
SOUTHEASTERN	12/22/09	*	31	5-10	.500	2-5	.400	0-2	.000	0	2	2	3.1	3	0	2	0	1	12	10.2	
<b>Totals</b>			10	268	34-85	.400	18-39	.462	26-35	.743	7	27	34	3.1	20	14	18	0	5	112	10.2

Games played: 11  
 Minutes/game: 24.4  
 Points/game: 10.2  
 FG Pct: 40.0  
 3FG Pct: 46.2  
 FT Pct: 74.3

Rebounds/game: 3.1  
 Assists/game: 1.3  
 Turnovers/game: 1.6  
 Assist/turnover ratio: 0.8  
 Steals/game: 0.5

**CAREER STATS**

Season	gp-gs	min/avg	Total		3-Point		F-Throws		Rebounds				Scoring							
			fg-fga	pct	fg-fga	pct	ft-fa	pct	off	def	tot	avg	pf	fo	ast	to	blk	stl	pts	avg
2007-08	30-12	494/16.5	56-133	.421	22-62	.355	59-74	.797	19	49	68	2.3	39	0	21	37	1	14	193	6.4
2008-09	32-27	718/22.4	107-248	.431	34-91	.374	117-148	.791	22	52	74	2.3	59	1	34	41	1	11	365	11.4
2009-10	11-10	268/24.4	34-85	.400	18-39	.462	26-35	.743	7	27	34	3.1	20	0	14	18	0	5	112	10.2
<b>TOTAL</b>	<b>73-49</b>	<b>1480/20.3</b>	<b>197-466</b>	<b>.423</b>	<b>74-192</b>	<b>.385</b>	<b>202-257</b>	<b>.786</b>	<b>48</b>	<b>128</b>	<b>176</b>	<b>2.4</b>	<b>118</b>	<b>1</b>	<b>69</b>	<b>96</b>	<b>2</b>	<b>30</b>	<b>670</b>	<b>9.2</b>




**15 BEN KNOX**

6-10 • 221 • Fr. • C • RS • Arlington, Texas (Grace Prep Academy)

Recorded first career block at No. 16 Texas A&M ... Posted 4 points on 2-2 shooting at Boise State ... Saw first action at NT and grabbed 1 rebound vs Cameron ... 2008-09: Took a redshirt ... Was a TAPPS Second-Team All-State selection as a senior ... Guided Grace Prep to the TAPPS state title game in each of the last two seasons ... Ranked as the No. 62 recruit in the state by TexasHoops.com ... Listed as No. 354 among the top 1,000 players in the country by HoopScoopOnline.com ... Averaged 10 points, nine rebounds and three blocks per game in 2007-08 ... Had the Lions ranked 5th in state.

**CAREER HIGHS**

Points: 4 vs. Boise St. (11/28/09)  
 FG Made: 2 vs. Boise St. (11/28/09)  
 3-FG Made: -  
 FT Made: -  
 Assists: 1 vs. Boise St. (11/28/09)  
 Rebounds: 1, last vs. ULM (12/13/09)  
 Steals: -  
 Blocks: 1 vs. Texas A&M (12/7/09)  
 Minutes: 10 vs. USW (12/2/09)



Opponent	Date	gs	min	Total		3-Pointers		Free throws		Rebounds				pf	a	t/o	blk	stl	pts	avg	
				fg-fga	pct	3fg-fga	pct	ft-fa	pct	off	def	tot	avg								
CAMERON	11/13/09		1	0-0	.000	0-0	.000	0-0	.000	1	0	1	1.0	0	0	0	0	0	0	0.0	
at Boise State	11/28/09		4	2-2	1.000	0-0	.000	0-0	.000	1	0	1	1.0	0	1	1	0	0	4	2.0	
UNIVERSITY OF THE SO	12/02/09		10	0-0	.000	0-0	.000	0-0	.000	1	0	1	1.0	1	0	1	0	0	0	1.3	
at Texas A&M	12/07/09		3	0-0	.000	0-0	.000	0-0	.000	0	0	0	0.8	1	0	0	1	0	0	1.0	
ULM	12/13/09		1	0-0	.000	0-0	.000	0-2	.000	0	1	1	0.8	0	0	0	0	0	0	0.8	
FIU	12/20/09		0	0-0	.000	0-0	.000	0-0	.000	0	0	0	0.7	0	0	0	0	0	0	0.7	
<b>Totals</b>			0	19	2-2	1.000	0-0	.000	0-2	.000	3	1	4	0.7	2	1	2	1	0	4	0.7

Games played: 6  
 Minutes/game: 3.2  
 Points/game: 0.7  
 FG Pct: 100.0  
 FT Pct: 0.0

Rebounds/game: 0.7  
 Assists/game: 0.2  
 Turnovers/game: 0.3  
 Assist/turnover ratio: 0.5  
 Blocks/game: 0.2

## 20 COLLIN MANGRUM

6-4 • 190 • Jr. • G • 2L • Howe, Texas (Howe HS)

Shooting 16-35 (45.7 percent) from the floor after entering '09-10 with .288 career shooting percentage (19-66) ... 12 points at Rice was second career double-digit game ... Went 2-2 for 5 points at Oklahoma State ... Saw first action in a season opener since 2006-07 and had 9 points vs Cameron ... 2008-09: Exploded for career highs in points (19), field goals (7) and 3-pointers (5) in breakout game vs Middle Tennessee ... Missed all of 2007-08 and the final nine games of the 08-09 season after exacerbating chronic injuries.

### CAREER HIGHS

Points: 19 vs. MTSU (12/31/08)  
 FG Made: 7 vs. MTSU (12/31/08)  
 3-FG Made: 5 vs. MTSU (12/31/08)  
 FT Made: 4, last vs Jarvis (12/22/06)  
 Assists: 1, last vs. USW (12/2/09)  
 Rebounds: 4, last vs. ULL (2/7/09)  
 Steals: 2, last vs. JSU (11/24/09)  
 Blocks: 1, last vs. Rice (12/5/09)  
 Minutes: 23, last vs. Rice (12/5/09)



Opponent	Date	gs	min	Total		3-Pointers		Free throws		Rebounds				pf	a	t/o	blk	stl	pts	avg
				fg-fga	pct	3fg-fga	pct	ft-fta	pct	off	def	tot	avg							
CAMERON	11/13/09		12	3-7	.429	1-3	.333	2-2	1.000	0	0	0	0.0	2	0	0	0	0	9	9.0
at Oklahoma State	11/21/09		10	2-2	1.000	1-1	1.000	0-0	.000	0	1	1	0.5	1	0	1	0	0	5	7.0
JACKSON STATE	11/24/09		15	3-6	.500	1-4	.250	0-0	.000	0	0	0	0.3	4	0	1	1	2	7	7.0
at Boise State	11/28/09		16	2-3	.667	0-0	.000	0-1	.000	0	0	0	0.3	2	0	0	0	0	4	6.3
UNIVERSITY OF THE SO	12/02/09		15	2-3	.667	1-2	.500	2-2	1.000	0	1	1	0.4	4	1	0	1	1	7	6.4
at Rice	12/05/09		23	4-8	.500	1-4	.250	3-4	.750	0	3	3	0.8	2	0	1	1	1	12	7.3
ULM	12/13/09		11	0-3	.000	0-2	.000	0-0	.000	0	1	1	0.9	1	0	1	0	0	0	6.3
FIU	12/20/09		10	0-2	.000	0-2	.000	2-2	1.000	0	2	2	1.0	0	0	0	0	0	2	5.8
SOUTHEASTERN	12/22/09		9	0-1	.000	0-1	.000	0-0	.000	0	0	0	0.9	2	0	0	0	0	0	5.1
<b>Totals</b>		<b>0</b>	<b>121</b>	<b>16-35</b>	<b>.457</b>	<b>5-19</b>	<b>.263</b>	<b>9-11</b>	<b>.818</b>	<b>0</b>	<b>8</b>	<b>8</b>	<b>0.9</b>	<b>18</b>	<b>1</b>	<b>4</b>	<b>3</b>	<b>4</b>	<b>46</b>	<b>5.1</b>

Games played: 9  
 Minutes/game: 13.4  
 Points/game: 5.1  
 FG Pct: 45.7  
 3FG Pct: 26.3  
 FT Pct: 81.8

Rebounds/game: 0.9  
 Assists/game: 0.1  
 Turnovers/game: 0.4  
 Assist/turnover ratio: 0.3  
 Steals/game: 0.4  
 Blocks/game: 0.3

### CAREER STATS

Season	gp-gs	min/avg	Total		3-Point		F-Throws		Rebounds				Scoring							
			fg-fga	pct	fg-fga	pct	ft-fta	pct	off	def	tot	avg	pf	fo	ast	to	blk	stl	pts	avg
2006-07	21-0	129/6.1	10-31	.323	3-17	.176	10-12	.833	6	15	21	1.0	16	0	5	9	2	7	33	1.6
2008-09	11-1	88/8.0	9-35	.257	5-22	.227	3-6	.500	2	12	14	1.3	18	1	3	9	0	5	26	2.4
2009-10	9-0	121/13.4	16-35	.457	5-19	.263	9-11	.818	0	8	8	0.9	18	0	1	4	3	4	46	5.1
<b>TOTAL</b>	<b>41-1</b>	<b>338/8.2</b>	<b>35-101</b>	<b>.347</b>	<b>13-58</b>	<b>.224</b>	<b>22-29</b>	<b>.759</b>	<b>8</b>	<b>35</b>	<b>43</b>	<b>1.0</b>	<b>52</b>	<b>1</b>	<b>9</b>	<b>22</b>	<b>5</b>	<b>16</b>	<b>105</b>	<b>2.6</b>

**21 SHANNON SHORTER**

6-4 • 200 • Jr. • G • TR • Houston (Paris JC)

3 assists and 3-4 shooting vs ULM ... Snagged first career double-double vs. USW ... Started season opener vs Cameron, and racked up 11 points in the 2OT win over UTA ... 2008-09 Paris: Poured in 15.7 points per game and 9.0 rebounds per game in the Region XIV Tourney, earning an All-Tournament Team selection to go with his All-Conference bid ... Shorter led the Dragons to a 25-6 record and a national top 10 ranking ... A strong defensive presence, Shorter and Paris finished sixth nationally in defensive points allowed ... Averaged 9.9 points on 52.0 percent shooting and 5.1 rpg as a sophomore.

**CAREER HIGHS**

Points: 11 vs. USW (12/2/09)  
 FG Made: 4 vs. USW (12/2/09)  
 3-FG Made: 1 vs. OSU (11/21/09)  
 FT Made: 5 vs. UTA (11/18/09)  
 Assists: 3, last vs. FIU (12/20/09)  
 Rebounds: 10 vs. USW (12/2/09)  
 Steals: 1, last vs. SLU (12/22/09)  
 Blocks: -  
 Minutes: 28 vs. UTA (11/18/09)



Opponent	Date	gs	min	Total		3-Pointers		Free throws		Rebounds				pf	a	t/o	blk	stl	pts	avg	
				fg-fga	pct	3fg-fga	pct	ft-fta	pct	off	def	tot	avg								
CAMERON	11/13/09	*	21	0-3	.000	0-2	.000	2-2	1.000	0	2	2	2.0	0	2	2	0	0	2	2.0	
at UT Arlington	11/18/09	*	28	3-8	.375	0-2	.000	5-7	.714	2	2	4	3.0	3	2	1	0	1	11	6.5	
at Oklahoma State	11/21/09	*	17	2-5	.400	1-1	1.000	2-2	1.000	2	2	4	3.3	3	1	2	0	1	7	6.7	
JACKSON STATE	11/24/09		7	1-2	.500	0-0	.000	0-0	.000	0	1	1	2.8	0	0	1	0	0	2	5.5	
at Boise State	11/28/09		8	0-2	.000	0-0	.000	0-0	.000	0	2	2	2.6	0	0	1	0	0	0	4.4	
UNIVERSITY OF THE SO	12/02/09		21	4-5	.800	0-0	.000	3-7	.429	4	6	10	3.8	1	2	0	0	0	11	5.5	
at Rice	12/05/09		3	0-1	.000	0-1	.000	0-0	.000	0	1	1	3.4	0	0	0	0	0	0	4.7	
at Texas A&M	12/07/09		22	1-3	.333	0-1	.000	0-0	.000	0	0	0	3.0	4	1	2	0	0	2	4.4	
ULM	12/13/09		19	3-4	.750	0-1	.000	0-0	.000	0	4	4	3.1	5	3	1	0	1	6	4.6	
FIU	12/20/09		18	0-2	.000	0-1	.000	4-4	1.000	2	1	3	3.1	3	3	4	0	1	4	4.5	
SOUTHEASTERN	12/22/09		20	1-3	.333	0-1	.000	0-0	.000	0	3	3	3.1	1	2	1	0	1	2	4.3	
<b>Totals</b>			<b>3</b>	<b>184</b>	<b>15-38</b>	<b>.395</b>	<b>1-10</b>	<b>.100</b>	<b>16-22</b>	<b>.727</b>	<b>10</b>	<b>24</b>	<b>34</b>	<b>3.1</b>	<b>20</b>	<b>16</b>	<b>15</b>	<b>0</b>	<b>5</b>	<b>47</b>	<b>4.3</b>

Games played: 11  
 Minutes/game: 16.7  
 Points/game: 4.3  
 FG Pct: 39.5  
 3FG Pct: 10.0  
 FT Pct: 72.7

Rebounds/game: 3.1  
 Assists/game: 1.5  
 Turnovers/game: 1.4  
 Assist/turnover ratio: 1.1  
 Steals/game: 0.5



**23 RICHARD THOMAS**

6-5 • 190 • Jr. • G • TR • Rosedale, N.Y. (Garden City CC)

Has at least 3 points in every game ... NT's best FT shooter at 82.6 percent ... Filled up the defensive stat sheet at Boise State and No. 16 Texas A&M with 2 steals and 1 block in both games ... Earned starting nod at OSU and had 5 points and 2 blocks ... Reached double-figures (12 pts) in first NT appearance in season opener ... 2008-09 Garden City: Named to the 2009 Region VI All-Tournament team at Garden City CC (Kan.) ... Represented the Broncbusters at the NJCAA All-Star Game, and scored 10 points.

**CAREER HIGHS**

Points: 12 vs. Cameron (11/13/09)  
 FG Made: 3, last vs. FIU (12/20/09)  
 3-FG Made: 2, last vs. FIU (12/20/09)  
 FT Made: 4 vs. Cameron (11/13/09)  
 Assists: 3, last vs. ULM (12/13/09)  
 Rebounds: 4 vs. Texas A&M (12/7/09)  
 Steals: 2, last vs. Texas A&M (12/7/09)  
 Blocks: 2 vs. OSU (11/21/09)  
 Minutes: 31, last vs. Texas A&M (12/7/09)



Opponent	Date	gs	min	Total		3-Pointers		Free throws		Rebounds				pf	a	t/o	blk	stl	pts	avg	
				fg-fga	pct	3fg-fga	pct	ft-fta	pct	off	def	tot	avg								
CAMERON	11/13/09		24	3-7	.429	2-5	.400	4-5	.800	0	1	1	1.0	3	1	3	0	0	12	12.0	
at UT Arlington	11/18/09		14	1-4	.250	1-3	.333	0-0	.000	0	2	2	1.5	1	0	1	1	0	3	7.5	
at Oklahoma State	11/21/09	*	21	1-3	.333	1-3	.333	2-2	1.000	1	1	2	1.7	1	1	1	2	0	5	6.7	
JACKSON STATE	11/24/09	*	26	3-5	.600	2-3	.667	3-4	.750	0	3	3	2.0	4	1	0	0	0	11	7.8	
at Boise State	11/28/09	*	31	3-11	.273	1-6	.167	0-0	.000	1	1	2	2.0	2	2	6	1	2	7	7.6	
UNIVERSITY OF THE SO	12/02/09	*	19	3-5	.600	2-3	.667	0-0	.000	0	2	2	2.0	2	1	3	0	0	8	7.7	
at Rice	12/05/09	*	11	1-4	.250	1-4	.250	0-0	.000	1	0	1	1.9	4	0	1	0	0	3	7.0	
at Texas A&M	12/07/09	*	31	1-5	.200	1-3	.333	2-2	1.000	0	4	4	2.1	4	3	1	1	2	5	6.8	
ULM	12/13/09	*	23	3-6	.500	0-1	.000	3-4	.750	1	1	2	2.1	3	3	3	0	0	9	7.0	
FIU	12/20/09	*	24	3-6	.500	2-5	.400	2-3	.667	1	2	3	2.2	5	0	2	0	1	10	7.3	
SOUTHEASTERN	12/22/09	*	20	2-8	.250	0-3	.000	3-3	1.000	0	5	5	2.5	1	1	1	0	1	7	7.3	
<b>Totals</b>			9	244	24-64	.375	13-39	.333	19-23	.826	5	22	27	2.5	30	13	22	5	6	80	7.3

Games played: 11  
 Minutes/game: 22.2  
 Points/game: 7.3  
 FG Pct: 37.5  
 3FG Pct: 33.3  
 FT Pct: 82.6

Rebounds/game: 2.5  
 Assists/game: 1.2  
 Turnovers/game: 2.0  
 Assist/turnover ratio: 0.6  
 Steals/game: 0.5  
 Blocks/game: 0.5


**25 ERIC TRAMIEL**

6-7 • 230 • Sr. • F • 1L • Shreveport, La. (Paris JC)

Has reached double figures in 6 of last 7 outings ... Ranks 4th in school history with a 56.1 career FG% ... 19 points and 8 rebounds vs SLU ... Bullied OSU for 16 pts on 7-of-14 shooting, and No. 16 Texas A&M for 17 pts on 6-of-11 ... 20th career double-digit scoring performance in season opener ... Career-high 3 steals vs ULM ... Preseason First Team All-Sun Belt ... 2008-09: Earned Third Team All-Sun Belt honors ... Was one of just 2 players in the SBC to average over 12.0 ppg and have at least 20 assists (26) and 20 blocks (21) ... Shot 57.9% in 08-09, which leads all SBC newcomers and ranked 3rd in the league.

**CAREER HIGHS**

Points: 22 vs. FIU (1/22/09)  
 FG Made: 9 vs. UALR (1/08/09)  
 3-FG Made: 2, last vs. Rice (12/5/09)  
 FT Made: 13 vs. FAU (3/4/09)  
 Assists: 3, last vs. ASU (2/26/09)  
 Rebounds: 15 vs. FIU (1/22/09)  
 Steals: 3 vs. ULM (12/13/09)  
 Blocks: 4 vs. SHSU (11/20/08)  
 Minutes: 39 vs. FIU (12/20/09)



Opponent	Date	gs	min	Total		3-Pointers		Free throws		Rebounds				pf	a	t/o	blk	stl	pts	avg	
				fg-fga	pct	3fg-fga	pct	ft-fta	pct	off	def	tot	avg								
CAMERON	11/13/09	*	29	3-7	.429	0-1	.000	5-8	.625	4	3	7	7.0	3	2	3	0	0	11	11.0	
at UT Arlington	11/18/09	*	20	1-3	.333	0-1	.000	3-3	1.000	0	3	3	5.0	5	0	0	0	1	5	8.0	
at Oklahoma State	11/21/09	*	32	7-14	.500	1-3	.333	1-1	1.000	0	3	3	4.3	5	0	0	1	0	16	10.7	
JACKSON STATE	11/24/09	*	29	6-9	.667	0-1	.000	3-5	.600	1	4	5	4.5	5	0	3	2	1	15	11.8	
at Boise State	11/28/09	*	33	5-8	.625	2-3	.667	2-5	.400	0	4	4	4.4	3	1	2	1	1	14	12.2	
at Rice	12/05/09	*	34	3-10	.300	2-5	.400	2-4	.500	2	5	7	4.8	3	1	3	0	0	10	11.8	
at Texas A&M	12/07/09	*	31	6-11	.545	1-4	.250	4-7	.571	2	4	6	5.0	5	2	2	1	2	17	12.6	
ULM	12/13/09	*	28	7-9	.778	0-0	.000	2-4	.500	2	3	5	5.0	2	0	2	1	3	16	13.0	
FIU	12/20/09	*	39	0-5	.000	0-2	.000	0-3	.000	2	3	5	5.0	1	1	1	1	0	0	11.6	
SOUTHEASTERN	12/22/09	*	33	6-10	.600	0-1	.000	7-9	.778	3	5	8	5.3	1	0	3	1	0	19	12.3	
<b>Totals</b>			<b>10</b>	<b>308</b>	<b>44-86</b>	<b>.512</b>	<b>6-21</b>	<b>.286</b>	<b>29-49</b>	<b>.592</b>	<b>16</b>	<b>37</b>	<b>53</b>	<b>5.3</b>	<b>33</b>	<b>7</b>	<b>19</b>	<b>8</b>	<b>8</b>	<b>123</b>	<b>12.3</b>

Games played: 10  
 Minutes/game: 30.8  
 Points/game: 12.3  
 FG Pct: 51.2  
 3FG Pct: 28.6  
 FT Pct: 59.2

Rebounds/game: 5.3  
 Assists/game: 0.7  
 Turnovers/game: 1.9  
 Assist/turnover ratio: 0.4  
 Steals/game: 0.8  
 Blocks/game: 0.8

**CAREER STATS**

Season	gp-gs	min/avg	Total		3-Point		F-Throws		Rebounds				Scoring							
			fg-fga	pct	fg-fga	pct	ft-fta	pct	off	def	tot	avg	pf	fo	ast	to	blk	stl	pts	avg
2008-09	32-19	784/24.5	132-228	.579	4-10	.400	116-179	.648	74	138	212	6.6	86	3	26	50	21	13	384	12.0
2009-10	10-10	308/30.8	44-86	.512	6-21	.286	29-49	.592	16	37	53	5.3	33	4	7	19	8	8	123	12.3
<b>TOTAL</b>	<b>42-29</b>	<b>1092/26.0</b>	<b>176-314</b>	<b>.561</b>	<b>10-31</b>	<b>.323</b>	<b>145-228</b>	<b>.636</b>	<b>90</b>	<b>175</b>	<b>265</b>	<b>6.3</b>	<b>119</b>	<b>7</b>	<b>33</b>	<b>69</b>	<b>29</b>	<b>21</b>	<b>507</b>	<b>12.1</b>

**30 JACOB HOLMEN**

6-8 • 220 • Fr. • F • HS • Whitehouse, Texas (Whitehouse HS)

78.6 FT% is among team leaders ... Posted a block and a 3-pointer in 9 minutes at No. 16 Texas A&M ... Only Josh White has topped Holmen's 17 pts vs USW ... 7 rebounds vs FIU ... Hit first career 3-pointer at Boise State ... Team's leading rebounder at OSU with 8 boards ... Breakout game vs. UTA with 14 pts in 29 minutes ... Scored 4 points in first collegiate action in season opener ... High School: Was the District 11-4A Defensive POY and a First-Team All-East Texas selection by the Tyler Morning Telegraph following his junior season, and upped that to All-East Texas MVP in 2009.

**CAREER HIGHS**

Points: 17 vs. USW (12/2/09)  
 FG Made: 6, last vs. USW (12/2/09)  
 3-FG Made: 1, vs. Texas A&M (12/7/09)  
 FT Made: 5 vs. USW (12/2/09)  
 Assists: 2 vs. Cameron (11/13/09)  
 Rebounds: 8 vs. OSU (11/21/09)  
 Steals: 1, last vs. ULM (12/13/09)  
 Blocks: 1, last vs. SLU (12/22/09)  
 Minutes: 29 vs. UTA (11/18/09)



Opponent	Date	gs	min	Total		3-Pointers		Free throws		Rebounds				pf	a	t/o	blk	stl	pts	avg
				fg-fga	pct	3fg-fga	pct	ft-fta	pct	off	def	tot	avg							
CAMERON	11/13/09		16	2-5	.400	0-1	.000	0-0	.000	1	1	2	2.0	1	2	0	0	0	4	4.0
at UT Arlington	11/18/09		29	6-12	.500	0-2	.000	2-4	.500	1	3	4	3.0	4	0	0	1	0	14	9.0
at Oklahoma State	11/21/09		13	3-8	.375	0-2	.000	0-1	.000	3	5	8	4.7	2	1	0	0	1	6	8.0
JACKSON STATE	11/24/09		11	1-1	1.000	0-0	.000	4-4	1.000	0	1	1	3.8	0	0	0	0	0	6	7.5
at Boise State	11/28/09		7	3-5	.600	1-1	1.000	0-0	.000	0	1	1	3.2	1	0	0	0	0	7	7.4
UNIVERSITY OF THE SO	12/02/09	*	22	6-10	.600	0-1	.000	5-5	1.000	1	1	2	3.0	2	1	1	0	1	17	9.0
at Rice	12/05/09	*	11	1-6	.167	0-0	.000	0-0	.000	2	1	3	3.0	0	0	0	0	0	2	8.0
at Texas A&M	12/07/09		9	1-4	.250	1-2	.500	0-0	.000	1	0	1	2.8	0	0	0	1	0	3	7.4
ULM	12/13/09		6	0-2	.000	0-1	.000	0-0	.000	0	2	2	2.7	2	0	2	0	1	0	6.6
FIU	12/20/09		15	1-5	.200	0-1	.000	0-0	.000	3	4	7	3.1	0	0	1	0	0	2	6.1
SOUTHEASTERN	12/22/09		11	1-2	.500	0-1	.000	0-0	.000	0	1	1	2.9	3	0	1	1	0	2	5.7
<b>Totals</b>		<b>2</b>	<b>150</b>	<b>25-60</b>	<b>.417</b>	<b>2-12</b>	<b>.167</b>	<b>11-14</b>	<b>.786</b>	<b>12</b>	<b>20</b>	<b>32</b>	<b>2.9</b>	<b>15</b>	<b>4</b>	<b>5</b>	<b>3</b>	<b>3</b>	<b>63</b>	<b>5.7</b>

Games played: 11  
 Minutes/game: 13.6  
 Points/game: 5.7  
 FG Pct: 41.7  
 3FG Pct: 16.7  
 FT Pct: 78.6

Rebounds/game: 2.9  
 Assists/game: 0.4  
 Turnovers/game: 0.5  
 Assist/turnover ratio: 0.8  
 Steals/game: 0.3  
 Blocks/game: 0.3



### 33 TYLER HALL

6-2 • 175 • So. • G • HS • Pampa, Texas (Pampa HS)

4 pts in 3 minutes vs. USW ... Recorded a steal in 1 minute of play vs Cameron ... High School: A multi-sport standout at Pampa High School, Hall averaged 22 points, 6 rebounds and 5 assists per game as a senior ... Was named an all-district performer in each of his last two seasons, and was once named to the all-region team ... Scored a career-high double-double with 42 points and 11 rebounds in a single game ... Also lettered in track, where he qualified for regionals in the long jump ... Participated in the Faith 7 Texas vs. Oklahoma All-Star game ... Has two brothers, Brodie and Clayton ... Born on August 29, 1988 to Kitty and Terry Hall.

**CAREER HIGHS**

Points: 4 vs. USW (12/2/09)  
 FG Made: 1 vs. USW (12/2/09)  
 3-FG Made: -  
 FT Made: 2 vs. USW (12/2/09)  
 Assists: 1 vs. USW (12/2/09)  
 Rebounds: -  
 Steals: 1 vs. Cameron (11/13/09)  
 Blocks: -  
 Minutes: 3 vs. USW (12/2/09)



Opponent	Date	gs	min	Total		3-Pointers		Free throws		Rebounds				pf	a	t/o	blk	stl	pts	avg	
				fg-fga	pct	3fg-fga	pct	ft-fta	pct	off	def	tot	avg								
CAMERON	11/13/09		1	0-1	.000	0-0	.000	0-0	.000	0	0	0	0.0	0	0	0	0	1	0	0.0	
UNIVERSITY OF THE SO	12/02/09		3	1-1	1.000	0-0	.000	2-2	1.000	0	0	0	0.0	0	1	0	0	0	4	2.0	
Totals			0	4	1-2	.500	0-0	.000	2-2	1.000	0	0	0	0.0	0	1	0	0	1	4	2.0

Games played: 2  
 Minutes/game: 2.0  
 Points/game: 2.0  
 FG Pct: 50.0  
 FT Pct: 100.0

Assists/game: 0.5  
 Assist/turnover ratio: 99.9  
 Steals/game: 0.5


**42 CAMERON SPENCER**

6-7 • 264 • Jr. • F • SQ • Orange, Texas (Southern Methodist)

Career high 2 assists and a block vs ULM ... Solid 5 pts on 2-3 shooting vs. USW ... Game and career-high 8 rebounds at Boise State ... Tallied a jumper and a block vs. Jackson State ... Scored a bucket vs Cameron in his first action at NT ... Sat out the 2008-09 season due to NCAA transfer rules ... At SMU he played in 41 games over two years, hitting 53.6 percent from the floor ... Was the first signee for SMU head coach Matt Doherty ... He also tallied 6 blocks and 6 steals to go with 5 assists and 9-of-17 (52.9 percent) shooting on the year.

**CAREER HIGHS**

Points: 5 vs. USW (12/2/09)  
 FG Made: 2 vs. USW (12/2/09)  
 3-FG Made: -  
 FT Made: 1 vs. USW (12/2/09)  
 Assists: 2 vs. ULM (12/13/09)  
 Rebounds: 8 vs. Boise St. (11/28/09)  
 Steals: 1, last vs. ULM (12/13/09)  
 Blocks: 1, last vs. Boise St. (11/28/09)  
 Minutes: 19 vs. Boise St. (11/28/09)



Opponent	Date	gs	min	Total		3-Pointers		Free throws		Rebounds				pf	a	t/o	blk	stl	pts	avg	
				fg-fga	pct	3fg-fga	pct	ft-fta	pct	off	def	tot	avg								
CAMERON	11/13/09		5	1-2	.500	0-0	.000	0-0	.000	1	0	1	1.0	0	1	0	0	0	2	2.0	
at UT Arlington	11/18/09		6	0-0	.000	0-0	.000	0-0	.000	0	1	1	1.0	0	0	2	0	0	0	1.0	
at Oklahoma State	11/21/09		1	0-1	.000	0-0	.000	0-0	.000	0	0	0	0.7	1	0	0	0	0	0	0.7	
JACKSON STATE	11/24/09		3	1-2	.500	0-0	.000	0-0	.000	0	1	1	0.8	0	0	0	1	0	2	1.0	
at Boise State	11/28/09		19	1-2	.500	0-0	.000	0-0	.000	3	5	8	2.2	0	1	1	1	0	2	1.2	
UNIVERSITY OF THE SO	12/02/09		14	2-3	.667	0-0	.000	1-2	.500	1	3	4	2.5	0	0	0	0	1	5	1.8	
at Rice	12/05/09		6	0-0	.000	0-0	.000	0-0	.000	0	1	1	2.3	0	0	0	0	0	0	1.6	
at Texas A&M	12/07/09		6	1-2	.500	0-0	.000	0-0	.000	1	2	3	2.4	3	0	0	0	1	2	1.6	
ULM	12/13/09		6	0-0	.000	0-0	.000	0-0	.000	0	1	1	2.2	2	2	0	0	1	0	1.4	
<b>Totals</b>			<b>0</b>	<b>66</b>	<b>6-12</b>	<b>.500</b>	<b>0-0</b>	<b>.000</b>	<b>1-2</b>	<b>.500</b>	<b>6</b>	<b>14</b>	<b>20</b>	<b>2.2</b>	<b>6</b>	<b>4</b>	<b>3</b>	<b>2</b>	<b>3</b>	<b>13</b>	<b>1.4</b>

Games played: 9  
 Minutes/game: 7.3  
 Points/game: 1.4  
 FG Pct: 50.0  
 FT Pct: 50.0

Rebounds/game: 2.2  
 Assists/game: 0.4  
 Turnovers/game: 0.3  
 Assist/turnover ratio: 1.3  
 Steals/game: 0.3  
 Blocks/game: 0.2

# NORTH TEXAS vs. TEXAS SOUTHERN

# 7-4 OVERALL, 1-1 SUN BELT WEST

## 2009-10 SEASON STATS TEAM/INDIVIDUAL

RECORD:	OVERALL	HOME	AWAY	NEUTRAL
ALL GAMES	7-4	5-1	2-3	0-0
CONFERENCE	1-1	1-1	0-0	0-0
NON-CONFERENCE	6-3	4-0	2-3	0-0

#	Player	gp-gs	min	Total		3-Point		F-Throw		Rebounds				pf	dq	a	to	blk	stl	pts	avg			
				fg-fga	fg%	3fg-fga	3fg%	ft-fa	ft%	off	def	tot	avg											
10	White, Josh	11-11	395	35.9	51-100	.510	21-45	.467	53-65	.815	7	22	29	2.6	14	0	46	35	0	3	176	16.0		
25	Tramiel, Eric	10-10	308	30.8	44-86	.512	6-21	.286	29-49	.592	16	37	53	5.3	33	4	7	19	8	8	123	12.3		
14	Thompson, Tristan	11-10	268	24.4	34-85	.400	18-39	.462	26-35	.743	7	27	34	3.1	20	0	14	18	0	5	112	10.2		
04	Odufuwa, George	11-10	338	30.7	40-73	.548	0-0	.000	32-54	.593	36	73	109	9.9	27	0	13	27	17	10	112	10.2		
23	Thomas, Richard	11-9	244	22.2	24-64	.375	13-39	.333	19-23	.826	5	22	27	2.5	30	1	13	22	5	6	80	7.3		
01	Johnson, Dominique	4-0	60	15.0	8-19	.421	3-8	.375	8-10	.800	0	7	7	1.8	6	0	9	4	1	3	27	6.8		
30	Holmen, Jacob	11-2	150	13.6	25-60	.417	2-12	.167	11-14	.786	12	20	32	2.9	15	0	4	5	3	3	63	5.7		
20	Mangrum, Collin	9-0	121	13.4	16-35	.457	5-19	.263	9-11	.818	0	8	8	0.9	18	0	1	4	3	4	46	5.1		
21	Shorter, Shannon	11-3	184	16.7	15-38	.395	1-10	.100	16-22	.727	10	24	34	3.1	20	1	16	15	0	5	47	4.3		
33	Hall, Tyler	2-0	4	2.0	1-2	.500	0-0	.000	2-2	1.000	0	0	0	0.0	0	0	1	0	0	1	4	2.0		
12	Goff, Nick	2-0	4	2.0	1-2	.500	0-0	.000	2-2	1.000	1	1	2	1.0	0	0	1	1	0	0	4	2.0		
03	Williams, Alzee	11-0	109	9.9	6-24	.250	1-12	.083	6-8	.750	1	8	9	0.8	10	0	1	6	2	2	19	1.7		
42	Spencer, Cameron	9-0	66	7.3	6-12	.500	0-0	.000	1-2	.500	6	14	20	2.2	6	0	4	3	2	3	13	1.4		
15	Knox, Ben	6-0	19	3.2	2-2	1.000	0-0	.000	0-2	.000	3	1	4	0.7	2	0	1	2	1	0	4	0.7		
11	Matlock, Antwone	2-0	5	2.5	0-3	.000	0-3	.000	0-0	.000	0	1	1	0.5	1	0	0	0	0	0	0	0.0		
Team											18	23	41											
Total.....		11	2275		273-605	.451	70-208	.337	214-299	.716	122	288	410	37.3	202	6	131	163	42	53	830	75.5		
Opponents.....		11	2276		286-682	.419	60-193	.311	150-210	.714	142	259	401	36.5	244	-	117	145	43	71	782	71.1		

TEAM STATISTICS	NT	OPP	Date	Opponent	Score	Att.
SCORING	830	782	11/13/09	CAMERON	W 80-62	1524
Points per game	75.5	71.1	11/18/09	at UT Arlington	Wo2 101-99	1404
Scoring margin	+4.4	-	11/21/09	at Oklahoma State	L 68-82	10888
FIELD GOALS-ATT	273-605	286-682	11/24/09	JACKSON STATE	W 68-58	2164
Field goal pct	.451	.419	11/28/09	at Boise State	L 73-79	2650
3 POINT FG-ATT	70-208	60-193	12/02/09	UNIVERSITY OF THE SOUTHWEST	W 91-62	1677
3-point FG pct	.337	.311	12/05/09	at Rice	W 64-62	1490
3-pt FG made per game	6.4	5.5	12/07/09	at Texas A&M	L 65-75	6366
FREE THROWS-ATT	214-299	150-210	* 12/13/09	ULM	W 79-62	1412
Free throw pct	.716	.714	* 12/20/09	FIU	Lot 70-80	2327
F-Throws made per game	19.5	13.6	12/22/09	SOUTHEASTERN	W 71-61	1319
REBOUNDS	410	401	* - Conference game			
Rebounds per game	37.3	36.5				
Rebounding margin	+0.8	-				
ASSISTS	131	117				
Assists per game	11.9	10.6				
TURNOVERS	163	145				
Turnovers per game	14.8	13.2				
Turnover margin	-1.6	-				
Assist/turnover ratio	0.8	0.8				
STEALS	53	71				
Steals per game	4.8	6.5				
BLOCKS	42	43				
Blocks per game	3.8	3.9				
ATTENDANCE	10423	22798				
Home games-Avg/Game	6-1737	5-4560				
Neutral site-Avg/Game	-	0-0				

Score by Periods	1st	2nd	OT	OT2	Totals
North Texas	385	423	15	7	830
Opponents	373	379	25	5	782

**NORTH TEXAS vs. TEXAS SOUTHERN**

**7-4 OVERALL, 1-1 SUN BELT WEST**

**2009-10 SEASON STATS TEAM GAME-BY-GAME**

Opponent	Date	Score		Total		3-Pointers		Free throws		Rebounds				pf	a	t/o	blk	stl	pts	avg
				fg-fga	pct	3fg-fga	pct	ft-fa	pct	off	def	tot	avg							
CAMERON	11/13/09	80-62	W	24-57	.421	8-22	.364	24-33	.727	17	33	50	50.0	14	13	15	2	2	80	80.0
at UT Arlington	11/18/09	101-99	Wot	27-57	.474	3-15	.200	44-57	.772	10	36	46	48.0	27	13	22	5	7	101	90.5
at Oklahoma State	11/21/09	68-82	L	24-58	.414	5-16	.313	15-18	.833	12	24	36	44.0	19	11	13	4	2	68	83.0
JACKSON STATE	11/24/09	68-58	W	22-50	.440	4-14	.286	20-28	.714	6	30	36	42.0	20	10	14	7	6	68	79.2
at Boise State	11/28/09	73-79	L	29-62	.468	9-22	.409	6-12	.500	11	24	35	40.6	14	15	18	3	3	73	78.0
UNIVERSITY OF THE SO	12/02/09	91-62	W	33-59	.559	8-19	.421	17-24	.708	12	29	41	40.7	16	14	11	2	7	91	80.2
at Rice	12/05/09	64-62	W	18-48	.375	8-22	.364	20-26	.769	7	26	33	39.6	16	8	12	1	3	64	77.9
at Texas A&M	12/07/09	65-75	L	23-54	.426	4-16	.250	15-22	.682	14	17	31	38.5	21	14	14	4	7	65	76.2
ULM	12/13/09	79-62	W	28-49	.571	8-15	.533	15-25	.600	10	23	33	37.9	21	17	18	4	7	79	76.6
FIU	12/20/09	70-80	Lot	21-58	.362	10-30	.333	18-30	.600	16	22	38	37.9	19	9	14	6	3	70	75.9
SOUTHEASTERN	12/22/09	71-61	W	24-53	.453	3-17	.176	20-24	.833	7	24	31	37.3	15	7	12	4	6	71	75.5
North Texas		830		273-605	.451	70-208	.337	214-299	.716	122	288	410	37.3	202	131	163	42	53	830	75.5
Opponents		782		286-682	.419	60-193	.311	150-210	.714	142	259	401	36.5	244	117	145	43	71	782	71.1

Games played: 11  
 Points/game: 75.5  
 FG Pct: 45.1  
 3FG Pct: 33.7  
 FT Pct: 71.6

Rebounds/game: 37.3  
 Assists/game: 11.9  
 Turnovers/game: 14.8  
 Assist/turnover ratio: 0.8  
 Steals/game: 4.8  
 Blocks/game: 3.8



# NORTH TEXAS vs. TEXAS SOUTHERN

# 7-4 OVERALL, 1-1 SUN BELT WEST



**CAMERON 62 at NORTH TEXAS 80**  
The Super Pit • Denton, Texas • 11/13/09

North Texas (1-0)	FG-A	3G-A	FT-A	O	D	T	PF	Pts	A	TO	B	S	Min.				
04 Odufuwa, George.....	f	4	10	0	0	4	7	6	18	24	0	12	1	3	2	1	29
25 Tramiel, Eric.....	f	3	7	0	1	5	8	4	3	7	3	11	2	3	0	0	29
10 White, Josh.....	g	6	9	5	6	2	3	1	3	4	2	19	4	2	0	0	30
14 Thompson, Tristan.....	g	1	3	0	2	3	4	1	2	3	1	5	0	1	0	0	16
21 Shorter, Shannon.....	g	0	3	0	2	2	2	0	2	2	0	2	2	2	0	0	21
03 Williams, Alzee.....	g	1	2	0	1	0	0	0	1	1	1	2	0	0	0	0	14
11 Matlock, Antwone.....	g	0	1	0	1	0	0	0	0	0	1	0	0	0	0	0	1
12 Goff, Nick.....	g	0	0	0	0	2	2	0	0	0	0	2	0	1	0	0	1
15 Knox, Ben.....	g	0	0	0	0	0	0	1	0	1	0	0	0	0	0	0	1
20 Mangrum, Collin.....	g	3	7	1	3	2	2	0	0	0	2	9	0	0	0	0	12
23 Thomas, Richard.....	g	3	7	2	5	4	5	0	1	1	3	12	1	3	0	0	24
30 Holmen, Jacob.....	g	2	5	0	1	0	0	1	1	2	1	4	2	0	0	0	16
33 Hall, Tyler.....	g	0	1	0	0	0	0	0	0	0	0	0	0	0	0	0	1
42 Spencer, Cameron.....	g	1	2	0	0	0	0	1	0	1	0	2	1	0	0	0	5
TEAM.....																	
Totals.....		24	57	8	22	24	33	17	33	50	14	80	13	15	2	2	

Cameron (0-1)	FG-A	3G-A	FT-A	O	D	T	PF	Pts	A	TO	B	S	Min.				
13 GLASGOW, Kallan.....	f	3	6	0	1	2	4	1	4	5	1	8	4	2	1	0	31
30 BURKE, Jamaar.....	f	0	1	0	0	0	0	0	0	0	5	0	0	1	1	1	11
01 MORGAN, Greg.....	g	0	4	0	0	0	0	2	0	2	1	0	3	0	0	1	19
05 EILAND, Dernoado.....	g	5	16	3	11	0	0	1	1	2	4	13	0	1	0	1	29
20 WILLIAMS, Jacques.....	g	6	16	5	12	1	1	1	1	2	4	18	2	3	0	3	29
02 JEWELL, Paul.....	g	0	0	0	0	0	0	0	0	0	0	0	0	0	0	0	1
03 VUKADINOVIC, Nikola.....	g	0	2	0	2	0	0	0	0	0	1	0	0	1	0	0	7
12 GEIGER, Bryce.....	g	0	0	0	0	1	2	0	0	0	0	1	0	1	0	0	1
22 FARNSWORTH, Nick.....	g	0	0	0	0	0	0	0	0	1	0	0	0	0	0	0	1
24 MURRAY, Nathan.....	g	5	11	0	1	0	0	2	4	6	2	10	0	1	0	0	27
33 GARNER, Milton.....	g	2	5	2	5	0	3	1	5	6	1	6	1	1	0	2	29
40 DAWON, Terry.....	g	3	6	0	0	0	0	2	2	4	4	6	0	0	0	0	15
TEAM.....																	
Totals.....		24	67	10	32	4	10	12	21	33	24	62	10	11	2	8	202

	1st	2nd	Tot	FG%	3FG%	FT%	FBR	Paint	P-TO	2nd	Bnch
North Texas	44	36	80	42.1	36.4	72.7	8	26	10	12	31
Cameron	29	33	62	35.8	31.3	40.0	2	20	10	16	23

Officials: David Stevens, Kyle Ingram, Bobby Jacobs  
Attendance: 1,524



**NORTH TEXAS 101 at UT ARLINGTON 99 (2OT)**  
Texas Hall • Arlington, Texas • 11/18/09

North Texas (2-0)	FG-A	3G-A	FT-A	O	D	T	PF	Pts	A	TO	B	S	Min.				
04 Odufuwa, George.....	*f	4	4	0	0	8	10	1	10	11	3	16	1	4	3	3	44
10 White, Josh.....	*f	9	14	2	4	15	18	2	5	7	1	35	4	7	0	0	46
14 Thompson, Tristan.....	*g	1	5	0	0	7	9	1	3	4	4	9	3	3	0	0	25
21 Shorter, Shannon.....	*g	3	8	0	2	5	7	2	2	4	3	11	2	1	0	1	28
25 Tramiel, Eric.....	*g	1	3	0	1	3	3	0	3	3	5	5	0	0	0	1	20
01 Johnson, Dominique.....	g	1	5	0	2	1	2	0	1	1	2	3	3	1	0	1	15
03 Williams, Alzee.....	g	1	2	0	1	3	4	1	1	2	4	5	0	1	0	1	23
23 Thomas, Richard.....	g	1	4	1	3	0	0	0	2	2	1	3	0	1	1	0	14
30 Holmen, Jacob.....	g	6	12	0	2	2	4	1	3	4	4	14	0	0	1	0	29
42 Spencer, Cameron.....	g	0	0	0	0	0	0	0	1	1	0	0	0	2	0	0	6
TEAM.....																	
Totals.....		27	57	3	15	44	57	10	36	46	27	101	13	22	5	7	251

UT Arlington (1-1)	FG-A	3G-A	FT-A	O	D	T	PF	Pts	A	TO	B	S	Min.				
00 Haynes, Marquez.....	*g	10	27	1	5	8	11	1	6	7	4	29	4	1	1	1	42
04 Moffitt, Tommy.....	*g	5	11	2	3	2	4	5	3	8	3	14	0	2	1	1	30
23 Long, Brandon.....	*g	9	20	3	8	7	8	3	5	8	4	28	3	2	1	2	42
31 Reed, LaMarcus.....	*g	6	12	0	2	3	4	1	3	4	3	15	2	3	0	2	37
55 Reves, Jordan.....	*g	0	1	0	0	0	0	0	1	1	5	0	0	0	1	1	15
02 Gentry, Dwight.....	g	0	0	0	0	0	0	0	1	1	3	0	1	0	0	1	15
10 Davis, J.D.....	g	0	3	0	0	0	0	0	0	0	0	5	0	0	1	0	16
12 Miller, Jon.....	g	2	5	1	3	2	2	0	0	0	0	4	7	0	3	0	17
20 Williams, Armani.....	g	1	2	0	0	0	0	0	0	0	2	2	0	0	0	0	4
24 Awange, Ishmael.....	g	1	2	0	0	0	1	2	1	3	2	2	0	2	2	0	15
25 Catlett, Cameron.....	g	1	1	0	0	0	0	2	1	3	1	2	3	2	0	1	18
TEAM.....																	
Totals.....		35	84	7	21	22	30	16	25	41	36	99	13	16	6	10	250

	1st	2nd	OT	Tot	FG%	3FG%	FT%	FBR	Paint	P-TO	2nd	Bnch
North Texas	34	48	19	101	47.4	20.0	77.2	4	46	21	15	25
UTA	40	42	17	101	41.7	33.3	73.3	16	46	27	18	13

Officials: Kerry Sitton, Rodrick Sutton, Brad Gaston  
Attendance: 1,404



**NORTH TEXAS 68 at OKLAHOMA STATE 82**  
Gallagher-Iba Arena • Stillwater, Okla. • 11/21/09

North Texas (2-1)	FG-A	3G-A	FT-A	O	D	T	PF	Pts	A	TO	B	S	Min.				
04 Odufuwa, George.....	f	4	8	0	0	3	4	1	6	7	1	11	1	2	1	0	34
25 Tramiel, Eric.....	f	7	14	1	3	1	1	0	3	3	5	16	0	0	1	0	32
10 White, Josh.....	g	1	6	0	3	2	2	0	1	1	1	4	5	4	0	0	35
21 Shorter, Shannon.....	g	2	5	1	1	2	2	2	1	3	3	7	1	2	0	1	17
23 Thomas, Richard.....	g	1	3	1	3	2	2	1	1	2	1	5	1	1	2	0	21
01 Johnson, Dominique.....	g	2	6	0	1	5	6	0	3	3	1	9	1	0	0	0	19
03 Williams, Alzee.....	g	0	0	0	0	0	0	0	0	0	1	0	0	1	0	0	3
14 Thompson, Tristan.....	g	2	6	1	2	0	0	3	2	5	2	5	1	2	0	0	15
20 Mangrum, Collin.....	g	2	2	1	1	0	0	0	1	1	1	5	0	1	0	0	10
30 Holmen, Jacob.....	g	3	8	0	2	0	1	3	5	8	2	6	1	0	0	1	13
42 Spencer, Cameron.....	g	0	1	0	0	0	0	0	0	0	1	0	0	0	0	0	1
TEAM.....																	
Totals.....		24	59	5	16	15	18	12	23	35	19	68	11	13	4	2	200

Oklahoma State (3-0)	FG-A	3G-A	FT-A	O	D	T	PF	Pts	A	TO	B	S	Min.					
33 Moses, Marshall.....	f	5	9	0	0	0	1	1	8	9	3	10	2	1	1	0	28	
02 Muonelo, Obi.....	g	5	13	0	4	7	8	3	4	7	2	17	4	4	1	2	32	
12 Page, Keiton.....	g	5	10	3	5	0	0	0	1	1	4	13	1	0	0	0	32	
14 Penn, Ray.....	g	1	2	1	2	1	2	0	0	0	1	4	1	0	0	1	35	
23 Anderson, James.....	g	8	13	3	5	6	7	1	8	9	1	25	1	0	1	1	34	
01 Shaw, Jarred.....	g	0	0	0	0	0	0	0	0	0	0	1	0	0	0	1	0	1
21 Gulley, Fred.....	g	0	1	0	0	0	0	0	3	3	1	0	2	0	0	0	19	
31 Pilgrim, Matt.....	g	4	5	0	0	1	2	1	1	2	4	9	0	3	2	0	13	
32 Franklin, Roger.....	g	2	3	0	1	0	0	0	0	0	1	4	0	0	0	0	6	
TEAM.....																		
Totals.....		30	56	7	17	15	20	7	26	33	18	82	14	9	6	4	200	

	1st	2nd	Tot	FG%	3FG%	FT%	Paint	P-TO	2nd	Break	Bench
North Texas	32	36	68	40.7	31.3	83.3	28	10	10	2	25
OSU	44	38	82	53.6	41.2	75.0	26	17	6	10	13

Officials: Ed Hightower, Randy Heimerman, John Moore  
Attendance: 10,888



**JACKSON STATE 58 at NORTH TEXAS 68**  
The Super Pit • Denton, Texas • 11/24/09

North Texas (3-1)	FG-A	3G-A	FT-A	O	D	T	PF	Pts	A	TO	B	S	Min.				
04 Odufuwa, George.....	f	4	8	0	0	3	7	4	7	11	2	11	0	1	2	2	36
25 Tramiel, Eric.....	f	6	9	0	1	3	5	1	4	5	5	15	0	3	2	1	29
10 White,																	

# NORTH TEXAS vs. TEXAS SOUTHERN

# 7-4 OVERALL, 1-1 SUN BELT WEST



**NORTH TEXAS 73 at BOISE STATE 79**  
Taco Bell Arena • Boise, Idaho • 11/28/09

North Texas (3-2)	FG-A	3G-A	FT-A	O	D	T	PF	Pts	A	TO	B	S	Min.			
04 Odufuwa, George.....	f	2	4	0	0	1	2	2	2	4	3	5	3	3	0	17
25 Tramiel, Eric.....	f	5	8	2	3	2	5	0	4	4	3	14	1	2	1	33
10 White, Josh.....	g	9	16	3	7	2	2	0	3	3	2	23	6	3	0	34
14 Thompson, Tristan.....	g	2	7	2	4	1	2	0	4	4	1	7	1	1	0	24
23 Thomas, Richard.....	g	3	11	1	6	0	0	1	1	2	2	7	2	6	1	31
03 Williams, Alzee.....	g	0	2	0	1	0	0	0	0	0	0	0	0	0	0	7
15 Knox, Ben.....	g	2	2	0	0	0	0	1	0	1	0	4	1	1	0	4
20 Mangrum, Collin.....	g	2	3	0	0	0	1	0	0	0	2	4	0	0	0	16
21 Shorter, Shannon.....	g	0	2	0	0	0	0	0	2	2	0	0	0	1	0	8
30 Holmen, Jacob.....	g	3	5	1	1	0	0	0	1	1	1	7	0	0	0	7
42 Spencer, Cameron.....	g	1	2	0	0	0	0	3	5	8	0	2	1	1	1	19
TEAM.....								4	2	6						
Totals.....		29	62	9	22	6	12	11	24	35	14	73	15	18	3	200

Boise State (4-2)	FG-A	3G-A	FT-A	O	D	T	PF	Pts	A	TO	B	S	Min.			
03 Okoye, Ike.....	f	5	10	0	0	3	4	1	7	8	3	13	2	2	3	29
21 Arnold, Robert.....	f	6	12	1	2	4	5	3	2	5	0	17	1	1	1	24
50 Cunningham, Kurt.....	c	7	8	0	0	3	3	1	7	8	4	17	1	3	1	26
01 Perryman, Westly.....	g	2	4	0	0	1	2	1	0	1	2	5	3	1	0	24
24 Anderson, La'Shard.....	g	0	5	0	1	1	2	0	1	1	1	1	5	3	1	32
02 Montreal, Daequon.....	g	2	7	1	1	2	2	2	0	2	1	7	0	1	2	16
11 Thomas, Anthony.....	g	3	7	2	3	0	0	0	1	1	1	8	3	2	0	23
25 Noonan, Paul.....	g	3	7	3	4	2	2	1	6	7	0	11	2	2	1	17
32 Moritz, Zack.....	g	0	2	0	0	0	2	2	0	2	1	0	0	0	0	9
TEAM.....								1	1	2						
Totals.....		28	62	7	11	16	22	12	25	37	13	79	17	15	9	200

	1st	2nd	Tot	FG%	3FG%	FT%	Paint	P-TO	2nd	Break	Bench
North Texas	37	36	73	46.8	40.9	50.0	30	25	10	0	17
Boise State	38	41	79	45.2	63.6	72.7	40	19	15	4	26

Officials: Ruben Ramon, Kevin Brill, Jimmy Casas  
Attendance: 2,650



**UNIV. OF THE SOUTHWEST 62 at NORTH TEXAS 91**  
The Super Pit • Denton, Texas • 12/2/09

North Texas (4-2)	FG-A	3G-A	FT-A	O	D	T	PF	Pts	A	TO	B	S	Min.			
04 Odufuwa, George.....	f	1	5	0	0	2	2	3	6	9	3	4	0	4	0	18
30 Holmen, Jacob.....	f	6	10	0	1	5	5	1	1	2	2	17	1	1	0	22
10 White, Josh.....	g	9	11	2	4	1	1	0	2	2	2	21	5	1	0	32
14 Thompson, Tristan.....	g	4	8	3	5	0	1	0	4	4	0	11	1	0	0	23
23 Thomas, Richard.....	g	3	5	2	3	0	0	0	2	2	2	8	1	3	0	19
03 Williams, Alzee.....	g	0	4	0	2	1	2	0	2	2	1	1	1	1	1	16
11 Matlock, Antwone.....	g	0	2	0	2	0	0	0	1	1	0	0	0	0	0	4
12 Goff, Nick.....	g	1	2	0	0	0	0	1	1	2	0	2	1	0	0	3
15 Knox, Ben.....	g	0	0	0	0	0	0	1	0	1	1	0	0	1	0	10
20 Mangrum, Collin.....	g	2	3	1	2	2	2	0	1	1	4	7	1	0	1	15
21 Shorter, Shannon.....	g	4	5	0	0	3	7	4	6	10	1	11	2	0	0	21
33 Hall, Tyler.....	g	1	1	0	0	2	2	0	0	0	0	4	1	0	0	3
42 Spencer, Cameron.....	g	2	3	0	0	1	2	1	3	4	0	5	0	0	0	14
TEAM.....								1	1	1						
Totals.....		33	59	8	19	17	24	12	29	41	16	91	14	11	2	200

U of the Southwest (2-5)	FG-A	3G-A	FT-A	O	D	T	PF	Pts	A	TO	B	S	Min.			
22 King, Aaron.....	f	2	8	0	4	3	6	0	0	0	3	7	3	3	0	25
23 Evans, Demetrius.....	f	15	19	2	2	8	9	1	6	7	2	40	0	3	1	37
24 Pope, Brandon.....	f	1	7	0	1	1	1	1	3	4	2	3	1	1	0	32
41 Fleming, Okam.....	c	1	1	0	0	0	0	0	2	2	5	2	1	3	1	17
05 Lewis, Richie.....	g	4	10	1	5	0	0	0	5	5	1	9	3	2	1	31
01 Payne, Jawaan.....	g	0	5	0	4	0	0	0	1	1	1	0	1	0	0	16
03 Voigt, Jamie.....	g	0	1	0	0	1	2	1	1	2	0	1	0	1	0	22
34 Nelson, Travone.....	g	0	1	0	0	0	0	0	0	0	2	0	0	0	0	13
50 Spring, Travis.....	g	0	1	0	0	0	0	0	0	0	2	0	0	1	0	7
TEAM.....								1	1	1						
Totals.....		23	53	3	16	13	18	4	18	22	18	62	9	14	3	200

	1st	2nd	Tot	FG%	3FG%	FT%	Paint	P-TO	2nd	Break	Bench
North Texas	50	41	91	55.9	42.1	70.8	44	22	12	12	30
USW	32	30	62	43.4	18.8	72.2	28	13	4	2	1

Officials: Jon Stigliano, Roderick Dixon, Rick Jones  
Attendance: 1,677



**NORTH TEXAS 64 at RICE 62**  
Tudor Fieldhouse • Houston, Texas • 12/5/09

North Texas (5-2)	FG-A	3G-A	FT-A	O	D	T	PF	Pts	A	TO	B	S	Min.			
11 Tramiel, Eric.....	f	3	10	2	5	2	4	2	5	7	3	10	1	3	0	34
30 Holmen, Jacob.....	f	1	6	0	0	0	0	2	1	3	0	2	0	0	0	11
10 White, Josh.....	g	2	5	1	1	9	9	0	2	2	1	14	4	3	0	38
14 Thompson, Tristan.....	g	0	4	0	3	2	2	0	0	0	2	2	0	0	0	18
23 Thomas, Richard.....	g	1	4	1	4	0	0	1	0	1	4	3	0	1	0	11
01 Johnson, Dominique.....	g	5	6	3	4	2	2	0	1	1	1	15	3	1	0	26
03 Williams, Alzee.....	g	1	2	0	0	0	0	0	1	1	0	2	0	1	0	12
04 Odufuwa, George.....	g	1	2	0	0	2	5	2	8	10	3	4	0	2	0	28
20 Mangrum, Collin.....	g	4	8	1	4	3	4	0	3	3	2	12	0	1	1	23
21 Shorter, Shannon.....	g	0	1	0	1	0	0	0	1	1	0	0	0	0	0	3
42 Spencer, Cameron.....	g	0	0	0	0	0	0	0	1	1	0	0	0	0	0	6
TEAM.....								3	3							
Totals.....		18	48	8	22	20	26	7	26	33	16	64	8	12	1	200

Rice (4-4)	FG-A	3G-A	FT-A	O	D	T	PF	Pts	A	TO	B	S	Min.			
11 BRAIMOH, Suleiman.....	f	0	1	0	0	0	0	1	2	3	0	0	1	2	0	18
15 STANTON, Trey.....	c	2	6	0	2	1	2	0	4	4	3	5	0	3	0	28
03 JACKSON, Tamir.....	g	6	13	1	2	0	0	0	8	8	5	13	5	3	0	36
04 FRIZZELLE, Connor.....	g	4	10	2	8	0	0	0	0	0	1	10	2	0	0	32
33 GHORAM, Lawrence.....	g	3	7	0	0	1	3	2	0	2	3	7	1	1	1	23
01 SCHWARZE, Nate.....	g	0	0	0	0	0	0	1	0	1	0	0	0	0	0	3
05 HERNDON, Emerson.....	g	2	5	0	0	0	0	1	1	2	2	4	0	1	0	10
14 KAZEMI, Arsalan.....	g	3	10	0	0	6	7	6	5	11	4	12	2	1	2	29
20 KUIPERS, Lucas.....	g	5	9	1	3	0	0	2	2	4	3	11	0	0	0	20
22 HOLLAND, A.J.....	g	0	1	0	0	0	0	0	0	0	1	0	1	0	0	11
TEAM.....								1	4	5						
Totals.....		25	62	4	15	8	12	14	26	40	22	62	12	11	3	200

	1st	2nd	Tot	FG%	3FG%	FT%	Paint	P-TO	2nd	Break	Bench
North Texas	32	32	64	37.5	36.4	76.9	16	13	11	2	33
Rice	27	35	62	40.3	26.7	66.7	38	11	9	8	27

Officials: Tom O'Neill, David Hall, Craig Murley  
Attendance: 1,490



**NORTH TEXAS 65 at TEXAS A&M 75**  
Reed Arena • College Station, Texas • 12/7/09

North Texas (5-3)	FG-A	3G-A	FT-A	O	D	T	PF	Pts	A	TO	B	S	Min.			
04 Odufuwa, George.....	* f	5	8	0	0	2	4	5	4	9	3	12	1	3	0	31
10 White, Josh.....	* g	5	13	1	4	4	6	2	0	2	1	15	5	3	0	38
14 Thompson, Tristan.....	* g	3	8	0	2	3	3	1	2	3	0	9	2	2	0	26
23 Thomas, Richard.....	* g	1	5	1	3	2	2	0	4	4	4	5	3	1	1	31
25 Tramiel, Eric.....	* g	6	11	1	4	4	7	2	4	6	5	17	2	2	1	31
03 Williams, Alzee.....	g	0	0	0	0	0	0	0	0	0	0	0	0	1	0	3
15 Knox, Ben.....	g	0	0	0	0	0	0	0	0	0	0	0	0	0	0	3
21 Shorter, Shannon.....	g	1	3	0	1	0	0	0	0	0	4	2	1	2	0	22
30 Holmen, Jacob.....	g	1	4	1	2	0	0	1	0	1	0	3	0	0	1	9
42 Spencer, Cameron.....	g	1	2	0	0	0	0	1	2	3	3	2	0	0	0	16
TEAM.....								2	1</							

# NORTH TEXAS vs. TEXAS SOUTHERN

# 7-4 OVERALL, 1-1 SUN BELT WEST



ULM 62 at NORTH TEXAS 79  
The Super Pit • Denton, Texas • 12/13/09

North Texas (6-3, 1-0 SBC)		FG-A	3G-A	FT-A	O	D	T	PF	Pts	A	TO	B	S	Min.				
04	Odufuwa, George	f	4	7	0	0	5	9	5	4	9	2	13	3	3	0	33	
25	Tramiel, Eric	f	7	9	0	0	2	4	2	3	5	2	16	0	2	1	3	28
10	White, Josh	g	4	6	4	5	3	4	1	1	2	2	15	5	3	0	0	37
14	Thompson, Tristan	g	7	8	4	4	2	2	0	3	3	2	20	1	3	0	1	32
23	Thomas, Richard	g	3	6	0	1	3	4	1	1	2	3	9	3	3	0	0	23
03	Williams, Alzee	g	0	4	0	1	0	0	0	0	0	0	0	0	0	0	0	4
15	Knox, Ben	g	0	0	0	0	0	2	0	1	1	0	0	0	0	0	0	1
20	Mangrum, Collin	g	0	3	0	2	0	0	0	1	1	0	1	0	0	1	0	11
21	Shorter, Shannon	g	3	4	0	1	0	0	0	4	4	5	6	3	1	0	1	19
30	Holmen, Jacob	g	0	2	0	1	0	0	0	2	2	0	0	0	2	0	1	6
42	Spencer, Cameron	g	0	0	0	0	0	0	0	1	1	2	0	2	0	0	1	6
TEAM															1	2	3	
Totals		28	49	8	15	15	25	10	23	33	21	79	17	18	4	7	200	



FIU 80 at NORTH TEXAS 70 (OT)  
The Super Pit • Denton, Texas • 12/20/09

North Texas (6-4, 1-1 SBC)		FG-A	3G-A	FT-A	O	D	T	PF	Pts	A	TO	B	S	Min.					
04	Odufuwa, George	f	6	7	0	0	0	2	4	4	8	4	12	0	2	4	1	32	
25	Tramiel, Eric	f	0	5	0	0	2	0	3	2	3	5	1	0	1	1	1	0	39
10	White, Josh	g	3	10	2	6	5	10	0	1	1	1	13	3	2	0	0	40	
14	Thompson, Tristan	g	8	19	6	11	5	6	1	3	4	4	27	2	2	0	0	37	
23	Thomas, Richard	g	3	6	2	5	2	3	1	2	3	5	10	0	2	0	1	25	
03	Williams, Alzee	g	0	2	0	2	0	0	0	0	1	1	1	0	0	0	1	10	
15	Knox, Ben	g	0	0	0	0	0	0	0	0	0	0	0	0	0	0	0	0	
20	Mangrum, Collin	g	0	2	0	2	2	2	0	2	2	0	2	0	2	0	0	9	
21	Shorter, Shannon	g	0	2	0	1	4	4	2	1	3	3	4	3	4	0	1	18	
30	Holmen, Jacob	g	1	5	0	1	0	0	3	4	7	0	2	0	1	0	0	15	
TEAM															3	1	4		
Totals		21	58	10	30	18	30	16	22	38	19	70	9	14	6	3	225		

Warhawks (3-6, 0-1 SBC)		FG-A	3G-A	FT-A	O	D	T	PF	Pts	A	TO	B	S	Min.				
03	Turner, Rudy	f	1	1	0	0	1	2	1	2	3	4	3	1	4	0	0	10
22	Gilbert, Lawrence	f	3	9	2	7	2	2	0	1	1	3	10	0	1	1	0	17
00	Hooper, Tony	g	4	11	2	6	0	0	3	0	3	4	10	0	3	0	1	33
05	Forbes, Dymile	g	2	7	0	4	0	0	1	2	3	1	4	1	0	0	1	18
24	Hill, Jarvis	g	1	4	0	1	3	3	1	0	1	1	5	0	1	0	2	28
01	Fuselier, Warren	g	3	6	0	0	0	0	0	0	0	0	6	1	0	0	1	15
02	Carr, Colby	g	1	5	0	0	0	0	2	0	2	0	2	0	1	0	2	12
13	Sykes, Tommie	g	3	5	0	0	7	10	4	5	9	2	13	1	5	0	1	29
23	Thomas, Malcolm	g	2	6	1	3	1	2	1	2	3	2	6	0	2	0	0	13
41	Ribeiro, Fabio	g	0	2	0	0	0	0	0	2	2	0	0	0	1	0	0	14
45	Burt, Rory	g	1	2	0	0	1	2	3	3	6	3	3	0	0	1	0	11
TEAM															1	1		
Totals		21	58	5	21	15	21	17	17	34	22	62	4	18	2	8	200	

FIU (4-10, 1-1 SBC)		FG-A	3G-A	FT-A	O	D	T	PF	Pts	A	TO	B	S	Min.				
11	Roberts, Marvin	f	7	21	0	5	4	5	2	3	5	2	18	0	1	0	1	37
21	Essola, Cedric	f	3	5	0	0	0	1	2	1	3	4	6	0	0	0	1	15
34	Bright, Marlon	f	6	11	1	1	0	0	5	5	10	5	13	1	3	0	1	37
01	Watson, Antoine	g	4	7	3	3	4	4	2	4	6	5	15	1	2	0	1	22
03	Russell, Tremayne	g	0	1	0	0	0	2	0	2	2	3	2	1	0	0	0	15
02	Weaver, Stephon	g	1	4	0	1	0	0	1	1	2	2	2	2	1	0	1	31
04	Gary, Phil	g	3	5	0	0	0	0	1	0	1	4	6	3	1	0	3	28
05	Kee, Martavis	g	0	0	0	0	0	0	0	0	0	0	0	0	0	0	0	7
10	Otero, JC	g	6	12	2	7	4	5	2	10	12	3	18	0	1	3	2	33
TEAM															6	4	10	
Totals		30	66	6	17	14	17	21	30	51	28	80	9	9	3	10	225	

	1st	2nd	Tot	FG%	3FG%	FT%	Paint	P-TO	2nd	Break	Bench
North Texas	35	44	79	57.1	53.3	60.0	36	24	12	9	6
ULM	33	29	62	36.2	23.8	71.4	22	19	13	6	30

Officials: Curtis Shaw, JB Caldwell, Rick Randall  
Attendance: 1,412

	1st	2nd	OT	Tot	FG%	3FG%	FT%	FBR	Paint	P-TO	2nd	Bnch
North Texas	23	44	3	70	36.2	33.3	60.0	8	18	9	11	8
FIU	38	29	13	80	45.5	35.3	82.4	10	30	16	12	26

Officials: David Hall, Curtis Shaw, Mark Whitehead  
Attendance: 2,327



SOUTHEASTERN LOUISIANA 61 at NORTH TEXAS 71  
The Super Pit • Denton, Texas • 12/22/09

North Texas (7-4, 1-1 SBC)		FG-A	3G-A	FT-A	O	D	T	PF	Pts	A	TO	B	S	Min.				
04	Odufuwa, George	f	5	11	0	0	2	2	3	4	7	3	12	3	0	2	36	
25	Tramiel, Eric	f	6	10	0	1	7	9	3	5	8	1	19	0	3	1	0	33
10	White, Josh	g	3	5	1	3	6	6	0	1	1	1	13	1	3	0	1	33
14	Thompson, Tristan	g	5	10	2	5	0	2	0	2	2	3	12	0	2	0	1	31
23	Thomas, Richard	g	2	8	0	3	3	3	0	5	5	1	7	1	1	0	1	20
03	Williams, Alzee	g	1	3	0	2	2	2	0	0	0	0	4	0	1	0	0	7
20	Mangrum, Collin	g	0	1	0	1	0	0	0	0	0	2	0	0	0	0	0	9
21	Shorter, Shannon	g	1	3	0	1	0	0	0	3	3	1	2	2	1	0	1	20
30	Holmen, Jacob	g	1	2	0	1	0	0	0	1	1	3	2	0	1	1	0	11
TEAM															1	3	4	
Totals		24	53	3	17	20	24	7	24	31	15	71	7	12	4	6	200	

Lions (7-4, 0-0 SLC)		FG-A	3G-A	FT-A	O	D	T	PF	Pts	A	TO	B	S	Min.				
11	Tibbs, Robert	f	3	8	0	0	1	2	5	4	9	1	7	1	3	0	1	37
21	Ndomba, David	f	6	8	0	0	2	5	2	7	9	1	14	0	3	1	0	29
04	Sullivan, Patrick	c	7	11	0	1	0	0	2	4	6	4	14	1	2	1	0	24
05	Fortenberry, Brandon	g	1	6	1	2	0	0	0	1	1	1	3	4	1	0	0	34
30	Dixon, Gary	g	0	1	0	1	0	0	0	0	0	0	0	0	0	0	0	7
01	Hutchin, Trent	g	1	6	0	4	2	2	0	0	0	1	4	0	1	0	1	13
02	Jones, Rodney	g	0	3	0	1	0	0	0	0	0	0	0	0	0	0	0	10
10	Johnson, Roosevelt	g	0	3	0	0	0	0	2	0	2	4	0	0	2	0	0	9
20	Patterson, Deshawn	g	0	0	0	0	0	0	0	3	3	5	0	1	3	0	1	16
23	Forest, Damon	g	6	18	2	7	5	6	3	2	5	3	19	1	1	0	1	21
TEAM															4	3	7	
Totals		24	64	3	16	10	15	18	24	42	20	61	9	16	2	5	200	

	1st	2nd	Tot	FG%	3FG%	FT%	Paint	P-TO	2nd	Break	Bench
North Texas	43	28	71	45.3	17.6	83.3	34	15	6	2	8
SLU	29										