



# NORTH TEXAS BASKETBALL

Stephen Howard, Asst. Director Media Relations  
Office: 940.369.8548 • Cell: 817.793.5199  
stephen.howard@unt.edu • meangreensports.com

## 2009-10 SCHEDULE

### NOVEMBER

13	Cameron	W 80-62
18	at UT Arlington	W 101-99 (2OT)
21	at Oklahoma State	L 82-68
24	Jackson State	W 68-58
28	at Boise State	L 79-73

### DECEMBER

2	Univ. of the Southwest	W 91-62
5	at Rice	W 64-62
7	at Texas A&M	L 75-65
13	ULM*	W 79-62
20	Florida International*	L 80-70 (OT)
22	Southeastern Louisiana	7 p.m.
28	Texas Southern	7 p.m.
31	at UALR*	4:30 p.m.

### JANUARY

2	at Arkansas State*	7 p.m.
7	at Louisiana-Lafayette*	7 p.m.
9	New Orleans*	7 p.m.
14	at Troy*	7 p.m.
16	Arkansas State*	7 p.m.
21	South Alabama*	7 p.m.
28	at Western Kentucky*	7 p.m.
30	at Middle Tennessee*	7 p.m.

### FEBRUARY

4	Florida Atlantic*	7 p.m.
6	at Florida International*	1 p.m.
11	at New Orleans*	7 p.m.
13	Denver*	7 p.m.
15	at Houston Baptist	6 p.m.
20	UALR*	3 p.m.
25	Louisiana-Lafayette*	7 p.m.
27	at ULM*	1 p.m.

### MARCH

6-9	Sun Belt Tournament%	TBA
-----	----------------------	-----

% Tournament held in Hot Springs, Ark.

\* Sun Belt Conference Game

All times Central

## LIONS KICK OFF FINAL NON-CONFERENCE HOMESTAND



vs. SOUTHEASTERN LOUISIANA (7-3, 0-0 Southland)  
Tuesday, Dec. 22, 2009 • 7:00 p.m. CST  
The Super Pit (10,500) • Denton, Texas  
TV: NTTV (Denton Charter 22, Verizon 42)  
Radio: KNTU (88.1-FM Denton), KWRD (100.7-FM DFW)  
George Dunham (PBP), Hank Dickenson (Analyst)  
Webcast & Live Stats: meangreensports.com  
Series: Tied 2-2 • Last: NT won 97-81 on Jan. 21, 1991

### On Tap

North Texas rallied back from a 16-point deficit before Josh White sent the game into overtime with a 25-foot dagger, but FIU escaped the Super Pit with an 80-70 win on Sunday afternoon. The loss is North Texas' first at home in 2009-10, breaking a streak of five straight victories at the Super Pit. Now NT turns its attention to Southeastern Louisiana, which features one of the nation's most potent offenses at 79.3 points per game.

### Quick Hitters

- The Mean Green has won 20 of its last 22 (90.9 percent) non-conference home games. Since the 2006-07 campaign, UT Arlington is the only non-Sun Belt squad to win at the Super Pit.

- Tristan Thompson has 20 and 27 points outings in NT's two conference games this year, and is shooting 55.6 percent from the floor, and 66.7 percent from 3-point. In his last 20 conference games Thompson is averaging 13.6 points and 50.0 percent from 3-point.

### SOUTHEASTERN LOUISIANA LIONS probable starters

Pos	No	Name	Ht	Wt	Yr	Hometown	Pts / Reb / Other
G	5	Brandon Fortenberry	6-2	180	So.	Picayune, Miss.	10.5 / 3.1 / 3.6 apg
G	30	Gary Dixon	6-3	170	Jr.	Pontotoc, Miss.	9.0 / 1.2 / 51.6 fg%
G/F	20	Deshawn Patterson	6-4	220	So.	Houma, La.	4.8 / 2.5 / 3.3 apg
F	11	Robert Tibbs	6-6	190	Sr.	Houston	7.1 / 4.0 / 65.4 fg%
C	4	Patrick Sullivan	6-9	215	Sr.	Orlando, Fla.	15.1 / 8.6 / 2.9 bpg

### NORTH TEXAS MEAN GREEN probable starters

Pos	No	Name	Ht	Wt	Yr	Pts	Pts / Reb / Other
G	10	Josh White	5-10	175	Jr.	Baton Rouge, La.	16.3 / 2.8 / 4.5 apg
G	14	Tristan Thompson	6-5	190	Jr.	Angleton, Texas	10.0 / 3.2 / 47.1 3fg%
G	23	Richard Thomas	6-5	190	Jr.	Rosedale, N.Y.	7.3 / 2.2 / 36.1 3fg%
F	25	Eric Tramiel	6-7	230	Sr.	Shreveport, La.	11.6 / 5.0 / 50.0 fg%
F	4	George Odufwa	6-8	240	Jr.	Dallas	10.0 / 10.2 / 1.5 bpg

### NORTH TEXAS off the bench

Pos	No	Name	Ht	Wt	Yr	Pts	Pts / Reb / Other
G	1	Dominique Johnson	5-10	162	Sr.	Kansas City, Mo.	6.8 / 1.8 / 2.3 apg
G	3	Alzee Williams	6-4	168	Fr.	Dallas	1.5 / 0.9 / 10.2 mpg
G	11	Antwone Matlock	6-1	177	Sr.	Dallas	0 / 0.5 / 5 minutes
G	12	Nick Goff	6-4	180	Fr.	Columbus, Ohio.	2.0 / 1.0 / 1-2 fg
C	15	Ben Knox	6-10	221	Fr.	Arlington, Texas	0.7 / 0.7 / 2-2 fg
G	20	Collin Mangrum	6-4	190	Jr.	Howe, Texas	5.8 / 1.0 / 47.1 fg%
G	21	Shannon Shorter	6-4	200	Jr.	Houston	4.5 / 3.1 / 1.4 apg
F	30	Jacob Holmen	6-8	220	Fr.	Whitehouse, Texas	6.1 / 3.1 / 78.6 ft%
F	32	Jamie Egenti	6-8	265	Jr.	Watauga, Texas	-
G	33	Tyler Hall	6-2	175	So.	Pampa, Texas	2.0 / 0 / 4 minutes
F	42	Cameron Spencer	6-8	264	Jr.	Orange, Texas	1.4 / 2.2 / 6-12 fg

**ATHLETIC MEDIA RELATIONS**

Eric Capper - Asst. AD/Media Relations  
940-565-2476 • eric.capper@unt.edu

Stephen Howard - Asst. Director (MBB)  
940-369-8548 • 817-793-5199 (cell)  
stephen.howard@unt.edu

**Media Information**

**Credentials**

Working press credentials can be requested by contacting Stephen Howard (940-369-8548). Full-season and single-game passes will be mailed whenever possible. If not, they will be left at the Will Call table located at Gate C in the Super Pit.

**Player Interviews**

All interviews with North Texas players must be arranged through the Media Relations Office. Please contact Stephen Howard.

**Johnny Jones Interviews**

All interviews with North Texas head coach Johnny Jones must be arranged through the Media Relations Office. Please contact Stephen Howard.

**Post-Game Interviews**

The Mean Green locker room is closed after home games. Coach Jones and requested players will be available for interviews in the media room in the Super Pit after a brief cooling off period.

**Practice Coverage**

North Texas basketball practice is open to the media. Practice times are usually scheduled for 3:30-6 p.m. Players and coaches are available for interviews following each practice, on a prearranged basis through the athletic media relations office.

**Quick Facts**

Location: Denton, Texas  
Founded: 1890  
Enrollment: 36,206  
Nickname: Mean Green  
Colors: Green and White  
Home Arena: The Super Pit (10,500)  
Affiliation: Division I  
Conference: Sun Belt  
Head Coach: Johnny Jones (9th Year)  
Record at North Texas: 132-116  
Overall Record: 147-132  
Program All-Time Record: 1,005-1,164-1

**Sun Belt Warrior** - Tristan Thompson has picked up right where he left off in Sun Belt play after a stellar sophomore season. The junior has 20 and 27 points outings in NT's two conference games this year, and is shooting 55.6 percent from the floor, and 66.7 percent from 3-point. In his last 20 conference games Thompson is averaging 13.6 points per contest on 50.0 percent shooting from downtown and 81.9 percent from the stripe.

**No Lead Is Safe For NT Opponents** - Josh White's 25-foot dagger with 0.4 left on the clock sent NT and FIU into overtime, completing yet another improbable Mean Green comeback under Johnny Jones. North Texas erased a 16-point Golden Panther lead, nearly equaling the school record 21-point comebacks in each of the last two seasons. The Mean Green knocked off Denver (Jan. 15, 2009) and New Mexico State (Dec. 1, 2007) after trailing by as many 21 points in the second half.

**Jones Milestones On The Way** - The magic number for North Texas head coach Johnny Jones is two - as in two wins shy of legendary coach Bill Blakeley, and two games away from his 250th overall contest coached at NT. With 132 wins at North Texas, Jones can move into second place in career victories by passing Blakeley, who compiled a 134-85 mark from 1976-83. Having been on the sidelines for 248 Mean Green games, Jones trails only 22-year coach Pete Shands (482 games from 1935-59) in games coached.

**Dean Of The Sun Belt** - No other current coach has been apart of more Sun Belt games than North Texas' Johnny Jones. In his ninth season with the Mean Green, Jones has coached 131 Sun Belt Conference games, and 248 games overall. In the league, only Troy's Don Maestri has been at his program longer than Jones has coached at NT.

**Longest Tenured SBC Coaches (as of 12/21)**

Coach	School	Years	Games
Don Maestri	Troy	28th	791
<b>Johnny Jones</b>	<b>NT</b>	<b>9th</b>	<b>248</b>
Kermit Davis	MTSU	8th	224
Steve Shields	UALR	7th	190
Robert Lee	ULL	6th	135

**Most Wonderful Time of the Year** - Despite the loss to FIU, December has been a good time for Mean Green basketball. Over the last five years, North Texas is 23-10 (69.7 percent) in the month of December, including a 6-1 mark in 2006-07.

**INSIDE THE GAME**

• The all-time series with the Lions is tied at 2-2, but the Mean Green has a 2-1 edge at the Super Pit.

Date	Site	Winner	Score
3/1/80	Denton	SELA	90-84(3OT)
12/4/80	Denton	NT	77-74
1/5/91	Hammond	SELA	106-100
1/21/91	Denton	NT	97-81

• North Texas has already picked up a win over a Southland Conference team this year when it knocked off UT Arlington, 101-99, in double overtime on Nov. 18. The Mean Green is 226-168 all-time against current teams from the Southland, including an 8-4 mark in the Johnny Jones era. A league with lengthy ties to the Mean Green, NT has played at least 25 games against seven SLC teams. North Texas was a member of the Southland from 1982-1996.

• The Lions have dropped two of their last three games, but were tabbed to be among the best in the Southland Conference in the annual coaches poll. SELA and North Texas have several common opponents, including Sun Belt foe Florida Atlantic (W 90-77), Jackson State (W 77-55) and Texas Southern (L 65-71). The Lions will take on UT Arlington, who NT beat 101-99 in double overtime, in Southland play in February.

• Southeastern presents a rare combination of potent scoring offense and tentatious defense. Entering their game with Texas Southern, the Lions ranked in the NCAA's top 25 in scoring offense (22), scoring margin (18), field goal percentage defense (11), free throw percentage (9), assists (10) and assist/turnover ratio (17).

• In a battle of NT's next two opponents, Southeastern let a hot-shooting Texas Southern squad steal a 71-65 win on Saturday. Texas Southern overcame 20 turnovers by shooting 56.9 percent, and holding SELA to 36.7 percent. SELA's Robert Tibbs led all scorers with 19 points.

**TALE OF THE TAPE**

Mean Green	Lions
75.9	79.3
+3.8	+15.4
45.1	46.6
35.1	40.4
70.5	76.3
+2.0	+1.4
12.4	16.6
15.1	13.1
4.7	8.8
3.8	5.2

**SUN BELT CONFERENCE**

**WEST DIVISION (through 12/20)**

Team	Conf.	Overall
Denver	2 0 1.000	8 3 .727
Arkansas State	1 0 1.000	4 5 .444
UL-Lafayette	1 0 1.000	4 5 .444
<b>North Texas</b>	<b>1 1 .500</b>	<b>6 4 .600</b>
New Orleans	0 2 .000	5 5 .500
UALR	0 2 .000	4 8 .333
ULM	0 2 .000	3 8 .273

**EAST DIVISION**

Team	Conf.	Overall
South Alabama	1 0 1.000	8 4 .667
Troy	1 0 1.000	6 5 .545
Florida Atlantic	1 1 .500	5 5 .500
Florida Intl.	1 1 .500	4 10 .286
Western Kentucky	0 0 .000	5 4 .556
Middle Tennessee	0 0 .000	4 6 .400

**TODAY IN THE SUN BELT**

Dec. 20

New Orleans vs North Florida	4:30 PM
South Alabama at Florida	6:00 PM (CSS)
UALR at Wright State	7:00 PM
ASU at Mississippi Valley State	7:00 PM
FIU at Sam Houston State	7:00 PM
Harding University at ULM	7:00 PM
Howard at Middle Tennessee	7:00 PM
SELA at North Texas	7:00 PM
Murray State at WKU	8:00 PM (HSSN)
Seattle at Denver	8:30 PM (FSN RM)

**NORTH TEXAS SBC RANKINGS (AS OF 12/15)**

Stat	NT	Rank	Leader
Scoring Off.	76.6	3	Troy (83.5)
Scoring Def.	71.2	7	UNO (63.1)
Scoring Margin	+5.3	2	USA (+6.9)
Free Throw Pct.	71.8	3	MTSU (75.4)
FG Pct.	46.1	3	DU (51.8)
FG Pct. Def.	42.1	5	USA (38.8)
3-FG Pct.	35.4	7	DU (42.0)
3-FG Pct. Def.	31.9	3	ASU (28.8)
Rebound Off.	37.8	4	Troy (40.8)
Rebound Def.	34.3	5	DU (31.3)
Reb. Margin	+3.4	2	Troy (+5.0)
Blocked Shots	3.6	5	FAU (5.3)
Assists	12.8	6	DU (14.8)
Steals	4.9	13	USA (9.0)
TO Margin	-1.9	11	USA (+2.4)
A/TO Ratio	0.8	8	DU (1.3)
Off. Rebounds	11.0	10	Troy (14.2)
Def. Rebounds	26.8	1	NT (26.8)
Def. Rebound %	70.1	3	MTSU (72.8)
Off. Rebound %	32.5	7	Troy (38.9)
3-FG's Made	6.3	7	Troy (8.0)

**INDIVIDUAL SBC RANKINGS (AS OF 12/15)**

NT Player	Stat	Number	Rank
White	Minutes	35.8	1
	Assists	4.7	4
	3FG%	50.0	T4
	PPG	16.7	5
	FT%	85.7	6
	A/TO	1.4	6
	3FGM	2.0	T8
Odufuwa	FG%	52.9	T8
	Rebound	10.4	1
Tramiel	Blocks	1.2	6
	FG%	53.5	5
Thompson	3FG%	43.5	9

**Double-Double Man** - With double-doubles in three of the year's outings, George Odufuwa is currently averaging 10.0 points and 10.2 rebounds per game. He is one of just 27 players in the nation to average double-digit rebounds. Odufuwa hauled in 24 boards in the season opener against Cameron, becoming just the ninth player in the NCAA since 2005-06 to register 24 or more rebounds in a single game.

**Moving Past The Legends** - A couple of recent Mean Green greats have seen their records bested by North Texas guard Josh White. The junior leapt over his former teammate, Quincy Williams, on the North Texas all-time scorers list, and Kendrick Davis in career 3-pointers. White is up to 23rd place with 928 career points, moving past Williams' 909 points from 2004-08. White has also hit 108 career 3-pointers, which moves past Davis for 9th place.

**A Rare Miss Indeed** - Josh White uncharacteristically went 5-of-10 from the free throw stripe against FIU. The junior missed just 10 free throws in all of 2008-09, and ranked second in the NCAA with a 90.6 (96-106) percent clip. White ranks No. 2 in school history with an 85.8 career free throw mark.

**Spreading The Wealth** - The Mean Green is 85th in the country in scoring with 75.9 points per game, but is once again doing it with a multi-faceted attack. Ten different North Texas players are averaging double-digit minutes, and eight players are averaging more than 5.8 points per game. NT as a team ranked 32nd in the

NCAA in scoring last year despite not having a player in the national top 500 in individual scoring.

**Preseason All-Sun Belt Accolades** - Eric Tramiel was named to the first-team and Josh White earned second-team honors on the Preseason All-Sun Belt Conference squads. Tramiel was the Mean Green muscle in the middle, leading NT in scoring, rebounding and field goal percentage. White played most of 2008-09 with a hand injury, but still ranked second in the NCAA in free throw percentage, and piloted the Mean Green's 31st ranked scoring offense.

**Best In The West** - North Texas was tabbed as the favorite in the Sun Belt West Division in every major preseason publication, as well as the league's coaches in the SBC's annual Preseason Poll. NT was picked alone atop the West Division for the first time since joining the league in 2000. The Mean Green garnered the top spot with a league-high 85 points, and nine first place votes. NT was picked in a tie with UALR for the West's top spot in last year's poll.

**Mean Green 20/20/20** - NT finished last season with a 20-12 mark, giving the program back-to-back-to-back 20-win seasons for the first time since 1976-78. NT is one of only three teams in the Sun Belt (South Alabama & Western Kentucky) and three in the state of Texas (Texas & Texas A&M) to win at least 20 games in each of the last three years. The Mean Green had won a total of 20 games in the four years prior to Johnny Jones' arrival.

**NORTH TEXAS ROSTER**

NO	NAME	POS	HT	WT	YR	HOMETOWN (LAST SCHOOL)
1	Dominique Johnson	G	5-10	162	Sr.	Kansas City, MO (Arkansas-Fort Smith)
3	Alzee Williams	G	6-4	168	Fr.	Dallas, TX (Miss. Elite Christian Academy)
4	George Odufuwa	F	6-8	240	Jr.	Dallas, TX (Arizona State)
10	Josh White	G	5-10	175	Jr.	Baton Rouge, LA (Christian Life Academy)
11	Antwone Matlock	G	6-1	177	Sr.	Dallas, Texas (Trinidad State)
12	Nick Goff	G	6-4	180	Fr.	Columbus, Ohio (St Francis DeSales)
14	Tristan Thompson	G	6-5	190	Jr.	Angleton, TX (Brewster Academy)
15	Ben Knox	C	6-10	221	RFr.	Arlington, TX (Grace Prep Academy)
20	Collin Mangrum	G	6-5	190	Jr.	Howe, TX (Howe HS)
21	Shannon Shorter	G	6-4	200	Jr.	Houston, TX (Paris JC)
23	Richard Thomas	G	6-5	190	Jr.	Rosedale, NY (Garden City CC)
24	Kedrick Hogans *	F	6-7	215	Jr.	New Orleans, LA (Karr HS)
25	Eric Tramiel	F	6-7	230	Sr.	Shreveport, LA (Paris JC)
30	Jacob Holmen	F	6-8	220	Fr.	Whitehouse, TX (Whitehouse HS)
32	Jamie Egenti	F	6-8	265	Jr.	Watauga, TX (North Lakes College)
32	Tyler Hall	G	6-2	175	So.	Pampa, TX (Pampa HS)
42	Cameron Spencer	F	6-8	274	Jr.	Orange, TX (Southern Methodist)

\* Expected to redshirt the 2009-10 season

Head Coach: Johnny Jones (9th season)  
Assistant Coaches: Shawn Forrest, Bill Foy, Charlie Leonard

**PRONUNCIATION GUIDE**

- 3 Alzee (Al-Z)
- 4 Odufuwa (Oh-Doo-Foo-Wah)
- 11 Antwone (Ann-Twah-N)
- 25 Tramiel (Truh-Meal)



**NORTH TEXAS VS THE NCAA**

Category	Rank	Stat	Leader	Stat
Scoring	77	76.6	VMI	94.0
Scoring Def	231	71.2	Temple	54.1
Margin	127	5.3	Kansas	32.7
FG%	85	46.2	Syracuse	55.2
FG% Def	151	42.0	Texas	32.5
3FG	154	6.3	VMI	13.4
3-FG %	128	35.4	Columbia	47.3
3-FG Def	102	31.9	Florida	21.5
FT %	78	71.8	BYU	82.0
Reb. Margin	99	3.7	Tulsa	12.8
Assists	196	12.8	Syracuse	23.1
A/TO	223	0.84	Notre Dame	1.71
Blocks	140	3.6	UConn	9.6
Steals	312	4.9	Syracuse	14.0
Turnovers	220	15.2	Houston	9.0
TO Margin	263	-1.9	Houston	12.2
Fouls	169	18.7	Miss St	12.0

**NT IN TOP 250 INDIVIDUAL STATS**

NT Player	Stat	Number	Rank
J. White	PPG	16.7	138
	FG%	52.9	90
	3FG	2.0	243
	FT%	85.7	79
	Assists	4.7	88
	A/TO	1.4	245
G. Odufuwa	Rebounds	10.4	21
	Blocks	1.2	203

**SUN BELT PRESEASON ALL-CONFERENCE TEAMS**

**First Team**

Desmond Yates, Middle Tennessee  
 Nate Rohnert, Denver  
**Eric Tramiel, North Texas**  
 Brandon Hazzard, Troy  
 A.J. Slaughter

**Second Team**

Chris Gradnigo, Louisiana-Lafayette  
**Josh White, North Texas**  
 Richard Delk, Troy  
 Sergio Kersch, WKU  
 Steffphon Pettigrew, WKU

**Third Team**

Donald Boone, Arkansas State  
 Tony Hooper, Louisiana-Monroe  
 Malcolm Thomas, Louisiana-Monroe  
 Michael Vogler, Troy  
 Jeremy Evans, WKU

**SUN BELT PRESEASON COACHES' POLL**

**East Division**

1. Western Kentucky .....77 (12)
2. Troy .....62 (1)
3. Middle Tennessee.....53
4. South Alabama .....40
5. Florida Atlantic.....21
6. Florida International.....20

**West Division**

1. North Texas.....85 (9)
2. Denver.....73 (1)
3. Louisiana-Lafayette.....56 (1)
4. UALR .....53 (1)
5. ULM .....45 (1)
6. Arkansas State .....36
7. New Orleans .....17

**Lighting Up The Scoreboard** - Johnny Jones and NT play up-tempo basketball, and the results speak for themselves. North Texas has ranked no lower than 34th in the NCAA in scoring in each of the last four seasons. Last year, NT ranked 31st in the country with an average of 77.3 points per game.

Year	Points/Gm	NCAA Rank
08-09	77.3	31st
07-08	76.9	34th
06-07	77.0	33rd
05-06	76.6	32nd

**Milestone Jones** - Head coach Johnny Jones is nearing a couple of career milestones in '09-'10. Jones is just two games shy of his 250th game coached at NT, and 21 games away from the 300th of his career overall. The ninth year head coach will suit up for his 250th game at North Texas against Texas Southern on Dec. 28th, and can reach his 300th overall with a trip to the Sun Belt Tournament quarterfinals.

**Air Time** - The Mean Green is slated to appear on television 17 times in the 2009-10 regular season, including a four-pack of nationally televised games. North Texas will appear on FSN-Southwest in its Big XII showdowns with Oklahoma State and Texas A&M on Nov. 21 and Dec. 7. The Sun Belt Network will air the Mean Green's games against UALR on Feb. 20 and ULM on Feb. 27. Every North Texas home game can be seen locally in Denton on NTTV. The Mean Green will have additional chances for televised games at the Sun Belt Conference Tournament.

**Eighty Or Bust** - One of the highest scoring teams in the nation, North Tex-

as is deadly when it reaches 80 points. The Mean Green ranked 31st in the nation with 77.3 points per game last year, and is 68-16 all-time under Johnny Jones when scoring 80 or more.

**Deadly From Downtown** - One of the all-time great three-point shooting programs, North Texas has now hit a three-pointer in each game dating back to the 1987-88 season - a span of 612 games.

**Pressure Pit** - The Mean Green has made the Super Pit one of the nation's toughest places to play. NT won a school-record 15 home games in 2007-08, and has won 54 games at the Super Pit over the last five years - the most in any period in school history. As a matter of fact, no other team in the Sun Belt has won more home games since 2006-07 than the Mean Green.


**SBC At Home Since 2006-07 (as of 12/14)**

Team	Home Wins
North Texas.....	44
South Alabama.....	44
Western Kentucky.....	41

**92nd Season** - North Texas is playing its 92nd season of basketball, compiling an all-time record of 1,005-1,164-1. North Texas State Normal College, as the school was known in 1917, played its first basketball game on January 17 in a 25-23 loss at home to SMU. Since then, North Texas has hauled in 16 conference titles (14 regular season and two tournament championships) and three postseason appearances (NCAA in 1988, 2007 and NAIA in 1943).

**MEAN GREEN RADIO & TV**

Every North Texas game will be carried on the Mean Green Radio Network. NT graduate and 1310 The Ticket (KTCK-AM) personality George Dunham will handle the play-by-play duties, with Deputy Athletic Director Hank Dickenson providing analysis. All MGRN broadcasts can be heard in Denton on 88.1 KNTU-FM, in the DFW area on 100.7 KWRD-FM and in Tyler/Longview on 100.7 KPXI-FM.



Each week you can watch the Mean Green Insider on Fox College Sports Central, NTTV and on-demand at MeanGreenSports.com. The 30-minute show will feature North Texas head coach Johnny Jones along with special features on Mean Green players. The Mean Green Insider can be seen Fox College Sports Central on Fridays at 6 p.m., on NTTV, channel 22 in Denton every Wednesday.

**NORTH TEXAS' RECORD WHEN**

Overall .....	6-4
Home.....	4-1
Road .....	2-3
Neutral.....	0-0
Leading at half.....	5-0
Trailing at half.....	1-4
Tied at half .....	0-0
Overtime.....	1-1
Last minute lead change.....	1-1
One or two-point games.....	2-0
Outshoots Opponent.....	5-1
Outshot by Opponent.....	1-3
More rebounds .....	3-1
Less Rebounds.....	3-2
More offensive boards.....	2-2
Less offensive boards.....	4-2
More turnovers.....	3-4
Less turnovers.....	2-0
Player(s) foul out.....	3-3
Opponent(s) foul out.....	4-1
Has technical foul.....	0-1
Opponent technical foul.....	0-1

**Scores:**

59 and under .....	0-0
60-69 .....	2-2
70-79 .....	1-2
80-89 .....	1-0
90-99 .....	1-0
100+ .....	1-0

**Opponent Scores:**

59 and under .....	1-0
60-69 .....	4-0
70-79 .....	0-2
80-89 .....	0-2
90-99 .....	1-0
100+ .....	0-0

**Shoots:**

Under 35%.....	0-0
35-39%.....	1-1
40-44%.....	2-2
45-49%.....	1-1
50%+ .....	2-0

**Opponent Shoots:**

Under 35%.....	0-0
35-39%.....	3-0
40-44%.....	3-0
45-49%.....	0-2
50%+ .....	0-2

**Free Throws:**

Under 60%.....	0-1
60-69%.....	1-2
70-79%.....	5-0
80+% .....	0-1

**Free Throw Attempts:**

Under 20 Attempts.....	0-2
20-29 .....	4-1
30-39 .....	1-1
40-49 .....	0-0
50+ .....	1-0

**Field Goal Attempts:**

Under 50 FGA.....	2-0
50-59 FGA.....	4-3
60-69 FGA.....	0-1
70+ FGA .....	0-0

**Season Streaks**

Longest Win Streak.....	2
Longest Losing Streak .....	1
Current Streak .....	L 1
Last 10.....	6-4
Largest Lead.....	29 vs. Univ. of the Southwest
Largest Deficit.....	19 vs. Texas A&M
Largest Deficit Overcome .....	16 vs. FIU
Largest Unanswered Streak.....	14-0 vs. Univ. of the Southwest
Opp. Largest Unanswered Streak.....	11-0 vs. Texas A&M

**MEAN GREEN ACCOLADES AND HONORS**

**North Texas**

- Sun Belt Preseason Poll's West Division leader
- Named the Sun Belt West's best preseason squad by ESPN Blue Ribbon, Sporting News, Athlon, Yahoo and Lindy's, among other publications

**Eric Tramiel**

- Preseason All-Sun Belt Conference First-Team
- Preseason All-Sun Belt team - Sporting News, Athlon, Yahoo, Lindy's (2nd team)
- 2008-09 Third-Team All-Sun Belt

**Josh White**

- Preseason All-Sun Belt Conference Second-Team
- 2009 Sun Belt All-Tournament team

**STARTING LINEUPS & RECORDS**

Game	1	2	3	4	5	Result
Cameron .....	White	Shorter.....	Thompson .....	Tramiel .....	Odufuwa.....	W 80-62
UT Arlington.....	White	Shorter.....	Thompson .....	Tramiel .....	Odufuwa.....	W 101-99 2OT
Oklahoma State .....	White	Shorter.....	Thomas .....	Tramiel .....	Odufuwa.....	L 82-68
Jackson State .....	White	Thompson .....	Thomas .....	Tramiel .....	Odufuwa.....	W 68-58
Boise State.....	White	Thompson .....	Thomas .....	Tramiel .....	Odufuwa.....	L 79-73
Univ Southwest.....	White	Thompson .....	Thomas .....	Holmen .....	Odufuwa.....	W 91-62
Rice .....	White	Thompson .....	Thomas .....	Tramiel .....	Holmen .....	W 64-62
Texas A&M.....	White	Thompson .....	Thomas .....	Tramiel .....	Odufuwa.....	L 75-65
ULM .....	White	Thompson .....	Thomas .....	Tramiel .....	Odufuwa.....	W 79-62
Florida International..	White	Thompson .....	Thomas .....	Tramiel .....	Odufuwa.....	L 80-70 OT
Southeastern Louisiana.....						
Texas Southern.....						
UALR .....						
Arkansas State .....						
Louisiana-Lafayette.....						
New Orleans .....						
Troy .....						
Arkansas State .....						
South Alabama .....						
Western Kentucky .....						
Middle Tennessee.....						
Florida Atlantic.....						
Florida International.....						
New Orleans .....						
Denver.....						
Houston Baptist.....						
UALR .....						
Louisiana-Lafayette.....						
ULM .....						

**MEAN GREEN MILESTONE GAMES**

**Double Figure Points**

Josh White .....	8
Eric Tramiel.....	7
George Odufuwa.....	7
Richard Thomas .....	3
Tristan Thompson .....	3
Jacob Holmen.....	2
Shannon Shorter.....	2
Dominique Johnson .....	1
Collin Mangrum.....	1

**Double-Doubles**

George Odufuwa.....	3
Shannon Shorter.....	1

**20+ Point Games**

Josh White .....	2
Tristan Thompson .....	2

**30+ Point Games**

Josh White .....	1
------------------	---

**Three Or More Blocks**

George Odufuwa.....	3
---------------------	---

**Five Or More Steals**

**Double Figure Rebounds**

George Odufuwa.....	4
Shannon Shorter .....	1

**Five Or More Assists**

Josh White .....	5
------------------	---

**THE LAST TIME A MEAN GREEN PLAYER ...**

**Had 30 or more points**

35 - Josh White vs. UT Arlington, 11/18/09

**Had 15 or more rebounds**

24 - George Odufuwa vs. Cameron, 11/13/09

**Had 10 or more assists**

13 - Terence White vs. Texas A&M Corpus Christi, 2/02/00

**Had 5 or more blocks**

5 - Jeffrey Simpson vs. UALR, 3/03/06

**Had 5 or more steals**

5 - Rich Young vs. Rice, 11/18/06

**Made 90% or more FGA (min 5 att)**

1.000 - Tristan Thompson vs. Sam Houston State (6-6), 12/3/08

**Made 80% or more FGA (min 5 att)**

.875 - George Odufuwa vs. FIU (6-7), 12/20/09

**Made 70% or more FGA (min 5 att)**

.778 - Eric Tramiel vs. ULM (7-9), 12/13/09

**Made 100% FTA (min 5 att)**

1.000 - Josh White (9-9), 12/5/09

**Made 90% or more FTA (min 5 att)**

.923 - Tristan Thompson vs. Middle Tennessee (12-13), 3/8/09

**Made 8 or more 3PT's**

8 - Joe Ervin vs. Arkansas, 12/30/98

**Had a double-double (pts/rbs)**

Shannon Shorter vs. Univ. of the Southwest (11 pts / 10 reb), 12/2/09

**Had consecutive double-doubles (pts/rbs)**

George Odufuwa vs. Cameron (11/13/09) & UT Arlington (11/18/09)

**Had a double-double (pts/asst)**

Terence White vs. Texas A&M-CC (15 pts /13 asst), 12/2/00

**Had a triple-double (pts/rbs/asst)**

Jesse Ratliff vs. Sam Houston St. (20pts/16reb/10asst), 2/13

**Had a perfect shooting night (min 5 fg & ft att)**

Tristan Thompson vs. Sam Houston St. (6-6 fg/2-2 3fg/6-6 ft), 12/3/08

**THE LAST TIME A MEAN GREEN TEAM ...**

**Scored 100 or more points**

101 - vs. UT Arlington, 11/18/09

**Allowed 100 or more points**

100 - vs. Oklahoma State, 11/17/08

**Scored 50 or fewer points**

48 - vs. Princeton, 12/05/98

**Held an opponent under 50 points**

40 - vs. ULM, 2/20/08

**Won an overtime game**

101-99 (2OT) - vs. UT Arlington, 11/18/09

**Had 50 or more rebounds**

50 - vs. Cameron, 11/13/09

**Had 20 or more assists**

21 - vs. Troy, 2/01/07

**Had 10 or more steals**

10 - vs. Middle Tennessee, 1/27/08

**Had 5 or more blocks**

6 - vs. FIU, 11/20/09

**Five or more players in double-figures**

6 - vs. ULM, 2/19/09

**Made 60% or higher FGs**

.604 - vs. Middle Tennessee (29-48), 2/14/09

**Made 50% or higher 3pt FGs**

.533 - vs. ULM (8-15), 12/13/09

**Made 90% or higher FTs**

.905 - vs. UT Arlington (19-21), 12/29/08

**NORTH TEXAS RECORDS WATCH**

**Career Scoring**

20.....968 .....	Delonte Taylor .....	1980-82
21.....954 .....	Pat Kelley.....	1950-53
22.....931 .....	Bobby Iverson .....	1972-74
<b>23.....928 .....</b>	<b>Josh White.....</b>	<b>2008-Pr</b>
24.....910 .....	Crest Whitaker .....	1968-70
25.....909 .....	Quincy Williams.....	2004-08
26.....907 .....	Terry Bailey .....	1974-76

**Career Free Throw Percentage (min. 90 att)**

1.....87.08 .....	Garland Bailey .....	1963-64
<b>2.....85.81 (266-310) .....</b>	<b>Josh White.....</b>	<b>2008-Pr</b>
<b>3.....82.93 (102-123) .....</b>	<b>Dominique Johnson .....</b>	<b>2009-Pr</b>
4.....82.38 .....	Leonard Hopkins .....	2002-05
5.....81.91 .....	Tom Etchison.....	1994-95
6.....81.62 .....	Joe Hamilton .....	1969-70
7.....81.52 .....	Jon Manning.....	1978-79
8.....79.31 .....	Donell Hayden.....	1991
<b>9.....79.22 (202-255) .....</b>	<b>Tristan Thompson .....</b>	<b>2008-Pr</b>
10.....79.19 .....	Cedric Carson .....	1991-92
11.....79.17 .....	George King .....	1994-96
12.....78.86 .....	Kendrick Davis .....	2006-07
13.....78.77 .....	Tony Wright .....	1973-75

**Career Field Goal Percentage**

1.....585 .....	John Horrocks .....	1981-83
2.....581 .....	Terry Bailey.....	1974-76
3.....570 .....	Will Smith .....	2000-04
<b>4.....559 (170-304) .....</b>	<b>Eric Tramiel.....</b>	<b>2009-Pr</b>
.....559 .....	Adam Smith.....	1993-95
6.....555 .....	Jeffrey Simpson .....	2004-06
7.....554 .....	Sean Riley.....	1995-97
8.....543 .....	Keith Wooden.....	2006-08
9.....540 .....	Keenan DuBose .....	1985-87
10.....539 .....	Xavier Henton .....	1991-94
<b>11.....532 (91-171) .....</b>	<b>Kedrick Hogans .....</b>	<b>2008-Pr</b>
12.....531 .....	Michael DeGrate .....	2002-04

**Career 3-Point Percentage**

1.....431 .....	George King.....	1993-96
2.....413 .....	Chad Elstun .....	1995-97
3.....406 .....	Rich Young.....	2005-07
<b>4.....402 (47-117) .....</b>	<b>Dominique Johnson.....</b>	<b>2009-Pr</b>
5.....391 .....	Calvin Watson .....	2003-07
.....391 .....	Adam McCoy .....	2007-09
<b>7.....389 (108-277) .....</b>	<b>Josh White .....</b>	<b>2008-Pr</b>
<b>8.....385 (72-187) .....</b>	<b>Tristan Thompson.....</b>	<b>2008-Pr</b>
9.....377 .....	Collin Dennis.....	2007-09
10.....376 .....	Isaac Hines.....	2004-06
11.....361 .....	Tony Worrell.....	1986-88
.....360 .....	Kendrick Davis.....	2005-07
13.....355 .....	Ray Schufford.....	1989-91

**Career 3-Pointers**

6.....136 .....	Leonard Hopkins.....	2004-05
7.....132 .....	Chad Elstun .....	1995-97
8.....112 .....	Tom Etchison .....	1993-95
<b>9.....108 .....</b>	<b>Josh White .....</b>	<b>2008-Pr</b>
10.....106 .....	Kendrick Davis.....	2005-07
11.....5 .....	Ray Schufford.....	1989-91



**JOHNNY JONES** head coach

**Age:** 48  
**Alma Mater:** Louisiana State ('85)  
**Record:** 132-116 (9th Season)  
**Overall Record:** 147-132 (10th season)  
**Previous Job:** Alabama Asst. Coach (2000-01)  
**Playing Experience:** LSU (1980-84)  
**Hometown:** DeRidder, Louisiana  
 DeRidder High School (1976-80)

**Jones Coaching Experience**

Year	School	Position
2001-Cur.	North Texas	Head Coach
2000-01	Alabama	Asst. Coach
1999-00	Memphis	Interim Head Coach
1997-99	Memphis	Assoc. Head Coach
1994-97	LSU	Assoc. Head Coach
1984-94	LSU	Asst. Coach
1987-88	LSU	Admin. Asst.

**Jones Year-by-Year**

Year	Overall	Conf.	Finish
2001-02	15-14	8-7	4th-West
2002-03	7-21	2-13	6th-West
2003-04	13-15	8-7	3rd West
2004-05	14-14	6-9	T4th-West
2005-06	14-14	6-9	T4th-West
2006-07	23-11	10-8	3rd West*
2007-08	20-11	10-8	3rd West
2008-09	20-12	11-7	2nd West
2009-10	6-4	1-1	
<b>Totals</b>	<b>132-116</b>	<b>62-69</b>	

\* Sun Belt Tournament Champion

**North Texas Career Coaching Wins**

Coach	Wins	Seasons
Pete Shands .....	224 .....	22
Bill Blakeley .....	134 .....	8
<b>Johnny Jones .....</b>	<b>132 .....</b>	<b>9th</b>
Jimmy Gales .....	84 .....	7



- **April 16, 2001** - Jones named 16th head coach in North Texas history, taking over for Vic Trilli who compiled a 20-87 record in four years.
- **Nov. 16, 2001** - Jones won his first game as head coach at North Texas, defeating Southwest Missouri State 79-77 at the Super Pit.
- **March 1, 2002** - Jones and the Mean Green defeated Florida International in the Sun Belt Conference Tournament. The game marked NT's first ever victory in the SBC Tournament and its first in any conference tournament since the 1995-96 season.
- **March 2, 2002** - North Texas ended the season with a 15-14 record to give the Mean Green its first winning season in six years. NT posted the nation's third best one season improvement in winning percentage for 2000-01 to 2001-02.
- **Dec. 7, 2002** - Jones led the Mean Green to a victory over Winthrop at the Brother's Air and Heat Championship game, giving North Texas its first regular-season tournament title in more than 20 years.
- **Dec. 6, 2003** - North Texas picked up its biggest margin of victory in school history in a 109-49 win over Hardin-Simmons.
- **Feb. 26, 2003** - Jones picks up his 50th career victory with an 84-81 overtime victory over 2004 Sun Belt Conference Tournament runner-up New Orleans.

- **Nov. 9, 2005** - Jones and his staff signed four players on the first day of the early signing period and, including Arizona State transfer Keith Wooden, had the 29th ranked class in the nation for the early signing period according to Hoop Scoop.
- **Nov. 18, 2005** - Jones won his 50th game at North Texas with the victory over Hardin-Simmons in the season opener.
- **Nov. 12, 2006** - In what is being referred to as his signature win, Jones' Mean Green toppled NIT participant Charlotte 90-72 on the road.
- **Dec. 19, 2006** - Jones leads the Mean Green to another program first - its first win over Western Kentucky in eight tries.
- **Feb. 15, 2007** - Jones scores his 80th victory at North Texas, passing John Reid for fourth all-time.
- **March 6, 2007** - Jones gives NT its first-ever Sun Belt Conference title with an 83-75 win over Arkansas State.
- **March 16, 2007** - North Texas plays in its first NCAA Tournament game since 1988, falling to Memphis 73-58 in the opening round.
- **Nov. 11, 2007** - In front of the largest Super Pit crowd since 1980 (6,793), Jones and the Mean Green knocked

- off Oklahoma State 82-73.
- **Dec. 1, 2007** - Down 21 points at New Mexico State with 14:20 remaining, Jones and the Mean Green engineer the biggest comeback in school history. NT beat the Aggies 75-72 in regulation.
- **Feb. 2, 2008** - Jones records his 100th win at North Texas with a 60-57 victory over Florida International. Only Bill Blakeley reached the milestone faster at NT.
- **Feb. 20, 2008** - North Texas records one of the most lopsided road victories in school history in a 72-40 drubbing of Louisiana at Monroe. It is the largest margin of defeat in Fant-Ewing Coliseum history, and the least amount of points by an NT opponent since 1994.
- **March 5, 2008** - A win over Arkansas State in the Sun Belt Conference opening round secures a second straight 20-win season for the Mean Green.
- **Dec. 31, 2008** - Jones coaches the 250th game of his career, which has spanned eight seasons at NT and Memphis. Jones has amassed a 129-121 record.
- **Feb. 26, 2009** - With a win over Arkansas State, North Texas secured its 10th conference win for a third straight season, a feat not seen at NT since 1924-27.
- **Nov. 18, 2009** - Broke the 14-year hold UT Arlington had on North Texas with a 101-99 double OT win. The Mavericks had won the previous five meetings.

# 1 DOMINIQUE JOHNSON

5-10 • 162 • Sr. • G • 1L • Kansas City, Mo. (Arkansas-Fort Smith)

Had 15 points in 16 minutes in Rice win before leaving with an ankle injury ... Has 6 assists to 3 turnover so far this year ... 2008-09: Finished his first season at NT ranked ninth in school history in assists with 120 ... 120 assists are the most by an NT player since 1999, and ranked 6th in SBC ... 1.69 A/TO ratio ranked 123rd in nation ... Posted 10 games of at least five assists ... Needs just 106 assists to reach NT's career top 10 list ... 83.8 FT% ranked second on the squad and 60th in the nation ... One of four NT players to average double figures (11.0 ppg) ... Posted two 20-point efforts.

### CAREER HIGHS

Points: 20, last vs. WKU (3/09/09)  
 FG Made: 8, last vs. WKU (3/09/09)  
 3-FG Made: 4, last vs. WKU (3/09/09)  
 FT Made: 9 vs. Indiana St. (11/23/08)  
 Assists: 7, last vs. ULL (2/7/09)  
 Rebounds: 6 vs. Arkansas St. (1/10/09)  
 Steals: 3, last vs. Denver (1/15/09)  
 Blocks: 1, last vs. JSU (11/24/09)  
 Minutes: 48 vs. Arkansas St. (1/10/09)



Opponent	Date	qs	min	Total		3-Pointers		Free throws		Rebounds				Scoring						
				fg-fga	pct	3fg-fga	pct	ft-fta	pct	off	def	tot	avg	pf	a	t/o	blk	stl	pts	avg
at UT Arlington	11/18/09		15	1-5	.200	0-2	.000	1-2	.500	0	1	1	1.0	2	3	1	0	1	3	3.0
at Oklahoma State	11/21/09		19	2-6	.333	0-1	.000	5-6	.833	0	3	3	2.0	1	1	0	0	0	9	6.0
JACKSON STATE	11/24/09		10	0-2	.000	0-1	.000	0-0	.000	0	2	2	2.0	2	2	2	1	0	0	4.0
at Rice	12/05/09		16	5-6	.833	3-4	.750	2-2	1.000	0	1	1	1.8	1	3	1	0	2	15	6.8
<b>Totals</b>		<b>0</b>	<b>60</b>	<b>8-19</b>	<b>.421</b>	<b>3-8</b>	<b>.375</b>	<b>8-10</b>	<b>.800</b>	<b>0</b>	<b>7</b>	<b>7</b>	<b>1.8</b>	<b>6</b>	<b>9</b>	<b>4</b>	<b>1</b>	<b>3</b>	<b>27</b>	<b>6.8</b>

Games played: 4  
 Minutes/game: 15.0  
 Points/game: 6.8  
 FG Pct: 42.1  
 3FG Pct: 37.5  
 FT Pct: 80.0

Rebounds/game: 1.8  
 Assists/game: 2.3  
 Turnovers/game: 1.0  
 Assist/turnover ratio: 2.3  
 Steals/game: 0.8  
 Blocks/game: 0.3

### CAREER STATS

Season	gp-gs	min/avg	Total		3-Point		F-Throws		Rebounds				Scoring							
			fg-fga	pct	fg-fga	pct	ft-fta	pct	off	def	tot	avg	pf	fo	ast	to	blk	stl	pts	avg
2008-09	32-24	970/30.3	107-252	.425	44-109	.404	93-111	.838	22	77	99	3.1	56	0	120	71	1	35	351	11.0
2009-10	4-0	60/15.0	8-19	.421	3-8	.375	8-10	.800	0	7	7	1.8	6	0	9	4	1	3	27	6.8
<b>TOTAL</b>	<b>36-24</b>	<b>1030/28.6</b>	<b>115-271</b>	<b>.424</b>	<b>47-117</b>	<b>.402</b>	<b>101-121</b>	<b>.835</b>	<b>22</b>	<b>84</b>	<b>106</b>	<b>2.9</b>	<b>62</b>	<b>0</b>	<b>129</b>	<b>75</b>	<b>2</b>	<b>38</b>	<b>378</b>	<b>10.5</b>




**3 ALZEE WILLIAMS**

6-4 • 168 • Fr. • G • HS • Dallas (Mississippi Elite Christian Academy)

Averaging 10.2 mins at the 1 & 2 ... Has 5 point outings vs UTA and Jackson State ... 2008-09: Honed his shooting game at Miss. Elite Christian Academy, averaging over 20 ppg ... Dropped a career-high 36 points on Laurinburg Prep ... Was the District 13-4A MVP as a senior at Lincoln High School in Dallas ... Ranked by Texashoops.com as the No. 117th best player in the class of '08 ... Selected the Dallas Morning News' High School Player of the Week ... Averaged 17.3 points per game, which ranked second in the district and 17th in the DFW area ... Connected on 37 three-pointers, and also averaged 3.3 rpg.

**CAREER HIGHS**

Points: 5, last vs. JSU (11/24/09)  
 FG Made: 2 vs. JSU (11/24/09)  
 3-FG Made: 1 vs. JSU (11/24/09)  
 FT Made: 3 vs. UTA (11/18/09)  
 Assists: 1 vs. USW (12/2/09)  
 Rebounds: 2, last vs. USW (12/2/09)  
 Steals: 1, last vs. USW (12/2/09)  
 Blocks: 1, last vs. FIU (12/20/09)  
 Minutes: 23 vs. UTA (11/18/09)



Opponent	Date	gs	min	Total		3-Pointers		Free throws		Rebounds				pf	a	t/o	blk	stl	pts	avg
				fg-fga	pct	3fg-fga	pct	ft-fga	pct	off	def	tot	avg							
CAMERON	11/13/09		14	1-2	.500	0-1	.000	0-0	.000	0	1	1	1.0	1	0	0	0	0	2	2.0
at UT Arlington	11/18/09		23	1-2	.500	0-1	.000	3-4	.750	1	1	2	1.5	4	0	1	0	1	5	3.5
at Oklahoma State	11/21/09		3	0-0	.000	0-0	.000	0-0	.000	0	0	0	1.0	1	0	1	0	0	0	2.3
JACKSON STATE	11/24/09		10	2-3	.667	1-2	.500	0-0	.000	0	2	2	1.3	2	0	0	0	0	5	3.0
at Boise State	11/28/09		7	0-2	.000	0-1	.000	0-0	.000	0	0	0	1.0	0	0	0	0	0	0	2.4
UNIVERSITY OF THE SO	12/02/09		16	0-4	.000	0-2	.000	1-2	.500	0	2	2	1.2	1	1	1	1	1	1	2.2
at Rice	12/05/09		12	1-2	.500	0-0	.000	0-0	.000	0	1	1	1.1	0	0	1	0	0	2	2.1
at Texas A&M	12/07/09		3	0-0	.000	0-0	.000	0-0	.000	0	0	0	1.0	0	0	1	0	0	0	1.9
ULM	12/13/09		4	0-4	.000	0-1	.000	0-0	.000	0	0	0	0.9	0	0	0	0	0	0	1.7
FIU	12/20/09		10	0-2	.000	0-2	.000	0-0	.000	0	1	1	0.9	1	0	0	1	0	0	1.5
Totals		0	102	5-21	.238	1-10	.100	4-6	.667	1	8	9	0.9	10	1	5	2	2	15	1.5

Games played: 10  
 Minutes/game: 10.2  
 Points/game: 1.5  
 FG Pct: 23.8  
 3FG Pct: 10.0  
 FT Pct: 66.7

Rebounds/game: 0.9  
 Assists/game: 0.1  
 Turnovers/game: 0.5  
 Assist/turnover ratio: 0.2  
 Steals/game: 0.2  
 Blocks/game: 0.2


**4 GEORGE ODUFUWA**

6-8 • 240 • Jr. • F • 1L • Dallas, Texas (Arizona State)

Leads the Sun Belt in rebounding ... Tied career high with 4 blocks vs FIU ... 1 board shy of a double-double at No. 16 Texas A&M ... Had 3 double-doubles in the first four games of the year, giving the junior 5 for his career ... Hauled in 24 rebounds vs Cameron - 4th most in NT history ... Became just the 9th player in the NCAA since 2005-06 to grab 24 boards or more ... Career-high 16 points vs UTA ... 2008-09: Ranked 6th in the SBC with 6.6 rpg ... 18 boards vs. Troy are most by an SBC player in 2008-09, and ranks 18th in NT history ... Named ESPN The Magazine Academic All-District First Team.

**CAREER HIGHS**

Points: 16 vs. UTA (11/18/09)  
 FG Made: 6, last vs. FIU (12/20/09)  
 3-FG Made: -  
 FT Made: 8 vs. UTA (11/18/09)  
 Assists: 4 vs. SHSU (11/20/08)  
 Rebounds: 24 vs. Cameron (11/13/09)  
 Steals: 3, last vs. UTA (11/18/09)  
 Blocks: 4, last vs. FIU (12/20/09)  
 Minutes: 44 vs. UTA (11/18/09)



Opponent	Date	gs	min	Total		3-Pointers		Free throws		Rebounds				pf	a	t/o	blk	stl	pts	avg	
				fg-fga	pct	3fg-fga	pct	ft-fga	pct	off	def	tot	avg								
CAMERON	11/13/09	*	29	4-10	.400	0-0	.000	4-7	.571	6	18	24	24.0	0	1	3	2	1	12	12.0	
at UT Arlington	11/18/09	*	44	4-4	1.000	0-0	.000	8-10	.800	1	10	11	17.5	3	1	4	3	3	16	14.0	
at Oklahoma State	11/21/09	*	34	4-7	.571	0-0	.000	3-4	.750	1	6	7	14.0	1	1	2	1	0	11	13.0	
JACKSON STATE	11/24/09	*	36	4-8	.500	0-0	.000	3-7	.429	4	7	11	13.3	2	0	1	2	2	11	12.5	
at Boise State	11/28/09	*	17	2-4	.500	0-0	.000	1-2	.500	2	2	4	11.4	3	3	3	0	0	5	11.0	
UNIVERSITY OF THE SO	12/02/09	*	18	1-5	.200	0-0	.000	2-2	1.000	3	6	9	11.0	3	0	4	0	0	4	9.8	
at Rice	12/05/09		28	1-2	.500	0-0	.000	2-5	.400	2	8	10	10.9	3	0	2	0	0	4	9.0	
at Texas A&M	12/07/09	*	31	5-8	.625	0-0	.000	2-4	.500	5	4	9	10.6	3	1	3	0	1	12	9.4	
ULM	12/13/09	*	33	4-7	.571	0-0	.000	5-9	.556	5	4	9	10.4	2	3	3	3	0	13	9.8	
FIU	12/20/09	*	32	6-7	.857	0-0	.000	0-2	.000	4	4	8	10.2	4	0	2	4	1	12	10.0	
Totals			9	302	35-62	.565	0-0	.000	30-52	.577	33	69	102	10.2	24	10	27	15	8	100	10.0

Games played: 10  
 Minutes/game: 30.2  
 Points/game: 10.0  
 FG Pct: 56.5  
 FT Pct: 57.7

Rebounds/game: 10.2  
 Assists/game: 1.0  
 Turnovers/game: 2.7  
 Assist/turnover ratio: 0.4  
 Steals/game: 0.8  
 Blocks/game: 1.5

**CAREER STATS**

Season	gp-gs	min/avg	Total		3-Point		F-Throws		Rebounds				Scoring							
			fg-fga	pct	fg-fga	pct	ft-fga	pct	off	def	tot	avg	pf	fo	ast	to	blk	stl	pts	avg
2008-09	32-26	691/21.6	72-160	.450	0-0	.000	52-79	.658	67	143	210	6.6	101	4	31	51	21	29	196	6.1
2009-10	10-9	302/30.2	35-62	.565	0-0	.000	30-52	.577	33	69	102	10.2	24	0	10	27	15	8	100	10.0
TOTAL	42-35	993/23.6	107-222	.482	0-0	.000	82-131	.626	100	212	312	7.4	125	4	41	78	36	37	296	7.0

**10 JOSH WHITE**

5-10 • 175 • Jr. • G • 2L • Baton Rouge, La. (Christian Life Academy)

Ranks 23rd in NT history with 928 career points ... Leads the Sun Belt in minutes per game, and ranks 4th in scoring ... 85.81 career FT% ranks second in NT history ... Hit 100th career 3-pointer vs. USW ... Still averaging 19.0 ppg against Big XII opponents ... Has 46 career double-digit scoring games ... Posted a career-high 35 points at UTA, making him the 23rd player in NT history to reach 35 points ... Preseason Second Team All-Sun Belt ... 2008-09: Finished second in the nation with a 90.6 (96-of-106) FT%, which smashed the school record ... Earned All-Sun Belt Tournament honors after averaging 20.0 ppg.

**CAREER HIGHS**

Points: 35 vs. UTA (11/18/09)  
 FG Made: 9, last vs. USW (12/2/09)  
 3-FG Made: 6 vs Texas (12/5/07)  
 FT Made: 15 vs. UTA (11/18/09)  
 Assists: 7, last vs. WKU (3/09/09)  
 Rebounds: 8 vs Okla. State (11/17/08)  
 Steals: 3 vs Okla. State (11/14/07)  
 Blocks: -  
 Minutes: 46, last vs. UTA (11/18/09)



Opponent	Date	gs	min	Total		3-Pointers		Free throws		Rebounds				pf	a	t/o	blk	stl	pts	avg
				fg-fga	pct	3fg-fga	pct	ft-fta	pct	off	def	tot	avg							
CAMERON	11/13/09	*	30	6-9	.667	5-6	.833	2-3	.667	1	3	4	4.0	2	4	2	0	0	19	19.0
at UT Arlington	11/18/09	*	46	9-14	.643	2-4	.500	15-18	.833	2	5	7	5.5	1	4	7	0	0	35	27.0
at Oklahoma State	11/21/09	*	35	1-6	.167	0-3	.000	2-2	1.000	0	1	1	4.0	1	5	4	0	0	4	19.3
JACKSON STATE	11/24/09	*	32	0-5	.000	0-2	.000	4-4	1.000	1	3	4	4.0	0	4	4	0	1	4	15.5
at Boise State	11/28/09	*	34	9-16	.563	3-7	.429	2-2	1.000	0	3	3	3.8	2	6	3	0	0	23	17.0
UNIVERSITY OF THE SO	12/02/09	*	32	9-11	.818	2-4	.500	1-1	1.000	0	2	2	3.5	2	5	1	0	1	21	17.7
at Rice	12/05/09	*	38	2-5	.400	1-1	1.000	9-9	1.000	0	2	2	3.3	1	4	3	0	0	14	17.1
at Texas A&M	12/07/09	*	38	5-13	.385	1-4	.250	4-6	.667	2	0	2	3.1	1	5	3	0	0	15	16.9
ULM	12/13/09	*	37	4-6	.667	4-5	.800	3-4	.750	1	1	2	3.0	2	5	3	0	0	15	16.7
FIU	12/20/09	*	40	3-10	.300	2-6	.333	5-10	.500	0	1	1	2.8	1	3	2	0	0	13	16.3
Totals			362	48-95	.505	20-42	.476	47-59	.797	7	21	28	2.8	13	45	32	0	2	163	16.3

Games played: 10  
 Minutes/game: 36.2  
 Points/game: 16.3  
 FG Pct: 50.5  
 3FG Pct: 47.6

Rebounds/game: 2.8  
 Assists/game: 4.5  
 Turnovers/game: 3.2  
 Assist/turnover ratio: 1.4  
 Steals/game: 0.2

**CAREER STATS**

Season	gp-gs	min/avg	Total		3-Point		F-Throws		Rebounds				Scoring							
			fg-fga	pct	fg-fga	pct	ft-fta	pct	off	def	tot	avg	pf	fo	ast	to	blk	stl	pts	avg
2007-08	29-28	925/31.9	116-254	.457	49-107	.458	123-145	.848	16	57	73	2.5	42	0	44	62	0	14	404	13.9
2008-09	32-30	1075/33.6	113-289	.391	39-128	.305	96-106	.906	15	77	92	2.9	38	0	82	53	0	16	361	11.3
2009-10	10-10	362/36.2	48-95	.505	20-42	.476	47-59	.797	7	21	28	2.8	13	0	45	32	0	2	163	16.3
TOTAL	71-68	2362/33.3	277-638	.434	108-277	.390	266-310	.858	38	155	193	2.7	93	0	171	147	0	32	928	13.1




**11 ANTWONE MATLOCK**

6-1 • 177 • Sr. • G • 1L • Dallas, Texas (Trinidad State)

Has seen time against Cameron and the University of the Southwest ... 2008-09: Saw first action in a Mean Green uniform versus Cameron, landing a layup on 1-of-2 shooting ... Grabbed season-high seven minutes vs. Louisiana-Lafayette, pulling down 2 rebounds ... Also saw time against Sun Belt foes Florida Atlantic, ULM, Denver, and Western Kentucky (Sun Belt Tournament semifinal).

**CAREER HIGHS**

Points: 2 vs. Cameron (11/14/08)  
 FG Made: 1 vs. Cameron (11/14/08)  
 3-FG Made: -  
 FT Made: -  
 Assists: -  
 Rebounds: 2 vs. ULL (2/7/09)  
 Steals: -  
 Blocks: -  
 Minutes: 7 vs. ULL (2/7/09)



Opponent	Date	gs	min	Total		3-Pointers		Free throws		Rebounds				pf	a	t/o	blk	stl	pts	avg
				fg-fga	pct	3fg-fga	pct	ft-fta	pct	off	def	tot	avg							
CAMERON	11/13/09		1	0-1	.000	0-1	.000	0-0	.000	0	0	0	0.0	1	0	0	0	0	0	0.0
UNIVERSITY OF THE SO	12/02/09		4	0-2	.000	0-2	.000	0-0	.000	0	1	1	0.5	0	0	0	0	0	0	0.0
Totals			0	5	0-3	.000	0-3	.000	0-0	.000	0	1	1	0.5	1	0	0	0	0	0.0

Games played: 2  
 Minutes/game: 2.5  
 FG Pct: 0.0  
 3FG Pct: 0.0

Rebounds/game: 0.5

**CAREER STATS**

Season	gp-gs	min/avg	Total		3-Point		F-Throws		Rebounds				Scoring							
			fg-fga	pct	fg-fga	pct	ft-fta	pct	off	def	tot	avg	pf	fo	ast	to	blk	stl	pts	avg
2008-09	6-0	12/2.0	1-7	.143	0-5	.000	0-0	.000	0	2	2	0.3	3	0	0	2	0	0	2	0.3
2009-10	2-0	5/2.5	0-3	.000	0-3	.000	0-0	.000	0	1	1	0.5	1	0	0	0	0	0	0	0.0
TOTAL	8-0	17/2.1	1-10	.100	0-8	.000	0-0	.000	0	3	3	0.4	4	0	0	2	0	0	2	0.3

**12 NICK GOFF**

6-4 • 180 • Fr. • G • HS • Columbus, Ohio (St. Francis DeSales)

Saw 3 minutes vs. USW and hit a layup ... Hit a pair of free throws in his first action at NT vs Cameron ... 2008-09: Was a standout at St. Francis DeSales in Columbus, Ohio, earning All-Central District Division II Third-Team honors ... Scored 13.7 ppg in leading St. Francis to the state semifinal game, where they fell to national powerhouse St. Vincent-St. Mary ... Had the Stallions ranked No. 8 in the state of Ohio heading into the state tournament ... As a junior, Goff was an honorable mention honoree to the All-Central District Division II.

**CAREER HIGHS**

Points: 2, last vs. USW (12/2/09)  
 FG Made: 1 vs. USW (12/2/09)  
 3-FG Made: -  
 FT Made: 2 vs. Cameron (11/13/09)  
 Assists: 1 vs. USW (12/2/09)  
 Rebounds: 2 vs. USW (12/2/09)  
 Steals: -  
 Blocks: -  
 Minutes: 3 vs. USW (12/2/09)



Opponent	Date	gs	min	Total		3-Pointers		Free throws		Rebounds				pf	a	t/o	blk	stl	pts	avg
				fg-fga	pct	3fg-fga	pct	ft-fta	pct	off	def	tot	avg							
CAMERON	11/13/09		1	0-0	.000	0-0	.000	2-2	1.000	0	0	0	0.0	0	0	1	0	0	2	2.0
UNIVERSITY OF THE SO	12/02/09		3	1-2	.500	0-0	.000	0-0	.000	1	1	2	1.0	0	1	0	0	0	2	2.0
Totals		0	4	1-2	.500	0-0	.000	2-2	1.000	1	1	2	1.0	0	1	1	0	0	4	2.0

Games played: 2  
 Minutes/game: 2.0  
 Points/game: 2.0  
 FG Pct: 50.0  
 FT Pct: 100.0

Rebounds/game: 1.0  
 Assists/game: 0.5  
 Turnovers/game: 0.5  
 Assist/turnover ratio: 1.0


**14 TRISTAN THOMPSON**

6-5 • 190 • Jr. • G • 2L • Angleton, Texas (Brewster Academy)

Riding back-to-back 20 point games, including career high 27 points and 6 3-pointers vs FIU ... Reached double figures for first time in '09-10 against USW with 11 points ... 2008-09: NT's 2nd highest scoring threat with 11.4 ppg ... Had five 20-point games in 08-09, including career scoring efforts in three of four games in December, culminating in a 27 point outing at ULL ... Named the Sun Belt Player of the Week ... Shot 45.1 percent from deep in SBC play ... Recorded first perfect night in NT history versus Sam Houston - 6-6 FG, 2-2 3-point, 6-6 FT.

**CAREER HIGHS**

Points: 27, last vs. FIU (12/20/09)  
 FG Made: 11 vs. UL (12/18/08)  
 3-FG Made: 6 vs. FIU (12/20/09)  
 FT Made: 13 vs. UL (2/7/09)  
 Assists: 4 vs Troy (1/3/08)  
 Rebounds: 8, last vs NMSU (12/1/07)  
 Steals: 3 vs Centenary (12/20/07)  
 Blocks: 1, last vs. Houston (11/29/08)  
 Minutes: 41 vs. Arkansas St. (1/10/09)



Opponent	Date	qs	min	Total		3-Pointers		Free throws		Rebounds				Other				pts	avg		
				fg-fga	pct	3fg-fga	pct	ft-fga	pct	off	def	tot	avg	pf	a	t/o	blk			stl	
CAMERON	11/13/09	*	16	1-3	.333	0-2	.000	3-4	.750	1	2	3	3.0	1	0	1	0	0	5	5.0	
at UT Arlington	11/18/09	*	25	1-5	.200	0-0	.000	7-9	.778	1	3	4	3.5	4	3	3	0	0	9	7.0	
at Oklahoma State	11/21/09		15	2-6	.333	1-2	.500	0-0	.000	3	2	5	4.0	2	1	2	0	0	5	6.3	
JACKSON STATE	11/24/09	*	21	1-7	.143	0-1	.000	3-4	.750	0	2	2	3.5	1	3	2	0	0	5	6.0	
at Boise State	11/28/09	*	24	2-7	.286	2-4	.500	1-2	.500	0	4	4	3.6	1	1	1	0	0	7	6.2	
UNIVERSITY OF THE SO	12/02/09	*	23	4-8	.500	3-5	.600	0-1	.000	0	4	4	3.7	0	1	0	0	2	11	7.0	
at Rice	12/05/09	*	18	0-4	.000	0-3	.000	2-2	1.000	0	0	0	3.1	2	0	0	0	0	2	6.3	
at Texas A&M	12/07/09	*	26	3-8	.375	0-2	.000	3-3	1.000	1	2	3	3.1	0	2	2	0	1	9	6.6	
ULM	12/13/09	*	32	7-8	.875	4-4	1.000	2-2	1.000	0	3	3	3.1	2	1	3	0	1	20	8.1	
FIU	12/20/09	*	37	8-19	.421	6-11	.545	5-6	.833	1	3	4	3.2	4	2	2	0	0	27	10.0	
Totals			9	237	29-75	.387	16-34	.471	26-33	.788	7	25	32	3.2	17	14	16	0	4	100	10.0

Games played: 10  
 Minutes/game: 23.7  
 Points/game: 10.0  
 FG Pct: 38.7  
 3FG Pct: 47.1  
 FT Pct: 78.8

Rebounds/game: 3.2  
 Assists/game: 1.4  
 Turnovers/game: 1.6  
 Assist/turnover ratio: 0.9  
 Steals/game: 0.4

**CAREER STATS**

Season	gp-gs	min/avg	Total		3-Point		F-Throws		Rebounds				Other				Scoring			
			fg-fga	pct	fg-fga	pct	ft-fga	pct	off	def	tot	avg	pf	fo	ast	to	blk	stl	pts	avg
2007-08	30-12	494/16.5	56-133	.421	22-62	.355	59-74	.797	19	49	68	2.3	39	0	21	37	1	14	193	6.4
2008-09	32-27	718/22.4	107-248	.431	34-91	.374	117-148	.791	22	52	74	2.3	59	1	34	41	1	11	365	11.4
2009-10	10-9	237/23.7	29-75	.387	16-34	.471	26-33	.788	7	25	32	3.2	17	0	14	16	0	4	100	10.0
TOTAL	72-48	1449/20.1	192-456	.421	72-187	.385	202-255	.792	48	126	174	2.4	115	1	69	94	2	29	658	9.1



**15 BEN KNOX**

6-10 • 221 • Fr. • C • RS • Arlington, Texas (Grace Prep Academy)

Recorded first career block at No. 16 Texas A&M ... Posted 4 points on 2-2 shooting at Boise State ... Saw first action at NT and grabbed 1 rebound vs Cameron ... 2008-09: Took a redshirt ... Was a TAPPS Second-Team All-State selection as a senior ... Guided Grace Prep to the TAPPS state title game in each of the last two seasons ... Ranked as the No. 62 recruit in the state by TexasHoops.com ... Listed as No. 354 among the top 1,000 players in the country by HoopScoopOnline.com ... Averaged 10 points, nine rebounds and three blocks per game in 2007-08 ... Had the Lions ranked 5th in state.

**CAREER HIGHS**

Points: 4 vs. Boise St. (11/28/09)  
 FG Made: 2 vs. Boise St. (11/28/09)  
 3-FG Made: -  
 FT Made: -  
 Assists: 1 vs. Boise St. (11/28/09)  
 Rebounds: 1, last vs. ULM (12/13/09)  
 Steals: -  
 Blocks: 1 vs. Texas A&M (12/7/09)  
 Minutes: 10 vs. USW (12/2/09)



Opponent	Date	gs	min	Total		3-Pointers		Free throws		Rebounds				pf	a	t/o	blk	stl	pts	avg	
				fg-fga	pct	3fg-fga	pct	ft-fta	pct	off	def	tot	avg								
CAMERON	11/13/09		1	0-0	.000	0-0	.000	0-0	.000	1	0	1	1.0	0	0	0	0	0	0	0.0	
at Boise State	11/28/09		4	2-2	1.000	0-0	.000	0-0	.000	1	0	1	1.0	0	1	1	0	0	4	2.0	
UNIVERSITY OF THE SO	12/02/09		10	0-0	.000	0-0	.000	0-0	.000	1	0	1	1.0	1	0	1	0	0	0	1.3	
at Texas A&M	12/07/09		3	0-0	.000	0-0	.000	0-0	.000	0	0	0	0.8	1	0	0	1	0	0	1.0	
ULM	12/13/09		1	0-0	.000	0-0	.000	0-2	.000	0	1	1	0.8	0	0	0	0	0	0	0.8	
FIU	12/20/09		0	0-0	.000	0-0	.000	0-0	.000	0	0	0	0.7	0	0	0	0	0	0	0.7	
Totals			0	19	2-2	1.000	0-0	.000	0-2	.000	3	1	4	0.7	2	1	2	1	0	4	0.7

Games played: 6  
 Minutes/game: 3.2  
 Points/game: 0.7  
 FG Pct: 100.0  
 FT Pct: 0.0

Rebounds/game: 0.7  
 Assists/game: 0.2  
 Turnovers/game: 0.3  
 Assist/turnover ratio: 0.5  
 Blocks/game: 0.2

**20 COLLIN MANGRUM**

6-4 • 190 • Jr. • G • 2L • Howe, Texas (Howe HS)

Shooting 16-34 (.471 percent) from the floor after entering '09-10 with .288 career shooting percentage (19-66) ... 12 points at Rice was second career double-digit game ... Went 2-2 for 5 points at Oklahoma State ... Saw first action in a season opener since 2006-07 and had 9 points vs Cameron ... 2008-09: Exploded for career highs in points (19), field goals (7) and 3-pointers (5) in breakout game vs Middle Tennessee ... Missed all of 2007-08 and the final nine games of the 08-09 season after exacerbating chronic injuries.

**CAREER HIGHS**

Points: 19 vs. MTSU (12/31/08)  
 FG Made: 7 vs. MTSU (12/31/08)  
 3-FG Made: 5 vs. MTSU (12/31/08)  
 FT Made: 4, last vs Jarvis (12/22/06)  
 Assists: 1, last vs. USW (12/2/09)  
 Rebounds: 4, last vs. ULL (2/7/09)  
 Steals: 2, last vs. JSU (11/24/09)  
 Blocks: 1, last vs. Rice (12/5/09)  
 Minutes: 23, last vs. Rice (12/5/09)



Opponent	Date	gs	min	Total		3-Pointers		Free throws		Rebounds				pf	a	t/o	blk	stl	pts	avg
				fg-fga	pct	3fg-fga	pct	ft-fga	pct	off	def	tot	avg							
CAMERON	11/13/09		12	3-7	.429	1-3	.333	2-2	1.000	0	0	0	0.0	2	0	0	0	0	9	9.0
at Oklahoma State	11/21/09		10	2-2	1.000	1-1	1.000	0-0	.000	0	1	1	0.5	1	0	1	0	0	5	7.0
JACKSON STATE	11/24/09		15	3-6	.500	1-4	.250	0-0	.000	0	0	0	0.3	4	0	1	1	2	7	7.0
at Boise State	11/28/09		16	2-3	.667	0-0	.000	0-1	.000	0	0	0	0.3	2	0	0	0	0	4	6.3
UNIVERSITY OF THE SO	12/02/09		15	2-3	.667	1-2	.500	2-2	1.000	0	1	1	0.4	4	1	0	1	1	7	6.4
at Rice	12/05/09		23	4-8	.500	1-4	.250	3-4	.750	0	3	3	0.8	2	0	1	1	1	12	7.3
ULM	12/13/09		11	0-3	.000	0-2	.000	0-0	.000	0	1	1	0.9	1	0	1	0	0	0	6.3
FIU	12/20/09		9	0-2	.000	0-2	.000	2-2	1.000	0	2	2	1.0	0	0	0	0	0	2	5.8
Totals		0	111	16-34	.471	5-18	.278	9-11	.818	0	8	8	1.0	16	1	4	3	4	46	5.8

Games played: 8  
 Minutes/game: 13.9  
 Points/game: 5.8  
 FG Pct: 47.1  
 3FG Pct: 27.8  
 FT Pct: 81.8

Rebounds/game: 1.0  
 Assists/game: 0.1  
 Turnovers/game: 0.5  
 Assist/turnover ratio: 0.3  
 Steals/game: 0.5  
 Blocks/game: 0.4

**CAREER STATS**

Season	gp-gs	min/avg	Total		3-Point		F-Throws		Rebounds				Scoring							
			fg-fga	pct	fg-fga	pct	ft-fga	pct	off	def	tot	avg	pf	fo	ast	to	blk	stl	pts	avg
2006-07	21-0	129/6.1	10-31	.323	3-17	.176	10-12	.833	6	15	21	1.0	16	0	5	9	2	7	33	1.6
2008-09	11-1	88/8.0	9-35	.257	5-22	.227	3-6	.500	2	12	14	1.3	18	1	3	9	0	5	26	2.4
2009-10	8-0	111/13.9	16-34	.471	5-18	.278	9-11	.818	0	8	8	1.0	16	0	1	4	3	4	46	5.8
TOTAL	40-1	328/8.2	35-100	.350	13-57	.228	22-29	.759	8	35	43	1.1	50	1	9	22	5	16	105	2.6

**21 SHANNON SHORTER**

6-4 • 200 • Jr. • G • TR • Houston (Paris JC)

3 assists and 3-4 shooting vs ULM ... Snagged first career double-double vs. USW ... Started season opener vs Cameron, and racked up 11 points in the 2OT win over UTA ... 2008-09 Paris: Poured in 15.7 points per game and 9.0 rebounds per game in the Region XIV Tourney, earning an All-Tournament Team selection to go with his All-Conference bid ... Shorter led the Dragons to a 25-6 record and a national top 10 ranking ... A strong defensive presence, Shorter and Paris finished sixth nationally in defensive points allowed ... Averaged 9.9 points on 52.0 percent shooting and 5.1 rpg as a sophomore.

**CAREER HIGHS**

Points: 11 vs. USW (12/2/09)  
 FG Made: 4 vs. USW (12/2/09)  
 3-FG Made: 1 vs. OSU (11/21/09)  
 FT Made: 5 vs. UTA (11/18/09)  
 Assists: 3, last vs. FIU (12/20/09)  
 Rebounds: 10 vs. USW (12/2/09)  
 Steals: 1, last vs. FIU (12/20/09)  
 Blocks: -  
 Minutes: 28 vs. UTA (11/18/09)



Opponent	Date	gs	min	Total		3-Pointers		Free throws		Rebounds				pf	a	t/o	blk	stl	pts	avg
				fg-fga	pct	3fg-fga	pct	ft-flt	pct	off	def	tot	avg							
CAMERON	11/13/09	*	21	0-3	.000	0-2	.000	2-2	1.000	0	2	2	2.0	0	2	2	0	0	2	2.0
at UT Arlington	11/18/09	*	28	3-8	.375	0-2	.000	5-7	.714	2	2	4	3.0	3	2	1	0	1	11	6.5
at Oklahoma State	11/21/09	*	17	2-5	.400	1-1	1.000	2-2	1.000	2	2	4	3.3	3	1	2	0	1	7	6.7
JACKSON STATE	11/24/09		7	1-2	.500	0-0	.000	0-0	.000	0	1	1	2.8	0	0	1	0	0	2	5.5
at Boise State	11/28/09		8	0-2	.000	0-0	.000	0-0	.000	0	2	2	2.6	0	0	1	0	0	0	4.4
UNIVERSITY OF THE SO	12/02/09		21	4-5	.800	0-0	.000	3-7	.429	4	6	10	3.8	1	2	0	0	0	11	5.5
at Rice	12/05/09		3	0-1	.000	0-1	.000	0-0	.000	0	1	1	3.4	0	0	0	0	0	0	4.7
at Texas A&M	12/07/09		22	1-3	.333	0-1	.000	0-0	.000	0	0	0	3.0	4	1	2	0	0	2	4.4
ULM	12/13/09		19	3-4	.750	0-1	.000	0-0	.000	0	4	4	3.1	5	3	1	0	1	6	4.6
FIU	12/20/09		18	0-2	.000	0-1	.000	4-4	1.000	2	1	3	3.1	3	3	4	0	1	4	4.5
Totals			3	14-35	.400	1-9	.111	16-22	.727	10	21	31	3.1	19	14	14	0	4	45	4.5

Games played: 10  
 Minutes/game: 16.4  
 Points/game: 4.5  
 FG Pct: 40.0  
 3FG Pct: 11.1  
 FT Pct: 72.7

Rebounds/game: 3.1  
 Assists/game: 1.4  
 Turnovers/game: 1.4  
 Assist/turnover ratio: 1.0  
 Steals/game: 0.4



**23 RICHARD THOMAS**

6-5 • 190 • Jr. • G • TR • Rosedale, N.Y. (Garden City CC)

Has at least 3 points in every game ... Filled up the defensive stat sheet at Boise State and No. 16 Texas A&M with 2 steals and 1 block in both games ... Earned starting nod at OSU and had 5 points and 2 blocks ... Reached double-figures (12 pts) in first NT appearance in season opener ... 2008-09 Garden City: Named to the 2009 Region VI All-Tournament team at Garden City CC (Kan.) ... Represented the Bronco-busters at the NJCAA All-Star Game, and scored 10 points.

**CAREER HIGHS**

Points: 12 vs. Cameron (11/13/09)  
 FG Made: 3, last vs. FIU (12/20/09)  
 3-FG Made: 2, last vs. FIU (12/20/09)  
 FT Made: 4 vs. Cameron (11/13/09)  
 Assists: 3, last vs. ULM (12/13/09)  
 Rebounds: 4 vs. Texas A&M (12/7/09)  
 Steals: 2, last vs. Texas A&M (12/7/09)  
 Blocks: 2 vs. OSU (11/21/09)  
 Minutes: 31, last vs. Texas A&M (12/7/09)



Opponent	Date	gs	min	Total		3-Pointers		Free throws		Rebounds				pf	a	t/o	blk	stl	pts	avg
				fg-fga	pct	3fg-fga	pct	ft-fa	pct	off	def	tot	avg							
CAMERON	11/13/09		24	3-7	.429	2-5	.400	4-5	.800	0	1	1	1.0	3	1	3	0	0	12	12.0
at UT Arlington	11/18/09		14	1-4	.250	1-3	.333	0-0	.000	0	2	2	1.5	1	0	1	1	0	3	7.5
at Oklahoma State	11/21/09	*	21	1-3	.333	1-3	.333	2-2	1.000	1	1	2	1.7	1	1	1	2	0	5	6.7
JACKSON STATE	11/24/09	*	26	3-5	.600	2-3	.667	3-4	.750	0	3	3	2.0	4	1	0	0	0	11	7.8
at Boise State	11/28/09	*	31	3-11	.273	1-6	.167	0-0	.000	1	1	2	2.0	2	2	6	1	2	7	7.6
UNIVERSITY OF THE SO	12/02/09	*	19	3-5	.600	2-3	.667	0-0	.000	0	2	2	2.0	2	1	3	0	0	8	7.7
at Rice	12/05/09	*	11	1-4	.250	1-4	.250	0-0	.000	1	0	1	1.9	4	0	1	0	0	3	7.0
at Texas A&M	12/07/09	*	31	1-5	.200	1-3	.333	2-2	1.000	0	4	4	2.1	4	3	1	1	2	5	6.8
ULM	12/13/09	*	23	3-6	.500	0-1	.000	3-4	.750	1	1	2	2.1	3	3	3	0	0	9	7.0
FIU	12/20/09	*	25	3-6	.500	2-5	.400	2-3	.667	1	2	3	2.2	5	0	2	0	1	10	7.3
Totals		8	225	22-56	.393	13-36	.361	16-20	.800	5	17	22	2.2	29	12	21	5	5	73	7.3

Games played: 10  
 Minutes/game: 22.5  
 Points/game: 7.3  
 FG Pct: 39.3  
 3FG Pct: 36.1  
 FT Pct: 80.0

Rebounds/game: 2.2  
 Assists/game: 1.2  
 Turnovers/game: 2.1  
 Assist/turnover ratio: 0.6  
 Steals/game: 0.5  
 Blocks/game: 0.5

**25 ERIC TRAMIEL**

6-7 • 230 • Sr. • F • 1L • Shreveport, La. (Paris JC)

Had reached double figures in six straight games prior to FIU outing ... Ranks 4th in school history with a 55.9 career FG% ... Bullied OSU for 16 pts on 7-of-14 shooting, and No. 16 Texas A&M for 17 pts on 6-of-11 ... 20th career double-digit scoring performance in season opener ... Career-high 3 steals vs ULM ... Preseason First Team All-Sun Belt ... 2008-09: Earned Third Team All-Sun Belt honors ... Was one of just 2 players in the SBC to average over 12.0 ppg and have at least 20 assists (26) and 20 blocks (21) ... Shot 57.9% in 08-09, which leads all SBC newcomers and ranked 3rd in the league.

**CAREER HIGHS**

Points: 22 vs. FIU (1/22/09)  
 FG Made: 9 vs. UALR (1/08/09)  
 3-FG Made: 2, last vs. Rice (12/5/09)  
 FT Made: 13 vs. FAU (3/4/09)  
 Assists: 3, last vs. ASU (2/26/09)  
 Rebounds: 15 vs. FIU (1/22/09)  
 Steals: 3 vs. ULM (12/13/09)  
 Blocks: 4 vs. SHSU (11/20/08)  
 Minutes: 39 vs. FIU (12/20/09)



Opponent	Date	gs	min	Total		3-Pointers		Free throws		Rebounds				pf	a	t/o	blk	stl	pts	avg	
				fg-fga	pct	3fg-fga	pct	ft-fta	pct	off	def	tot	avg								
CAMERON	11/13/09	*	29	3-7	.429	0-1	.000	5-8	.625	4	3	7	7.0	3	2	3	0	0	11	11.0	
at UT Arlington	11/18/09	*	20	1-3	.333	0-1	.000	3-3	1.000	0	3	3	5.0	5	0	0	0	1	5	8.0	
at Oklahoma State	11/21/09	*	32	7-14	.500	1-3	.333	1-1	1.000	0	3	3	4.3	5	0	0	1	0	16	10.7	
JACKSON STATE	11/24/09	*	29	6-9	.667	0-1	.000	3-5	.600	1	4	5	4.5	5	0	3	2	1	15	11.8	
at Boise State	11/28/09	*	33	5-8	.625	2-3	.667	2-5	.400	0	4	4	4.4	3	1	2	1	1	14	12.2	
at Rice	12/05/09	*	34	3-10	.300	2-5	.400	2-4	.500	2	5	7	4.8	3	1	3	0	0	10	11.8	
at Texas A&M	12/07/09	*	31	6-11	.545	1-4	.250	4-7	.571	2	4	6	5.0	5	2	2	1	2	17	12.6	
ULM	12/13/09	*	28	7-9	.778	0-0	.000	2-4	.500	2	3	5	5.0	2	0	2	1	3	16	13.0	
FIU	12/20/09	*	39	0-5	.000	0-2	.000	0-3	.000	2	3	5	5.0	1	1	1	1	0	0	11.6	
Totals			9	275	38-76	.500	6-20	.300	22-40	.550	13	32	45	5.0	32	7	16	7	8	104	11.6

Games played: 9  
 Minutes/game: 30.6  
 Points/game: 11.6  
 FG Pct: 50.0  
 3FG Pct: 30.0  
 FT Pct: 55.0

Rebounds/game: 5.0  
 Assists/game: 0.8  
 Turnovers/game: 1.8  
 Assist/turnover ratio: 0.4  
 Steals/game: 0.9  
 Blocks/game: 0.8

**CAREER STATS**

Season	gp-gs	min/avg	Total		3-Point		F-Throws		Rebounds				Scoring							
			fg-fga	pct	fg-fga	pct	ft-fta	pct	off	def	tot	avg	pf	fo	ast	to	blk	stl	pts	avg
2008-09	32-19	784/24.5	132-228	.579	4-10	.400	116-179	.648	74	138	212	6.6	86	3	26	50	21	13	384	12.0
2009-10	9-9	275/30.6	38-76	.500	6-20	.300	22-40	.550	13	32	45	5.0	32	4	7	16	7	8	104	11.6
TOTAL	41-28	1059/25.8	170-304	.559	10-30	.333	138-219	.630	87	170	257	6.3	118	7	33	66	28	21	488	11.9

**30 JACOB HOLMEN**

6-8 • 220 • Fr. • F • HS • Whitehouse, Texas (Whitehouse HS)

Posted a block and a 3-pointer in 9 minutes at No. 16 Texas A&M ... Only Josh White has topped Holmen's 17 pts vs USW ... 7 rebounds vs FIU ... Hit first career 3-pointer at Boise State ... Team's leading rebounder at OSU with 8 boards ... Breakout game vs. UTA with 14 pts in 29 minutes ... Scored 4 points in first collegiate action in season opener ... High School: Was the District 11-4A Defensive POY and a First-Team All-East Texas selection by the Tyler Morning Telegraph following his junior season, and upped that to All-East Texas MVP in 2009.

**CAREER HIGHS**

Points: 17 vs. USW (12/2/09)  
 FG Made: 6, last vs. USW (12/2/09)  
 3-FG Made: 1, vs. Texas A&M (12/7/09)  
 FT Made: 5 vs. USW (12/2/09)  
 Assists: 2 vs. Cameron (11/13/09)  
 Rebounds: 8 vs. OSU (11/21/09)  
 Steals: 1, last vs. ULM (12/13/09)  
 Blocks: 1, last vs. Texas A&M (12/7/09)  
 Minutes: 29 vs. UTA (11/18/09)



Opponent	Date	gs	min	Total		3-Pointers		Free throws		Rebounds				pf	a	t/o	blk	stl	pts	avg
				fg-fga	pct	3fg-fga	pct	ft-fga	pct	off	def	tot	avg							
CAMERON	11/13/09		16	2-5	.400	0-1	.000	0-0	.000	1	1	2	2.0	1	2	0	0	0	4	4.0
at UT Arlington	11/18/09		29	6-12	.500	0-2	.000	2-4	.500	1	3	4	3.0	4	0	0	1	0	14	9.0
at Oklahoma State	11/21/09		13	3-8	.375	0-2	.000	0-1	.000	3	5	8	4.7	2	1	0	0	1	6	8.0
JACKSON STATE	11/24/09		11	1-1	1.000	0-0	.000	4-4	1.000	0	1	1	3.8	0	0	0	0	0	6	7.5
at Boise State	11/28/09		7	3-5	.600	1-1	1.000	0-0	.000	0	1	1	3.2	1	0	0	0	0	7	7.4
UNIVERSITY OF THE SO	12/02/09	*	22	6-10	.600	0-1	.000	5-5	1.000	1	1	2	3.0	2	1	1	0	1	17	9.0
at Rice	12/05/09	*	11	1-6	.167	0-0	.000	0-0	.000	2	1	3	3.0	0	0	0	0	0	2	8.0
at Texas A&M	12/07/09		9	1-4	.250	1-2	.500	0-0	.000	1	0	1	2.8	0	0	0	1	0	3	7.4
ULM	12/13/09		6	0-2	.000	0-1	.000	0-0	.000	0	2	2	2.7	2	0	2	0	1	0	6.6
FIU	12/20/09		15	1-5	.200	0-1	.000	0-0	.000	3	4	7	3.1	0	0	1	0	0	2	6.1
Totals		2	139	24-58	.414	2-11	.182	11-14	.786	12	19	31	3.1	12	4	4	2	3	61	6.1

Games played: 10  
 Minutes/game: 13.9  
 Points/game: 6.1  
 FG Pct: 41.4  
 3FG Pct: 18.2  
 FT Pct: 78.6

Rebounds/game: 3.1  
 Assists/game: 0.4  
 Turnovers/game: 0.4  
 Assist/turnover ratio: 1.0  
 Steals/game: 0.3  
 Blocks/game: 0.2



**33 TYLER HALL**

6-2 • 175 • So. • G • HS • Pampa, Texas (Pampa HS)

4 pts in 3 minutes vs. USW ... Recorded a steal in 1 minute of play vs Cameron ... High School: A multi-sport standout at Pampa High School, Hall averaged 22 points, 6 rebounds and 5 assists per game as a senior ... Was named an all-district performer in each of his last two seasons, and was once named to the all-region team ... Scored a career-high double-double with 42 points and 11 rebounds in a single game ... Also lettered in track, where he qualified for regionals in the long jump ... Participated in the Faith 7 Texas vs. Oklahoma All-Star game ... Has two brothers, Brodie and Clayton ... Born on August 29, 1988 to Kitty and Terry Hall.

**CAREER HIGHS**

Points: 4 vs. USW (12/2/09)  
 FG Made: 1 vs. USW (12/2/09)  
 3-FG Made: -  
 FT Made: 2 vs. USW (12/2/09)  
 Assists: 1 vs. USW (12/2/09)  
 Rebounds: -  
 Steals: 1 vs. Cameron (11/13/09)  
 Blocks: -  
 Minutes: 3 vs. USW (12/2/09)



Opponent	Date	gs	min	Total		3-Pointers		Free throws		Rebounds				pf	a	t/o	blk	stl	pts	avg	
				fg-fga	pct	3fg-fga	pct	ft-fta	pct	off	def	tot	avg								
CAMERON	11/13/09		1	0-1	.000	0-0	.000	0-0	.000	0	0	0	0.0	0	0	0	0	1	0	0.0	
UNIVERSITY OF THE SO	12/02/09		3	1-1	1.000	0-0	.000	2-2	1.000	0	0	0	0.0	0	1	0	0	0	4	2.0	
Totals			0	4	1-2	.500	0-0	.000	2-2	1.000	0	0	0	0.0	0	1	0	0	1	4	2.0

Games played: 2  
 Minutes/game: 2.0  
 Points/game: 2.0  
 FG Pct: 50.0  
 FT Pct: 100.0

Assists/game: 0.5  
 Assist/turnover ratio: 99.9  
 Steals/game: 0.5

**42 CAMERON SPENCER**

6-7 • 264 • Jr. • F • SQ • Orange, Texas (Southern Methodist)

Career high 2 assists and a block vs ULM ... Solid 5 pts on 2-3 shooting vs. USW ... Game and career-high 8 rebounds at Boise State ... Tallied a jumper and a block vs. Jackson State ... Scored a bucket vs Cameron in his first action at NT ... Sat out the 2008-09 season due to NCAA transfer rules ... At SMU he played in 41 games over two years, hitting 53.6 percent from the floor ... Was the first signee for SMU head coach Matt Doherty ... He also tallied 6 blocks and 6 steals to go with 5 assists and 9-of-17 (52.9 percent) shooting on the year.

**CAREER HIGHS**

Points: 5 vs. USW (12/2/09)  
 FG Made: 2 vs. USW (12/2/09)  
 3-FG Made: -  
 FT Made: 1 vs. USW (12/2/09)  
 Assists: 2 vs. ULM (12/13/09)  
 Rebounds: 8 vs. Boise St. (11/28/09)  
 Steals: 1, last vs. ULM (12/13/09)  
 Blocks: 1, last vs. Boise St. (11/28/09)  
 Minutes: 19 vs. Boise St. (11/28/09)



Opponent	Date	gs	min	Total		3-Pointers		Free throws		Rebounds				pf	a	t/o	blk	stl	pts	avg
				fg-fga	pct	3fg-fga	pct	ft-fga	pct	off	def	tot	avg							
CAMERON	11/13/09		5	1-2	.500	0-0	.000	0-0	.000	1	0	1	1.0	0	1	0	0	0	2	2.0
at UT Arlington	11/18/09		6	0-0	.000	0-0	.000	0-0	.000	0	1	1	1.0	0	0	2	0	0	0	1.0
at Oklahoma State	11/21/09		1	0-1	.000	0-0	.000	0-0	.000	0	0	0	0.7	1	0	0	0	0	0	0.7
JACKSON STATE	11/24/09		3	1-2	.500	0-0	.000	0-0	.000	0	1	1	0.8	0	0	0	1	0	2	1.0
at Boise State	11/28/09		19	1-2	.500	0-0	.000	0-0	.000	3	5	8	2.2	0	1	1	1	0	2	1.2
UNIVERSITY OF THE SO	12/02/09		14	2-3	.667	0-0	.000	1-2	.500	1	3	4	2.5	0	0	0	0	1	5	1.8
at Rice	12/05/09		6	0-0	.000	0-0	.000	0-0	.000	0	1	1	2.3	0	0	0	0	0	0	1.6
at Texas A&M	12/07/09		6	1-2	.500	0-0	.000	0-0	.000	1	2	3	2.4	3	0	0	0	1	2	1.6
ULM	12/13/09		6	0-0	.000	0-0	.000	0-0	.000	0	1	1	2.2	2	2	0	0	1	0	1.4
Totals		0	66	6-12	.500	0-0	.000	1-2	.500	6	14	20	2.2	6	4	3	2	3	13	1.4

Games played: 9  
 Minutes/game: 7.3  
 Points/game: 1.4  
 FG Pct: 50.0  
 FT Pct: 50.0

Rebounds/game: 2.2  
 Assists/game: 0.4  
 Turnovers/game: 0.3  
 Assist/turnover ratio: 1.3  
 Steals/game: 0.3  
 Blocks/game: 0.2

# NORTH TEXAS vs. SOUTHEASTERN LOUISIANA

# 6-4 OVERALL, 1-1 SUN BELT WEST

## 2009-10 SEASON STATS TEAM/INDIVIDUAL

RECORD:	OVERALL	HOME	AWAY	NEUTRAL
ALL GAMES	6-4	4-1	2-3	0-0
CONFERENCE	1-1	1-1	0-0	0-0
NON-CONFERENCE	5-3	3-0	2-3	0-0

##	Player	gp-gs	min	avg	Total		3-Point		F-Throw		Rebounds				pf	dq	a	to	blk	stl	pts	avg
					fg-fga	fg%	3fg-fga	3fg%	ft-fa	ft%	off	def	tot	avg								
10	White, Josh	10-10	362	36.2	48-95	.505	20-42	.476	47-59	.797	7	21	28	2.8	13	0	45	32	0	2	163	16.3
25	Tramiel, Eric	9-9	275	30.6	38-76	.500	6-20	.300	22-40	.550	13	32	45	5.0	32	4	7	16	7	8	104	11.6
14	Thompson, Tristan	10-9	237	23.7	29-75	.387	16-34	.471	26-33	.788	7	25	32	3.2	17	0	14	16	0	4	100	10.0
04	Odufuwa, George	10-9	302	30.2	35-62	.565	0-0	.000	30-52	.577	33	69	102	10.2	24	0	10	27	15	8	100	10.0
23	Thomas, Richard	10-8	225	22.5	22-56	.393	13-36	.361	16-20	.800	5	17	22	2.2	29	1	12	21	5	5	73	7.3
01	Johnson, Dominique	4-0	60	15.0	8-19	.421	3-8	.375	8-10	.800	0	7	7	1.8	6	0	9	4	1	3	27	6.8
30	Holmen, Jacob	10-2	139	13.9	24-58	.414	2-11	.182	11-14	.786	12	19	31	3.1	12	0	4	4	2	3	61	6.1
20	Mangrum, Collin	8-0	111	13.9	16-34	.471	5-18	.278	9-11	.818	0	8	8	1.0	16	0	1	4	3	4	46	5.8
21	Shorter, Shannon	10-3	164	16.4	14-35	.400	1-9	.111	16-22	.727	10	21	31	3.1	19	1	14	14	0	4	45	4.5
33	Hall, Tyler	2-0	4	2.0	1-2	.500	0-0	.000	2-2	1.000	0	0	0	0.0	0	0	1	0	0	1	4	2.0
12	Goff, Nick	2-0	4	2.0	1-2	.500	0-0	.000	2-2	1.000	1	1	2	1.0	0	0	1	1	0	0	4	2.0
03	Williams, Alzee	10-0	102	10.2	5-21	.238	1-10	.100	4-6	.667	1	8	9	0.9	10	0	1	5	2	2	15	1.5
42	Spencer, Cameron	9-0	66	7.3	6-12	.500	0-0	.000	1-2	.500	6	14	20	2.2	6	0	4	3	2	3	13	1.4
15	Knox, Ben	6-0	19	3.2	2-2	1.000	0-0	.000	0-2	.000	3	1	4	0.7	2	0	1	2	1	0	4	0.7
11	Matlock, Antwone	2-0	5	2.5	0-3	.000	0-3	.000	0-0	.000	0	1	1	0.5	1	0	0	0	0	0	0	0.0
Team											17	20	37				2					
Total.....		10	2075		249-552	.451	67-191	.351	194-275	.705	115	264	379	37.9	187	6	124	151	38	47	759	75.9
Opponents.....		10	2076		262-618	.424	57-177	.322	140-195	.718	124	235	359	35.9	224	-	108	129	41	66	721	72.1

TEAM STATISTICS	NT	OPP	Date	Opponent	Score	Att.
SCORING	759	721	11/13/09	CAMERON	W 80-62	1524
Points per game	75.9	72.1	11/18/09	at UT Arlington	Wo2 101-99	1404
Scoring margin	+3.8	-	11/21/09	at Oklahoma State	L 68-82	10888
FIELD GOALS-ATT	249-552	262-618	11/24/09	JACKSON STATE	W 68-58	2164
Field goal pct	.451	.424	11/28/09	at Boise State	L 73-79	2650
3 POINT FG-ATT	67-191	57-177	12/02/09	UNIVERSITY OF THE SOUTHWEST	W 91-62	1677
3-point FG pct	.351	.322	12/05/09	at Rice	W 64-62	1490
3-pt FG made per game	6.7	5.7	12/07/09	at Texas A&M	L 65-75	6366
FREE THROWS-ATT	194-275	140-195	* 12/13/09	ULM	W 79-62	1412
Free throw pct	.705	.718	* 12/20/09	FIU	Lot 70-80	2327
F-Throws made per game	19.4	14.0	* - Conference game			
REBOUNDS	379	359				
Rebounds per game	37.9	35.9				
Rebounding margin	+2.0	-				
ASSISTS	124	108				
Assists per game	12.4	10.8				
TURNOVERS	151	129				
Turnovers per game	15.1	12.9				
Turnover margin	-2.2	-				
Assist/turnover ratio	0.8	0.8				
STEALS	47	66				
Steals per game	4.7	6.6				
BLOCKS	38	41				
Blocks per game	3.8	4.1				
ATTENDANCE	9104	22798				
Home games-Avg/Game	5-1821	5-4560				
Neutral site-Avg/Game	-	0-0				

Score by Periods	1st	2nd	OT	OT2	Totals
North Texas	342	395	15	7	759
Opponents	344	347	25	5	721

**2009-10 SEASON STATS TEAM GAME-BY-GAME**

Opponent	Date	Score		Total		3-Pointers		Free throws		Rebounds				pf	a	t/o	blk	stl	pts	avg
				fg-fga	pct	3fg-fga	pct	ft-fga	pct	off	def	tot	avg							
CAMERON	11/13/09	80-62	W	24-57	.421	8-22	.364	24-33	.727	17	33	50	50.0	14	13	15	2	2	80	80.0
at UT Arlington	11/18/09	101-99	Wot	27-57	.474	3-15	.200	44-57	.772	10	36	46	48.0	27	13	22	5	7	101	90.5
at Oklahoma State	11/21/09	68-82	L	24-58	.414	5-16	.313	15-18	.833	12	24	36	44.0	19	11	13	4	2	68	83.0
JACKSON STATE	11/24/09	68-58	W	22-50	.440	4-14	.286	20-28	.714	6	30	36	42.0	20	10	14	7	6	68	79.2
at Boise State	11/28/09	73-79	L	29-62	.468	9-22	.409	6-12	.500	11	24	35	40.6	14	15	18	3	3	73	78.0
UNIVERSITY OF THE SO	12/02/09	91-62	W	33-59	.559	8-19	.421	17-24	.708	12	29	41	40.7	16	14	11	2	7	91	80.2
at Rice	12/05/09	64-62	W	18-48	.375	8-22	.364	20-26	.769	7	26	33	39.6	16	8	12	1	3	64	77.9
at Texas A&M	12/07/09	65-75	L	23-54	.426	4-16	.250	15-22	.682	14	17	31	38.5	21	14	14	4	7	65	76.2
ULM	12/13/09	79-62	W	28-49	.571	8-15	.533	15-25	.600	10	23	33	37.9	21	17	18	4	7	79	76.6
FIU	12/20/09	70-80	Lot	21-58	.362	10-30	.333	18-30	.600	16	22	38	37.9	19	9	14	6	3	70	75.9
North Texas		759		249-552	.451	67-191	.351	194-275	.705	115	264	379	37.9	187	124	151	38	47	759	75.9
Opponents		721		262-618	.424	57-177	.322	140-195	.718	124	235	359	35.9	224	108	129	41	66	721	72.1

Games played: 10  
 Points/game: 75.9  
 FG Pct: 45.1  
 3FG Pct: 35.1  
 FT Pct: 70.5

Rebounds/game: 37.9  
 Assists/game: 12.4  
 Turnovers/game: 15.1  
 Assist/turnover ratio: 0.8  
 Steals/game: 4.7  
 Blocks/game: 3.8

**NORTH TEXAS vs. SOUTHEASTERN LOUISIANA**

**6-4 OVERALL, 1-1 SUN BELT WEST**



**CAMERON 62 at NORTH TEXAS 80**  
The Super Pit • Denton, Texas • 11/13/09

North Texas (1-0)	FG-A	3G-A	FT-A	O	D	T	PF	Pts	A	TO	B	S	Min.		
04 Odufuwa, George.....	f	.4	.10	.0	.0	.4	.7	.6	.18	.24	.0	.12	1.3	2.1	29
25 Tramiel, Eric.....	f	.3	.7	.0	.1	.5	.8	.4	.3	.7	.3	.11	2.3	0.0	29
10 White, Josh.....	g	.6	.9	.5	.6	.2	.3	1.3	.4	.2	.19	.4	.2	.0	30
14 Thompson, Tristan.....	g	.1	.3	.0	.2	.3	.4	1.2	.2	.3	1.5	.0	1.0	.0	16
21 Shorter, Shannon.....	g	.0	.3	.0	.2	.2	.2	.0	.2	.0	.2	.2	.2	.0	21
03 Williams, Alzee.....	.1	.2	.0	.1	.0	.0	.0	1.1	1.1	2.0	.0	.0	0.0	.0	14
11 Matlock, Antwone.....	.0	1.0	.0	1.0	.0	.0	.0	1.0	1.0	1.0	.0	.0	0.0	.0	1
12 Goff, Nick.....	.0	.0	.0	.0	.2	.2	.0	.0	.0	.0	.2	.0	1.0	.0	1
15 Knox, Ben.....	.0	.0	.0	.0	.0	.0	.0	1.0	1.0	1.0	.0	.0	0.0	.0	1
20 Mangrum, Collin.....	.3	.7	.1	.3	.2	.2	.0	.0	.0	.2	.9	.0	0.0	.0	12
23 Thomas, Richard.....	.3	.7	.2	.5	.4	.5	.0	1.1	1.1	.3	1.2	1.3	.0	.0	24
30 Holmen, Jacob.....	.2	.5	.0	1.0	.0	.0	1.1	1.2	1.4	2.0	.0	.0	0.0	.0	16
33 Hall, Tyler.....	.0	1.0	.0	0.0	.0	.0	0.0	0.0	0.0	0.0	0.0	0.0	0.1	1	1
42 Spencer, Cameron.....	.1	.2	.0	.0	.0	.0	1.0	0.1	0.0	2.1	1.0	.0	0.0	.0	5
TEAM.....							2	2	4						
Totals.....	24	57	8	22	24	33	17	33	50	14	80	13	15	2	2

Cameron (0-1)	FG-A	3G-A	FT-A	O	D	T	PF	Pts	A	TO	B	S	Min.			
13 GLASGOW, Kallan.....	f	.3	.6	.0	.1	.2	.4	1.4	.4	.5	1.8	.4	.2	1.0	31	
30 BURKE, Jamaar.....	f	.0	.0	.0	.0	.0	.0	0.0	0.0	0.0	0.0	0.0	0.1	1	11	
01 MORGAN, Greg.....	g	.0	.4	.0	.0	.0	.0	2.0	.2	1.0	.3	.0	.0	.1	19	
05 EILAND, Dernoado.....	g	.5	.16	.3	.11	.0	.0	1.1	.2	.4	13	.0	1.0	1.0	29	
20 WILLIAMS, Jacques.....	g	.6	.16	.5	.12	1.1	1.1	1.2	.4	18	2.3	.0	3.3	.0	29	
02 JEWELL, Paul.....	.0	.0	.0	.0	.0	.0	.0	0.0	0.0	0.0	0.0	0.0	0.0	.0	1	
03 VUKADINOVIC, Nikola.....	.0	.2	.0	.2	.0	.0	.0	0.0	0.0	1.0	0.0	1.0	0.0	.0	7	
12 GEIGER, Bryce.....	.0	.0	.0	.0	1.2	.0	.0	0.0	0.0	1.0	0.0	1.0	0.0	.0	1	
22 FARNSWORTH, Nick.....	.0	.0	.0	.0	.0	.0	.0	0.0	0.0	1.0	0.0	0.0	0.0	.0	1	
14 MURRAY, Nathan.....	.5	.11	.0	1.0	.0	.0	.2	4.6	2.2	10	0.1	1.0	0.0	.0	27	
33 GARNER, Milton.....	.2	.5	.2	.5	.0	.3	1.5	.6	1.6	1.1	1.1	.0	2.2	.0	29	
40 DAWON, Terry.....	.3	.6	.0	.0	.0	.0	2.2	4.4	4.6	0.0	0.0	0.0	0.0	.0	15	
TEAM.....							2	4	6							
Totals.....	24	67	10	32	4	10	12	21	33	24	62	10	11	2	8	202

	1st	2nd	Tot	FG%	3FG%	FT%	FBR	Paint	P-TO	2nd	Bnch
North Texas	44	36	80	42.1	36.4	72.7	8	26	10	12	31
Cameron	29	33	62	35.8	31.3	40.0	2	20	10	16	23

Officials: David Stevens, Kyle Ingram, Bobby Jacobs  
Attendance: 1,524



**NORTH TEXAS 101 at UT ARLINGTON 99 (2OT)**  
Texas Hall • Arlington, Texas • 11/18/09

North Texas (2-0)	FG-A	3G-A	FT-A	O	D	T	PF	Pts	A	TO	B	S	Min.			
04 Odufuwa, George.....	*.4	.4	.0	.0	.8	10	11	3	16	1	4	3	3	44		
10 White, Josh.....	*.9	14	.2	4	15	18	2	5	7	1	35	4	7	0	46	
14 Thompson, Tristan.....	*.1	.5	.0	.0	.7	9	1	3	4	4	9	3	3	0	25	
21 Shorter, Shannon.....	*.3	.8	.0	.2	.5	7	2	2	4	3	11	2	1	0	1	28
25 Tramiel, Eric.....	*.1	.3	.0	.1	.3	3	0	3	3	5	0	0	0	1	20	
01 Johnson, Dominique.....	.1	.5	.0	.2	1	2	0	1	1	2	3	3	1	0	1	15
03 Williams, Alzee.....	.1	.2	.0	1	3	4	1	1	2	4	5	0	1	0	1	23
23 Thomas, Richard.....	.1	4	1	3	0	0	0	2	2	1	3	0	1	1	0	14
30 Holmen, Jacob.....	.6	12	.0	2	2	4	1	3	4	4	14	0	0	1	0	29
42 Spencer, Cameron.....	.0	.0	.0	.0	.0	.0	0.0	0.1	1.0	0.0	0.0	0.0	2.0	0	6	
TEAM.....							2	5	7				2			
Totals.....	27	57	3	15	44	57	10	36	46	27	101	13	22	5	7	251

UT Arlington (1-1)	FG-A	3G-A	FT-A	O	D	T	PF	Pts	A	TO	B	S	Min.				
00 Haynes, Marquez.....	*.10	.27	1	.5	.8	11	1	6	7	4	29	4	1	1	1	42	
04 Moffitt, Tommy.....	*.5	11	.2	3	2	2	4	5	3	8	3	14	0	2	1	1	40
23 Long, Brandon.....	*.9	20	.3	.8	.7	.8	3	5	8	4	28	3	2	1	2	42	
31 Reed, LaMarcus.....	*.6	12	.0	2	3	4	1	3	4	3	15	2	3	0	2	37	
55 Reves, Jordan.....	*.0	1	.0	0	0	0	0	1	1	5	0	0	0	1	1	15	
02 Gentry, Dwight.....	.0	.0	.0	.0	.0	.0	0.0	1.1	1.3	3	0	1	0	0	1	15	
10 David, J.D.....	.0	.3	.0	.0	.0	.0	0.0	0.0	0.0	5	0	0	1	0	0	16	
12 Miller, Jon.....	.2	.5	1	3	2	2	0	0	0	4	7	0	3	0	1	17	
20 Williams, Armani.....	1	2	.0	0	0	0	0	0	0	2	2	0	0	0	0	4	
24 Awange, Ishmael.....	.1	2	.0	0	0	1	2	1	3	2	2	0	2	2	0	15	
25 Catlett, Cameron.....	.1	1	.0	0	0	0	2	1	3	1	2	3	2	0	1	18	
TEAM.....							2	4	6								
Totals.....	35	84	7	21	22	30	16	25	41	36	99	13	16	6	10	250	

	1st	2nd	OT	Tot	FG%	3FG%	FT%	FBR	Paint	P-TO	2nd	Bnch
North Texas	34	48	19	101	47.4	20.0	77.2	4	46	21	15	25
UTA	40	42	17	101	41.7	33.3	73.3	16	46	27	18	13

Officials: Kerry Sitton, Rodrick Sutton, Brad Gaston  
Attendance: 1,404



**NORTH TEXAS 68 at OKLAHOMA STATE 82**  
Gallagher-Iba Arena • Stillwater, Okla. • 11/21/09

North Texas (2-1)	FG-A	3G-A	FT-A	O	D	T	PF	Pts	A	TO	B	S	Min.			
04 Odufuwa, George.....	f	.4	.8	.0	.0	.3	.4	1.6	.7	1.1	1.1	.2	1.0	.0	34	
25 Tramiel, Eric.....	f	.7	14	.1	.3	1	1	0	3	3	5	16	0	0	1	32
10 White, Josh.....	g	.1	.6	.0	.3	.2	.2	0.1	1.1	1	4	5	4	0	0	35
21 Shorter, Shannon.....	g	.2	.5	.1	1	2	2	1	3	3	7	1	2	0	1	17
23 Thomas, Richard.....	g	.1	.3	.1	.3	.2	.2	1.1	1.1	2	1	5	1	1	2	21
01 Johnson, Dominique.....	.2	.6	.0	1	.5	.6	.0	.3	.3	1	9	1	0	0	0	19
03 Williams, Alzee.....	.0	.0	.0	.0	.0	.0	.0	0.0	0.0	1	0	0	1	0	0	3
14 Thompson, Tristan.....	.2	.6	1	2	0	0	3	2	5	2	5	1	2	0	0	15
20 Mangrum, Collin.....	.2	.2	1	1	0	0	0	1	1	1	5	0	1	0	0	10
30 Holmen, Jacob.....	.3	.8	.0	2	0	1	3	5	8	2	6	1	0	0	1	13
42 Spencer, Cameron.....	.0	1	.0	0	0	0	0	0	0	1	0	0	0	0	0	1
TEAM.....							2	2								
Totals.....	24	59	5	16	15	18	12	23	35	19	68	11	13	4	2	200

Oklahoma State (3-0)	FG-A	3G-A	FT-A	O	D	T	PF	Pts	A	TO	B	S	Min.				
33 Moses, Marshall.....	f	.5	.9	.0	.0	.0	1	1	8	9	3	10	2	1	1	28	
02 Muonelo, Obi.....	g	.5	13	.0	.4	.7	.8	3	4	7	4	4	1	2	32		
12 Page, Keiton.....	g	.5	10	.3	.5	.0	.0	1	1	4	13	1	0	0	0	32	
14 Penn, Ray.....	g	.1	2	.1	2	1	2	0	0	0	1	4	4	1	0	1	35
23 Anderson, James.....	g	.8	13	.3	.5	.6	.7	1	8	9	1	25	1	0	1	1	34
01 Shaw, Jarred.....	.0	0	.0	0	.0	.0	.0	0.0	0.0	1	0	0	0	1	0	1	
07 Gulley, Fred.....	.0	1	.0	0	0	0	0	0	3	3	1	0	2	0	0	19	
31 Pilgrim, Matt.....	.4	.5	.0	0	1	2	1	1	2	4	9	0	3	2	0	13	
32 Franklin, Roger.....	.2	.3	.0	1	0	0	0	0	0	1	4	0	0	0	0	6	
TEAM.....							1	1	2								
Totals.....	30	56	7	17	15	20	7	26	33	18	82	14	9	6	4	200	

	1st	2nd	Tot	FG%	3FG%	FT%	Paint	P-TO	2nd	Break	Bench
North Texas	32	36	68	40.7	31.3	83.3	28	10	10	2	25
OSU	44	38	82	53.6	41.2	75.0	26	17	6	10	13

Officials: Ed Hightower, Randy Heimerman, John Moore  
Attendance: 10,888



**JACKSON STATE 58 at NORTH TEXAS 68**  
The Super Pit • Denton, Texas • 11/24/09

North Texas (3-1)	FG-A	3G-A	FT-A	O	D	T	PF	Pts	A	TO	B	S	Min.				
04 Odufuwa, George.....	f	.4	.8	.0	.0	.3	.7	4	7	11	2	11	0	1	2	36	
25 Tramiel, Eric.....	f	.6	.9	.0	.1	.3	.5	1	4	5	5	15	0	3	2	1	29
10 White, Josh.....	g	.0	.5	.0	.2	.4	.4	1	3	4	0	4	4	4	0	1	32
14 Thompson, Tristan.....	g	.1	.7	.0	1	3	4	0	2	2	1	5	3	2	0	0	21
23 Thomas, Richard.....	g	.3	.5	.2	.3	.3	.4	0	3	3	4	11	1	0	0	0	26



# NORTH TEXAS vs. SOUTHEASTERN LOUISIANA

# 6-4 OVERALL, 1-1 SUN BELT WEST



## NORTH TEXAS 73 at BOISE STATE 79

Taco Bell Arena • Boise, Idaho • 11/28/09

North Texas (3-2)	FG-A	3G-A	FTA	O	D	T	PF	Pts	A	TO	B	S	Min.			
04 Odufuwa, George.....	f	2	4	0	0	1	2	2	2	4	3	5	3	3	0	17
25 Tramiel, Eric.....	f	5	8	2	3	2	5	0	4	4	3	14	1	2	1	33
10 White, Josh.....	g	9	16	3	7	2	2	0	3	3	2	23	6	3	0	34
14 Thompson, Tristan.....	g	2	7	2	4	1	2	0	4	4	1	7	1	1	0	24
23 Thomas, Richard.....	g	3	11	1	6	0	0	1	1	2	2	7	2	6	1	31
03 Williams, Alzee.....	g	0	2	0	1	0	0	0	0	0	0	0	0	0	0	7
15 Knox, Ben.....	g	2	2	0	0	0	0	1	0	1	0	4	1	1	0	4
20 Mangrum, Collin.....	g	2	3	0	0	0	1	0	0	0	2	4	0	0	0	16
21 Shorter, Shannon.....	g	0	2	0	0	0	0	0	2	2	0	0	0	1	0	8
30 Holmes, Jacob.....	g	3	5	1	1	0	0	1	1	1	1	7	0	0	0	7
42 Spencer, Cameron.....	g	1	2	0	0	0	0	3	5	8	0	2	1	1	1	19
TEAM.....								4	2	6						
Totals.....		29	62	9	22	6	12	11	24	35	14	73	15	18	3	200

Boise State (4-2)	FG-A	3G-A	FTA	O	D	T	PF	Pts	A	TO	B	S	Min.			
03 Okoye, Ike.....	f	5	10	0	0	3	4	1	7	8	3	13	2	2	3	29
21 Arnold, Robert.....	f	6	12	1	2	4	5	3	2	5	0	17	1	1	1	24
50 Cunningham, Kurt.....	c	7	8	0	0	3	3	1	7	8	4	17	1	3	1	26
01 Perryman, Westly.....	g	2	4	0	0	1	2	1	0	1	2	5	3	1	0	24
24 Anderson, La'Shard.....	g	0	5	0	1	1	2	0	1	1	1	1	5	3	1	32
02 Montreal, Daequon.....	g	2	7	1	1	2	2	2	0	2	1	7	0	1	2	16
11 Thomas, Anthony.....	g	3	7	2	3	0	0	0	1	1	1	8	3	2	0	23
25 Noonan, Paul.....	g	3	7	3	4	2	2	1	6	7	0	11	2	2	1	17
32 Moritz, Zack.....	g	0	2	0	0	0	2	2	0	2	1	0	0	0	0	9
TEAM.....								1	1	2						
Totals.....		28	62	7	11	16	22	12	25	37	13	79	17	15	9	200

	1st	2nd	Tot	FG%	3FG%	FT%	Paint	P-TO	2nd	Break	Bench
North Texas	37	36	73	46.8	40.9	50.0	30	25	10	0	17
Boise State	38	41	79	45.2	63.6	72.7	40	19	15	4	26

Officials: Ruben Ramon, Kevin Brill, Jimmy Casas  
Attendance: 2,650



## UNIV. OF THE SOUTHWEST 62 at NORTH TEXAS 91

The Super Pit • Denton, Texas • 12/2/09

North Texas (4-2)	FG-A	3G-A	FTA	O	D	T	PF	Pts	A	TO	B	S	Min.			
04 Odufuwa, George.....	f	1	5	0	0	2	2	3	6	9	3	4	0	0	18	
30 Holmen, Jacob.....	f	6	10	0	1	5	5	1	1	2	2	17	1	1	0	22
10 White, Josh.....	g	9	11	2	4	1	1	0	2	2	2	21	5	1	0	32
14 Thompson, Tristan.....	g	4	8	3	5	0	1	0	4	4	0	11	1	0	0	23
23 Thomas, Richard.....	g	3	5	2	3	0	0	0	2	2	2	8	1	3	0	19
03 Williams, Alzee.....	g	0	4	0	2	1	2	0	2	2	1	1	1	1	1	16
11 Matlock, Antwone.....	g	0	2	0	2	0	0	0	1	1	0	0	0	0	0	4
12 Goff, Nick.....	g	1	2	0	0	0	0	1	1	2	0	2	1	0	0	3
15 Knox, Ben.....	g	0	0	0	0	0	0	1	0	1	1	0	0	1	0	10
20 Mangrum, Collin.....	g	2	3	1	2	2	2	0	0	1	1	4	7	1	0	15
21 Shorter, Shannon.....	g	4	5	0	0	3	7	4	6	10	1	11	2	0	0	21
33 Hall, Tyler.....	g	1	1	0	0	2	2	0	0	0	0	4	1	0	0	3
42 Spencer, Cameron.....	g	2	3	0	0	1	2	1	3	4	0	5	0	0	0	14
TEAM.....								1	1	1						
Totals.....		33	59	8	19	17	24	12	29	41	16	91	14	11	2	200

U of the Southwest (2-5)	FG-A	3G-A	FTA	O	D	T	PF	Pts	A	TO	B	S	Min.			
22 King, Aaron.....	f	2	8	0	4	3	6	0	0	0	3	7	3	3	0	25
23 Evans, Demetrius.....	f	15	19	2	2	8	9	1	1	6	7	2	40	0	3	37
24 Pope, Brandon.....	f	1	7	0	1	1	1	1	3	4	2	3	1	1	0	32
41 Fleming, Okam.....	c	1	1	0	0	0	0	0	2	2	5	2	1	3	1	17
05 Lewis, Richie.....	g	4	10	1	5	0	0	0	0	5	1	9	3	2	1	31
01 Payne, Jawaan.....	g	0	5	0	4	0	0	0	1	1	1	1	0	0	0	16
03 Voigt, Jamie.....	g	0	1	0	0	1	2	1	1	2	0	0	1	0	0	22
34 Nelson, Travone.....	g	0	1	0	0	0	0	0	0	0	0	2	0	0	0	13
50 Spring, Travis.....	g	0	1	0	0	0	0	0	0	0	2	0	0	1	0	7
TEAM.....								1	1	1						
Totals.....		23	53	3	16	13	18	4	18	22	18	62	9	14	3	200

	1st	2nd	Tot	FG%	3FG%	FT%	Paint	P-TO	2nd	Break	Bench
North Texas	50	41	91	55.9	42.1	70.8	44	22	12	12	30
USW	32	30	62	43.4	18.8	72.2	28	13	4	2	1

Officials: Jon Stigliano, Roderick Dixon, Rick Jones  
Attendance: 1,677



## NORTH TEXAS 64 at RICE 62

Tudor Fieldhouse • Houston, Texas • 12/5/09

North Texas (5-2)	FG-A	3G-A	FTA	O	D	T	PF	Pts	A	TO	B	S	Min.			
25 Tramiel, Eric.....	f	3	10	2	5	2	4	2	5	7	3	0	10	1	34	
30 Holmen, Jacob.....	f	1	6	0	0	0	0	2	1	3	0	2	0	0	0	11
10 White, Josh.....	g	2	5	1	1	9	9	0	2	2	1	14	4	3	0	38
14 Thompson, Tristan.....	g	0	4	0	3	2	2	0	0	0	2	2	0	0	0	18
23 Thomas, Richard.....	g	1	4	1	4	0	0	1	0	1	4	3	0	1	0	11
01 Johnson, Dominique.....	g	5	6	3	4	2	2	0	1	1	1	15	3	1	0	26
03 Williams, Alzee.....	g	1	2	0	0	0	0	0	1	1	0	2	0	1	0	12
04 Odufuwa, George.....	g	1	2	0	0	2	5	2	8	10	3	4	0	2	0	28
20 Mangrum, Collin.....	g	4	8	1	4	3	4	0	3	3	2	12	0	1	1	23
21 Shorter, Shannon.....	g	0	1	0	1	0	0	0	1	1	0	0	0	0	0	3
42 Spencer, Cameron.....	g	0	0	0	0	0	0	0	1	1	0	0	0	0	0	6
TEAM.....								3	3							
Totals.....		18	48	8	22	20	26	7	26	33	16	64	8	12	1	200

Rice (4-4)	FG-A	3G-A	FTA	O	D	T	PF	Pts	A	TO	B	S	Min.			
00 BRAIMOH, Suleiman.....	f	0	1	0	0	0	0	1	2	3	0	0	1	2	0	1
15 STANTON, Trey.....	c	2	6	0	2	1	2	0	4	4	3	5	0	3	0	28
03 JACKSON, Tamir.....	g	6	13	1	2	0	0	0	8	8	5	13	5	3	0	36
04 FRIZZELLE, Connor.....	g	4	10	2	8	0	0	0	0	0	1	10	2	0	0	32
33 GHORAM, Lawrence.....	g	3	7	0	0	1	3	2	0	2	3	7	1	1	1	23
01 SCHWARZE, Nate.....	g	0	0	0	0	0	0	1	0	1	0	0	0	0	0	3
05 HERNDON, Emerson.....	g	2	5	0	0	0	0	1	1	2	2	4	0	1	0	10
14 KAZEMI, Arsalan.....	g	3	10	0	0	6	7	6	5	11	4	12	2	1	2	29
20 KUIPERS, Lucas.....	g	5	9	1	3	0	0	2	2	4	3	11	0	0	0	20
22 HOLLAND, A.J.....	g	0	1	0	0	0	0	0	0	0	1	0	1	0	0	11
TEAM.....								1	4	5						
Totals.....		25	62	4	15	8	12	14	26	40	22	62	12	11	3	200

	1st	2nd	Tot	FG%	3FG%	FT%	Paint	P-TO	2nd	Break	Bench
North Texas	32	32	64	37.5	36.4	76.9	16	13	11	2	33
Rice	27	35	62	40.3	2						

# NORTH TEXAS vs. SOUTHEASTERN LOUISIANA

# 6-4 OVERALL, 1-1 SUN BELT WEST



ULM 62 at NORTH TEXAS 79  
The Super Pit • Denton, Texas • 12/13/09

North Texas (6-3, 1-0 SBC)		FG-A	3G-A	FT-A	O	D	T	PF	Pts	A	TO	B	S	Min.				
04	Odufuwa, George	f	4	7	0	0	5	9	5	4	9	2	13	3	3	3	0	33
25	Tramiel, Eric	f	7	9	0	0	2	4	2	3	5	2	16	0	2	1	3	28
10	White, Josh	g	4	6	4	5	3	4	1	1	2	2	15	5	3	0	0	37
14	Thompson, Tristan	g	7	8	4	4	2	2	0	3	3	2	20	1	3	0	1	32
23	Thomas, Richard	g	3	6	0	1	3	4	1	1	2	3	9	3	3	0	0	23
03	Williams, Alzee	.....	0	4	0	1	0	0	0	0	0	0	0	0	0	0	0	4
15	Knox, Ben	.....	0	0	0	0	0	2	0	1	1	0	0	0	0	0	0	1
20	Mangrum, Collin	.....	0	3	0	2	0	0	0	0	1	1	0	0	0	1	0	11
21	Shorter, Shannon	.....	3	4	0	1	0	0	0	4	4	5	6	3	1	0	1	19
30	Holmen, Jacob	.....	0	2	0	1	0	0	0	2	2	2	0	0	2	0	1	6
42	Spencer, Cameron	.....	0	0	0	0	0	0	0	1	1	2	0	2	0	0	1	6
TEAM		.....	1	2	3	.....	1	2	3	.....	1	2	3	.....	1	2	3	.....
Totals		.....	28	49	8	15	15	25	10	23	33	21	79	17	18	4	7	200

Warhawks (3-6, 0-1 SBC)		FG-A	3G-A	FT-A	O	D	T	PF	Pts	A	TO	B	S	Min.				
03	Turner, Rudy	f	1	1	0	0	1	2	1	2	3	4	3	1	4	0	0	10
22	Gilbert, Lawrence	f	3	9	2	7	2	2	0	1	1	3	10	0	1	1	0	17
00	Hooper, Tony	g	4	11	2	6	0	0	3	0	3	4	10	0	3	0	1	33
05	Forbes, Dnylle	g	2	7	0	4	0	0	1	2	3	1	4	1	0	0	1	18
24	Hill, Jarvis	g	1	4	0	1	3	3	1	0	1	1	5	0	1	0	2	28
01	Fuselier, Warren	.....	3	6	0	0	0	0	0	0	0	0	6	1	0	0	1	15
02	Carr, Colby	.....	1	5	0	0	0	0	2	0	2	0	2	0	1	0	2	12
13	Sykes, Tommie	.....	3	5	0	0	7	10	4	5	9	2	13	1	5	0	1	29
23	Thomas, Malcolm	.....	2	6	1	3	1	2	1	2	3	2	6	0	2	0	0	13
41	Ribeiro, Fabio	.....	0	2	0	0	0	0	0	2	2	2	0	0	1	0	0	14
45	Burt, Rory	.....	1	2	0	0	1	2	3	3	3	6	3	3	0	0	1	11
TEAM		.....	1	2	3	.....	1	2	3	.....	1	2	3	.....	1	2	3	.....
Totals		.....	21	58	5	21	15	21	17	17	34	22	62	4	18	2	8	200

	1st	2nd	Tot	FG%	3FG%	FT%	Paint	P-TO	2nd	Break	Bench
North Texas	35	44	79	57.1	53.3	60.0	36	24	12	9	6
ULM	33	29	62	36.2	23.8	71.4	22	19	13	6	30

Officials: Curtis Shaw, JB Caldwell, Rick Randall  
Attendance: 1,412



FIU 80 at NORTH TEXAS 70 (OT)  
The Super Pit • Denton, Texas • 12/20/09

North Texas (6-4, 1-1 SBC)		FG-A	3G-A	FT-A	O	D	T	PF	Pts	A	TO	B	S	Min.				
04	Odufuwa, George	f	6	7	0	0	0	2	4	4	8	4	12	0	2	4	1	32
25	Tramiel, Eric	f	0	5	0	2	0	0	3	2	3	5	1	0	1	1	1	39
10	White, Josh	g	3	10	2	6	5	10	0	1	1	1	13	3	2	0	0	40
14	Thompson, Tristan	g	8	19	6	11	5	6	1	3	4	4	27	2	2	0	0	37
23	Thomas, Richard	g	3	6	2	5	2	3	1	2	3	5	10	0	2	0	1	25
03	Williams, Alzee	.....	0	2	0	2	0	0	0	1	1	1	0	0	0	0	1	10
15	Knox, Ben	.....	0	0	0	0	0	0	0	0	0	0	0	0	0	0	0	0
20	Mangrum, Collin	.....	0	2	0	2	2	2	0	2	2	0	2	0	0	0	0	9
21	Shorter, Shannon	.....	0	2	0	1	4	4	2	1	3	3	4	3	4	0	1	18
30	Holmen, Jacob	.....	1	5	0	1	0	0	0	3	4	7	0	2	0	1	0	15
TEAM		.....	3	1	4	.....	3	1	4	.....	3	1	4	.....	3	1	4	.....
Totals		.....	21	58	10	30	18	30	16	22	38	19	70	9	14	6	3	225

FIU (4-10, 1-1 SBC)		FG-A	3G-A	FT-A	O	D	T	PF	Pts	A	TO	B	S	Min.				
11	Roberts, Marvin	f	7	21	0	5	4	5	2	3	5	2	18	0	1	0	1	37
21	Essola, Cedric	f	3	5	0	0	0	1	2	1	3	4	6	0	0	0	1	15
34	Bright, Marlon	f	6	11	1	1	0	0	5	5	10	5	13	1	3	0	1	37
01	Watson, Antoine	g	4	7	3	3	4	4	2	4	6	5	15	1	2	0	1	22
03	Russell, Tremayne	g	0	1	0	0	2	2	0	2	2	3	2	1	0	0	0	15
02	Weaver, Stephon	.....	1	4	0	1	0	0	1	1	2	2	2	2	1	0	1	31
04	Gary, Phil	.....	3	5	0	0	0	0	1	0	1	4	6	3	1	0	3	28
05	Kee, Martavis	.....	0	0	0	0	0	0	0	0	0	0	0	0	0	0	0	7
10	Otero, JC	.....	6	12	2	7	4	5	2	10	12	3	18	0	1	3	2	33
TEAM		.....	6	4	10	.....	6	4	10	.....	6	4	10	.....	6	4	10	.....
Totals		.....	30	66	6	17	14	17	21	30	51	28	80	9	9	3	10	225

	1st	2nd	OT	Tot	FG%	3FG%	FT%	FBR	Paint	P-TO	2nd	Bnch
North Texas	23	44	3	70	36.2	33.3	60.0	8	18	9	11	8
FIU	38	29	13	80	45.5	35.3	82.4	10	30	16	12	26

Officials: David Hall, Curtis Shaw, Mark Whitehead  
Attendance: 2,327