



NORTH TEXAS BASKETBALL

Stephen Howard, Asst. Director Media Relations
 Office: 940.369.8548 • Cell: 817.793.5199
 stephen.howard@unt.edu • meangreensports.com

2009-10 SCHEDULE

NOVEMBER

13	Cameron	7 p.m.
18	at UT Arlington	7 p.m.
21	at Oklahoma State	1 p.m.
24	Jackson State	7 p.m.
28	at Boise State	8 p.m.

DECEMBER

2	Univ. of the Southwest	12 p.m.
5	at Rice	2 p.m.
7	at Texas A&M	7 p.m.
13	ULM*	3 p.m.
20	Florida International*	3 p.m.
22	Southeastern Louisiana	7 p.m.
28	Texas Southern	7 p.m.
31	at UALR*	4:30 p.m.

JANUARY

2	at Arkansas State*	7 p.m.
7	at Louisiana-Lafayette*	7 p.m.
9	New Orleans*	7 p.m.
14	at Troy*	7 p.m.
16	Arkansas State*	7 p.m.
21	South Alabama*	7 p.m.
28	at Western Kentucky*	7 p.m.
30	at Middle Tennessee*	7 p.m.

FEBRUARY

4	Florida Atlantic*	7 p.m.
6	at Florida International*	1 p.m.
11	at New Orleans*	7 p.m.
13	Denver*	7 p.m.
15	at Houston Baptist	6 p.m.
20	UALR*	3 p.m.
25	Louisiana-Lafayette*	7 p.m.
27	at ULM*	1 p.m.

MARCH

6-9	Sun Belt Tournament%	TBA
-----	----------------------	-----

% Tournament held in Hot Springs, Ark.

* Sun Belt Conference Game

All times Central

EXHIBITION WITH NEWMAN TIPS OFF 09-10 SEASON



vs. Newman University - 0-0, 0-0 Heartland (Division-II)
 Wednesday, Nov. 11, 2009 • 7:00 p.m. CST
 The Super Pit (10,500) • Denton, Texas
 TV: None
 Radio: KNTU (88.1-FM Denton) • Hank Dickenson (PBP)
 Live Stats & Webcast: meangreensports.com
 Series: First Meeting

On Tap

North Texas tips off the 2009-10 season with an exhibition match-up against Newman University. The Mean Green was picked to win the Sun Belt West Division in the pre-season coaches poll, and by nearly every preseason publication. The Jets will be playing just their second NCAA Division I opponent when they venture into the Super Pit. Newman fell to cross-town Wichita State, 81-69, on Saturday night.

What To Watch For

- Eric Tramiel was named to the first-team and Josh White earned second-team honors on the Preseason All-Sun Belt Conference squads. Tramiel led the squad in scoring, rebounding and field goal percentage, while White ranked second in the NCAA in free throw percentage.

- NT plays up-tempo basketball, and the results speak for themselves. North Texas has ranked no lower than 34th in the NCAA in scoring in each of the last four seasons.

NEWMAN JETS probable starters

Pos	No	Name	Ht	Wt	Yr	Hometown	Pts, Reb, Other
G	11	Jake Darby	6-0	170	So.	Olathe, Kan.	-
G	34	Terrell Northington	6-0	180	Sr.	Detroit, Mich.	-
G	15	Chip Steven	6-1	200	Jr.	Derby, Kan.	-
F	23	Jaray Mathews	6-5	210	Sr.	Fort Worth, Texas	-
F	33	Justin Berry	6-6	200	Jr.	Lytle, Texas	-

NORTH TEXAS MEAN GREEN probable starters

Pos	No	Name	Ht	Wt	Yr	Pts	Pts, Reb, Other
G	1	Dominique Johnson	5-10	162	Sr.	Kansas City, Mo.	-
G	10	Josh White	5-10	175	Jr.	Baton Rouge, La.	-
G	14	Tristan Thompson	6-5	190	Jr.	Angleton, Texas	-
F	25	Eric Tramiel	6-7	230	Sr.	Shreveport, La.	-
F	4	George Odufwa	6-8	240	Jr.	Dallas	-

NORTH TEXAS off the bench

Pos	No	Name	Ht	Wt	Yr	Pts	Pts, Reb, Other
G	3	Alzee Williams	6-4	168	Fr.	Dallas	-
G	11	Antwone Matlock	6-1	177	Sr.	Dallas	-
G	12	Nick Goff	6-4	180	Fr.	Columbus, Ohio.	-
C	15	Ben Knox	6-10	221	Fr.	Arlington, Texas	-
G	20	Collin Mangrum	6-4	190	Jr.	Howe, Texas	-
G	21	Shannon Shorter	6-4	200	Jr.	Houston	-
G	23	Richard Thomas	6-5	190	Jr.	Rosedale, N.Y.	-
F	30	Jacob Holmen	6-8	220	Fr.	Whitehouse, Texas	-
F	32	Jamie Egenti	6-8	265	Jr.	Watauga, Texas	-
G	33	Tyler Hall	6-2	175	So.	Pampa, Texas	-
F	42	Cameron Spencer	6-8	264	Jr.	Orange, Texas	-

ATHLETIC MEDIA RELATIONS

Eric Capper - Asst. AD/Media Relations
940-565-2476 • eric.capper@unt.edu

Stephen Howard - Asst. Director (MBB)
940-369-8548 • 817-793-5199 (cell)
stephen.howard@unt.edu

Media Information

Credentials

Working press credentials can be requested by contacting Stephen Howard (940-369-8548). Full-season and single-game passes will be mailed whenever possible. If not, they will be left at the Will Call table located at Gate C in the Super Pit.

Player Interviews

All interviews with North Texas players must be arranged through the Media Relations Office. Please contact Stephen Howard.

Johnny Jones Interviews

All interviews with North Texas head coach Johnny Jones must be arranged through the Media Relations Office. Please contact Stephen Howard.

Post-Game Interviews

The Mean Green locker room is closed after home games. Coach Jones and requested players will be available for interviews in the media room in the Super Pit after a brief cooling off period.

Practice Coverage

North Texas basketball practice is open to the media. Practice times are usually scheduled for 3:30-6 p.m. Players and coaches are available for interviews following each practice, on a prearranged basis through the athletic media relations office.

Quick Facts

Location: Denton, Texas
Founded: 1890
Enrollment: 36,206
Nickname: Mean Green
Colors: Green and White
Home Arena: The Super Pit (10,500)
Affiliation: Division I
Conference: Sun Belt
Head Coach: Johnny Jones (9th Year)
Record at North Texas: 126-112
Overall Record: 141-128
Program All-Time Record: 992-1,149

Best In The West

North Texas was tabbed as the favorite in the Sun Belt West Division in every major preseason publication, as well as the league's coaches in the SBC's annual Preseason Poll. NT was picked alone atop the West Division for the first time since joining the league in 2000. Coming off its third straight 20-win season, the Mean Green garnered the top spot with a league-high 85 points, and nine first place votes. NT was picked in a tie with UALR for the West's top spot in last year's poll.

Preseason All-Sun Belt Accolades

Eric Tramiel was named to the first-team and Josh White earned second-team honors on the Preseason All-Sun Belt Conference squads. Tramiel was the Mean Green muscle in the middle, leading NT in scoring, rebounding and field goal percentage. White played most of 2008-09 with a hand injury, but still ranked second in the NCAA in free throw percentage, and piloted the Mean Green's 31st ranked scoring offense.

Eight Is This Year's Magic Number

Not only is North Texas head coach Johnny Jones eight wins shy of tying Hall-of-Fame coach Bill Blakeley, but the program overall is eight wins shy of the 1,000 win plateau. In his ninth-year at NT, Jones has 126 wins, which is just eight behind Blakeley for second in program history. Since its inception 92 seasons ago, the North Texas program has amassed a 992-1,149 record.

North Texas Coaching Victories

Coach	Years	Wins
Pete Shands 1935-59 224
Bill Blakeley 1976-83 134
Johnny Jones 2001-Cur 126
Jimmy Gales 1986-93 84
John Reid 1924-29 79

Mean Green 20/20/20

North Texas finished last season with a 20-12 mark, giving the program back-to-back-to-back 20-win seasons for the first time since 1976-78. NT is one of only three teams in the Sun Belt (South Alabama & Western Kentucky) and three in the state of Texas (Texas and Texas A&M) to win at least 20 games in each of the last three years. The Mean Green had won a total of 20 games in the four years prior to Johnny Jones arrival at North Texas.

INSIDE THE GAME

- This will be the first meeting between North Texas and Newman. Located in Wichita, Kansas, Newman is the only private institution in the state of Kansas to be a member of the NCAA.
- Newman's director of athletics, Vic Trilli, has a personal connection to the Mean Green. Trilli was the head coach of the North Texas basketball team from 1997-01, and amassed a 20-87 record.
- In its first-ever game against an NCAA Division I opponent, the Newman Jets fell to cross-town Wichita State, 81-69, on Saturday night in front of a crowd of 10,228. Chip Steven led the Jets with 15 points, including three 3-pointers. Jaray Mathews and Keaton Schultz each finished with 12 points. The Jets shot 46.3 percent from the field, and hit 36.8 percent of their 3-point attempts.
- Six players return from last year's 15-12 Newman squad, which earned the Jets a No. 5 preseason ranking in the Heartland Conference.
- Johnny Jones is 12-0 in exhibition action at North Texas. In last year's exhibition game, Dominique Johnson scored 22 points to lead NT to an 89-58 win over Texas A&M-International.

TALE OF THE TAPE

Mean Green	Jets
..... PPG
..... Margin
..... FG%
..... 3PT%
..... FT%
..... Reb Margin
..... Asst. Avg.
..... TO Avg.
..... Steals Avg.
..... Blocks Avg.

BULLET POINTS

- North Texas guard Collin Mangrum showed what he can do when healthy against Middle Tennessee last year. The junior poured in 19 points off the bench, including a trio of 3-pointers. Mangrum missed all of 2007-08 with injuries.
- Forward Jacob Holmen knows how to excel on the court and on the track. The All-East Texas Basketball MVP finished sixth in his region in the 400 meter dash with a time of 50.77. Not bad for a guy who checks in at 6-foot-8 and 220-pounds.
- Center Ben Knox put on around 15 pounds of muscle last year in an intensive weight room routine designed to bulk up the 6-foot-10 freshman.

SUN BELT CONFERENCE

WEST DIVISION

Team	Conf.	Overall
UALR	0 0 .000	0 0 .000
Arkansas State	0 0 .000	0 0 .000
Denver	0 0 .000	0 0 .000
UL-Lafayette	0 0 .000	0 0 .000
ULM	0 0 .000	0 0 .000
New Orleans	0 0 .000	0 0 .000
North Texas	0 0 .000	0 0 .000

EAST DIVISION

Team	Conf.	Overall
Florida Atlantic	0 0 .000	0 0 .000
Florida Intl.	0 0 .000	0 0 .000
Middle Tennessee	0 0 .000	0 0 .000
South Alabama	0 0 .000	0 0 .000
Troy	0 0 .000	0 0 .000
Western Kentucky	0 0 .000	0 0 .000

TODAY IN THE SUN BELT

Nov. 11

Newman at North Texas7 p.m.

NORTH TEXAS SBC RANKINGS

Stat	NT	Rank	Leader
Scoring Off.	-	-	-
Scoring Def.	-	-	-
Scoring Margin	-	-	-
Free Throw Pct.	-	-	-
FG Pct.	-	-	-
FG Pct. Def.	-	-	-
3-FG Pct.	-	-	-
3-FG Pct. Def.	-	-	-
Rebound Off.	-	-	-
Rebound Def.	-	-	-
Reb. Margin	-	-	-
Blocked Shots	-	-	-
Assists	-	-	-
Steals	-	-	-
TO Margin	-	-	-
A/TO Ratio	-	-	-
Off. Rebounds	-	-	-
Def. Rebounds	-	-	-
3-FG's Made	-	-	-

INDIVIDUAL SBC RANKINGS

NT Player	Stat	Number	Rank
-----------	------	--------	------

Mean Green In Season Openers

North Texas, which opens the year on Friday against Cameron, is 49-42 all-time in season opening games, and 16-4 when those season openers occur at the Super Pit. The Mean Green was 16-8 in season openers at its former home, the Snake Pit (now known as the Ken Bahnsen Center), where it opened against Cameron last year. Head coach Johnny Jones is a perfect 8-0 in season openers, giving the program its longest stretch of season opening wins (eight years). No other coach in school history has won more than four straight openers.

History In The Making

The Mean Green has posted a .500 record or better in each of the past five years, which makes this the most prosperous stretch of hoops at NT since 1931 when the program enjoyed 14 straight winning seasons. North Texas has won at least 10 conference games in each of the last three years – a feat not seen at NT since 1924-27.

Milestone Jones

Head coach Johnny Jones is nearing a couple of career milestones in '09-'10. Jones is just 12 games shy of his 250th game coached at NT, and 31 games away from the 300th of his career overall. The ninth year head coach will suit up for his 250th game at North Texas against Texas Southern on Dec. 28th, and can reach his 300th overall with a trip to the Sun Belt Tournament quarterfinals.

Air Time

The Mean Green is slated to appear on television 17 times in the 2009-10 regular season, including a four-pack of nationally televised games. North Texas will appear on FSN-Southwest in its Big XII showdowns with Oklahoma State and Texas A&M on Nov. 21 and Dec. 7. The Sun Belt Network will air the Mean Green's games against UALR on Feb. 20 and ULM on Feb. 27. Every North Texas home game can be seen locally in Denton on NTTV. The Mean Green will have additional chances for televised games at the Sun Belt Conference Tournament in Hot Springs, Ark.

Runnin' & Gunnin'

Johnny Jones and the Mean Green play up-tempo basketball, and the results speak for themselves. North Texas has ranked no lower than 34th in the NCAA in scoring in each of the last four seasons. Last year, NT ranked 31st in the country with an average of 77.3 points per game.

Year	Points/Gm	NCAA Rank
08-09	77.3	31st
07-08	76.9	34th
06-07	77.0	33rd
05-06	76.6	32nd

Eighty Or Bust

One of the highest scoring teams in the nation, North Texas is deadly when it reaches 80 points. The Mean Green ranked 31st in the nation with 77.3 points per game last year, and is 65-16 all-time under Johnny Jones when scoring 80 or more.

NORTH TEXAS ROSTER

NO	NAME	POS	HT	WT	YR	HOMETOWN (LAST SCHOOL)
1	Dominique Johnson	G	5-10	162	Sr.	Kansas City, MO (Arkansas-Fort Smith)
3	Alzee Williams	G	6-4	168	Fr.	Dallas, TX (Miss. Elite Christian Academy)
4	George Odufuwa	F	6-8	240	Jr.	Dallas, TX (Arizona State)
10	Josh White	G	5-10	175	Jr.	Baton Rouge, LA (Christian Life Academy)
11	Antwone Matlock	G	6-1	177	Sr.	Dallas, Texas (Trinidad State)
12	Nick Goff	G	6-4	180	Fr.	Columbus, Ohio (St Francis DeSales)
14	Tristan Thompson	G	6-5	190	Jr.	Angleton, TX (Brewster Academy)
15	Ben Knox	C	6-10	221	RFr.	Arlington, TX (Grace Prep Academy)
20	Collin Mangrum	G	6-5	190	Jr.	Howe, TX (Howe HS)
21	Shannon Shorter	G	6-4	200	Jr.	Houston, TX (Paris JC)
23	Richard Thomas	G	6-5	190	Jr.	Rosedale, NY (Garden City CC)
24	Kedrick Hogans *	F	6-7	215	Jr.	New Orleans, LA (Karr HS)
25	Eric Tramiel	F	6-7	230	Sr.	Shreveport, LA (Paris JC)
30	Jacob Holmen	F	6-8	220	Fr.	Whitehouse, TX (Whitehouse HS)
32	Jamie Egenti	F	6-8	265	Jr.	Watauga, TX (North Lakes College)
32	Tyler Hall	G	6-2	175	So.	Pampa, TX (Pampa HS)
42	Cameron Spencer	F	6-8	274	Jr.	Orange, TX (Southern Methodist)

* Expected to redshirt the 2009-10 season

Head Coach: Johnny Jones (9th season)
Assistant Coaches: Shawn Forrest, Bill Foy, Charlie Leonard

PRONUNCIATION GUIDE

- 3 Alzee (Al-Z)
- 4 Odufuwa (Oh-Doo-Foo-Wah)
- 11 Antwone (Ann-Twah-N)
- 25 Tramiel (Truh-Meal)

NORTH TEXAS VS THE NCAA

Category	Rank	Stat	Leader	Stat
Scoring	-	-	-	-
Scoring Def	-	-	-	-
Margin	-	-	-	-
FG%	-	-	-	-
FG% Def	-	-	-	-
3FG	-	-	-	-
3-FG %	-	-	-	-
3-FG Def	-	-	-	-
FT %	-	-	-	-
Reb. Margin	-	-	-	-
Assists	-	-	-	-
A/TO	-	-	-	-
Blocks	-	-	-	-
Steals	-	-	-	-
Turnovers	-	-	-	-
TO Margin	-	-	-	-
Fouls	-	-	-	-

NT IN TOP 150 INDIVIDUAL STATS

NT Player	Stat	Number	Rank
-----------	------	--------	------

SUN BELT PRESEASON ALL-CONFERENCE TEAMS

First Team

Desmond Yates, Middle Tennessee
 Nate Rohnert, Denver
Eric Tramiel, North Texas
 Brandon Hazzard, Troy
 A.J. Slaughter

Second Team

Chris Gradnigo, Louisiana-Lafayette
Josh White, North Texas
 Richard Delk, Troy
 Sergio Kersch, WKU
 Steffphon Pettigrew, WKU

Third Team

Donald Boone, Arkansas State
 Tony Hooper, Louisiana-Monroe
 Malcolm Thomas, Louisiana-Monroe
 Michael Vogler, Troy
 Jeremy Evans, WKU

SUN BELT PRESEASON COACHES' POLL

East Division

1. Western Kentucky77 (12)
2. Troy62 (1)
3. Middle Tennessee.....53
4. South Alabama40
5. Florida Atlantic.....21
6. Florida International.....20

West Division

1. **North Texas.....85 (9)**
2. Denver.....73 (1)
3. Louisiana-Lafayette.....56 (1)
4. UALR53 (1)
5. ULM45 (1)
6. Arkansas State36
7. New Orleans.....17

Mid-Major Top 25

The inaugural CollegeInsider.com Mid-Major Top 25 poll was released on Nov. 2, and the Mean Green just missed out on their first preseason ranking. NT is the top squad in the "Others Receiving Votes" section after garnering 84 votes, just behind Radford for No. 25. North Texas reached a high of No. 17 on the poll in Dec. of 2006.

Deadly From Downtown

One of the all-time great three-point shooting programs, North Texas has now hit a three-pointer in each game dating back to the 1987-88 season - a span of 602 games.

Pressure Pit

The Mean Green has made the Super Pit one of the nation's toughest places to play. NT won a school-record 15 home games in 2007-08, and has won 50 games at the Super Pit over the last four years - the most in any period in school history. As a matter of fact, no other team in the Sun Belt has won more home games over the last three years than the Mean Green.

SBC At Home Since 2006-07

Team	Home Wins
North Texas.....	40
South Alabama.....	39
Western Kentucky.....	38

Heart Of Glass

Johnny Jones and the Mean Green pride themselves in their rebounding prowess. North Texas led the Sun Belt in every rebounding statistic in 2006-07 and 2007-08, and wasn't too shabby last year. NT was half a board per game shy of leading the league in overall rebounding last season, and averaged a +2.3 re-

bouncing margin and 12.7 offensive rebounds per game.

NT in the SBC Rebounding Ranks

Year	Overall	Margin	Off.	Def.
2008-09	2	5	2	3
2007-08.....	1	1	1	1
2006-07	1	1	1	1

Walk The Line

North Texas has been one of the nation's best free throw shooting teams over the years. The Mean Green ranked 42nd in the country last year with a 73.2 percent mark from the stripe, and wasn't too far behind in 2007-08 with a 71.9 percent clip from the line. Those percentages rank third and fifth in the 91 year history of North Texas basketball.

Packing The Pit

North Texas averaged 3,084 fans per game at the Super Pit last year, and 3,178 in 2007-08. That two-year average of 3,131 is the highest in any two year period at NT since 1987-89 (3,167). As a matter of fact, the last two years' attendance figures are just the fifth and sixth time for NT to top the 3,000 per game attendance mark since moving to the Super Pit in 1972.

92nd Season

North Texas is playing its 92nd season of basketball, compiling an all-time record of 992-1,149. North Texas State Normal College, as the school was known in 1917, played its first basketball game on January 17 in a 25-23 loss at home to SMU. Since then, North Texas has hauled in 16 conference titles (14 regular season and two tournament championships) and three postseason appearances (NCAA in 1988, 2007 and NAIA in 1943).

MEAN GREEN RADIO & TV

Every North Texas game will be carried on the Mean Green Radio Network. NT graduate and 1310 The Ticket (KTCK-AM) personality George Dunham will handle the play-by-play duties, with Deputy Athletic Director Hank Dickenson providing analysis. All MGRN broadcasts can be heard in Denton on 88.1 KNTU-FM, in the DFW area on 100.7 KWRD-FM and in Tyler/Longview on 100.7 KPXI-FM.



Each week you can watch the Mean Green Insider on Fox College Sports Central, NTV and on-demand at Mean-GreenSports.com. The 30-minute show will feature North Texas head coach Johnny Jones along with special features on Mean Green players. The Mean Green Insider can be seen Fox College Sports Central on Fridays at 6 p.m., on NTV, channel 22 in Denton every Wednesday.

NORTH TEXAS' RECORD WHEN

Overall	0-0
Home.....	0-0
Road	0-0
Neutral.....	0-0
Leading at half.....	0-0
Trailing at half.....	0-0
Tied at half	0-0
Overtime.....	0-0
Last minute lead change	0-0
One-point games.....	0-0
Outshoots Opponent.....	0-0
Outshot by Opponent.....	0-0
More rebounds	0-0
Less Rebounds.....	0-0
More offensive boards.....	0-0
Less offensive boards.....	0-0
More turnovers.....	0-0
Less turnovers.....	0-0
Player(s) foul out.....	0-0
Opponent(s) foul out.....	0-0
Has technical foul.....	0-0
Opponent technical foul.....	0-0

Scores:

59 and under	0-0
60-69	0-0
70-79	0-0
80-89	0-0
90-99	0-0
100+	0-0

Opponent Scores:

59 and under	0-0
60-69	0-0
70-79	0-0
80-89	0-0
90-99	0-0
100+	0-0

Shoots:

Under 35%.....	0-0
35-39%.....	0-0
40-44%.....	0-0
45-49%.....	0-0
50%+	0-0

Opponent Shoots:

Under 35%.....	0-0
35-39%.....	0-0
40-44%.....	0-0
45-49%.....	0-0
50%+	0-0

Free Throws:

Under 60%.....	0-0
60-69%.....	0-0
70-79%.....	0-0
80+%	0-0

Opponent Free Throws:

Under 60%.....	0-0
60-69%.....	0-0
70-79%.....	0-0
80+%	0-0

Field Goal Attempts:

Under 50 FGA.....	0-0
50-59 FGA.....	0-0
60-69 FGA.....	0-0
70+ FGA	0-0

Season Streaks

Longest Win Streak.....	-
Longest Losing Streak	-
Current Streak	-
Last 10	-
Largest Lead.....	-
Largest Deficit.....	-
Largest Unanswered Streak.....	-
Opp. Largest Unanswered Streak.....	-

MEAN GREEN ACCOLADES AND HONORS

North Texas

- Sun Belt Preseason Poll's West Division leader
- Named the Sun Belt West's best preseason squad by ESPN Blue Ribbon, Sporting News, Athlon, Yahoo and Lindy's, among other publications

Eric Tramiel

- Preseason All-Sun Belt Conference First-Team
- Preseason All-Sun Belt team - Sporting News, Athlon, Yahoo, Lindy's (2nd team)
- 2008-09 Third-Team All-Sun Belt

Josh White

- Preseason All-Sun Belt Conference Second-Team
- 2009 Sun Belt All-Tournament team

STARTING LINEUPS & RECORDS

Game	1	2	3	4	5	Result
Cameron						
UT Arlington.....						
Oklahoma State						
Jackson State						
Boise State.....						
Univ Southwest						
Rice						
Texas A&M.....						
ULM						
Florida International.....						
Southeastern Louisiana						
Texas Southern.....						
UALR						
Arkansas State						
Louisiana-Lafayette.....						
New Orleans						
Troy						
Arkansas State						
South Alabama						
Western Kentucky						
Middle Tennessee.....						
Florida Atlantic.....						
Florida International.....						
New Orleans						
Denver.....						
Houston Baptist.....						
UALR						
Louisiana-Lafayette.....						
ULM						

MEAN GREEN MILESTONE GAMES

Double Figure Points

Five Or More Steals

Double-Doubles

Double Figure Rebounds

20-Point Games

Five Or More Assists

Three Or More Blocks

THE LAST TIME A MEAN GREEN PLAYER ...

Had 30 or more points

34 - Collin Dennis vs. Troy, 2/16/08

Had 15 or more rebounds

18 - George Odufuwa vs. Troy, 1/29/09

Had 10 or more assists

13 - Terence White vs. Texas A&M Corpus Christi, 2/02/00

Had 5 or more blocks

5 - Jeffrey Simpson vs. UALR, 3/03/06

Had 5 or more steals

5 - Rich Young vs. Rice, 11/18/06

Made 90% or more FGA (min 5 att)

1.000 - Tristan Thompson vs. Sam Houston State (6-6), 12/3/08

Made 80% or more FGA (min 5 att)

.857 - Kedrick Hogans vs. Florida International (6-7), 1/22/09

Made 70% or more FGA (min 5 att)

.714 - Harold Stewart vs. Western Kentucky (5-7), 3/9/09

Made 100% FTA (min 5 att)

1.000 - Josh White vs. Florida Atlantic (5-5), 3/4/09

Made 90% or more FTA (min 5 att)

.923 - Tristan Thompson vs. Middle Tennessee (12-13), 3/8/09

Made 8 or more 3PT's

8 - Joe Ervin vs. Arkansas, 12/30/98

Had a double-double (pts/rbs)

Eric Tramiel vs. Denver (15 pts / 11 reb), 3/1/09

Had a double-double (pts/asst)

Terence White vs. Texas A&M-CC (15 pts /13 asst), 12/2/00

Had a triple-double (pts/rbs/asst)

Jesse Ratliff vs. Sam Houston St. (20pts/16reb/10asst), 2/13

Had a perfect shooting night (min 5 fg & ft att)

Tristan Thompson vs. Sam Houston St. (6-6 fg/2-2 3fg/6-6 ft), 12/3/08

THE LAST TIME A MEAN GREEN TEAM ...

Scored 100 or more points

105 - vs. Hartford, 12/8/07

Allowed 100 or more points

100 - vs. Oklahoma State, 11/17/08

Scored 50 or fewer points

48 - vs. Princeton, 12/05/98

Held an opponent under 50 points

40 - vs. ULM, 2/20/08

Won an overtime game

86-83 (3OT) - vs. Arkansas State, 1/10/09

Had 50 or more rebounds

57 - vs. Arkansas State, 1/10/09

Had 20 or more assists

21 - vs. Troy, 2/01/07

Had 10 or more steals

10 - vs. Middle Tennessee, 1/27/08

Had 5 or more blocks

5 - vs. New Orleans, 12/22/08

Five or more players in double-figures

6 - vs. ULM, 2/19/09

Made 60% or higher FGs

.604 - vs. Middle Tennessee (29-48), 2/14/09

Made 50% or higher 3pt FGs

.500 - vs. Middle Tennessee (4-8), 3/8/09

Made 90% or higher FTs

.905 - vs. UT Arlington (19-21), 12/29/08

NORTH TEXAS RECORDS WATCH

Career Scoring

24.....909	Quincy Williams.....	2004-08
25.....907	Terry Bailey	1974-76
26.....900	Al Shumate.....	1969-71
27.....889	Waymond Lister	1975-79
28.....888	Ronnie Morgan	1987-90
29.....860	Adam Smith	1993-95
30.....844	Carl Jones.....	1973-76
.....765	Josh White.....	2008-Pr

Career Free Throw Percentage (min. 90 att)

1.....87.25 (219-251)	Josh White.....	2008-Pr
2.....87.08	Garland Bailey	1963-64
3.....83.78 (93-111)	Dominique Johnson	2009-Pr
4.....82.38	Leonard Hopkins	2002-05
5.....81.91	Tom Etchison.....	1994-95
6.....81.62	Joe Hamilton	1969-70
7.....81.52	Jon Manning.....	1978-79
8.....79.31	Donell Hayden.....	1991
9.....79.28 (176-222)	Tristan Thompson	2008-Pr
10.....79.19	Cedric Carson	1991-92
11.....79.17	George King	1994-96
12.....78.86	Kendrick Davis	2006-07
13.....78.77	Tony Wright	1973-75

Career Field Percentage

1.....585	John Horrocks	1981-83
2.....581	Terry Bailey.....	1974-76
3.....579 (132-225)	Eric Tramiel.....	2009-Pr
4.....570	Will Smith	2000-04
5.....559	Adam Smith.....	1993-95
6.....555	Jeffrey Simpson	2004-06
7.....554	Sean Riley.....	1995-97
8.....543	Keith Wooden.....	2006-08
9.....540	Keenan DuBose	1985-87
10.....539	Xavier Henton	1991-94
11.....532 (91-171)	Kedrick Hogans	2008-Pr
12.....531	Michael DeGrate	2002-04

Career 3-Point Percentage

1.....431	George King.....	1993-96
2.....413	Chad Elstun	1995-97
3.....406	Rich Young.....	2005-07
4.....404 (44-109)	Dominique Johnson.....	2009-Pr
5.....391	Calvin Watson	2003-07
.....391	Adam McCoy	2007-09
7.....377	Collin Dennis.....	2007-09
8.....376	Isaac Hines	2004-06
9.....374 (88-235)	Josh White	2008-Pr
10.....366 (56-153)	Tristan Thompson.....	2008-Pr
11.....361	Tony Worrell.....	1986-88
12.....360	Kendrick Davis.....	2005-07
13.....355	Ray Schufford.....	1989-91

JOHNNY JONES head coach

Age: 48
Alma Mater: Louisiana State ('85)
Record: 126-112 (9th Season)
Overall Record: 141-128 (10th season)
Previous Job: Alabama Asst. Coach (2000-01)
Playing Experience: LSU (1980-84)
Hometown: DeRidder, Louisiana
 DeRidder High School (1976-80)

Jones Coaching Experience

Year	School	Position
2001-Cur.	North Texas	Head Coach
2000-01	Alabama	Asst. Coach
1999-00	Memphis	Interim Head Coach
1997-99	Memphis	Assoc. Head Coach
1994-97	LSU	Assoc. Head Coach
1984-94	LSU	Asst. Coach
1987-88	LSU	Admin. Asst.

Jones Year-by-Year

Year	Overall	Conf.	Finish
2001-02	15-14	8-7	4th-West
2002-03	7-21	2-13	6th-West
2003-04	13-15	8-7	3rd West
2004-05	14-14	6-9	T4th-West
2005-06	14-14	6-9	T4th-West
2006-07	23-11	10-8	3rd West*
2007-08	20-11	10-8	3rd West
2008-09	20-12	11-7	2nd West
2009-10			
Totals	126-112	61-68	

* Sun Belt Tournament Champion

North Texas Career Coaching Wins

Coach	Wins	Seasons
Pete Shands	217	22
Bill Blakeley	134	8
Johnny Jones	126	8th
Jimmy Gales	84	7



- **April 16, 2001** - Jones named 16th head coach in North Texas history, taking over for Vic Trilli who compiled a 20-87 record in four years.
- **Nov. 16, 2001** - Jones won his first game as head coach at North Texas, defeating Southwest Missouri State 79-77 at the Super Pit.
- **March 1, 2002** - Jones and the Mean Green defeated Florida International in the Sun Belt Conference Tournament. The game marked NT's first ever victory in the SBC Tournament and its first in any conference tournament since the 1995-96 season.
- **March 2, 2002** - North Texas ended the season with a 15-14 record to give the Mean Green its first winning season in six years. NT posted the nation's third best one season improvement in winning percentage for 2000-01 to 2001-02.
- **Dec. 7, 2002** - Jones led the Mean Green to a victory over Winthrop at the Brother's Air and Heat Championship game, giving North Texas its first regular-season tournament title in more than 20 years.
- **Dec. 6, 2003** - North Texas picked up its biggest margin of victory in school history in a 109-49 win over Hardin-Simmons.
- **Feb. 26, 2003** - Jones picks up his 50th career victory

- with an 84-81 overtime victory over 2004 Sun Belt Conference Tournament runner-up New Orleans.
- **Nov. 9, 2005** - Jones and his staff signed four players on the first day of the early signing period and, including Arizona State transfer Keith Wooden, had the 29th ranked class in the nation for the early signing period according to Hoop Scoop.
- **Nov. 18, 2005** - Jones won his 50th game at North Texas with the victory over Hardin-Simmons in the season opener.
- **Nov. 12, 2006** - In what is being referred to as his signature win, Jones' Mean Green toppled NIT participant Charlotte 90-72 on the road.
- **Dec. 19, 2006** - Jones leads the Mean Green to another program first - its first win over Western Kentucky in eight tries.
- **Feb. 15, 2007** - Jones scores his 80th victory at North Texas, passing John Reid for fourth all-time.
- **March 6, 2007** - Jones gives NT its first-ever Sun Belt Conference title with an 83-75 win over Arkansas State.
- **March 16, 2007** - North Texas plays in its first NCAA Tournament game since 1988, falling to Memphis 73-58 in the opening round.

- **Nov. 11, 2007** - In front of the largest Super Pit crowd since 1980 (6,793), Jones and the Mean Green knocked off Oklahoma State 82-73.
- **Dec. 1, 2007** - Down 21 points at New Mexico State with 14:20 remaining, Jones and the Mean Green engineer the biggest comeback in school history. NT beat the Aggies 75-72 in regulation.
- **Feb. 2, 2008** - Jones records his 100th win at North Texas with a 60-57 victory over Florida International. Only Bill Blakeley reached the milestone faster at NT.
- **Feb. 20, 2008** - North Texas records one of the most lopsided road victories in school history in a 72-40 drubbing of Louisiana at Monroe. It is the largest margin of defeat in Fant-Ewing Coliseum history, and the least amount of points by an NT opponent since 1994.
- **March 5, 2008** - A win over Arkansas State in the Sun Belt Conference opening round secures a second straight 20-win season for the Mean Green.
- **Dec. 31, 2008** - Jones coaches the 250th game of his career, which has spanned eight seasons at NT and Memphis. Jones has amassed a 129-121 record.
- **Feb. 26, 2009** - With a win over Arkansas State, North Texas secured its 10th conference win for a third straight season, a feat not seen at NT since 1924-27.


1 DOMINIQUE JOHNSON

5-10 • 162 • Sr. • G • 1L • Kansas City, Mo. (Arkansas-Fort Smith)

Finished his first season at NT ranked ninth in school history in assists with 120 ... 120 assists are the most by an NT player since 1999, and ranked 6th in SBC ... 1.69 A/TO ratio ranked 123rd in nation ... Posted 10 games of at least five assists ... Needs just 106 assists to reach NT's career top 10 list ... 83.8 FT% ranked second on the squad and 60th in the nation ... One of four NT players to average double figures (11.0 ppg) ... Posted two 20-point efforts, including SBC semifinal vs. WKU ... Went 5-of-8 (.625) from 3-point in Hot Springs.

CAREER HIGHS

Points: 20, last vs. WKU (3/09/09)
 FG Made: 8, last vs. WKU (3/09/09)
 3-FG Made: 4, last vs. WKU (3/09/09)
 FT Made: 9 vs. Indiana St. (11/23/08)
 Assists: 7, last vs. ULL (2/7/09)
 Rebounds: 6 vs. Arkansas St. (1/10/09)
 Steals: 3, last vs. Denver (1/15/09)
 Blocks: 1 vs. UALR (1/08/09)
 Minutes: 48 vs. Arkansas St. (1/10/09)



Opponent	Date	gs	min	Total		3-Pointers		Free throws		Rebounds					pts	avg					
				fg-fga	pct	3fg-fga	pct	ft-fa	pct	off	def	tot	avg	pf			a	t/o	blk	stl	
CAMERON	11-14-08	*	27	3-5	.600	1-1	1.000	2-2	1.000	0	3	3	3.0	2	5	2	0	2	9	9.0	
at Oklahoma State	11-17-08	*	29	0-6	.000	0-3	.000	7-8	.875	1	1	2	2.5	1	3	1	0	0	7	8.0	
at Sam Houston State	11-20-08		24	7-9	.778	1-3	.333	1-2	.500	1	3	4	3.0	2	2	3	0	1	16	10.7	
at Indiana State	11-23-08		20	3-5	.600	2-2	1.000	9-9	1.000	0	0	0	2.3	0	2	0	0	2	17	12.3	
JACKSON STATE	11-26-08		20	4-5	.800	3-4	.750	6-8	.750	0	1	1	2.0	1	0	1	0	0	17	13.2	
at Houston	11-29-08		30	1-7	.143	1-4	.250	0-0	.000	1	3	4	2.3	2	2	3	0	0	3	11.5	
SAM HOUSTON STATE	12-03-08	*	34	2-5	.400	0-2	.000	3-4	.750	0	2	2	2.3	3	4	1	0	2	7	10.9	
NEW MEXICO STATE	12-06-08	*	25	2-6	.333	1-4	.250	0-0	.000	0	2	2	2.3	0	6	1	0	2	5	10.1	
HOUSTON BAPTIST	12-15-08	*	31	8-11	.727	2-3	.667	2-2	1.000	0	2	2	2.2	1	2	3	0	3	20	11.2	
at Louisiana	12-18-08	*	26	3-7	.429	2-3	.667	1-2	.500	1	2	3	2.3	3	7	2	0	0	9	11.0	
at New Orleans	12-22-08		24	5-10	.500	3-6	.500	0-0	.000	2	1	3	2.4	2	3	1	0	0	13	11.2	
UT ARLINGTON	12-29-08		32	1-7	.143	0-5	.000	4-4	1.000	0	1	1	2.3	0	7	0	0	2	6	10.8	
MIDDLE TENNESSEE	12-31-08		28	1-7	.143	1-2	.500	6-6	1.000	0	2	2	2.2	1	3	1	0	1	9	10.6	
vs Arkansas	01-03-09	*	37	4-14	.286	3-7	.429	4-4	1.000	1	2	3	2.3	3	7	4	0	2	15	10.9	
at UALR	01-08-09		38	5-10	.500	1-4	.250	3-3	1.000	0	4	4	2.4	3	4	5	1	0	14	11.1	
ARKANSAS STATE	01-10-09	*	48	6-19	.316	3-6	.500	2-4	.500	3	3	6	2.6	1	2	1	0	2	17	11.5	
DENVER	01-15-08	*	29	2-5	.400	2-3	.667	5-6	.833	1	2	3	2.6	1	2	0	0	3	11	11.5	
FLORIDA ATLANTIC	01-17-09	*	29	4-6	.667	2-2	1.000	0-1	.000	1	0	1	2.6	3	1	1	0	1	10	11.4	
at Florida International	01-22-09	*	36	1-5	.200	0-3	.000	4-6	.667	0	4	4	2.6	3	7	2	0	1	6	11.1	
TROY	01-29-09	*	31	4-9	.444	1-5	.200	0-0	.000	0	0	0	2.5	2	3	1	0	1	9	11.0	
at Western Kentucky	01-31-09	*	38	6-14	.429	4-8	.500	2-3	.667	0	4	4	2.6	2	4	4	0	0	18	11.3	
at South Alabama	02-05-09	*	32	2-5	.400	1-3	.333	4-4	1.000	2	2	4	2.6	2	3	3	0	0	9	11.2	
LOUISIANA	02-07-09	*	21	3-4	.750	2-2	1.000	2-2	1.000	1	2	3	2.7	1	7	1	0	1	10	11.2	
NEW ORLEANS	02-12-09	*	34	2-5	.400	1-2	.500	6-6	1.000	0	5	5	2.8	2	6	3	0	0	11	11.2	
at Middle Tennessee	02-14-09	*	29	2-3	.667	1-1	1.000	4-4	1.000	0	3	3	2.8	4	2	7	0	1	9	11.1	
ULM	02-19-09	*	32	4-10	.400	1-3	.333	3-4	.750	2	3	5	2.8	3	6	3	0	0	12	11.1	
UALR	02-21-09	*	30	0-8	.000	0-3	.000	2-2	1.000	1	5	6	3.0	2	3	7	0	1	2	10.8	
at Arkansas State	02-26-09	*	33	5-10	.500	0-2	.000	4-4	1.000	0	5	5	3.0	2	6	2	0	2	14	10.9	
at Denver	03-01-09	*	29	3-7	.429	0-3	.000	3-4	.750	2	2	4	3.1	0	3	4	0	1	9	10.8	
FLORIDA ATLANTIC	03-04-09	*	32	2-6	.333	0-2	.000	3-4	.750	1	1	2	3.0	2	3	2	0	2	7	10.7	
vs Middle Tennessee	03-08-09	*	27	4-7	.571	1-1	1.000	1-2	.500	0	3	3	3.0	0	2	1	0	0	10	10.7	
vs Western Kentucky	03-09-09	*	35	8-15	.533	4-7	.571	0-1	.000	1	4	5	3.1	2	3	1	0	2	20	11.0	
Totals			24	970	107-252	.425	44-109	.404	93-111	.838	22	77	99	3.1	56	120	71	1	35	351	11.0

Games played: 32
 Minutes/game: 30.3
 Points/game: 11.0
 FG Pct: 42.5
 3FG Pct: 40.4
 FT Pct: 83.8

Rebounds/game: 3.1
 Assists/game: 3.8
 Turnovers/game: 2.2
 Assist/turnover ratio: 1.7
 Steals/game: 1.1
 Blocks/game: 0.0


3 ALZEE WILLIAMS

6-4 • 168 • Fr. • G • HS • Dallas (Mississippi Elite Christian Academy)

Honed his shooting game at Miss. Elite Christian Academy, averaging over 20 ppg ... Dropped a career-high 36 points on Laurinburg Prep ... Was the District 13-4A MVP as a senior at Lincoln High School in Dallas ... Ranked by Texashoops.com as the No. 117th best player in the class of '08 ... Selected the Dallas Morning News' High School Player of the Week on Jan. 13, 2008 ... Averaged 17.3 points per game, which ranked second in the district and 17th in the DFW area ... Connected on 37 three-pointers, and also averaged 3.3 rebounds per game and 2.8 assists per game as a senior.

CAREER HIGHS

Points: -
FG Made: -
3-FG Made: -
FT Made: -
Assists: -
Rebounds: -
Steals: -
Blocks: -
Minutes: -



4 GEORGE ODUFUWA

6-8 • 240 • Jr. • F • 1L • Dallas, Texas (Arizona State)

Ranked 6th in the Sun Belt with 6.6 rebounds per game ... 18 boards vs. Troy are most by an SBC player in 2008-09, and ranks 18th in NT history ... Named ESPN The Magazine Academic All-District First Team ... 21 blocks in 08-09 ties for second on the team ... 0.7 blocks per game tied for 15th in the SBC ... Had five multi-block games this year ... Racked up 8 double-digit rebound performances, including four straight outings from Nov. 17-26 ... Posted back-to-back double-doubles against Oklahoma State and SHSU ... Sent back 3 shots in the season opening win over Cameron and versus the Barkats.

CAREER HIGHS

Points: 15 vs. SHSU (11/20/08)
 FG Made: 6 vs. SHSU (11/20/08)
 3-FG Made: -
 FT Made: 6 vs. USA (2/05/09)
 Assists: 4 vs. SHSU (11/20/08)
 Rebounds: 18 vs. Troy (1/29/09)
 Steals: 3, last vs. UTA (12/29/08)
 Blocks: 4 vs. SHSU (11/20/08)
 Minutes: 33, last vs. Troy (1/29/09)



Opponent	Date	gs	min	Total		3-Pointers		Free throws		Rebounds				pf	a	t/o	blk	stl	pts	avg	
				fg-fga	pct	3fg-fga	pct	ft-fga	pct	off	def	tot	avg								
CAMERON	11-14-08	*	24	3-6	.500	0-0	.000	0-0	.000	0	4	4	4.0	2	1	4	3	0	6	6.0	
at Oklahoma State	11-17-08	*	24	5-10	.500	0-0	.000	0-1	.000	7	6	13	8.5	3	0	3	0	1	10	8.0	
at Sam Houston State	11-20-08	*	32	6-8	.750	0-0	.000	3-5	.600	0	11	11	9.3	3	4	3	3	0	15	10.3	
at Indiana State	11-23-08	*	32	1-4	.250	0-0	.000	2-3	.667	6	7	13	10.3	4	1	2	0	1	4	8.8	
JACKSON STATE	11-26-08	*	29	1-5	.200	0-0	.000	3-6	.500	2	10	12	10.6	3	1	1	1	1	5	8.0	
at Houston	11-29-08	*	15	2-6	.333	0-0	.000	0-0	.000	1	5	6	9.8	5	3	0	2	0	4	7.3	
SAM HOUSTON STATE	12-03-08	*	18	1-5	.200	0-0	.000	2-6	.333	1	3	4	9.0	4	0	3	0	2	4	6.9	
NEW MEXICO STATE	12-06-08	*	20	1-5	.200	0-0	.000	3-4	.750	1	2	3	8.3	3	2	2	0	3	5	6.6	
HOUSTON BAPTIST	12-15-08	*	23	2-6	.333	0-0	.000	1-2	.500	3	3	6	8.0	1	2	2	3	0	5	6.4	
at Louisiana	12-18-08	*	12	2-8	.250	0-0	.000	0-0	.000	5	2	7	7.9	5	1	2	0	1	4	6.2	
at New Orleans	12-22-08	*	7	0-1	.000	0-0	.000	2-2	1.000	1	0	1	7.3	1	0	1	0	1	2	5.8	
UT ARLINGTON	12-29-08	*	27	3-5	.600	0-0	.000	1-2	.500	4	6	10	7.5	4	2	2	1	3	7	5.9	
MIDDLE TENNESSEE	12-31-08		11	0-1	.000	0-0	.000	2-3	.667	0	1	1	7.0	2	1	0	0	0	2	5.6	
vs Arkansas	01-03-09		27	3-5	.600	0-0	.000	2-4	.500	4	7	11	7.3	4	3	1	2	0	8	5.8	
at UALR	01-08-09		18	0-0	.000	0-0	.000	3-4	.750	1	4	5	7.1	4	2	1	0	2	3	5.6	
ARKANSAS STATE	01-10-09		33	3-6	.500	0-0	.000	1-3	.333	2	11	13	7.5	5	0	3	1	2	7	5.7	
DENVER	01-15-08		19	3-3	1.000	0-0	.000	1-1	1.000	1	3	4	7.3	3	0	2	0	0	7	5.8	
FLORIDA ATLANTIC	01-17-09	*	10	1-4	.250	0-0	.000	0-0	.000	1	1	2	7.0	4	0	0	0	0	2	5.6	
at Florida International	01-22-09	*	11	2-2	1.000	0-0	.000	2-2	1.000	2	1	3	6.8	4	0	0	0	1	6	5.6	
TROY	01-29-09	*	33	3-7	.429	0-0	.000	2-2	1.000	3	15	18	7.4	2	2	2	0	0	8	5.7	
at Western Kentucky	01-31-09	*	23	1-2	.500	0-0	.000	0-0	.000	2	1	3	7.1	4	0	2	0	1	2	5.5	
at South Alabama	02-05-09	*	15	4-6	.667	0-0	.000	6-6	1.000	3	1	4	7.0	2	1	0	0	0	14	5.9	
LOUISIANA	02-07-09	*	16	3-5	.600	0-0	.000	1-2	.500	2	3	5	6.9	1	1	1	0	2	7	6.0	
NEW ORLEANS	02-12-09	*	29	2-6	.333	0-0	.000	0-0	.000	1	4	5	6.8	3	0	3	1	2	4	5.9	
at Middle Tennessee	02-14-09	*	27	3-5	.600	0-0	.000	3-4	.750	2	3	5	6.8	3	0	2	1	0	9	6.0	
ULM	02-19-09	*	24	4-6	.667	0-0	.000	2-2	1.000	3	6	9	6.8	4	0	2	0	2	10	6.2	
UALR	02-21-09		15	1-1	1.000	0-0	.000	1-4	.250	1	7	8	6.9	5	0	4	0	1	3	6.0	
at Arkansas State	02-26-09	*	28	4-12	.333	0-0	.000	0-1	.000	2	4	6	6.9	1	1	1	0	0	8	6.1	
at Denver	03-01-09	*	18	1-2	.500	0-0	.000	0-0	.000	2	2	4	6.8	2	2	2	1	1	2	6.0	
FLORIDA ATLANTIC	03-04-09	*	24	4-10	.400	0-0	.000	5-6	.833	4	3	7	6.8	3	1	0	0	1	13	6.2	
vs Middle Tennessee	03-08-09	*	20	2-5	.400	0-0	.000	4-4	1.000	0	3	3	6.6	3	0	0	1	1	8	6.3	
vs Western Kentucky	03-09-09	*	27	1-3	.333	0-0	.000	0-0	.000	0	4	4	6.6	4	0	0	1	0	2	6.1	
Totals			26	691	72-160	.450	0-0	.000	52-79	.658	67	143	210	6.6	101	31	51	21	29	196	6.1

Games played: 32
 Minutes/game: 21.6
 Points/game: 6.1
 FG Pct: 45.0
 FT Pct: 65.8

Rebounds/game: 6.6
 Assists/game: 1.0
 Turnovers/game: 1.6
 Assist/turnover ratio: 0.6
 Steals/game: 0.9
 Blocks/game: 0.7

10 JOSH WHITE

5-10 • 175 • Jr. • G • 2L • Baton Rouge, La. (Christian Life Academy)

Finished second in the nation with a 90.6 (96-of-106) FT%, which smashed the school record ... Earned All-Sun Belt Tournament Team honors after averaging 20.0 ppg on 52.8% shooting and 4.3 apg ... Posted three separate streaks of 20-plus FT makes in 08-09 ... Last two outings vs. MTSU went for 26 and 27 pts, including SBC quarterfinal ... Tallied 2.6 assists per game, which ranked second on the squad ... Averaging 25.3 ppg vs. three career Big XII opponents ... Didn't miss a free throw in the month of December - 24 straight ... 17 double-digit games in 08-09 brings career total to 39.

CAREER HIGHS

Points: 28 vs Texas (12/5/07)
 FG Made: 8, last vs MTSU (3/08/09)
 3-FG Made: 6 vs Texas (12/5/07)
 FT Made: 11 vs Arkansas St. (2/23/08)
 Assists: 7, last vs. WKU (3/09/09)
 Rebounds: 8 vs Okla. State (11/17/08)
 Steals: 3 vs Okla. State (11/14/07)
 Blocks: -
 Minutes: 46 vs. Arkansas St. (1/10/09)



Opponent	Date	gs	min	Total		3-Pointers		Free throws		Rebounds				pf	a	t/o	blk	stl	pts	avg	
				fg-fga	pct	3fg-fga	pct	ft-fga	pct	off	def	tot	avg								
CAMERON	11-14-08	*	31	5-8	.625	1-3	.333	1-2	.500	0	1	1	1.0	1	3	0	0	0	12	12.0	
at Oklahoma State	11-17-08	*	38	6-20	.300	1-6	.167	10-10	1.000	2	6	8	4.5	0	3	1	0	2	23	17.5	
at Sam Houston State	11-20-08	*	34	5-11	.455	2-4	.500	7-7	1.000	0	3	3	4.0	3	3	5	0	2	19	18.0	
at Indiana State	11-23-08	*	37	6-14	.429	4-8	.500	0-0	.000	0	5	5	4.3	0	2	1	0	0	16	17.5	
JACKSON STATE	11-26-08	*	38	1-3	.333	0-2	.000	6-8	.750	0	2	2	3.8	2	7	1	0	1	8	15.6	
at Houston	11-29-08	*	38	3-11	.273	1-5	.200	2-3	.667	1	3	4	3.8	1	2	6	0	0	9	14.5	
SAM HOUSTON STATE	12-03-08	*	36	3-9	.333	1-3	.333	0-0	.000	0	0	0	3.3	1	3	1	0	1	7	13.4	
NEW MEXICO STATE	12-06-08	*	30	0-7	.000	0-2	.000	2-2	1.000	2	2	4	3.4	1	1	5	0	0	2	12.0	
HOUSTON BAPTIST	12-15-08	*	32	3-8	.375	3-4	.750	4-4	1.000	0	4	4	3.4	0	2	1	0	2	13	12.1	
at Louisiana	12-18-08	*	35	4-13	.308	1-3	.333	5-5	1.000	0	3	3	3.4	2	2	3	0	0	14	12.3	
at New Orleans	12-22-08	*	37	6-14	.429	2-9	.222	5-5	1.000	0	1	1	3.2	1	2	1	0	1	19	12.9	
UT ARLINGTON	12-29-08	*	33	4-10	.400	2-6	.333	6-6	1.000	1	1	2	3.1	1	1	4	0	0	16	13.2	
MIDDLE TENNESSEE	12-31-08	*	37	2-8	.250	0-3	.000	2-2	1.000	1	4	5	3.2	2	2	2	0	0	6	12.6	
vs Arkansas	01-03-09	*	36	5-15	.333	3-9	.333	1-2	.500	0	2	2	3.1	1	2	3	0	1	14	12.7	
at UALR	01-08-09	*	38	2-4	.500	1-2	.500	5-5	1.000	0	3	3	3.1	2	1	2	0	0	10	12.5	
ARKANSAS STATE	01-10-09	*	46	2-9	.222	0-3	.000	6-8	.750	1	5	6	3.3	4	4	2	0	1	10	12.4	
DENVER	01-15-08	*	26	1-6	.167	0-3	.000	0-0	.000	0	0	0	3.1	1	1	1	0	0	2	11.8	
FLORIDA ATLANTIC	01-17-09	*	34	2-7	.286	0-2	.000	4-4	1.000	1	3	4	3.2	2	3	2	0	0	8	11.6	
at Florida International	01-22-09		28	4-9	.444	2-5	.400	2-2	1.000	0	3	3	3.2	0	3	0	0	0	12	11.6	
TROY	01-29-09	*	28	1-5	.200	0-4	.000	0-0	.000	1	1	2	3.1	0	2	1	0	0	2	11.1	
at Western Kentucky	01-31-09	*	31	5-10	.500	1-4	.250	3-3	1.000	0	3	3	3.1	2	1	2	0	2	14	11.2	
at South Alabama	02-05-09	*	32	2-8	.250	0-3	.000	0-0	.000	1	0	1	3.0	3	0	3	0	0	4	10.9	
LOUISIANA	02-07-09	*	23	2-3	.667	0-1	.000	0-0	.000	0	1	1	2.9	3	1	0	0	0	4	10.6	
NEW ORLEANS	02-12-09	*	32	3-6	.500	0-3	.000	0-0	.000	1	0	1	2.8	2	1	1	0	2	6	10.4	
at Middle Tennessee	02-14-09	*	37	7-10	.700	4-5	.800	8-8	1.000	0	5	5	2.9	1	5	1	0	1	26	11.0	
ULM	02-19-09	*	32	2-7	.286	1-3	.333	0-0	.000	0	5	5	3.0	0	3	0	0	0	5	10.8	
UALR	02-21-09		29	0-5	.000	0-1	.000	0-0	.000	1	1	2	3.0	1	1	0	0	0	0	10.4	
at Arkansas State	02-26-09	*	30	5-7	.714	1-2	.500	2-2	1.000	0	1	1	2.9	0	4	0	0	0	13	10.5	
at Denver	03-01-09	*	34	3-6	.500	1-1	1.000	0-0	.000	0	2	2	2.9	0	4	1	0	0	7	10.4	
FLORIDA ATLANTIC	03-04-09	*	33	8-15	.533	3-8	.375	5-5	1.000	1	1	2	2.8	0	0	0	0	0	24	10.8	
vs Middle Tennessee	03-08-09	*	35	8-11	.727	2-3	.667	9-11	.818	0	6	6	2.9	0	6	2	0	0	27	11.4	
vs Western Kentucky	03-09-09	*	35	3-10	.300	2-8	.250	1-2	.500	1	0	1	2.9	1	7	1	0	0	9	11.3	
Totals			30	1075	113-289	.391	39-128	.305	96-106	.906	15	77	92	2.9	38	82	53	0	16	361	11.3

Games played: 32
 Minutes/game: 33.6
 Points/game: 11.3
 FG Pct: 39.1
 3FG Pct: 30.5
 FT Pct: 90.6

Rebounds/game: 2.9
 Assists/game: 2.6
 Turnovers/game: 1.7
 Assist/turnover ratio: 1.5
 Steals/game: 0.5


11 ANTWONE MATLOCK

6-1 • 177 • Sr. • G • 1L • Dallas, Texas (Trinidad State)

Saw first action in a Mean Green uniform versus Cameron, landing a layup on 1-of-2 shooting ... Grabbed season-high seven minutes vs. Louisiana-Lafayette, pulling down 2 rebounds ... Also saw time against Sun Belt foes Florida Atlantic, ULM, Denver, and Western Kentucky (Sun Belt Tournament semifinal).

CAREER HIGHS

Points: 2 vs. Cameron (11/14/08)
 FG Made: 1 vs. Cameron (11/14/08)
 3-FG Made: -
 FT Made: -
 Assists: -
 Rebounds: 2 vs. ULL (2/7/09)
 Steals: -
 Blocks: -
 Minutes: 7 vs. ULL (2/7/09)



Opponent	Date	gs	min	Total		3-Pointers		Free throws		Rebounds				pf	a	t/o	blk	stl	pts	avg
				fg-fga	pct	3fg-fga	pct	ft-fta	pct	off	def	tot	avg							
CAMERON	11-14-08		2	1-2	.500	0-1	.000	0-0	.000	0	0	0	0.0	1	0	0	0	0	2	2.0
FLORIDA ATLANTIC	01-17-09		1	0-0	.000	0-0	.000	0-0	.000	0	0	0	0.0	0	0	0	0	0	0	1.0
LOUISIANA	02-07-09		7	0-3	.000	0-2	.000	0-0	.000	0	2	2	0.7	0	0	2	0	0	0	0.7
ULM	02-19-09		1	0-2	.000	0-2	.000	0-0	.000	0	0	0	0.5	0	0	0	0	0	0	0.5
at Denver	03-01-09		1	0-0	.000	0-0	.000	0-0	.000	0	0	0	0.4	1	0	0	0	0	0	0.4
vs Western Kentucky	03-09-09		0	0-0	.000	0-0	.000	0-0	.000	0	0	0	0.3	1	0	0	0	0	0	0.3
Totals		0	12	1-7	.143	0-5	.000	0-0	.000	0	2	2	0.3	3	0	2	0	0	2	0.3

Games played: 6
 Minutes/game: 2.0
 Points/game: 0.3
 FG Pct: 14.3
 3FG Pct: 0.0

Rebounds/game: 0.3
 Turnovers/game: 0.3

12 NICK GOFF

6-4 • 180 • Fr. • G • HS • Columbus, Ohio (St. Francis DeSales)

Was a standout at St. Francis DeSales in Columbus, Ohio, earning All-Central District Division II Third-Team honors ... Scored 13.7 points per game in leading St. Francis to the state semifinal game, where they fell to national powerhouse St. Vincent-St. Mary - the alma mater of LeBron James ... Had the Stallions ranked No. 8 in the state of Ohio heading into the state tournament ... As a junior, Goff was an honorable mention honoree to the All-Central District Division II squad.

CAREER HIGHS

Points: -
FG Made: -
3-FG Made: -
FT Made: -
Assists: -
Rebounds: -
Steals: -
Blocks: -
Minutes: -




14 TRISTAN THOMPSON

6-5 • 190 • Jr. • G • 2L • Angleton, Texas (Brewster Academy)

NT's 2nd highest scoring threat with 11.4 ppg ... Had five 20-point games in 08-09, including career scoring efforts in three of four games in December, culminating in a 27 point outing at ULL ... Was named the Sun Belt Player of the Week on Dec. 10 ... Shot 45.1 percent from deep in SBC play, which ranked fourth in the league ... Recorded first perfect night in NT history versus Sam Houston - 6-6 FG, 2-2 3-point, 6-6 FT ... 79.1 FT% ranked 4th on the squad and 9th in the Sun Belt ... 13 FT's vs ULL are tied for 2nd most by an SBC player ... Started season opener vs. Cameron and notched a team-high 13 points.

CAREER HIGHS

Points: 27 vs. UL (12/18/08)
 FG Made: 11 vs. UL (12/18/08)
 3-FG Made: 5 vs. UL (12/18/08)
 FT Made: 13 vs. UL (2/7/09)
 Assists: 4 vs Troy (1/3/08)
 Rebounds: 8, last vs NMSU (12/1/07)
 Steals: 3 vs Centenary (12/20/07)
 Blocks: 1, last vs. Houston (11/29/08)
 Minutes: 41 vs. Arkansas St. (1/10/09)



Opponent	Date	gs	min	Total		3-Pointers		Free throws		Rebounds				pf	a	t/o	blk	stl	pts	avg	
				fg-fga	pct	3fg-fga	pct	ft-fa	pct	off	def	tot	avg								
CAMERON	11-14-08	*	24	5-12	.417	0-3	.000	3-7	.429	2	4	6	6.0	2	3	1	0	1	13	13.0	
at Oklahoma State	11-17-08	*	19	2-9	.222	1-4	.250	4-6	.667	2	5	7	6.5	0	0	0	0	0	9	11.0	
at Sam Houston State	11-20-08		25	2-6	.333	1-2	.500	2-3	.667	0	2	2	5.0	1	1	1	0	0	7	9.7	
at Indiana State	11-23-08		23	2-8	.250	0-3	.000	0-0	.000	0	5	5	5.0	1	1	3	0	0	4	8.3	
JACKSON STATE	11-26-08		15	3-5	.600	1-2	.500	4-5	.800	0	1	1	4.2	2	1	1	0	0	11	8.8	
at Houston	11-29-08		19	3-9	.333	0-4	.000	5-7	.714	1	0	1	3.7	2	0	4	1	0	11	9.2	
SAM HOUSTON STATE	12-03-08	*	24	6-6	1.000	2-2	1.000	6-6	1.000	0	2	2	3.4	2	1	1	0	0	20	10.7	
NEW MEXICO STATE	12-06-08	*	29	7-9	.778	2-2	1.000	5-6	.833	2	3	5	3.6	1	0	1	0	0	21	12.0	
HOUSTON BAPTIST	12-15-08	*	18	3-6	.500	2-4	.500	2-2	1.000	0	0	0	3.2	1	2	3	0	1	10	11.8	
at Louisiana	12-18-08	*	27	11-15	.733	5-6	.833	0-3	.000	2	1	3	3.2	1	1	0	0	0	27	13.3	
at New Orleans	12-22-08	*	32	3-13	.231	1-5	.200	2-2	1.000	2	1	3	3.2	3	1	3	0	0	9	12.9	
UT ARLINGTON	12-29-08	*	15	2-8	.250	0-2	.000	2-3	.667	0	1	1	3.0	0	0	1	0	0	6	12.3	
MIDDLE TENNESSEE	12-31-08	*	23	6-11	.545	3-4	.750	4-7	.571	1	3	4	3.1	2	1	0	0	1	19	12.8	
vs Arkansas	01-03-09	*	21	1-4	.250	0-1	.000	0-2	.000	0	1	1	2.9	1	2	1	0	0	2	12.1	
at UALR	01-08-09	*	32	3-11	.273	0-3	.000	9-11	.818	0	2	2	2.9	4	2	3	0	0	15	12.3	
ARKANSAS STATE	01-10-09	*	41	7-13	.538	2-3	.667	8-9	.889	1	2	3	2.9	2	2	2	0	1	24	13.0	
DENVER	01-15-08	*	11	2-3	.667	0-0	.000	3-3	1.000	1	0	1	2.8	1	0	1	0	0	7	12.6	
FLORIDA ATLANTIC	01-17-09	*	14	2-4	.500	1-2	.500	0-0	.000	0	1	1	2.7	2	0	2	0	1	5	12.2	
at Florida International	01-22-09	*	33	3-9	.333	1-4	.250	3-4	.750	0	4	4	2.7	1	0	2	0	0	10	12.1	
TROY	01-29-09	*	17	4-8	.500	0-3	.000	3-3	1.000	2	4	6	2.9	0	1	1	0	0	11	12.1	
at Western Kentucky	01-31-09	*	14	2-3	.667	0-0	.000	4-4	1.000	0	0	0	2.8	4	0	1	0	0	8	11.9	
at South Alabama	02-05-09	*	30	3-12	.250	1-3	.333	1-2	.500	2	1	3	2.8	1	1	1	0	1	8	11.7	
LOUISIANA	02-07-09	*	23	4-7	.571	3-3	1.000	13-13	1.000	1	0	1	2.7	1	2	0	0	0	24	12.2	
NEW ORLEANS	02-12-09	*	25	5-10	.500	1-3	.333	2-3	.667	2	0	2	2.7	2	1	0	0	1	13	12.3	
at Middle Tennessee	02-14-09	*	17	4-7	.571	1-3	.333	2-3	.667	0	0	0	2.6	3	2	0	0	0	11	12.2	
ULM	02-19-09	*	21	3-8	.375	3-5	.600	4-5	.800	0	1	1	2.5	4	2	1	0	1	13	12.2	
UALR	02-21-09		20	1-6	.167	0-3	.000	3-4	.750	0	2	2	2.5	2	0	2	0	1	5	12.0	
at Arkansas State	02-26-09	*	25	1-4	.250	0-0	.000	6-6	1.000	0	3	3	2.5	0	2	0	0	0	8	11.8	
at Denver	03-01-09	*	15	2-3	.667	1-1	1.000	3-4	.750	0	1	1	2.4	3	2	1	0	1	8	11.7	
FLORIDA ATLANTIC	03-04-09	*	21	1-4	.250	1-3	.333	0-0	.000	0	1	1	2.4	1	0	1	0	0	3	11.4	
vs Middle Tennessee	03-08-09	*	30	3-7	.429	1-4	.250	12-13	.923	1	1	2	2.4	4	3	2	0	1	19	11.6	
vs Western Kentucky	03-09-09	*	15	1-8	.125	0-4	.000	2-2	1.000	0	0	0	2.3	5	0	1	0	0	4	11.4	
Totals			27	718	107-248	.431	34-91	.374	117-148	.791	22	52	74	2.3	59	34	41	1	11	365	11.4

Games played: 32
 Minutes/game: 22.4
 Points/game: 11.4
 FG Pct: 43.1
 3FG Pct: 37.4
 FT Pct: 79.1

Rebounds/game: 2.3
 Assists/game: 1.1
 Turnovers/game: 1.3
 Assist/turnover ratio: 0.8
 Steals/game: 0.3
 Blocks/game: 0.0

15 BEN KNOX

6-10 • 221 • Fr. • C • RS • Arlington, Texas (Grace Prep Academy)

Took a redshirt for the 2008-09 season ... Was a TAPPS Second-Team All-State selection as a senior ... Guided Grace Prep to the TAPPS state title game in each of the last two seasons ... Ranked as the No. 62 recruit in the state by TexasHoops.com ... Listed as No. 354 among the top 1,000 players in the country by HoopScoopOnline.com ... Averaged 10 points, nine rebounds and three blocks per game in 2007-08 ... Had the Lions ranked fifth in state among private schools after shooting 60 percent from the floor and averaging 7.0 rebounds and 3.0 blocks per game as a junior.

CAREER HIGHS

Points: -
FG Made: -
3-FG Made: -
FT Made: -
Assists: -
Rebounds: -
Steals: -
Blocks: -
Minutes: -



20 COLLIN MANGRUM

6-4 • 190 • Jr. • G • 2L • Howe, Texas (Howe HS)

Exploded for career highs in points (19), field goals (7) and 3-pointers (5) in breakout game vs Middle Tennessee ... Earned first career start vs. UALR ... Knocked down a free throw versus Houston Baptist in his first action since the NCAA Tournament game vs. Memphis on March 16, 2007 ... Missed all of 2007-08 and the final nine games of the 08-09 season after exacerbating chronic injuries that required multiple surgeries following the 2006-07 season ... Saw action in 11 games as a sophomore ... In 2006-07, Mangrum was a key contributor to the program's first-ever Sun Belt Championship.

CAREER HIGHS

Points: 19 vs. MTSU (12/31/08)
 FG Made: 7 vs. MTSU (12/31/08)
 3-FG Made: 5 vs. MTSU (12/31/08)
 FT Made: 4, last vs Jarvis (12/22/06)
 Assists: 1, last vs. FAU (1/17/09)
 Rebounds: 4, last vs. ULL (2/7/09)
 Steals: 2, last vs. ULL (2/7/09)
 Blocks: 1, last vs FIU (2/18/07)
 Minutes: 23 vs Jarvis Christian (12/22/06)



Opponent	Date	gs	min	Total		3-Pointers		Free throws		Rebounds				pf	a	t/o	blk	stl	pts	avg	
				fg-fga	pct	3fg-fga	pct	ft-fga	pct	off	def	tot	avg								
HOUSTON BAPTIST	12-15-08		1	0-0	.000	0-0	.000	1-2	.500	0	0	0	0.0	0	0	0	0	0	1	1.0	
at Louisiana	12-18-08		1	0-0	.000	0-0	.000	0-0	.000	0	0	0	0.0	0	0	1	0	0	0	0.5	
MIDDLE TENNESSEE	12-31-08		22	7-11	.636	5-9	.556	0-1	.000	0	3	3	1.0	4	1	2	0	2	19	6.7	
vs Arkansas	01-03-09		12	2-6	.333	0-3	.000	1-1	1.000	1	1	2	1.3	4	1	1	0	0	5	6.3	
at UALR	01-08-09 *		12	0-4	.000	0-4	.000	0-0	.000	0	0	0	1.0	3	0	3	0	1	0	5.0	
ARKANSAS STATE	01-10-09		10	0-3	.000	0-1	.000	0-0	.000	0	2	2	1.2	1	0	1	0	0	0	4.2	
DENVER	01-15-08		7	0-2	.000	0-2	.000	0-0	.000	0	1	1	1.1	0	0	0	0	0	0	3.6	
FLORIDA ATLANTIC	01-17-09		5	0-1	.000	0-0	.000	1-2	.500	1	0	1	1.1	0	1	0	0	0	1	3.3	
at Florida International	01-22-09		1	0-0	.000	0-0	.000	0-0	.000	0	0	0	1.0	0	0	0	0	0	0	2.9	
at South Alabama	02-05-09		5	0-2	.000	0-2	.000	0-0	.000	0	1	1	1.0	1	0	0	0	0	0	2.6	
LOUISIANA	02-07-09		12	0-6	.000	0-1	.000	0-0	.000	0	4	4	1.3	5	0	1	0	2	0	2.4	
Totals			1	88	9-35	.257	5-22	.227	3-6	.500	2	12	14	1.3	18	3	9	0	5	26	2.4

Games played: 11
 Minutes/game: 8.0
 Points/game: 2.4
 FG Pct: 25.7
 3FG Pct: 22.7
 FT Pct: 50.0

Rebounds/game: 1.3
 Assists/game: 0.3
 Turnovers/game: 0.8
 Assist/turnover ratio: 0.3
 Steals/game: 0.5

21 SHANNON SHORTER

6-4 • 200 • Jr. • G • TR • Houston (Paris JC)

Poured in 15.7 points per game and 9.0 rebounds per game in the Region XIV Tourney, earning an All-Tournament Team selection to go with his All-Conference bid ... Shorter led the Dragons to a 25-6 record and a national top 10 ranking for a third straight season ... A strong defensive presence, Shorter and Paris finished sixth nationally in defensive points allowed ... Averaged 9.9 points on 52.0 percent shooting and 5.1 rebounds per game overall as a sophomore ... An expert at getting to the charity stripe, Shorter hit 86-of-116 attempts (74.1%) in 09.

CAREER HIGHS

Points: -
FG Made: -
3-FG Made: -
FT Made: -
Assists: -
Rebounds: -
Steals: -
Blocks: -
Minutes: -



23 RICHARD THOMAS

6-5 • 190 • Jr. • G • TR • Rosedale, N.Y. (Garden City CC)

Named to the 2009 Region VI All-Tournament team at Garden City CC (Kan.) ... Represented the Broncbusters at the NJCAA All-Star Game, suiting up with his future Mean Green teammate Shannon Shorter (Paris JC) while scoring 10 points ... Ranked second at Garden City with 13.6 points per game, powering the Broncbusters to a 25-13 record, the Region VI title and the program's first trip to the NJCAA Tournament since 1956 ... Averaged 17.5 points and 5.8 rebounds at the Region VI Tournament championships.

CAREER HIGHS

Points: -
FG Made: -
3-FG Made: -
FT Made: -
Assists: -
Rebounds: -
Steals: -
Blocks: -
Minutes: -




25 ERIC TRAMIEL

6-7 • 230 • Sr. • F • 1L • Shreveport, La. (Paris JC)

Earned 3rd Team All-Sun Belt honors ... Was one of just 2 players in the SBC to average over 12.0 ppg and have at least 20 assists (26) and 20 blocks (21) ... Shot 57.9% in 08-09, which leads all SBC newcomers and ranked 3rd in the league ... Averaged 14.3 points and 7.6 rebounds on 58.8 percent shooting between New Years and the SBC Tourney ... Averaged 7.5 rpg in SBC play, which ranked 3rd in the league ... Recorded 4 double-doubles ... One of three NT players with double-digit blocks ... Exploded for 17 points in just 17 minutes vs. Indiana State ... 13 FT's made vs FAU tied for 2nd most in the SBC in 08-09.

CAREER HIGHS

Points: 22 vs. FIU (1/22/09)
 FG Made: 9 vs. UALR (1/08/09)
 3-FG Made: 1, last vs. UNO (12/22/08)
 FT Made: 13 vs. FAU (3/4/09)
 Assists: 3, last vs. ASU (2/26/09)
 Rebounds: 15 vs. FIU (1/22/09)
 Steals: 2 vs. FAU (3/4/09)
 Blocks: 4 vs. SHSU (11/20/08)
 Minutes: 36, last vs. USA (2/05/09)



Opponent	Date	gs	min	Total		3-Pointers		Free throws		Rebounds				pf	a	t/o	blk	stl	pts	avg	
				fg-fga	pct	3fg-fga	pct	ft-fa	pct	off	def	tot	avg								
CAMERON	11-14-08		18	4-5	.800	1-1	1.000	0-0	.000	2	1	3	3.0	2	0	2	0	1	9	9.0	
at Oklahoma State	11-17-08		18	2-3	.667	0-1	.000	3-6	.500	1	4	5	4.0	4	1	2	1	0	7	8.0	
at Sam Houston State	11-20-08		17	2-2	1.000	0-0	.000	2-6	.333	2	3	5	4.3	1	1	0	4	0	6	7.3	
at Indiana State	11-23-08		18	4-6	.667	1-1	1.000	6-6	1.000	3	0	3	4.0	1	2	2	2	1	15	9.3	
JACKSON STATE	11-26-08		16	2-2	1.000	0-0	.000	1-2	.500	0	2	2	3.6	2	0	1	1	0	5	8.4	
at Houston	11-29-08		23	4-5	.800	0-1	.000	1-2	.500	1	4	5	3.8	2	0	0	0	1	9	8.5	
SAM HOUSTON STATE	12-03-08		20	3-7	.429	0-1	.000	2-9	.222	4	7	11	4.9	1	0	0	1	0	8	8.4	
NEW MEXICO STATE	12-06-08		22	5-11	.455	0-0	.000	6-9	.667	7	2	9	5.4	1	1	2	0	0	16	9.4	
HOUSTON BAPTIST	12-15-08		24	2-5	.400	0-0	.000	4-5	.800	3	3	6	5.4	3	2	0	2	0	8	9.2	
at Louisiana	12-18-08		26	4-5	.800	1-1	1.000	1-5	.200	3	6	9	5.8	2	0	1	0	0	10	9.3	
at New Orleans	12-22-08		24	4-10	.400	1-2	.500	0-0	.000	2	4	6	5.8	4	2	0	1	0	9	9.3	
UT ARLINGTON	12-29-08		24	3-5	.600	0-1	.000	4-4	1.000	0	3	3	5.6	4	0	1	0	0	10	9.3	
MIDDLE TENNESSEE	12-31-08	*	34	5-8	.625	0-0	.000	3-6	.500	3	5	8	5.8	5	1	3	0	0	13	9.6	
vs Arkansas	01-03-09	*	23	5-7	.714	0-1	.000	3-6	.500	3	6	9	6.0	3	2	1	1	0	13	9.9	
at UALR	01-08-09	*	32	9-12	.750	0-0	.000	3-5	.600	1	7	8	6.1	1	0	2	0	1	21	10.6	
ARKANSAS STATE	01-10-09	*	32	6-8	.750	0-0	.000	0-3	.000	4	3	7	6.2	5	1	3	1	1	12	10.7	
DENVER	01-15-08	*	15	1-2	.500	0-0	.000	4-7	.571	2	3	5	6.1	4	0	3	0	0	6	10.4	
FLORIDA ATLANTIC	01-17-09	*	35	6-13	.462	0-0	.000	7-10	.700	5	8	13	6.5	1	0	1	2	1	19	10.9	
at Florida International	01-22-09	*	36	8-14	.571	0-0	.000	6-9	.667	7	8	15	6.9	2	1	4	1	0	22	11.5	
TROY	01-29-09	*	35	6-13	.462	0-0	.000	7-9	.778	1	1	2	6.7	2	1	1	0	1	19	11.9	
at Western Kentucky	01-31-09	*	27	5-7	.714	0-0	.000	2-2	1.000	0	3	3	6.5	4	0	0	0	0	12	11.9	
at South Alabama	02-05-09	*	36	5-15	.333	0-0	.000	4-5	.800	4	9	13	6.8	2	3	1	0	1	14	12.0	
LOUISIANA	02-07-09	*	22	3-4	.750	0-0	.000	4-4	1.000	1	7	8	6.9	3	0	4	0	0	10	11.9	
NEW ORLEANS	02-12-09	*	30	5-7	.714	0-0	.000	10-12	.833	0	9	9	7.0	5	1	3	1	0	20	12.2	
at Middle Tennessee	02-14-09	*	15	2-3	.667	0-0	.000	2-3	.667	1	4	5	6.9	4	0	3	0	0	6	12.0	
ULM	02-19-09	*	25	5-9	.556	0-0	.000	7-13	.538	1	2	3	6.7	3	0	2	1	0	17	12.2	
UALR	02-21-09		29	4-7	.571	0-0	.000	5-9	.556	3	3	6	6.7	2	1	0	1	1	13	12.2	
at Arkansas State	02-26-09	*	21	3-4	.750	0-0	.000	3-4	.750	0	4	4	6.6	2	3	1	0	1	9	12.1	
at Denver	03-01-09	*	29	7-11	.636	0-0	.000	1-2	.500	2	9	11	6.8	3	0	1	0	1	15	12.2	
FLORIDA ATLANTIC	03-04-09	*	31	4-9	.444	0-0	.000	13-14	.929	3	4	7	6.8	2	0	2	1	2	21	12.5	
vs Middle Tennessee	03-08-09	*	20	3-6	.500	0-0	.000	2-2	1.000	2	4	6	6.7	4	2	3	0	0	8	12.3	
vs Western Kentucky	03-09-09	*	7	1-3	.333	0-0	.000	0-0	.000	3	0	3	6.6	2	1	1	0	0	2	12.0	
Totals			19	784	132-228	.579	4-10	.400	116-179	.648	74	138	212	6.6	86	26	50	21	13	384	12.0

Games played: 32
 Minutes/game: 24.5
 Points/game: 12.0
 FG Pct: 57.9
 3FG Pct: 40.0
 FT Pct: 64.8

Rebounds/game: 6.6
 Assists/game: 0.8
 Turnovers/game: 1.6
 Assist/turnover ratio: 0.5
 Steals/game: 0.4
 Blocks/game: 0.7

30 JACOB HOLMEN

6-8 • 220 • Fr. • F • HS • Whitehouse, Texas (Whitehouse HS)

Was the District 11-4A Defensive POY and a First-Team All-East Texas selection by the Tyler Morning Telegraph following his junior season, and upped that to All-East Texas MVP in 2009 ... He adorned the cover of Texas Preps Basketball under the headline "The Magnificent 7" in the 2008 high school preview issue and proved them right with averages of 20 points and 11.5 rebounds per game as a senior ... Powered the Wildcats to a No. 3 ranking in the state entering the playoffs ... He is ranked the No. 9 power forward in the Lone Star State according to TexasPrepInsider.com and TexasHoops.com.

CAREER HIGHS

Points: -
FG Made: -
3-FG Made: -
FT Made: -
Assists: -
Rebounds: -
Steals: -
Blocks: -
Minutes: -



32 JAMIE EGENTI

6-8 • 265 • Jr. • F • TR • Watauga, Texas (North Lakes College)

Averaged 7.8 points, 5.4 rebounds and 1.3 blocks per game for North Lakes College, helping them claim their NJCAA Div. III National Championship ... Was a two-sport star at Haltom High School, winning the District 5-5A MVP award in 2005-06 ... Averaged 14.1 points, 10.1 rebounds and 1.2 blocks per game for the Buffalos ... Also lettered in football ... Is the oldest of seven children born to Henrietta and Emmanuel Egenti ... Born on Oct. 12, 1987.

CAREER HIGHS

Points: -
FG Made: -
3-FG Made: -
FT Made: -
Assists: -
Rebounds: -
Steals: -
Blocks: -
Minutes: -



33 TYLER HALL

6-2 • 175 • So. • G • HS • Pampa, Texas (Pampa HS)

A multi-sport standout at Pampa High School, Hall averaged 22 points, 6 rebounds and 5 assists per game as a senior ... Was named an all-district performer in each of his last two seasons, and was once named to the all-region team ... Scored a career-high double-double with 42 points and 11 rebounds in a single game ... Also lettered in track, where he qualified for regionals in the long jump ... Participated in the Faith 7 Texas vs. Oklahoma All-Star game ... Has two brothers, Brodie and Clayton ... Born on August 29, 1988 to Kitty and Terry Hall.

CAREER HIGHS

Points: -
FG Made: -
3-FG Made: -
FT Made: -
Assists: -
Rebounds: -
Steals: -
Blocks: -
Minutes: -



42 CAMERON SPENCER

6-7 • 264 • Jr. • F • SQ • Orange, Texas (Southern Methodist)

Sat out the 2008-09 season due to NCAA transfer rules ... At SMU he played in 41 games over two years, hitting 53.6 percent from the floor and building a reputation as a staunch lane defender ... Was the first signee for SMU head coach Matt Doherty ... As a sophomore at SMU, Spencer piled up 43 rebounds, including 19 on the offensive glass ... He also tallied six blocks and six steals to go with five assists and 9-of-17 (52.9 percent) shooting on the year ... Spencer had a team-high in blocks in the season finale win over Rice, and finished the season ranked fourth on the team in the category.

CAREER HIGHS

Points: -
FG Made: -
3-FG Made: -
FT Made: -
Assists: -
Rebounds: -
Steals: -
Blocks: -
Minutes: -



NORTH TEXAS vs. NEWMAN (EXHIB.)

O-O OVERALL, O-O SUN BELT WEST

2008-09 SEASON STATS TEAM/INDIVIDUAL

RECORD:	OVERALL	HOME	AWAY	NEUTRAL
ALL GAMES	20-12	12-4	7-6	1-2
CONFERENCE	11-7	6-3	5-4	0-0
NON-CONFERENCE	9-5	6-1	2-2	1-2

Player	gp-gs	min	avg	Total			3-Point		F-Throw		Rebounds				pf	d	a	to	blk	stl	pts	avg
				fg	fga	fg%	3fg	3fga	3fg%	ft	fta	ft%	off	def								
25 Tramiel, Eric	32-19	784	24.5	132-228	.579	4-10	.400	116-179	.648	74	138	212	6.6	86	3	26	50	21	13	384	12.0	
14 Thompson, Tristan	32-27	718	22.4	107-248	.431	34-91	.374	117-148	.791	22	52	74	2.3	59	1	34	41	1	11	365	11.4	
10 White, Josh	32-30	1075	33.6	113-289	.391	39-128	.305	96-106	.906	15	77	92	2.9	38	0	82	53	0	16	361	11.3	
01 Johnson, Dominique	32-24	970	30.3	107-252	.425	44-109	.404	93-111	.838	22	77	99	3.1	56	0	120	71	1	35	351	11.0	
05 McCoy, Adam	31-6	413	13.3	87-192	.453	53-123	.431	43-52	.827	14	38	52	1.7	22	0	17	25	1	14	270	8.7	
03 Dennis, Collin	31-8	621	20.0	74-224	.330	33-102	.324	58-80	.725	12	59	71	2.3	96	3	53	41	2	21	239	7.7	
04 Odufuwa, George	32-26	691	21.6	72-160	.450	0-0	.000	52-79	.658	67	143	210	6.6	101	4	31	51	21	29	196	6.1	
24 Hogans, Kedrick	32-11	522	16.3	58-108	.537	0-2	.000	29-57	.509	55	49	104	3.3	82	2	9	20	29	7	145	4.5	
21 Stewart, Harold	32-5	434	13.6	27-73	.370	0-0	.000	31-47	.660	40	54	94	2.9	80	4	11	23	10	8	85	2.7	
34 Howerton, Justin	28-3	197	7.0	19-34	.559	0-0	.000	10-20	.500	19	31	50	1.8	35	0	5	19	3	7	48	1.7	
20 Mangrum, Collin	11-1	88	8.0	9-35	.257	5-22	.227	3-6	.500	2	12	14	1.3	18	1	3	9	0	5	26	2.4	
11 Matlock, Antwone	6-0	12	2.0	1-7	.143	0-5	.000	0-0	.000	0	2	2	0.3	3	0	0	2	0	0	2	0.3	
Team										64	57	121				8						
Total.....	32	6525		806-1850	.436	212-592	.358	648-885	.732	406	789	1195	37.3	676	18	391	413	89	166	2472	77.2	
Opponents.....	32	6526		838-1838	.456	170-484	.351	544-800	.680	348	772	1120	35.0	723	-	416	403	125	204	2390	74.7	

T	T	T	T	T	OPP	Date	Opponent	core	tt	
SCORING				2472	2390	11-14-08	CAMERON	w	87-66	1792
Points per game				77.2	74.7	11-17-08	at Oklahoma State	L	88-100	9681
Scoring margin				+2.6	-	11-20-08	at Sam Houston State	w	76-71	1571
FIELD GOALS-ATT				806-1850	838-1838	11-23-08	at Indiana State	w	80-69	3320
Field goal pct				.436	.456	11-26-08	JACKSON STATE	w	84-82	2768
3 POINT FG-ATT				212-592	170-484	11-29-08	at Houston	L	51-84	3025
3-point FG pct				.358	.351	12-03-08	SAM HOUSTON STATE	w	68-66	3241
3-pt FG made per game				6.6	5.3	12-06-08	NEW MEXICO STATE	w	85-83	3017
FREE THROWS-ATT				648-885	544-800	12-15-08	HOUSTON BAPTIST	w	88-76	1364
Free throw pct				.732	.680	* 12-18-08	at Louisiana	w	78-64	3153
F-Throws made per game				20.3	17.0	* 12-22-08	at New Orleans	L	65-71	659
REBOUNDS				1195	1120	12-29-08	UT ARLINGTON	L	75-80	3351
Rebounds per game				37.3	35.0	* 12-31-08	MIDDLE TENNESSEE	Lot	80-89	2187
Rebounding margin				+2.3	-	01-03-09	vs Arkansas	L	75-86	15687
ASSISTS				391	416	* 01-08-09	at UALR	Lot	77-78	2524
Assists per game				12.2	13.0	* 01-10-09	ARKANSAS STATE	Wo3	86-83	2759
TURNOVERS				413	403	* 01-15-08	DENVER	w	69-62	2492
Turnovers per game				12.9	12.6	* 01-17-09	FLORIDA ATLANTIC	w	69-60	3782
Turnover margin				-0.3	-	* 01-22-09	at Florida International	w	80-75	621
Assist/turnover ratio				0.9	1.0	* 01-29-09	TROY	L	69-77	3557
STEALS				166	204	* 01-31-09	at Western Kentucky	L	67-71	5689
Steals per game				5.2	6.4	* 02-05-09	at South Alabama	L	65-68	2660
BLOCKS				89	125	* 02-07-09	LOUISIANA	w	92-74	4053
Blocks per game				2.8	3.9	* 02-12-09	NEW ORLEANS	w	79-69	2648
ATTENDANCE				48063	59688	* 02-14-09	at Middle Tennessee	w	89-78	4214
Home games-Avg/Game				16-3004	13-3385	* 02-19-09	ULM	w	95-80	3467
Neutral site-Avg/Game				-	3-5229	* 02-21-09	UALR	L	54-58	4469
core b						* 02-26-09	at Arkansas State	w	91-82	3729
Periods						* 03-01-09	at Denver	w	73-59	3155
North Texas	1188	1241	28	6	9	03-04-09	FLORIDA ATLANTIC	w	79-73	3116
Opponents	1067	1273	38	6	6	03-08-09	vs Middle Tennessee	w	88-79	0
						03-09-09	vs Western Kentucky	L	70-77	0

* = Conference game

2008-09 SEASON STATS TEAM GAME-BY-GAME

Opponent	Date	core	W	Total		3-Pointers		Free throws		Rebounds				pf	a	t/o	blk	stl	pts	avg
				fg-fga	pct	3fg-fga	pct	ft-fa	pct	off	def	tot	avg							
CAMERON	11-14-08	87-66	W	35-63	.556	8-17	.471	9-17	.529	13	29	42	42.0	21	17	17	4	7	87	87.0
at Oklahoma State	11-17-08	88-100	L	24-72	.333	5-22	.227	35-50	.700	24	33	57	49.5	24	9	11	5	5	88	87.5
at Sam Houston State	11-20-08	76-71	W	25-48	.521	6-13	.462	20-29	.690	6	27	33	44.0	23	18	15	8	4	76	83.7
at Indiana State	11-23-08	80-69	W	24-59	.407	11-26	.423	21-25	.840	14	30	44	44.0	17	14	11	2	6	80	82.8
JACKSON STATE	11-26-08	84-82	W	24-49	.490	7-16	.438	29-40	.725	9	24	33	41.8	18	13	15	4	2	84	83.0
at Houston	11-29-08	51-84	L	18-60	.300	5-23	.217	10-15	.667	15	29	44	42.2	21	10	19	4	2	51	77.7
SAM HOUSTON STATE	12-03-08	68-66	W	22-46	.478	3-11	.273	21-37	.568	8	23	31	40.6	23	9	14	3	8	68	76.3
NEW MEXICO STATE	12-06-08	85-83	W	27-64	.422	8-18	.444	23-30	.767	20	18	38	40.2	21	14	13	2	8	85	77.4
HOUSTON BAPTIST	12-15-08	88-76	W	28-56	.500	9-18	.500	23-28	.821	12	23	35	39.7	16	18	17	9	9	88	78.6
at Louisiana	12-18-08	78-64	W	28-66	.424	11-18	.611	11-23	.478	18	28	46	40.3	24	14	15	1	5	78	78.5
at New Orleans	12-22-08	65-71	L	23-63	.365	8-25	.320	11-16	.688	14	17	31	39.5	21	10	8	5	3	65	77.3
UT ARLINGTON	12-29-08	75-80	L	24-60	.400	8-25	.320	19-21	.905	13	16	29	38.6	20	13	12	1	7	75	77.1
MIDDLE TENNESSEE	12-31-08	80-89	Lot	26-68	.382	9-21	.429	19-29	.655	16	25	41	38.8	32	15	11	2	6	80	77.3
vs Arkansas	01-03-09	75-86	L	26-60	.433	9-25	.360	14-23	.609	13	22	35	38.5	22	17	18	4	4	75	77.1
at UALR	01-08-09	77-78	Lot	25-54	.463	2-17	.118	25-31	.806	7	33	40	38.6	26	12	20	3	6	77	77.1
ARKANSAS STATE	01-10-09	86-83	Wot	31-78	.397	5-18	.278	19-35	.543	20	37	57	39.8	24	13	15	4	9	86	77.7
DENVER	01-15-08	69-62	W	20-47	.426	5-16	.313	24-31	.774	12	17	29	39.1	15	7	11	2	4	69	77.2
FLORIDA ATLANTIC	01-17-09	69-60	W	22-54	.407	5-14	.357	20-28	.714	12	19	31	38.7	17	6	8	4	6	69	76.7
at Florida International	01-22-09	80-75	W	26-59	.441	4-20	.200	24-33	.727	14	25	39	38.7	15	12	11	4	2	80	76.9
TROY	01-29-09	69-77	L	25-60	.417	7-26	.269	12-14	.857	11	25	36	38.5	12	16	13	0	3	69	76.5
at Western Kentucky	01-31-09	67-71	L	23-49	.469	5-16	.313	16-18	.889	3	17	20	37.7	25	5	10	1	5	67	76.0
at South Alabama	02-05-09	65-68	L	23-64	.359	3-17	.176	16-20	.800	18	21	39	37.7	25	9	9	2	2	65	75.5
LOUISIANA	02-07-09	92-74	W	29-54	.537	10-17	.588	24-33	.727	14	29	43	38.0	21	12	15	0	7	92	76.3
NEW ORLEANS	02-12-09	79-69	W	25-49	.510	5-12	.417	24-30	.800	8	23	31	37.7	19	9	15	2	7	79	76.4
at Middle Tennessee	02-14-09	89-78	W	29-48	.604	10-19	.526	21-27	.778	7	24	31	37.4	26	12	16	2	4	89	76.9
ULM	02-19-09	95-80	W	31-66	.470	8-19	.421	25-36	.694	15	26	41	37.5	25	17	14	1	5	95	77.6
UALR	02-21-09	54-58	L	13-51	.255	4-18	.222	24-38	.632	12	29	41	37.7	26	6	16	4	6	54	76.7
at Arkansas State	02-26-09	91-82	W	32-61	.525	7-14	.500	20-23	.870	6	27	33	37.5	12	17	5	1	6	91	77.2
at Denver	03-01-09	73-59	W	24-50	.480	7-15	.467	18-21	.857	13	22	35	37.4	15	12	13	2	5	73	77.1
FLORIDA ATLANTIC	03-04-09	79-73	W	23-55	.418	4-16	.250	29-35	.829	14	22	36	37.4	19	6	10	1	7	79	77.1
vs Middle Tennessee	03-08-09	88-79	W	26-51	.510	4-8	.500	32-37	.865	8	29	37	37.4	24	15	10	1	3	88	77.5
vs Western Kentucky	03-09-09	70-77	L	25-66	.379	10-32	.313	10-12	.833	17	20	37	37.3	27	14	6	1	3	70	77.2
North Texas		2472		806-1850	.436	212-592	.358	648-885	.732	406	789	1195	37.3	676	391	413	89	166	2472	77.2
Opponents		2390		838-1838	.456	170-484	.351	544-800	.680	348	772	1120	35.0	723	416	403	125	204	2390	74.7

Games played: 32
 Points/game: 77.2
 FG Pct: 43.6
 3FG Pct: 35.8
 FT Pct: 73.2

Rebounds/game: 37.3
 Assists/game: 12.2
 Turnovers/game: 12.9
 Assist/turnover ratio: 0.9
 Steals/game: 5.2
 Blocks/game: 2.8