

NORTH TEXAS BASKETBALL

Stephen Howard • Asst. Director Media Relations • Office: 940.369.8548 • Cell: 817.793.5199 • stephen.howard@unt.edu

2012-13 SCHEDULE

NOVEMBER

| | | |
|----|-----------------------------|----------------|
| 9 | at No. 16/15 Creighton | L 71-51 |
| 12 | vs. Alabama-Huntsville # | L 78-75 |
| 13 | vs. Lamar # | W 74-59 |
| 16 | Cameron | W 78-49 |
| 19 | vs. IUPUI % | W 80-66 |
| 20 | vs. Virginia % | L 80-64 |
| 28 | UT Arlington (TXA21) | L 72-59 |

DECEMBER

| | | |
|----|-------------------------------------|----------------|
| 1 | Louisiana-Lafayette * | L 80-76 |
| 5 | at St. Louis (FSN-Midwest) | L 67-63 |
| 8 | Jackson State | W 83-65 |
| 16 | Southeastern Louisiana | W 45-40 |
| 20 | Lehigh | L 90-75 |
| 29 | at Western Kentucky * (HSSN, ESPN3) | 7 p.m. |
| 31 | at Middle Tennessee * (ESPNU) | 7 p.m. |

JANUARY

| | | |
|----|---------------------------|-----------|
| 3 | Troy * | 7 p.m. |
| 5 | ULM * | 7 p.m. |
| 10 | at UALR * | 7 p.m. |
| 12 | South Alabama * | 7 p.m. |
| 17 | at FIU * | 6:30 p.m. |
| 19 | at Florida Atlantic * | 6 p.m. |
| 24 | Middle Tennessee * | 7 p.m. |
| 26 | UALR * | 7 p.m. |
| 31 | at Louisiana-Lafayette * | 7 p.m. |

FEBRUARY

| | | |
|----|-----------------------------------|-----------|
| 2 | at Arkansas State * | 7 p.m. |
| 7 | Western Kentucky * (TXA21) | 7 p.m. |
| 9 | FIU * | 7 p.m. |
| 14 | at ULM * | 7:30 p.m. |
| 16 | at Troy * (Sun Belt Network) | 7 p.m. |
| 21 | Florida Atlantic * | 7 p.m. |
| 23 | at South Alabama * | 7 p.m. |
| 28 | Arkansas State * | 7 p.m. |

MARCH

8-11 Sun Belt Conference Tournament \$

NIT Season Tip-Off (Midwest Regional; Manhattan, Kan.)

% NIT Season Tip-Off (Consolation Round; Charlottesville, Va.)

* Sun Belt Conference Game

\$ Sun Belt Tournament - Hot Springs, Ark.

All times Central

GAME 13 - WESTERN KENTUCKY HILLTOPPERS



North Texas (5-7, 0-1 SBC) vs. Western Kentucky (9-5, 3-0 SBC)
Dec. 29, 2012 • 7:00 p.m.

Bowling Green, Ky. • E.A. Diddle Arena (7,326)

Radio: MGRN - 88.1 KNTU-FM, 95.3 KHYI-FM

TV: HSSN (ESPN Full Court) • Webcast: ESPN3.com

Series: WKU leads 13-5

Last Meeting: WKU 74-70 on 3/6/12 (SBC Tournament Finals)

NORTH TEXAS PROBABLE STARTERS

| | | | |
|--|--|---|---|
| <p>5 CHRIS JONES 6-2 • 202 • G • SO. GARLAND, TEXAS</p> | | <p>PPG: 10.2 RPG: 3.8 FG%: 39.6 FT%: 70.5 APG: 5.1 SPG: 2.0</p> | <p>5.1 APG leads the SBC, 59th in the nation ... 1.8 A/TO ratio ... 79th in the nation, 2nd in SBC with 2.0 SPG - 17 in last 6 games ... 0-of-15 from floor in last 2 games ... 31 career starts.</p> |
| <p>3 ALZEE WILLIAMS 6-4 • 180 • G • JR. DALLAS, TEXAS</p> | | <p>PPG: 11.1 RPG: 3.5 FG%: 40.2 FT%: 70.4 APG: 1.4 MPG: 32.6</p> | <p>Averaging a turnover every 48.9 minutes - 2nd best ratio in NCAA ... Team-high 2.1 A/TO ratio ... 19-of-39 (48.7%) in last 4 ... Leads NT with 32.6 minutes per game ... 41 career starts.</p> |
| <p>1 JACOB HOLMEN 6-8 • 225 • F • SR. WHITEHOUSE, TEXAS</p> | | <p>PPG: 6.4 RPG: 3.8 FG%: 39.5 FT%: 88.9 3FG%: 33.3 MPG: 17.3</p> | <p>Made 15 of last 35 (42.9%) from 3-point dating back to last year ... Team-high 532 career points ... All-Sun Belt Tournament team after 14.0 PPG in the SBC Tourney ... 27 career starts.</p> |
| <p>32 ROGER FRANKLIN 6-5 • 220 • G/F • SR. DUNCANVILLE, TEXAS</p> | | <p>PPG: 9.2 RPG: 6.2 FG%: 49.4 FT%: 69.7 BPG: 0.7 SPG: 0.8</p> | <p>5 career double-doubles (last vs IUPUI) ... 1 board shy of 2 more double-doubles in '12-13 ... Team-high 49.4 FG% ... Posted 19 double-digit scoring games ... 28 career starts.</p> |
| <p>13 TONY MITCHELL 6-8 • 235 • F • SO. DALLAS, TEXAS</p> | | <p>PPG: 14.3 RPG: 8.7 FG%: 48.0 FT%: 68.3 BPG: 2.6 MPG: 29.6</p> | <p>Preseason All-American ... SBC Preseason POY ... 23rd in NCAA, 1st in SBC with 2.6 BPG ... 13 double-doubles ... 4th in SBC, 60th in NCAA with 8.7 RPG ... 32 starts ... 101 career blocks.</p> |

NORTH TEXAS RESERVES

| Pos | No | Name | Ht | Wt | Yr | Hometown | Pts / Reb / Other |
|-----|----|-------------------|------|-----|-----|-------------------|-----------------------|
| G | 2 | Brandan Walton | 6-2 | 205 | Sr. | Compton, Calif. | - |
| G | 4 | P.J. Hardwick | 5-10 | 170 | Fr. | Miami | 1.8 / 2.0 / 1.5 APG |
| G | 10 | Austin Mitchell | 6-1 | 180 | Fr. | Plano, Texas | 0.0 / 0.3 / 1 steal |
| F | 11 | Justin Patton | 6-7 | 200 | Sr. | Bossier City, La. | 2.4 / 1.0 / 75.0 FT% |
| G | 21 | T.J. Taylor | 6-3 | 220 | So. | Denison, Texas | - |
| G | 22 | Clarke Overlander | 6-5 | 210 | Fr. | Argyle, Texas | 0.8 / 0.3 / 5 steals |
| G | 23 | Jordan Williams | 6-6 | 195 | So. | Dallas | 10.5 / 3.6 / 77.1 FT% |
| F | 25 | Niko Stojiljkovic | 6-9 | 215 | Sr. | Paris, France | 0.7 / 1.1 / 2 assists |
| F | 44 | Keith Coleman | 6-10 | 245 | So. | Philadelphia | 1.6 / 1.9 / 5 blocks |



ALL-AMERICAN TONY MITCHELL

• **CBS SPORTS**

Preseason All-America (Second Team)
Preseason No. 7 Ranked Player in NCAA

• **ESPN**

Preseason All-America (Second Team)

• **BASKETBALL TIMES MAGAZINE**

Featured on Oct. Issue Cover

• **JOHN WOODEN AWARD**

Wooden Award Preseason Top 50 Player

• **BLUE RIBBON REPORT**

Preseason All-America (Third Team)

• **LINDY'S SPORTS**

No. 2 Center in the Nation

• **SUN BELT CONFERENCE**

Preseason Player of the Year

• **LEBRON JAMES, AMAR'E STOUDEMIRE
SKILLS ACADEMY STANDOUT**

• **ATHLON SPORTS**

Preseason All-America (Second Team)
No. 3 Inside-Out Player in the Country



BY THE NUMBERS

 **101** CAREER BLOCKS - 2.9 PER GAME

 **14.6** CAREER POINTS PER GAME

 **9.8** CAREER REBOUNDS PER GAME

 **13** CAREER DOUBLE-DOUBLES

 **53.5** PERCENT CAREER SHOOTER

 **37.2** CAREER 3-POINT SHOOTER

ATHLETIC MEDIA RELATIONS

Eric Capper - Assoc. AD/Media Relations
940-565-2476 • eric.capper@unt.edu

Stephen Howard - Asst. Director (MBB)
940-369-8548 • 817-793-5199 (cell)
stephen.howard@unt.edu

Media Information

Credentials

Working press credentials can be requested by contacting Stephen Howard (940-369-8548). Full-season and single-game passes will be mailed whenever possible. If not, they will be left at the Will Call table located at Gate C in the Super Pit.

Player Interviews

All interviews with North Texas players must be arranged through the Media Relations Office. Please contact Stephen Howard.

Tony Benford Interviews

All interviews with North Texas head coach Tony Benford must be arranged through the Media Relations Office. Please contact Stephen Howard.

Post-Game Interviews

The Mean Green locker room is closed at all times. Coach Benford and requested players will be available for interviews postgame after a brief cooling off period.

Practice Coverage

North Texas basketball practice is always open to the media. Practice times are usually scheduled for 3:30-6 p.m., and players and coaches are available for interviews prior to each practice, on a prearranged basis through the athletic media relations office.

Quick Facts

Location: Denton, Texas
Founded: 1890
Enrollment: 35,694
Nickname: Mean Green
Colors: Green and White
Home Arena: The Super Pit (10,500)
Affiliation: Division I
Conference: Sun Belt (C-USA 2013-14)
Head Coach: Tony Benford (1st Year)
Record at North Texas: 5-7, 0-1 SBC
Overall Record: Same
Program All-Time Record: 1,069-1,200-1

Quick Hitters

- Chris Jones leads the Sun Belt with 5.1 assists per game, while Tony Mitchell is tops in the league with 2.6 blocks per game.
- NT is 2-4 away from the Super Pit, but is still looking for its first true road win (0-3).
- Tony Mitchell is shooting 68.2 percent in two career games against WKU.

100-Block Club - Against Lehigh last week, Tony Mitchell became just the second player in North Texas history to reach the century mark in blocks. The sophomore has 101 career blocks (2.9 per game), and has his eyes set on Jeffrey Simpson's school record of 119 from 2004-06.

We're Due From Deep - North Texas is 2-of-34 (5.9 percent) from 3-point over the last three games. The Mean Green has struggled from beyond the arc this year, ranking 340th in the nation with 3.2 three pointers per game. WKU (27.2) and NT (23.2) rank 10th and 11th in the Sun Belt, respectively, in 3-point percentage.

Getting Their Best Shot - If NT's opponents were one collective team, that team would be one of the nation's top perimeter squads. NT's opponents are shooting 38.9 percent from 3-point and are averaging 7.0 makes per game, which would rank 27th and 93rd in the nation, respectively.

No Turnover Trouble Here - Thanks to Tony Benford's policy of treasuring every possession North Texas is among the best in the nation in turnover margin. NT ranks 63rd in the country and third in the Sun Belt with a +2.8 assist-to-turnover ratio, while NT's 12.6 turnovers per game rank second in the SBC and 76th in the NCAA.

Nation's Most Efficient - Alzee Williams is the nation's most efficient guard. The junior leads NT with 32.6 minutes per game, but has just eight turnovers. That averages out to a turnover every 48.9 minutes - the second best ratio in the nation.

Top Minutes/Turnover Ratio In NCAA

| Player - Pos | School | TO | M/TO |
|--------------------|------------------|----|------|
| Joe Eberhard - F | Sacramento St. | 6 | 57 |
| Alzee Williams - G | North Texas | 8 | 48.9 |
| Laurent Rivard - F | Harvard | 8 | 42 |
| Jalen Cannon - F | St. Francis (NY) | 8 | 39.8 |
| Scott Wood - F | NC State | 9 | 39.1 |

The Decemberists - Since the 2006-07 season, North Texas has been a tough squad to face in the month of December. NT is 37-15 (71.2 percent) in the holiday month since the December of 2006.

INSIDE THE MATCHUP

• North Texas and Western Kentucky have dominated the Sun Belt in recent years, especially in March. At least one of the two programs has advanced to the SBC Tournament finals in each of the last seven seasons, with each team playing in four championship games in that span. NT, playing in its third straight finals, fell to WKU, 74-70, in the 2012 championship game.

• Always a tough arena to play in, North Texas is 2-6 all-time in WKU's E.A. Diddle Arena, although NT has won two of its last four games at the historic venue. Jacob Holmen is the only NT player left from the Mean Green's last trip to E.A. Diddle on Feb. 12, 2011, and the sophomore had 14 points on 7-of-11 shooting.

• These two program last met in the finals of the Sun Belt Conference Tournament, where the No. 7 seed Hilltoppers edged No. 5 North Texas, 74-70. NT had a 13-point lead with 13:40 remaining, but WKU cut that lead to three just five minutes later. Kahlil McDonald put WKU on top for good with a 3-pointer with 1:09 on the clock, and the Hilltoppers used free throws to close the game. Tony Mitchell led four Mean Green players in double-figures with 18 points. Teeng Akol led all scorers with 23 points on 9-of-11 shooting.

• For his career, Tony Mitchell is averaging 19.5 points and 9.0 boards against WKU, although the sample size is just two games. Mitchell is one of three NT players averaging double-figures against WKU for his career - Jordan Williams (16.0 PPG) and Roger Franklin (13 PPG).

• A pair of former Argyle teammates will suit up against each other for the first time as collegiate rivals in NT freshman Clarke Overlander and WKU redshirt junior Camden Dickerson. Both led the Eagles to fantastic campaigns as a senior, with Overlander leading the Eagles to the school's first state title in 2012.

TALE OF THE TAPE

| Mean Green | Hilltoppers |
|------------|---------------------|
| 68.6..... | PPG..... |
| +0.5..... | Margin..... |
| 39.9..... | FG%..... |
| 23.2..... | 3PT%..... |
| 69.7..... | FT%..... |
| +3.1..... | Rebound Margin..... |
| 11.2..... | Asst. Avg..... |
| 12.6..... | TO Avg..... |
| 8.2..... | Steals Avg..... |
| 4.6..... | Blocks Avg..... |

SUN BELT CONFERENCE

SBC STANDINGS

(As of Dec. 27)

EAST DIVISION

| Team | Sun Belt | Overall |
|------------------|-----------|----------|
| South Alabama | 3-0 1.000 | 6-5 .545 |
| WKU | 3-0 1.000 | 9-5 .643 |
| Middle Tennessee | 1-0 1.000 | 9-3 .750 |
| Florida Atlantic | 2-1 .667 | 6-7 .462 |
| FIU | 1-2 .333 | 4-6 .400 |
| Troy | 0-3 .000 | 5-9 .357 |

WEST DIVISION

| Team | Sun Belt | Overall |
|---------------------|-----------------|-----------------|
| UALR | 2-1 .667 | 8-6 .571 |
| Arkansas State | 1-2 .333 | 7-5 .583 |
| Louisiana-Lafayette | 1-2 .333 | 5-9 .357 |
| North Texas | 0-1 .000 | 5-7 .417 |
| Louisiana-Monroe | 0-2 .000 | 1-7 .125 |

NORTH TEXAS SBC RANKINGS

(As of Dec. 22)

OVERALL RANKINGS

| Category | Stat | Rank |
|--------------------------|-------|------|
| Scoring Offense | 68.6 | 6 |
| Scoring Defense | 68.1 | 6 |
| Scoring Margin | +0.5 | 6 |
| Free Throw Pct | .697 | 5 |
| Field Goal Pct | .399 | 8 |
| Defensive Field Goal Pct | .407 | 2 |
| 3-Point FG Pct | .232 | 10 |
| Defensive 3-Point FG Pct | .389 | 11 |
| Rebounding Offense | 40.3 | 1 |
| Rebounding Defense | 37.2 | 7 |
| Rebounding Margin | 3.1 | 3 |
| Blocks | 4.6 | 3 |
| Assists | 11.2 | 9 |
| Steals | 8.2 | 4 |
| Turnover Margin | +2.75 | 3 |
| Assist/Turnover Ratio | 0.90 | 3 |
| Offensive Rebounds | 15.6 | 1 |
| Defensive Rebounds | 24.8 | 3 |
| Defensive Rebound Pct | .680 | 3 |
| Offensive Rebound Pct | .379 | 2 |
| 3-Point FG Made | 3.2 | 11 |

SUN BELT ONLY RANKINGS

| Category | Stat | Rank |
|--------------------------|-------|------|
| Scoring Offense | 76 | 2 |
| Scoring Defense | 80 | 11 |
| Scoring Margin | -4.0 | 8 |
| Free Throw Pct | .714 | 3 |
| Field Goal Pct | .456 | 4 |
| Defensive Field Goal Pct | .491 | 10 |
| 3-Point FG Pct | .444 | 3 |
| Defensive 3-Point FG Pct | .500 | 11 |
| Rebounding Offense | 34 | 7 |
| Rebounding Defense | 32 | 3 |
| Rebounding Margin | 2 | 5 |
| Blocks | 5 | 2 |
| Assists | 7 | 11 |
| Steals | 11 | 1 |
| Turnover Margin | +0.00 | 6 |
| Assist/Turnover Ratio | 0.40 | 11 |
| Offensive Rebounds | 17 | 1 |
| Defensive Rebounds | 17 | 11 |
| Defensive Rebound Pct | .548 | 10 |
| Offensive Rebound Pct | .486 | 1 |
| 3-Point FG Made | 4 | 11 |

Scoring Inside-Out - Tony Benford emphasizes paint touches in his offensive philosophy, and NT's ability to score in the lane goes a long way in the final score. NT posted a season-high tying 44 points in the paint against Jackson State.

NT Points In The Paint

| Wins | Losses |
|------|--------|
| 36.4 | 28.6 |

Best In The Belt - With a winning percentage of 64.1, North Texas is the Sun Belt's winningest program since the 2006-07 season. NT has made four trips to the SBC Tournament finals since then, including championships in '07 and '10.

SBC Team (as of 12/25)

| W-L | Win% |
|---------------------------|-------------|
| North Texas 132-74 | 64.1 |
| Western Kentucky 135-80 | 62.8 |
| South Alabama 116-80 | 59.2 |
| Middle Tennessee 120-85 | 58.5 |

Glass Gurus - Owing the boards are an essential part of Tony Benford's philosophy, and NT isn't disappointing. NT leads the Sun Belt in offensive rebounding (15.6 per game) and is second in offensive rebounding percentage (37.9 percent).

First Of Many! - Tony Benford led NT to a 74-59 win over Lamar on Nov. 13, which was the first victory of his head coaching career. Benford came to NT as one of the nation's most respected assistant coaches for the last 20 seasons, which included stops at Marquette, Nebraska, Arizona St. and New Mexico.

Working Without Walton - NT will be without the services of Brandan Walton for the rest of the year due to injury, but it does put NT in a nice situation for next season. NT will have Walton as well as Marquette transfer T.J. Taylor on board in 2013-14.

28th Ranked Recruiting Class - North Texas coach Tony Benford just laid the foundation on the nation's No. 28 ranked recruiting class according to HoopScoopOnline.com, which includes Seguin's Greg Wesley, Kingwood's Josh Friar and Oldsmar Christian big-man Tony Nunn. NT's class is ranked higher than that of any Sun Belt school or future CUSA foe.

All-American - Tony Mitchell was named a Preseason All-American by several national publications, including ESPN, CBS Sports, Athlon, Basketball Times and

Blue Ribbon Report. He was also named the Sun Belt's Preseason Player of the Year. At 14.7 points and 10.3 rebounds, Mitchell joined Kentucky's Anthony Davis as the only freshmen in the country to average a double-double.

Tough Schedule - Matchups against No. 16/15 Creighton, the NIT Season Tip-Off, St. Louis and Lehigh got the attention of USA Today, which ranked the NT schedule as the nation's fifth toughest overall, and the best by any mid-major this year.

First-Class Staff - Tony Benford brought a first-class coaching staff with him to NT. The staff owns over 100 years of collegiate coaching experience, and features Associate Head Coach Rob Evans, who has 205 head coaching wins at Arizona State and Ole' Miss. Bart Lundy, a veteran of 211 head coaching victories at High Point and Queens, came from Marquette to join Benford. David Anwar spent the last six seasons at Nebraska, and is a 12-year collegiate coaching veteran.

Winning Ways - Benford & Co. are taking over a North Texas program that knows how to win. NT has averaged 21 wins per year over the last six seasons, including five straight 20-win seasons from 2007-11. NT won the 2007 and 2010 Sun Belt titles, and played in the NCAA Tournament in both of those seasons.

Third Straight Final - The Mean Green, which fell just two wins shy of its sixth consecutive 20-win season, advanced to the Sun Belt Tournament finals for a third straight year. That makes NT just the third program in Sun Belt history to advance to three straight SBC Tournament finals, and the first since Western Kentucky in 2001-03.

Block Party - Last year, Tony Mitchell set the program's single season blocks record at 70 blocks in just 23 games. He passes Shawnon Johnson, who tallied 69 blocks in 23 games in 2003-04. At 3.04 blocks per game overall, Mitchell's pace was just ahead of Johnson's 3.00 average for the best in NT history.

Pit Prowess - The reason for the attendance spike has a lot to do with the fact that North Texas has been nearly unbeatable at home. NT is a Sun Belt best 78-19 (.804) at the Super Pit since the 2006-07 season.

NORTH TEXAS VS THE NCAA
(Rankings as of Dec. 23)

| Category | Stat | Rank |
|----------------------|-----------|------|
| PPG..... | 68.6..... | 161 |
| Opp Scoring..... | 68.1..... | 212 |
| Margin..... | +0.5..... | 195 |
| FG%..... | 39.9..... | 295 |
| Opp FG%..... | 40.7..... | 124 |
| 3-Pointer/Game..... | 3.2..... | 340 |
| 3FG%..... | -..... | - |
| 3-Pt Defense..... | 38.9..... | 326 |
| FT%..... | 69.7..... | 148 |
| Reb Mar..... | +3.1..... | 117 |
| APG..... | 11.2..... | 280 |
| Assist/Turnover..... | 0.89..... | 206 |
| Blocks..... | 4.6..... | 68 |
| Steals..... | 8.2..... | 91 |
| TO/Game..... | 12.6..... | 76 |
| TO/Margin..... | 2.8..... | 63 |
| Fouls..... | 19.0..... | 245 |

NT IN TOP 250 INDIVIDUAL

| NT Player | Stat | Number | Rank |
|-------------|------|--------|------|
| T. Mitchell | RPG | 8.7 | 60 |
| | BPG | 2.6 | 23 |
| C. Jones | APG | 5.1 | 59 |
| | SPG | 2.0 | 79 |
| | A/TO | 1.8 | 152 |

SUN BELT PRESEASON ALL-CONFERENCE TEAMS

First Team

Will Neighbour (UALR, Jr., Forward)
Trey Finn (Arkansas State, Sr., Guard)
Marcos Knight (MTSU, Sr., Guard)
Tony Mitchell (North Texas, So., Forward)
Augustine Rubit (USA, Jr., Forward)

Second Team

Brandon Peterson (ASU, Sr., Forward)
Greg Gantt (Florida Atlantic, Sr., Guard)
JT Sulton (Middle Tennessee, Sr., Forward)
Bruce Massey (Middle Tennessee, Sr., Guard)
George Fant (WKU, So., Forward)

Third Team

Marcus Hooten (Arkansas State, Sr., Guard)
Raymond Cintron (MTSU, Sr., Guard)
Javier Carter (South Alabama, Sr., Forward)
Freddie Goldstein (USA, Sr., Guard)
T.J. Price (WKU, So., Guard)

Player of the Year

Tony Mitchell (North Texas, So., Forward)

SUN BELT PRESEASON COACHES' POLL

EAST DIVISION

1. Middle Tennessee – 65 points (11)
2. South Alabama – 51 points
3. WKU – 47 points
4. Florida Atlantic – 29 points
5. Troy – 22 points
6. FIU – 17 points

WEST DIVISION

1. North Texas – 55 points (11)
2. Arkansas State – 40 points
3. UALR – 33 points
4. Louisiana-Lafayette – 24 points
5. Louisiana-Monroe – 13 points

NORTH TEXAS MEDIA AVAILABILITY SCHEDULE

| Thursday Dec. 27 | Friday Dec. 28 | Saturday Dec. 29 | Sunday Dec. 30 | Monday Dec. 31 | Tuesday Jan. 1 | Wednesday Jan. 2 |
|--|---|---------------------------------------|--|---------------------------------------|--|--|
| Practice Super Pit. Time TBA | Leave for Bowling Green, Ky. | Game Day vs. WKU 7 p.m. | Travel to Murfreesboro, Tenn. Practice at MTSU | Game Day vs. MTSU 7 p.m. | Return to Denton. Practice TBA | Practice Super Pit Time TBA |
| Benford & players available prior to practice. | Benford & players available prior to departure. | Benford & players available postgame. | Benford & players available via phone. | Benford & players available postgame. | Benford & players available prior to practice. | Benford & players available prior to practice. |

Media availability subject to change. Please contact Stephen Howard for all requests.

NORTH TEXAS ROSTER

| Name | No | Ht | Wt | Class | Pos | Exp | Hometown | Previous School |
|-------------------|----|------|-----|-------|-----|-----|--------------------|-------------------------------|
| Jacob Holmen | 1 | 6-8 | 225 | Sr. | F | 3L | Whitehouse, Texas | Whitehouse HS |
| Brandan Walton | 2 | 6-2 | 205 | Sr. | G | 1L | Compton, Calif. | Casper College |
| Alzee Williams | 3 | 6-4 | 180 | Jr. | G | 2L | Dallas | Miss. Elite Christian Academy |
| P.J. Hardwick | 4 | 5-10 | 170 | Fr. | G | HS | Miami | Christian Life Academy |
| Chris Jones | 5 | 6-2 | 202 | So. | G | 1L | Garland, Texas | Lakeview Centennial HS |
| Austin Mitchell | 10 | 6-1 | 180 | Fr. | G | HS | Plano, Texas | Plano HS |
| Justin Patton | 11 | 6-7 | 200 | Sr. | F | TR | Bossier City, La. | Grambling State |
| Tony Mitchell | 13 | 6-8 | 235 | So. | F | 1L | Dallas | Pinkston HS |
| T.J. Taylor | 21 | 6-3 | 220 | So. | G | TR | Denison, Texas | Paris JC/Marquette |
| Clarke Overlander | 22 | 6-5 | 210 | Fr. | G | HS | Argyle, Texas | Argyle HS |
| Jordan Williams | 23 | 6-6 | 195 | So. | G | 1L | Dallas | Kimball HS |
| Niko Stojiljkovic | 25 | 6-9 | 215 | Sr. | F | 1L | Paris, France | Lon Morris College |
| Roger Franklin | 32 | 6-5 | 220 | Sr. | G/F | 1L | Duncanville, Texas | Oklahoma State |
| Keith Coleman | 44 | 6-10 | 245 | So. | F | TR | Philadelphia | Marshalltown CC |

Head Coach: Tony Benford - Texas Tech, '92 (1st season)
Associate Head Coach: Rob Evans - New Mexico State, '68
Assistant Coaches: Bart Lundy - Winthrop, '94 (1st season), David Anwar - Fitchburg State, '98
Director of Operations: Jeff Luster - Tabor College, '96

PRONUNCIATION GUIDE

- 3 Alzee Williams - "Al - Zee"
- 22 Clarke Overlander - "Clark"
- 25 Niko Stojiljkovic - "Knee-Ko Stoy-Yolk-Uh-Vich"

MEAN GREEN RADIO NETWORK

Every North Texas game will be carried on the Mean Green Radio Network. NT graduate and 1310 The Ticket (KTCK-AM) personality George Dunham will handle the play-by-play duties, with Deputy Athletic Director Hank Dickenson providing analysis. Dickenson will also handle all road play-by-play duties. All MGRN broadcasts can be heard in Denton on 88.1 KNTU-FM, in the DFW area on 95.3 KHYI-FM.



MEAN GREEN SOCIAL MEDIA



TWITTER
@MeanGreenMBB
@MeanGreenSports



FACEBOOK
Facebook.com/MeanGreenMBB
Facebook.com/MeanGreenSports

NORTH TEXAS' RECORD WHEN

| | |
|--------------------------------------|-----|
| Overall | 5-7 |
| Home..... | 3-3 |
| Road | 0-3 |
| Neutral..... | 2-1 |
| Leading at half..... | 4-1 |
| Trailing at half | 1-4 |
| Tied at half | 0-2 |
| Overtime..... | 0-0 |
| Five point games | 1-3 |
| "One Shot" games..... | 0-1 |
| Outshoots Opponent | 5-1 |
| Outshot by Opponent..... | 0-6 |
| More rebounds | 3-4 |
| Less or equal Rebounds | 2-3 |
| More offensive boards..... | 3-7 |
| Less or equal offensive boards | 2-0 |
| More turnovers..... | 0-1 |
| Less or equal turnovers | 5-6 |
| Player(s) foul out..... | 0-3 |
| Opponent(s) foul out..... | 2-3 |
| Has technical foul..... | 1-3 |
| Opponent technical foul..... | 0-0 |

Scores:

| | |
|--------------------|-----|
| 59 and under | 1-2 |
| 60-69 | 0-2 |
| 70-79 | 2-3 |
| 80-89 | 2-0 |
| 90-99 | 0-0 |
| 100+ | 0-0 |

Opponent Scores:

| | |
|--------------------|-----|
| 59 and under | 3-0 |
| 60-69 | 2-1 |
| 70-79 | 0-3 |
| 80-89 | 0-2 |
| 90-99 | 0-1 |
| 100+ | 0-0 |

Shoots:

| | |
|----------------|-----|
| Under 35%..... | 1-2 |
| 35-39%..... | 0-3 |
| 40-44%..... | 0-1 |
| 45-49%..... | 4-1 |
| 50%+ | 0-0 |

Opponent Shoots:

| | |
|----------------|-----|
| Under 35%..... | 3-0 |
| 35-39%..... | 1-2 |
| 40-44%..... | 1-0 |
| 45-49%..... | 0-3 |
| 50%+ | 0-2 |

Free Throws:

| | |
|----------------|-----|
| Under 60%..... | 2-1 |
| 60-69%..... | 2-1 |
| 70-79%..... | 1-4 |
| 80+% | 0-1 |

Free Throw Attempts:

| | |
|------------------------|-----|
| Under 20 Attempts..... | 3-2 |
| 20-29 | 1-4 |
| 30-39 | 0-1 |
| 40-49 | 1-0 |
| 50+ | 0-0 |

Field Goal Attempts:

| | |
|-------------------|-----|
| Under 50 FGA..... | 0-0 |
| 50-59 FGA..... | 1-4 |
| 60-69 FGA..... | 4-2 |
| 70+ FGA | 0-1 |

Uniforms:

| | |
|------------|-----|
| White..... | 4-2 |
| Black..... | 0-3 |
| Green..... | 1-2 |

Season Streaks

| | |
|--------------------------------|-----------------------|
| Longest Win Streak..... | 3 |
| Longest Losing Streak | 4 |
| Current Streak | Lost 1 |
| Last 10 | 5-5 |
| Largest Lead..... | 42 pts (vs Cameron) |
| Largest Deficit..... | 24 pts (at Virginia) |
| Largest Deficit Overcome | 10 pts (at St. Louis) |
| With Seroka (since 08-09)..... | 80-44 |

MEAN GREEN 2012-13 ACCOLADES AND HONORS

Tony Mitchell

- John Wooden Award Preseason Top 50 Players
- Preseason All-America (ESPN, CBS Sports, Blue Ribbon Report, Lindy's, Basketball Times)
- Sun Belt Conference Preseason Player of the Year
- Preseason First-Team All-Sun Belt
- CBS Sports 2012 Preseason Top 100 College Players (No. 7)
- Basketball Times Oct. Issue Cover Boy
- Athlon Sports No. 3 Inside-Out Player in the Country
- Lindy's No. 2 Center in the Nation
- SB Nation No. 9 on Top 100 Players in College Basketball
- NBA Draft Express 2013 NBA Mock Draft No. 8 Overall Pick

Jordan Williams

- College Sports Madness Preseason All-Sun Belt (First Team)

Chris Jones

- College Sports Madness Preseason All-Sun Belt (First Team)

STARTING LINEUPS & RECORDS

| Game | 1 | 2 | 3 | 4 | 5 | Result |
|------------------------|-------|-------------|-------------|----------|--------------|---------|
| at No. 16 Creighton | Jones | A. Williams | J. Williams | Franklin | T. Mitchell | L 71-51 |
| vs. Alabama-Huntsville | Jones | A. Williams | J. Williams | Franklin | T. Mitchell | L 78-75 |
| vs. Lamar | Jones | A. Williams | J. Williams | Franklin | T. Mitchell | W 74-59 |
| Cameron | Jones | A. Williams | J. Williams | Franklin | T. Mitchell | W 78-49 |
| vs. IUPUI | Jones | A. Williams | J. Williams | Franklin | T. Mitchell | W 80-66 |
| at Virginia | Jones | A. Williams | J. Williams | Franklin | T. Mitchell | L 80-64 |
| UT Arlington | Jones | A. Williams | J. Williams | Holmen | Franklin | L 72-59 |
| Louisiana | Jones | A. Williams | J. Williams | Franklin | T. Mitchell | L 80-76 |
| at Saint Louis | Jones | A. Williams | Holmen | Franklin | T. Mitchell | L 67-63 |
| Jackson State | Jones | A. Williams | Holmen | Franklin | T. Mitchell | W 83-65 |
| Southeastern Louisiana | Jones | A. Williams | Holmen | Franklin | T. Mitchell | W 45-40 |
| Lehigh | Jones | J. Williams | Holmen | Franklin | Stojiljkovic | L 90-75 |

MEAN GREEN MILESTONE GAMES

Double Figure Points

| | |
|------------------|----|
| T. Mitchell..... | 10 |
| J. Williams..... | 7 |
| A. Williams..... | 7 |
| Jones..... | 6 |
| Franklin..... | 6 |
| Holmen..... | 3 |

Double-Doubles

| | |
|------------------|---|
| T. Mitchell..... | 3 |
| Franklin..... | 1 |

20+ Point Games

| | |
|------------------|---|
| Jones..... | 2 |
| T. Mitchell..... | 2 |
| J. Williams..... | 1 |
| A. Williams..... | 1 |

30+ Point Games

Three Or More Steals

| | |
|------------------|---|
| Jones..... | 4 |
| T. Mitchell..... | 3 |
| Patton..... | 1 |

Double Figure Rebounds

| | |
|------------------|---|
| T. Mitchell..... | 4 |
| Franklin..... | 1 |

Three Or More Blocks

| | |
|------------------|---|
| T. Mitchell..... | 7 |
| Coleman..... | 1 |
| J. Williams..... | 1 |

Five Or More Assists

| | |
|------------|---|
| Jones..... | 7 |
|------------|---|

THE LAST TIME A MEAN GREEN PLAYER ...

Had 30 or more points

30 - Tony Mitchell vs. Denver, 1/21/12

Had 15 or more rebounds

16 - Tony Mitchell vs. UALR, 2/23/12

Had 10 or more assists

10 - Chris Jones vs. Troy, 12/31/11

Had 5 or more blocks

6 - Tony Mitchell vs. Louisiana-Lafayette, 3/4/12

Had 5 or more steals

6 - Chris Jones vs. UTA, 11/28/12

Made 90% or more FGA (min 5 att)

1.000 - George Odufuwa vs. UALR (7-7), 2/20/10

Made 80% or more FGA (min 5 att)

.857 - Roger Franklin vs. Louisiana (6-7), 12/1/12

Made 100% FTA (min 5 att)

1.000 - Alzee Williams (8-8), 12/20/12

Made 90% or more FTA (min 5 att)

.900 - Alzee Williams vs. UALR (9-10), 2/23/12

Made 8 or more 3PT's

8 - Joe Ervin vs. Arkansas, 12/30/98

Had a double-double (pts/rbs)

Tony Mitchell (15 pts / 11 reb), 12/8/12

Had consecutive double-doubles (pts/rbs)

2 - Tony Mitchell vs. Alabama-Huntsville (10 pts, 11 reb), Lamar (18 pts, 10 reb)

Had a double-double (pts/asst)

Chris Jones vs. Troy (21 pts /10 asst), 12/31/11

Had a triple-double (pts/rbs/asst)

Jesse Ratliff vs. Sam Houston St. (20pts/16reb/10asst), 2/18/93

Had a perfect shooting night (min 5 fg & ft att)

Tristan Thompson vs. Sam Houston St. (6-6 fg/2-2 3fg/6-6 ft), 12/3/08

THE LAST TIME A MEAN GREEN TEAM ...

Scored 100 or more points

107 - vs. Houston Baptist, 2/15/10

Allowed 100 or more points

100 - vs. Oklahoma State, 11/17/08

Scored 50 or fewer points

45 - vs. Southeastern Louisiana, 12/16/12

Held an opponent under 50 points

40 - vs. Southeastern Louisiana, 12/16/12

Won an overtime game

75-67 (OT) - vs. UALR, 2/23/12

Had 50 or more rebounds

50 - vs. Cameron, 11/16/16

Had 20 or more assists

22 - vs. Western Kentucky, 1/12/12

Had 10 or more steals

11 - vs. Louisiana, 12/1/12 & 15 - vs. UT Arlington, 11/28/12

Had 5 or more blocks

6 - vs. Lehigh, 12/20/12

Five or more players in double-figures

5 - vs. Jackson State, 12/8/12

Made 60% or higher FGs

.638 - vs. Florida Atlantic (30-47), 2/4/10

Made 50% or higher 3pt FGs

.571 - vs. St. Louis (4-7), 12/5/12

Made 90% or higher FTs

.938 - vs. St. Louis (15-of-16), 12/6/12

NORTH TEXAS RECORDS WATCH

Career Blocks

| | | |
|----------------|----------------------------|-----------------|
| 1.....119..... | Jeffrey Simpson | 2004-06 |
| 2.....101..... | Tony Mitchell | 2012-Pr. |
|98..... | Quincy Williams | 2005-08 |
| 4.....91..... | Kedrick Hogans | 2008-12. |
| 5.....81..... | Wendell Williams..... | 1986-89 |
| 6.....76..... | Thomas Gibson | 1990-92 |
| 7.....70..... | George Odufuwa | 2009-Pr. |
| 8.....69..... | Shawnson Johnson | 2003-04 |
| 9.....66..... | Harold Stewart..... | 2005-09 |
| 10.....60..... | Will Smith | 2000-04 |
| 11.....53..... | Jason Miller..... | 1999-01 |

Career Field Goal Percentage

| | | |
|-----------------|----------------------------|-----------------|
| 1.....585..... | John Horrocks | 1981-83 |
| 2.....581..... | Terry Bailey..... | 1974-76 |
| 3.....570..... | Will Smith | 2000-04 |
| 4.....561..... | Eric Tramiel | 2008-10 |
| 5.....559..... | Adam Smith..... | 1993-95 |
| 6.....555..... | Jeffrey Simpson | 2004-06 |
| 7.....554..... | Sean Riley..... | 1995-97 |
|544..... | George Odufuwa | 2008-Pr. |
| 9.....543..... | Keith Wooden | 2006-08 |
| 10.....540..... | Keenan DuBose..... | 1985-87 |
|535..... | Tony Mitchell | 2012-Pr. |

Career 3-Point Field Goal Percentage

| | | |
|-----------------|----------------------------|-----------------|
| 1.....431..... | George King | 1993-96 |
| 2.....413..... | Chad Elstun..... | 1995-97 |
| 3.....409..... | Dominique Johnson | 2008-11 |
| 4.....406..... | Rich Young..... | 2005-07 |
| 5.....396..... | Tristan Thompson..... | 2008-11 |
| 6.....391..... | Calvin Watson..... | 2003-07 |
|391..... | Adam McCoy | 2007-09 |
| 8.....377..... | Collin Dennis | 2007-09 |
| 9.....376..... | Isaac Hines | 2004-06 |
| 10.....372..... | Tony Mitchell | 2012-Pr. |
|372..... | Josh White | 2008-11 |
|367..... | Brandan Walton..... | 2012-Pr. |

HEAD COACH TONY BENFORD



PERSONAL

Birthdate

March 22, 1964

Hometown

Hobbs, N.M.

Alma Mater

Texas Tech, '92

Spouse

Deborah

Children

Audriana, Milena, Tony Jr., Jeremy

COACHING

North Texas

Head Coach (2012-Present)

Marquette

Assoc. Head Coach (2011-12)

Asst. Coach (2008-11)

Nebraska

Asst. Coach (2006-08)

UTEP

Asst. Coach (July 2006)

Arizona State

Assoc. Head Coach (2004-06)

Asst. Coach (1998-04)

New Mexico

Asst. Coach (1992-98)

All Saints School

Head Coach (1988-1991)

PLAYING CAREER

European League

Holland (1986-87)

Chicago Bulls

Training Camp (1986)

Boston Celtics

Fourth Round Draft Pick (1986)

Texas Tech

All-SWC (1986)

SWC Tournament MVP (1986)

Hobbs High School

1982 N.M. State MVP

1982 State Champion

One of the nation's most respected assistant coaches, Tony Benford, has taken the reigns of the North Texas men's basketball program.

A veteran of 20 years in Division I basketball and 14 postseason appearances, Benford served as the associate head coach under Buzz Williams at Marquette last season; his fourth year with the Golden Eagles. During his time at Marquette, Benford helped recruit and coach six All-Big East players, including 2012 Big East Player of the Year Jae Crowder.

Tabbed by Basketball Times, Fox Sports and Hoop Scoop as one of the country's top assistant coaches, Benford also spent time at Nebraska (2006-08), Arizona State (1998-06) and New Mexico (1992-98) developing some of the nation's most talented players.

"I couldn't be more excited about the opportunity of taking over the basketball program at North Texas," Benford said. "I would like to thank Rick Villarreal and President V. Lane Rawlins for this opportunity, and Johnny Jones for doing such a great job in making North Texas a winner. My philosophy is all about the players, and we will do everything in ensure that our players grow in the classroom, the community and on the court."

In his career Benford recruited and coached five NBA first-round draft picks: Garland, Texas; Ike Diogu (Arizona St., '05), Charles Smith (New Mexico, '97), Kenny Thomas (New Mexico, '99), Lazar Hayward (Marquette, '10) and Jimmy Butler (Marquette, '11), as well as three second-round picks in Eddie House (Arizona St., '00), Tommy Smith (Arizona St., '03) and Jeff Pendergraph (Arizona St., '09).

A native of Hobbs, N.M., Benford played collegiately at Texas Tech and was the catalyst for the Red Raiders Southwest Conference regular-season and tournament titles in 1985, and their 1986 SWC Tournament championship. He earned All-Southwest Conference and SWC Tournament MVP honors as a senior. The Boston Celtics selected Benford in the fourth round of the 1986 NBA Draft, and he played professionally in Holland for the 1986-87 season.

With Williams and Benford at the helm at Marquette, the Golden Eagles have reached the NCAA Tournament's Sweet 16 in each of the last two years. Marquette was ranked No. 11 in the final AP poll of 2012, and ranked 31st in the country in scoring offense with an average of 75.4 points per game. MU won at least 20 games and reached the NCAA Tournament in each of Benford's four years with the program.

Before arriving at Marquette, he had spent the previous two campaigns at Nebraska under head coach Doc Sadler. The Huskers collected 37 total victories in the two seasons, highlighted by a trip to the National Invitation Tournament in 2008. The squad posted 20 wins in 2007-08, just the 12th 20-win campaign in the program's 112-year history. North Texas forward Alonzo Edwards was recruited to Nebraska by Benford prior to transferring to Denton.

Benford served on the Arizona State bench as an assistant coach for his first six years in Tempe before being named associate head coach for his last two seasons. Benford helped the Sun Devils to four postseason appearances during his tenure, including earning a spot in the second round of the 2003 NCAA Tournament. While at ASU, Benford recruited Keith Wooden and George Odufuwa to Phoenix before the pair transferred to North Texas and went on to start a combined 143 games for the Mean Green.

In six seasons with New Mexico, Benford helped the Lobos reach five NCAA Tournament bids while winning 73.2 percent of their games (139-51 record). New Mexico picked up a pair of Western Athletic Conference tournament titles in 1993 and 1996, and a regular-season championship in 1994. During his stint with the Lobos, Benford coached the top four scorers in program history, including all-time leading scorer in Kenny Thomas.

As a prep all-star, Benford was a Converse All-American and the New Mexico Player of the Year after pouring in 27.5 points per game as a senior at Hobbs High School. He led Hobbs to the state title in his final season, earning MVP honors of the state championship tournament after posting 29 points in the title game.



1 Jacob Holmen

Forward

Sr. ▶ 6-8 ▶ 225
 Whitehouse, TX ▶
 (Whitehouse HS)

↳ CAREER HIGHS

Points: 21, vs Arkansas State -- 03/05/12
 Rebounds: 10, at Louisiana -- 1/27/11
 Assists: 4, vs Arkansas State -- 03/05/12
 Steals: 2, 4 times
 Blocks: 2, at Univ. of New Orleans -- 02/11/10; Henderson State -- 11/12/10; Louisiana
 FG made: 9, at Florida Atlantic -- 02/11/12
 FG attempts: 16, at Florida Atlantic -- 02/11/12
 3FG made: 5, vs Arkansas State -- 03/05/12
 3FG attempts: 7, UT Arlington -- 11/28/12
 FT made: 5, Henderson State -- 11/12/10; University of the South -- 12/02/09
 FT attempts: 6, South Alabama -- 01/21/10; Henderson State -- 11/12/10

North Texas 2012-13: Has made 15 of last 35 (42.9%) from 3-point dating back to last season ... Team's best FT% at 88.9 percent ... Highest active career scorer on team (532 career points) ... 27th career start vs Lehigh ... **2011-12:** All-Sun Belt Tournament team ...

Team-high tying 14.0 ppg in SBC Tourney, including 6-of-9 from 3-point ... Career 21 point game in semifinal win over ASU (team season-high 5-of-5 from 3-point) ... Tied season high with 8 rebounds vs ULL in quarterfinals ... Averaged 11.5 points over the year's final 8 games ... Exploded for then-career-high 20 points at FAU - all in the 2nd half ... Team's top free throw shooting forward at 78.6 percent ... Started opener (first start since 1/16/10) and tallied 8 pts, 8 reb.

↳ 2012-13 STATS

| Opponent | Date | qs | min | Total | | 3-Pointers | | Free throws | | Rebounds | | | | Other | | | | pts | avg | | |
|-----------------------|----------|----|-----|--------|-------|------------|------|-------------|-------|----------|-----|-----|-----|-------|----|-----|-----|-----|-----|-----|-----|
| | | | | fg-fga | pct | 3fg-fga | pct | ft-fga | pct | off | def | tot | avg | pf | a | t/o | blk | | | stl | |
| at Creighton | 11/09/12 | | 12 | 1-3 | .333 | 0-0 | .000 | 0-0 | .000 | 0 | 2 | 2 | 2.0 | 0 | 0 | 0 | 0 | 0 | 2 | 2.0 | |
| vs Alabama-Huntsville | 11/12/12 | | 12 | 1-5 | .200 | 0-0 | .000 | 2-2 | 1.000 | 2 | 1 | 3 | 2.5 | 0 | 0 | 0 | 0 | 1 | 4 | 3.0 | |
| vs Lamar | 11/13/12 | | 15 | 5-7 | .714 | 0-0 | .000 | 0-0 | .000 | 2 | 0 | 2 | 2.3 | 2 | 0 | 2 | 0 | 0 | 10 | 5.3 | |
| CAMERON | 11/16/12 | | 15 | 5-8 | .625 | 3-4 | .750 | 1-2 | .500 | 2 | 3 | 5 | 3.0 | 0 | 0 | 0 | 0 | 0 | 14 | 7.5 | |
| vs IUPUI | 11/19/12 | | 19 | 5-9 | .556 | 2-4 | .500 | 0-0 | .000 | 2 | 2 | 4 | 3.2 | 2 | 0 | 0 | 0 | 0 | 12 | 8.4 | |
| at Virginia | 11/20/12 | | 15 | 1-5 | .200 | 0-2 | .000 | 2-2 | 1.000 | 2 | 3 | 5 | 3.5 | 2 | 0 | 0 | 0 | 0 | 4 | 7.7 | |
| UT ARLINGTON | 11/28/12 | * | 23 | 2-8 | .250 | 2-7 | .286 | 0-0 | .000 | 0 | 5 | 5 | 3.7 | 2 | 1 | 1 | 1 | 2 | 6 | 7.4 | |
| LOUISIANA | 12/1/12 | | 22 | 3-9 | .333 | 2-4 | .500 | 0-0 | .000 | 2 | 2 | 4 | 3.8 | 4 | 1 | 1 | 2 | 1 | 8 | 7.5 | |
| at Saint Louis | 12/5/12 | * | 21 | 0-4 | .000 | 0-2 | .000 | 0-0 | .000 | 0 | 2 | 2 | 3.6 | 2 | 1 | 0 | 0 | 0 | 0 | 6.7 | |
| JACKSON STATE | 12/8/12 | * | 12 | 3-5 | .600 | 0-1 | .000 | 3-3 | 1.000 | 2 | 2 | 4 | 3.6 | 2 | 0 | 0 | 0 | 0 | 9 | 6.9 | |
| SOUTHEASTERN LA. | 12/16/12 | * | 23 | 1-6 | .167 | 0-2 | .000 | 0-0 | .000 | 3 | 2 | 5 | 3.7 | 0 | 0 | 1 | 0 | 0 | 2 | 6.5 | |
| LEHIGH | 12/20/12 | * | 19 | 3-7 | .429 | 0-1 | .000 | 0-0 | .000 | 1 | 3 | 4 | 3.8 | 1 | 0 | 1 | 1 | 0 | 6 | 6.4 | |
| Totals | | | 5 | 208 | 30-76 | .395 | 9-27 | .333 | 8-9 | .889 | 18 | 27 | 45 | 3.8 | 17 | 3 | 6 | 4 | 4 | 77 | 6.4 |

Games played: 12
 Minutes/game: 17.3
 Points/game: 6.4
 FG Pct: 39.5
 3FG Pct: 33.3
 FT Pct: 88.9

Rebounds/game: 3.8
 Assists/game: 0.3
 Turnovers/game: 0.5
 Assist/turnover ratio: 0.5
 Steals/game: 0.3
 Blocks/game: 0.3

↳ CAREER STATS

| Season | gp-gs | min/avg | Total | | 3-Point | | F-Throws | | Rebounds | | | | Other | | | | Scoring | | | |
|--------------|--------------|------------------|----------------|-------------|---------------|-------------|---------------|-------------|-----------|------------|------------|------------|------------|----------|-----------|-----------|-----------|-----------|------------|------------|
| | | | fg-fga | pct | fg-fga | pct | ft-fga | pct | off | def | tot | avg | pf | fo | ast | to | blk | stl | pts | avg |
| 2009-10 | 31-8 | 420/13.5 | 59-142 | .415 | 3-23 | .130 | 29-36 | .806 | 27 | 46 | 73 | 2.4 | 41 | 1 | 12 | 25 | 7 | 8 | 150 | 4.8 |
| 2010-11 | 26-0 | 382/14.7 | 58-134 | .433 | 12-34 | .353 | 24-32 | .750 | 31 | 47 | 78 | 3.0 | 27 | 0 | 12 | 17 | 3 | 5 | 152 | 5.8 |
| 2011-12 | 22-14 | 457/20.8 | 59-151 | .391 | 13-39 | .333 | 22-28 | .786 | 20 | 53 | 73 | 3.3 | 30 | 1 | 21 | 22 | 2 | 6 | 153 | 7.0 |
| 2012-13 | 12-5 | 208/17.3 | 30-76 | .395 | 9-27 | .333 | 8-9 | .889 | 18 | 27 | 45 | 3.8 | 17 | 0 | 3 | 6 | 4 | 4 | 77 | 6.4 |
| TOTAL | 91-27 | 1467/16.1 | 206-503 | .410 | 37-123 | .301 | 83-105 | .790 | 96 | 173 | 269 | 3.0 | 115 | 2 | 48 | 70 | 16 | 23 | 532 | 5.8 |



2 Brandon Walton

Guard

Sr. ▶ 6-2 ▶ 205
Compton, CA ▶
(Casper College)

↳ CAREER HIGHS

Points: 19, Arkansas State -- 01/28/12
Rebounds: 6, at Louisiana-Lafayette -- 01/25/12; at Florida Atlantic -- 02/11/12; Sam Houston State
Assists: 4, at FIU -- 02/09/12
Steals: 3, at UT Arlington -- 11/22/11
Blocks: 1, at South Alabama -- 01/05/12
FG made: 6, at ULM -- 01/14/12; at UALR -- 02/23/12
FG attempts: 16, at UALR -- 02/23/12
3FG made: 5, at ULM -- 01/14/12
3FG attempts: 10, at UALR -- 02/23/12
FT made: 6, Arkansas State -- 01/28/12
FT attempts: 6, Arkansas State -- 01/28/12; at FIU -- 02/09/12

North Texas 2012-13: Injured in opener at Creighton, and is expected to redshirt ... **2011-12:** Just missed the single season top-10 list for 3-pointers in a season with 54 ... 46.2 percent from 3-point in SBC Tournament ... Game-winning 3-pointer with 8.3 seconds left in QF win over ULL (game-high 16 points) ... Ranked 6th in the SBC with 2.1 3-pointers per league game, and 11th with 41.0 3FG% ... Was 32-of-76 (42.1 percent) from 3-point over season's final 15 games ... Team season-high 5 3-pointers at ULM ... 14 double-figure games, including a career-high 19 points at ASU ... Returned home to LA and tallied 14 points vs La Sierra.

↳ 2012-13 STATS

| Opponent | Date | gs | min | Total | | 3-Pointers | | Free throws | | Rebounds | | | | pf | a | t/o | blk | stl | pts | avg |
|---------------|----------|----|-----|--------|------|------------|------|-------------|------|----------|-----|-----|-----|----|---|-----|-----|-----|-----|-----|
| | | | | fg-fga | pct | 3fg-fga | pct | ft-fga | pct | off | def | tot | avg | | | | | | | |
| at Creighton | 11/09/12 | | 1 | 0-0 | .000 | 0-0 | .000 | 0-0 | .000 | 0 | 0 | 0 | 0.0 | 0 | 0 | 0 | 0 | 0 | 0 | 0.0 |
| Totals | | | 1 | 0-0 | .000 | 0-0 | .000 | 0-0 | .000 | 0 | 0 | 0 | 0.0 | 0 | 0 | 0 | 0 | 0 | 0 | 0.0 |

Games played: 1
Minutes/game: 1.0

↳ CAREER STATS

| Season | gp-gs | min/avg | Total | | 3-Point | | F-Throws | | Rebounds | | | | Scoring | | | | | | | |
|--------------|--------------|-----------------|---------------|-------------|---------------|-------------|--------------|-------------|-----------|-----------|-----------|------------|-----------|----------|-----------|-----------|----------|-----------|------------|------------|
| | | | fg-fga | pct | fg-fga | pct | ft-fga | pct | off | def | tot | avg | pf | fo | ast | to | blk | stl | pts | avg |
| 2011-12 | 32-17 | 792/24.8 | 92-237 | .388 | 54-147 | .367 | 42-63 | .667 | 29 | 53 | 82 | 2.6 | 67 | 1 | 35 | 38 | 1 | 25 | 280 | 8.8 |
| 2012-13 | 1-0 | 1/1.0 | 0-0 | .000 | 0-0 | .000 | 0-0 | .000 | 0 | 0 | 0 | 0.0 | 0 | 0 | 0 | 0 | 0 | 0 | 0 | 0.0 |
| TOTAL | 33-17 | 793/24.0 | 92-237 | .388 | 54-147 | .367 | 42-63 | .667 | 29 | 53 | 82 | 2.5 | 67 | 1 | 35 | 38 | 1 | 25 | 280 | 8.5 |



3 Alzee Williams

Guard

Jr. ▶ 6-4 ▶ 180
 Dallas, TX ▶
 (Mississippi Elite Christian Acad.)

↳ CAREER HIGHS

Points: 29, Middle Tennessee -- 02/02/12
 Rebounds: 8, Lehigh -- 12/20/12
 Assists: 5, Arkansas State -- 01/28/12
 Steals: 2, 5 times
 Blocks: 1, 6 times
 FG made: 10, Middle Tennessee -- 02/02/12
 FG attempts: 19, Middle Tennessee -- 02/02/12
 3FG made: 2, at ULM -- 02/27/10
 3FG attempts: 4, at Loyola Marymount -- 12/04/11
 FT made: 9, Middle Tennessee -- 02/02/12; at UALR -- 02/23/12
 FT attempts: 11, Middle Tennessee -- 02/02/12

North Texas 2012-13: NCAA's most efficient guard, averaging a turnover every 48.9 minutes ... Double figures in 7 of the last 10 outings (12.2 PPG) ... Utility guard, once again leads NT with 32.6 MPG ... **2011-12:** Led the league with 35.6 minutes per SBC game, and his 1,018 total minutes rank 8th in NT history ... Averaged 15.8 ppg over the last 10 games of the year, which included 29 (MTSU) and 25 (UALR) point outings ... Shot 51.6 percent from the floor in the SBC Tournament and scored a team-high-tying 14.0 ppg ... Ended the year with 10 straight double-figure games ... Game-winning OT tip-in vs Denver ... NT's go-to free throw shooter at 78.8 percent (78-of-99) ... Team-high 30 career starts (all in 2011-12) ... 18 double-figure games ... Game high 17 points at Texas.

↳ 2012-13 STATS

| Opponent | Date | qs | min | Total | | 3-Pointers | | Free throws | | Rebounds | | | | | | | | | | |
|-----------------------|----------|----|-----|--------|------|------------|------|-------------|-------|----------|-----|-----|-----|----|----|-----|-----|-----|-----|------|
| | | | | fg-fga | pct | 3fg-fga | pct | ft-fga | pct | off | def | tot | avg | pf | a | t/o | blk | stl | pts | avg |
| at Creighton | 11/09/12 | * | 29 | 3-14 | .214 | 0-0 | .000 | 3-4 | .750 | 2 | 1 | 3 | 3.0 | 1 | 1 | 0 | 0 | 0 | 9 | 9.0 |
| vs Alabama-Huntsville | 11/12/12 | * | 32 | 1-6 | .167 | 0-0 | .000 | 0-2 | .000 | 1 | 2 | 3 | 3.0 | 0 | 3 | 0 | 0 | 1 | 2 | 5.5 |
| vs Lamar | 11/13/12 | * | 37 | 6-11 | .545 | 0-0 | .000 | 5-7 | .714 | 2 | 3 | 5 | 3.7 | 0 | 2 | 0 | 0 | 0 | 17 | 9.3 |
| CAMERON | 11/16/12 | * | 22 | 6-7 | .857 | 0-0 | .000 | 0-0 | .000 | 0 | 2 | 2 | 3.3 | 1 | 1 | 1 | 1 | 0 | 12 | 10.0 |
| vs IUPUI | 11/19/12 | * | 33 | 3-11 | .273 | 0-0 | .000 | 2-4 | .500 | 1 | 3 | 4 | 3.4 | 1 | 4 | 0 | 0 | 0 | 8 | 9.6 |
| at Virginia | 11/20/12 | * | 33 | 4-11 | .364 | 0-0 | .000 | 3-5 | .600 | 1 | 0 | 1 | 3.0 | 2 | 0 | 1 | 0 | 2 | 11 | 9.8 |
| UT ARLINGTON | 11/28/12 | * | 37 | 4-9 | .444 | 1-2 | .500 | 5-8 | .625 | 1 | 1 | 2 | 2.9 | 3 | 0 | 2 | 0 | 1 | 14 | 10.4 |
| LOUISIANA | 12/1/12 | * | 31 | 1-9 | .111 | 0-0 | .000 | 5-6 | .833 | 3 | 1 | 4 | 3.0 | 1 | 2 | 1 | 0 | 0 | 7 | 10.0 |
| at Saint Louis | 12/5/12 | * | 35 | 3-5 | .600 | 0-0 | .000 | 2-2 | 1.000 | 0 | 2 | 2 | 2.9 | 1 | 1 | 0 | 0 | 0 | 8 | 9.8 |
| JACKSON STATE | 12/8/12 | * | 36 | 5-8 | .625 | 0-0 | .000 | 4-5 | .800 | 2 | 3 | 5 | 3.1 | 2 | 2 | 1 | 0 | 1 | 14 | 10.2 |
| SOUTHEASTERN LA. | 12/16/12 | * | 34 | 5-12 | .417 | 0-0 | .000 | 1-3 | .333 | 1 | 2 | 3 | 3.1 | 0 | 1 | 0 | 0 | 2 | 11 | 10.3 |
| LEHIGH | 12/20/12 | | 32 | 6-14 | .429 | 0-1 | .000 | 8-8 | 1.000 | 4 | 4 | 8 | 3.5 | 1 | 0 | 2 | 0 | 0 | 20 | 11.1 |
| Totals | | | 391 | 47-117 | .402 | 1-3 | .333 | 38-54 | .704 | 18 | 24 | 42 | 3.5 | 13 | 17 | 8 | 1 | 7 | 133 | 11.1 |

Games played: 12
 Minutes/game: 32.6
 Points/game: 11.1
 FG Pct: 40.2
 3FG Pct: 33.3
 FT Pct: 70.4

Rebounds/game: 3.5
 Assists/game: 1.4
 Turnovers/game: 0.7
 Assist/turnover ratio: 2.1
 Steals/game: 0.6
 Blocks/game: 0.1

↳ CAREER STATS

| Season | gp-gs | min/avg | Total | | 3-Point | | F-Throws | | Rebounds | | | | Scoring | | | | | | | |
|---------|-------|-----------|---------|------|---------|------|----------|------|----------|-----|-----|-----|---------|----|-----|----|-----|-----|-----|------|
| | | | fg-fga | pct | fg-fga | pct | ft-fga | pct | off | def | tot | avg | pf | fo | ast | to | blk | stl | pts | avg |
| 2009-10 | 32-0 | 244/7.6 | 21-64 | .328 | 5-31 | .161 | 14-22 | .636 | 3 | 20 | 23 | 0.7 | 19 | 0 | 5 | 18 | 3 | 7 | 61 | 1.9 |
| 2011-12 | 32-30 | 1018/31.8 | 126-267 | .472 | 5-21 | .238 | 78-99 | .788 | 36 | 73 | 109 | 3.4 | 36 | 0 | 54 | 41 | 2 | 17 | 335 | 10.5 |
| 2012-13 | 12-11 | 391/32.6 | 47-117 | .402 | 1-3 | .333 | 38-54 | .704 | 18 | 24 | 42 | 3.5 | 13 | 0 | 17 | 8 | 1 | 7 | 133 | 11.1 |
| TOTAL | 76-41 | 1653/21.8 | 194-448 | .433 | 11-55 | .200 | 130-175 | .743 | 57 | 117 | 174 | 2.3 | 68 | 0 | 76 | 67 | 6 | 31 | 529 | 7.0 |



4 P.J. Hardwick

Guard

Fr. ▶ 5-10 ▶ 170
Miami, FL ▶
(Houston Christian Life)

↳ CAREER HIGHS

Points: 5, Cameron -- 11/16/12
Rebounds: 9, Cameron -- 11/16/12
Assists: 4, vs Lamar -- 11/13/12
Steals: 2, 4 times
FG made: 2, Cameron -- 11/16/12
FG attempts: 5, at Creighton -- 11-09-12; at Creighton -- 11/09/12; Cameron -- 11/16/12
3FG attempts: 1, at Creighton -- 11-09-12; at Creighton -- 11/09/12
FT made: 2, at Saint Louis -- 12/05/12
FT attempts: 2, 4 times

2012-13 North Texas: 2nd at NT with 18 assists ... Game-high 9 boards vs. Cameron ... 7 assists in 2 NIT Season Tip-Off games ... Saw first career action at Creighton, tallied 3 pts ... **Houston Christian Life Academy:** Known for his lightning quick moves, point guard P.J. Hardwick became the first signee of the Tony Benford era ... Averaged 15 points and 10 assists per game as a senior for Christian Life Academy in Houston ... Originally signed with Mississippi State as a part of the nation's No. 17 ranked recruiting class according to Hoop Scoop ... Hoop Scoop also listed Hardwick as the No. 250 ranked player in the nation ... As a junior, Hardwick led Christian Life to a 30-1 record while averaging nine points and 12 assists per game ... Rivals.com named Hardwick a three-star recruit.

↳ 2012-13 STATS

| Opponent | Date | qs | min | Total | | 3-Pointers | | Free throws | | Rebounds | | | | | | | | | | |
|-----------------------|----------|----|-----|--------|-------|------------|------|-------------|-------|----------|-----|-----|-----|----|----|-----|-----|-----|-----|-----|
| | | | | fg-fga | pct | 3fg-fga | pct | ft-fga | pct | off | def | tot | avg | pf | a | t/o | blk | stl | pts | avg |
| at Creighton | 11/09/12 | | 21 | 1-5 | .200 | 0-1 | .000 | 1-2 | .500 | 1 | 1 | 2 | 2.0 | 2 | 3 | 0 | 0 | 1 | 3 | 3.0 |
| vs Alabama-Huntsville | 11/12/12 | | 13 | 1-1 | 1.000 | 0-0 | .000 | 0-0 | .000 | 1 | 2 | 3 | 2.5 | 2 | 3 | 1 | 0 | 0 | 2 | 2.5 |
| vs Lamar | 11/13/12 | | 16 | 1-2 | .500 | 0-0 | .000 | 0-0 | .000 | 1 | 0 | 1 | 2.0 | 2 | 4 | 3 | 0 | 0 | 2 | 2.3 |
| CAMERON | 11/16/12 | | 18 | 2-5 | .400 | 0-0 | .000 | 1-1 | 1.000 | 3 | 6 | 9 | 3.8 | 1 | 1 | 2 | 0 | 2 | 5 | 3.0 |
| vs IUPUI | 11/19/12 | | 14 | 1-1 | 1.000 | 0-0 | .000 | 0-0 | .000 | 0 | 1 | 1 | 3.2 | 0 | 1 | 1 | 0 | 1 | 2 | 2.8 |
| at Virginia | 11/20/12 | | 20 | 0-0 | .000 | 0-0 | .000 | 0-1 | .000 | 0 | 1 | 1 | 2.8 | 2 | 2 | 1 | 0 | 0 | 0 | 2.3 |
| UT ARLINGTON | 11/28/12 | | 10 | 0-0 | .000 | 0-0 | .000 | 0-0 | .000 | 0 | 0 | 0 | 2.4 | 2 | 0 | 0 | 0 | 2 | 0 | 2.0 |
| LOUISIANA | 12/1/12 | | 6 | 0-0 | .000 | 0-0 | .000 | 0-0 | .000 | 0 | 0 | 0 | 2.1 | 0 | 0 | 0 | 0 | 0 | 0 | 1.8 |
| at Saint Louis | 12/5/12 | | 3 | 0-0 | .000 | 0-0 | .000 | 2-2 | 1.000 | 0 | 0 | 0 | 1.9 | 1 | 0 | 2 | 0 | 2 | 2 | 1.8 |
| JACKSON STATE | 12/8/12 | | 17 | 1-2 | .500 | 0-0 | .000 | 0-2 | .000 | 1 | 2 | 3 | 2.0 | 4 | 2 | 0 | 0 | 1 | 2 | 1.8 |
| SOUTHEASTERN LA. | 12/16/12 | | 12 | 1-3 | .333 | 0-0 | .000 | 0-0 | .000 | 0 | 2 | 2 | 2.0 | 0 | 1 | 1 | 0 | 1 | 2 | 1.8 |
| LEHIGH | 12/20/12 | | 14 | 1-1 | 1.000 | 0-0 | .000 | 0-0 | .000 | 0 | 2 | 2 | 2.0 | 4 | 1 | 1 | 0 | 2 | 2 | 1.8 |
| Totals | | 0 | 164 | 9-20 | .450 | 0-1 | .000 | 4-8 | .500 | 7 | 17 | 24 | 2.0 | 20 | 18 | 12 | 0 | 12 | 22 | 1.8 |

Games played: 12
Minutes/game: 13.7
Points/game: 1.8
FG Pct: 45.0
3FG Pct: 0.0
FT Pct: 50.0

Rebounds/game: 2.0
Assists/game: 1.5
Turnovers/game: 1.0
Assist/turnover ratio: 1.5
Steals/game: 1.0



5 Chris Jones

Guard

So. ▶ 6-2 ▶ 202
Garland, TX ▶
(Lakeview Centennial HS)

↳ CAREER HIGHS

Points: 31, at Texas Tech -- 11/16/11
Rebounds: 12, St. Gregory's -- 11/11/11
Assists: 10, Troy -- 12/31/11
Steals: 6, UT Arlington -- 11/28/12
Blocks: 1, 4 times
FG made: 9, at Texas Tech -- 11/16/11
FG attempts: 21, at Texas Tech -- 11/16/11
3FG made: 5, Jackson State -- 12/18/11
3FG attempts: 6, at UT Arlington -- 11/22/11; at Mississippi State -- 11/27/11; Jackson State
FT made: 12, at Texas Tech -- 11/16/11
FT attempts: 13, at Texas Tech -- 11/16/11; Louisiana -- 12/1/12

North Texas 2012-13: 2.0 steals per game ranks 2nd in the SBC, 79th nationally ... 6 steals vs UTA tied for 3rd most in NT history, most since 1991 ... 5.1 APG ranks leads the Sun Belt, 59th in the nation ... **2011-12:** Jones' 4.26 apg average highest by a frosh in NT history (8th overall) ... NCAA's 19th highest scoring frosh at 14.1 ppg ... 1 rebound vs Troy from first NT triple-double since 1993 (21 pts, 9 reb, 10 asst) ... 10 assts vs Troy ranks 12th in school history, most by NT player since 2000 ... Missed the final 13 games of the year (Was leading the SBC with 6.0 apg in league games, also ranked top 10 in SBC in pts, asst, steals, A/TO ratio & def rebounds) ... 2.4 steals ranks 21st in NCAA, 3rd in SBC ... 31 points at Texas Tech are the 5th most by a frosh in NT history ... Four games of 20+ points.

↳ 2012-13 STATS

| Opponent | Date | qs | min | Total | | 3-Pointers | | Free throws | | Rebounds | | | | pf | a | t/o | blk | stl | pts | avg | |
|-----------------------|----------|----|-----|--------|--------|------------|-------|-------------|-------|----------|-----|-----|-----|-----|----|-----|-----|-----|-----|------|------|
| | | | | fg-fga | pct | 3fg-fga | pct | ft-fta | pct | off | def | tot | avg | | | | | | | | |
| at Creighton | 11/09/12 | * | 21 | 0-4 | .000 | 0-1 | .000 | 0-0 | .000 | 1 | 3 | 4 | 4.0 | 4 | 3 | 2 | 0 | 1 | 0 | 0.0 | |
| vs Alabama-Huntsville | 11/12/12 | * | 26 | 3-15 | .200 | 0-2 | .000 | 7-12 | .583 | 1 | 2 | 3 | 3.5 | 3 | 7 | 3 | 0 | 1 | 13 | 6.5 | |
| vs Lamar | 11/13/12 | * | 29 | 7-9 | .778 | 0-0 | .000 | 1-1 | 1.000 | 0 | 2 | 2 | 3.0 | 1 | 7 | 3 | 0 | 1 | 15 | 9.3 | |
| CAMERON | 11/16/12 | * | 24 | 8-9 | .889 | 0-0 | .000 | 0-1 | .000 | 0 | 5 | 5 | 3.5 | 2 | 7 | 2 | 0 | 1 | 16 | 11.0 | |
| vs IUPUI | 11/19/12 | * | 29 | 4-6 | .667 | 1-1 | 1.000 | 0-0 | .000 | 0 | 3 | 3 | 3.4 | 2 | 8 | 5 | 0 | 2 | 9 | 10.6 | |
| at Virginia | 11/20/12 | * | 23 | 3-8 | .375 | 0-2 | .000 | 0-0 | .000 | 2 | 1 | 3 | 3.3 | 4 | 2 | 1 | 0 | 1 | 6 | 9.8 | |
| UT ARLINGTON | 11/28/12 | * | 33 | 2-10 | .200 | 0-1 | .000 | 3-4 | .750 | 2 | 2 | 4 | 3.4 | 3 | 5 | 3 | 0 | 6 | 7 | 9.4 | |
| LOUISIANA | 12/1/12 | * | 34 | 6-12 | .500 | 1-2 | .500 | 10-13 | .769 | 3 | 2 | 5 | 3.6 | 3 | 4 | 2 | 0 | 4 | 23 | 11.1 | |
| at Saint Louis | 12/5/12 | * | 37 | 8-13 | .615 | 1-1 | 1.000 | 4-5 | .800 | 1 | 6 | 7 | 4.0 | 2 | 7 | 6 | 0 | 3 | 21 | 12.2 | |
| JACKSON STATE | 12/8/12 | * | 24 | 3-10 | .300 | 0-3 | .000 | 5-6 | .833 | 0 | 1 | 1 | 3.7 | 4 | 3 | 2 | 0 | 0 | 11 | 12.1 | |
| SOUTHEASTERN LA. | 12/16/12 | * | 25 | 0-7 | .000 | 0-2 | .000 | 1-2 | .500 | 1 | 3 | 4 | 3.7 | 4 | 1 | 1 | 0 | 3 | 1 | 11.1 | |
| LEHIGH | 12/20/12 | * | 23 | 0-8 | .000 | 0-0 | .000 | 0-0 | .000 | 1 | 3 | 4 | 3.8 | 0 | 7 | 4 | 0 | 1 | 0 | 10.2 | |
| Totals | | | 12 | 328 | 44-111 | .396 | 3-15 | .200 | 31-44 | .705 | 12 | 33 | 45 | 3.8 | 32 | 61 | 34 | 0 | 24 | 122 | 10.2 |

Games played: 12
Minutes/game: 27.3
Points/game: 10.2
FG Pct: 39.6
3FG Pct: 20.0
FT Pct: 70.5

Rebounds/game: 3.8
Assists/game: 5.1
Turnovers/game: 2.8
Assist/turnover ratio: 1.8
Steals/game: 2.0

↳ CAREER STATS

| Season | gp-gs | min/avg | Total | | 3-Point | | F-Throws | | Rebounds | | | | Scoring | | | | | | | |
|---------|-------|----------|---------|------|---------|------|----------|------|----------|-----|-----|-----|---------|----|-----|-----|-----|-----|-----|------|
| | | | fg-fga | pct | fg-fga | pct | ft-fta | pct | off | def | tot | avg | pf | fo | ast | to | blk | stl | pts | avg |
| 2011-12 | 19-19 | 558/29.4 | 97-222 | .437 | 18-64 | .281 | 55-71 | .775 | 11 | 78 | 89 | 4.7 | 40 | 0 | 81 | 70 | 4 | 45 | 267 | 14.1 |
| 2012-13 | 12-12 | 328/27.3 | 44-111 | .396 | 3-15 | .200 | 31-44 | .705 | 12 | 33 | 45 | 3.8 | 32 | 0 | 61 | 34 | 0 | 24 | 122 | 10.2 |
| TOTAL | 31-31 | 886/28.6 | 141-333 | .423 | 21-79 | .266 | 86-115 | .748 | 23 | 111 | 134 | 4.3 | 72 | 0 | 142 | 104 | 4 | 69 | 389 | 12.5 |



10 Austin Mitchell

Guard

Fr. ▶ 6-1 ▶ 180
Plano, TX ▶
(Plano HS)

↳ CAREER HIGHS

Rebounds: 1, at Creighton -- 11-09-12; at Creighton -- 11/09/12; Jackson State
Steals: 1, vs Lamar -- 11/13/12
FG attempts: 1, at Creighton -- 11-09-12; at Creighton -- 11/09/12

North Texas 2012-13: Saw first career action at Creighton and against Lamar ... **Plano HS:** Averaged 16.3 points per game as a senior at Plano, which ranked 12th among all players in the DFW area ... Named First-Team All-District 8-5A ... North Texas Basketball Coaches Association 2012 All-Star Game participant ... Also hauled in 2.4 rebounds and 2.5 assists per game as a senior ... Knocked down 19 3-pointers in 26 games ... Helped the Wildcats average 56.0 points per game.

↳ 2012-13 STATS

| Opponent | Date | gs | min | Total | | 3-Pointers | | Free throws | | Rebounds | | | | pf | a | t/o | blk | stl | pts | avg |
|---------------|----------|----------|----------|------------|-------------|------------|-------------|-------------|-------------|----------|----------|----------|------------|----------|----------|----------|----------|----------|----------|------------|
| | | | | fg-fga | pct | 3fg-fga | pct | ft-fga | pct | off | def | tot | avg | | | | | | | |
| at Creighton | 11/09/12 | 1 | 1 | 0-1 | .000 | 0-0 | .000 | 0-0 | .000 | 1 | 0 | 1 | 1.0 | 0 | 0 | 0 | 0 | 0 | 0 | 0.0 |
| vs Lamar | 11/13/12 | 1 | 1 | 0-0 | .000 | 0-0 | .000 | 0-0 | .000 | 0 | 0 | 0 | 0.5 | 0 | 0 | 0 | 0 | 1 | 0 | 0.0 |
| CAMERON | 11/16/12 | 1 | 1 | 0-0 | .000 | 0-0 | .000 | 0-0 | .000 | 0 | 0 | 0 | 0.3 | 0 | 0 | 0 | 0 | 0 | 0 | 0.0 |
| vs IUPUI | 11/19/12 | 1 | 1 | 0-0 | .000 | 0-0 | .000 | 0-0 | .000 | 0 | 0 | 0 | 0.3 | 0 | 0 | 0 | 0 | 0 | 0 | 0.0 |
| at Virginia | 11/20/12 | 1 | 1 | 0-0 | .000 | 0-0 | .000 | 0-0 | .000 | 0 | 0 | 0 | 0.2 | 0 | 0 | 0 | 0 | 0 | 0 | 0.0 |
| JACKSON STATE | 12/8/12 | 2 | 2 | 0-0 | .000 | 0-0 | .000 | 0-0 | .000 | 0 | 1 | 1 | 0.3 | 0 | 0 | 0 | 0 | 0 | 0 | 0.0 |
| LEHIGH | 12/20/12 | 1 | 1 | 0-0 | .000 | 0-0 | .000 | 0-0 | .000 | 0 | 0 | 0 | 0.3 | 0 | 0 | 0 | 0 | 0 | 0 | 0.0 |
| Totals | | 0 | 8 | 0-1 | .000 | 0-0 | .000 | 0-0 | .000 | 1 | 1 | 2 | 0.3 | 0 | 0 | 0 | 0 | 1 | 0 | 0.0 |

Games played: 7
Minutes/game: 1.1
FG Pct: 0.0

Rebounds/game: 0.3
Steals/game: 0.1



11 Justin Patton

Forward

Sr. ▶ 6-7 ▶ 200
Bossier City, LA ▶
(Grambling State)

↳ CAREER HIGHS

Points: 8, Louisiana -- 12/1/12
Rebounds: 3, vs IUPUI -- 11/19/12
Assists: 1, 4 times
Steals: 3, Louisiana -- 12/1/12
FG made: 4, Louisiana -- 12/1/12
FG attempts: 6, Louisiana -- 12/1/12
3FG made: 1, at Virginia -- 11/20/12
3FG attempts: 2, at Virginia -- 11/20/12; Lehigh -- 12/20/12
FT made: 4, Jackson State -- 12/8/12
FT attempts: 6, Jackson State -- 12/8/12

North Texas 2012-13: Breakout game vs Louisiana: 8 points on 4-of-6 shooting, 3 steals in 10 minutes ... First career 3-pointer at Virginia ... Recovered from knee injury to see first action against Lamar ... **2011-12:** Sat out the 2011-12 season after transferring ... Was Grambling State's leading scorer and rebounder in 2010-11 with 13.2 points and a SWAC leading 7.1 rebounds per game ... Named Second Team All-SWAC ... Louisiana Sports Writers Assn All-Louisiana Second Team selection ... Won two SWAC Player of the Week awards ... Piled up 43 steals and 192 free throw attempts for the Tigers ... Scored a season-best 31 points against Mississippi Valley, and had back-to-back outings of 16 and 17 rebounds in SWAC play ... Dropped in a team-high 26 points on 9-of-18 shooting and added 10 boards against NT.

↳ 2012-13 STATS

| Opponent | Date | gs | min | Total | | 3-Pointers | | Free throws | | Rebounds | | | | pf | a | t/o | blk | stl | pts | avg |
|------------------|----------|----|-----|--------|-------|------------|------|-------------|-------|----------|-----|-----|-----|----|---|-----|-----|-----|-----|-----|
| | | | | fg-fga | pct | 3fg-fga | pct | ft-fa | pct | off | def | tot | avg | | | | | | | |
| vs Lamar | 11/13/12 | | 1 | 0-0 | .000 | 0-0 | .000 | 0-0 | .000 | 0 | 0 | 0 | 0.0 | 0 | 0 | 0 | 0 | 0 | 0 | 0.0 |
| CAMERON | 11/16/12 | | 11 | 0-3 | .000 | 0-1 | .000 | 2-2 | 1.000 | 0 | 0 | 0 | 0.0 | 0 | 1 | 0 | 0 | 0 | 2 | 1.0 |
| vs IUPUI | 11/19/12 | | 10 | 0-4 | .000 | 0-0 | .000 | 0-0 | .000 | 1 | 2 | 3 | 1.0 | 2 | 1 | 0 | 0 | 0 | 0 | 0.7 |
| at Virginia | 11/20/12 | | 6 | 1-2 | .500 | 1-2 | .500 | 0-0 | .000 | 0 | 0 | 0 | 0.8 | 0 | 0 | 0 | 0 | 1 | 3 | 1.3 |
| UT ARLINGTON | 11/28/12 | | 4 | 1-1 | 1.000 | 0-0 | .000 | 0-0 | .000 | 0 | 0 | 0 | 0.6 | 0 | 0 | 0 | 0 | 0 | 2 | 1.4 |
| LOUISIANA | 12/1/12 | | 10 | 4-6 | .667 | 0-0 | .000 | 0-0 | .000 | 1 | 1 | 2 | 0.8 | 2 | 0 | 2 | 0 | 3 | 8 | 2.5 |
| at Saint Louis | 12/5/12 | | 2 | 0-0 | .000 | 0-0 | .000 | 0-0 | .000 | 0 | 0 | 0 | 0.7 | 2 | 1 | 0 | 0 | 0 | 0 | 2.1 |
| JACKSON STATE | 12/8/12 | | 11 | 1-2 | .500 | 0-0 | .000 | 4-6 | .667 | 0 | 2 | 2 | 0.9 | 4 | 0 | 0 | 0 | 0 | 6 | 2.6 |
| SOUTHEASTERN LA. | 12/16/12 | | 10 | 0-2 | .000 | 0-1 | .000 | 1-2 | .500 | 1 | 1 | 2 | 1.0 | 2 | 1 | 0 | 0 | 2 | 1 | 2.4 |
| LEHIGH | 12/20/12 | | 9 | 0-4 | .000 | 0-2 | .000 | 2-2 | 1.000 | 0 | 1 | 1 | 1.0 | 1 | 0 | 1 | 0 | 0 | 2 | 2.4 |
| Totals | | 0 | 74 | 7-24 | .292 | 1-6 | .167 | 9-12 | .750 | 3 | 7 | 10 | 1.0 | 13 | 4 | 3 | 0 | 6 | 24 | 2.4 |

Games played: 10
Minutes/game: 7.4
Points/game: 2.4
FG Pct: 29.2
3FG Pct: 16.7
FT Pct: 75.0

Rebounds/game: 1.0
Assists/game: 0.4
Turnovers/game: 0.3
Assist/turnover ratio: 1.3
Steals/game: 0.6



13 Tony Mitchell

Forward

So. ▶ 6-8 ▶ 235
Dallas, TX ▶
(Pinkston HS)

↳ CAREER HIGHS

Points: 34, at South Alabama -- 01/05/12
Rebounds: 21, at Florida Atlantic -- 02/11/12
Assists: 5, at Florida Atlantic -- 02/11/12
Steals: 3, vs Lamar -- 11/13/12; vs IUPUI -- 11/19/12
Blocks: 6, 4 times
FG made: 11, at South Alabama -- 01/05/12; Denver -- 01/21/12
FG attempts: 19, Denver -- 01/21/12
3FG made: 3, at South Alabama -- 01/05/12; at ULM -- 01/14/12
3FG attempts: 6, UT Arlington -- 11/28/12
FT made: 12, at Florida Atlantic -- 02/11/12
FT attempts: 15, at Florida Atlantic -- 02/11/12

PRESEASON ALL-AMERICAN

North Texas 2012-13: Owns 27 double-digit scoring games & 13 career double-doubles ... 7th career 20+ point game vs Lehigh ... 2nd player in NT history with over 100 career blocks ... Preseason All-American ... Standout at the prestigious LeBron James and Amarè Stoudemire Skills Academies ... **2011-12:** Lou Henson Award Finalist ... Only third player in league history to earn Sun Belt Freshman of the Year & First-Team All-SBC in same season ... One of only 2 freshmen in the NCAA to average a double-double (14.7 PPG, 10.3 RPG) ... First frosh with multiple 30+ point/15+ rebound games since Micheal Beasley (KSU, 2007-08) ... 10.3 RPG average 2nd among freshman nationally (Anthony Davis, UK - 10.4) ... In league-only games, Mitchell led the Sun Belt in PPG (15.9), RPG (11.8), 3FG% (47.1), BPG (3.1), also 2nd in FG% (58.1) ... Set NT single-season blocks record (70), and blocks per game record (3.04) ... 22 pts/21 reb vs FAU - Tied for 9th most rebounds in the NCAA last year, is one of six 21+ reb/20+ pt games in '11-12 ... Sun Belt high 10 double-doubles ... 2nd player in league history to earn three straight SBC Player of the Week awards ... Top scoring (34 pts) & rebounding (21 reb) performances in SBC this year.

↳ 2012-13 STATS

| Opponent | Date | qs | min | Total | | 3-Pointers | | Free throws | | Rebounds | | | | pf | a | t/o | blk | stl | pts | avg | |
|-----------------------|----------|----|-----|--------|--------|------------|-------|-------------|-------|----------|-----|-----|-----|-----|----|-----|-----|-----|-----|------|------|
| | | | | fg-fga | pct | 3fg-fga | pct | ft-fta | pct | off | def | tot | avg | | | | | | | | |
| at Creighton | 11/09/12 | * | 30 | 8-15 | .533 | 2-5 | .400 | 0-0 | .000 | 2 | 5 | 7 | 7.0 | 4 | 0 | 1 | 2 | 2 | 18 | 18.0 | |
| vs Alabama-Huntsville | 11/12/12 | * | 31 | 2-4 | .500 | 1-1 | 1.000 | 5-6 | .833 | 2 | 9 | 11 | 9.0 | 5 | 1 | 3 | 3 | 0 | 10 | 14.0 | |
| vs Lamar | 11/13/12 | * | 28 | 6-16 | .375 | 2-3 | .667 | 4-8 | .500 | 3 | 7 | 10 | 9.3 | 2 | 0 | 1 | 2 | 3 | 18 | 15.3 | |
| CAMERON | 11/16/12 | * | 23 | 3-5 | .600 | 1-2 | .500 | 4-6 | .667 | 2 | 5 | 7 | 8.8 | 0 | 3 | 0 | 2 | 1 | 11 | 14.3 | |
| vs IUPUI | 11/19/12 | * | 32 | 10-18 | .556 | 1-5 | .200 | 0-0 | .000 | 3 | 6 | 9 | 8.8 | 2 | 2 | 1 | 4 | 3 | 21 | 15.6 | |
| at Virginia | 11/20/12 | * | 34 | 4-8 | .500 | 1-5 | .200 | 7-9 | .778 | 4 | 5 | 9 | 8.8 | 3 | 0 | 3 | 3 | 1 | 16 | 15.7 | |
| UT ARLINGTON | 11/28/12 | * | 28 | 3-13 | .231 | 0-6 | .000 | 6-6 | 1.000 | 6 | 3 | 9 | 8.9 | 4 | 0 | 4 | 4 | 2 | 12 | 15.1 | |
| LOUISIANA | 12/1/12 | * | 25 | 1-1 | 1.000 | 0-0 | .000 | 1-2 | .500 | 0 | 4 | 4 | 8.3 | 5 | 0 | 5 | 3 | 1 | 3 | 13.6 | |
| at Saint Louis | 12/5/12 | * | 28 | 7-12 | .583 | 2-3 | .667 | 2-2 | 1.000 | 3 | 5 | 8 | 8.2 | 4 | 0 | 3 | 0 | 1 | 18 | 14.1 | |
| JACKSON STATE | 12/8/12 | * | 31 | 6-9 | .667 | 0-2 | .000 | 3-7 | .429 | 2 | 9 | 11 | 8.5 | 2 | 1 | 1 | 2 | 2 | 15 | 14.2 | |
| SOUTHEASTERN LA. | 12/16/12 | * | 34 | 1-9 | .111 | 0-3 | .000 | 6-8 | .750 | 2 | 8 | 10 | 8.6 | 2 | 0 | 1 | 3 | 0 | 8 | 13.6 | |
| LEHIGH | 12/20/12 | * | 31 | 8-13 | .615 | 1-2 | .500 | 5-9 | .556 | 3 | 6 | 9 | 8.7 | 3 | 0 | 1 | 3 | 1 | 22 | 14.3 | |
| Totals | | | 10 | 355 | 59-123 | .480 | 11-37 | .297 | 43-63 | .683 | 32 | 72 | 104 | 8.7 | 36 | 7 | 24 | 31 | 17 | 172 | 14.3 |

Games played: 12
Minutes/game: 29.6
Points/game: 14.3
FG Pct: 48.0
3FG Pct: 29.7
FT Pct: 68.3

Rebounds/game: 8.7
Assists/game: 0.6
Turnovers/game: 2.0
Assist/turnover ratio: 0.3
Steals/game: 1.4
Blocks/game: 2.6

↳ CAREER STATS

| Season | gp-gs | min/avg | Total | | 3-Point | | F-Throws | | Rebounds | | | | Scoring | | | | | | | |
|---------|-------|-----------|---------|------|---------|------|----------|------|----------|-----|-----|------|---------|----|-----|----|-----|-----|-----|------|
| | | | fg-fga | pct | fg-fga | pct | ft-fta | pct | off | def | tot | avg | pf | fo | ast | to | blk | stl | pts | avg |
| 2011-12 | 23-22 | 676/29.4 | 118-208 | .567 | 18-41 | .439 | 85-115 | .739 | 58 | 180 | 238 | 10.3 | 70 | 2 | 36 | 65 | 70 | 20 | 339 | 14.7 |
| 2012-13 | 12-10 | 355/29.6 | 59-123 | .480 | 11-37 | .297 | 43-63 | .683 | 32 | 72 | 104 | 8.7 | 36 | 2 | 7 | 24 | 31 | 17 | 172 | 14.3 |
| TOTAL | 35-32 | 1031/29.5 | 177-331 | .535 | 29-78 | .372 | 128-178 | .719 | 90 | 252 | 342 | 9.8 | 106 | 4 | 43 | 89 | 101 | 37 | 511 | 14.6 |

**21** T.J.
Taylor

Guard

So. ▶ 6-3 ▶ 220
Denison, TX ▶
(Paris JC / Marquette)

↳ CAREER HIGHS

North Texas: Is expected to sit out the 2012-13 season after transferring from Marquette ... **Paris Junior College:** Third Team All-America selection by the National Junior College Athletic Association in 2011-12 ... First team all-conference and all-region honoree under head coach Chuck Taylor at Paris Junior College ... Two-time Region 14 Player of the Week ... Helped lead the dragons to the regular season conference title ... posted season averages of 14.0 points, 5.0 rebounds, 3.0 assists and 1.0 steals per game ... was named the team's most valuable player, as well as top performer for all of the programs at Paris.



22 Clarke Overlander

Guard

Fr. ▶ 6-5 ▶ 210
Argyle, TX ▶
(Argyle HS)

↳ CAREER HIGHS

Points: 3, vs Lamar -- 11/13/12; at Virginia -- 11/20/12
Rebounds: 1, vs Lamar -- 11/13/12; Lehigh -- 12/20/12; Jackson
Assists: 2, at Creighton -- 11-09-12; at Creighton -- 11/09/12
Steals: 2, vs Lamar -- 11/13/12
Blocks: 1, Southeastern La. -- 12/16/12
FG made: 1, vs Lamar -- 11/13/12; at Virginia -- 11/20/12; Lehigh
FG attempts: 6, Cameron -- 11/16/12
3FG made: 1, vs Lamar -- 11/13/12; at Virginia -- 11/20/12
3FG attempts: 6, Cameron -- 11/16/12
FT made: 2, Louisiana -- 12/1/12
FT attempts: 3, Louisiana -- 12/1/12

North Texas 2012-13: 1-of-2 from inside 3-point, but 2-of-25 from beyond ... First career block against SELA ... Notched first career 3-pointer in Lamar win ... Saw first career action Creighton, tallied 2 assists ... **Argyle High School:** Led Argyle to a 31-8 record and its first 3A state title as a senior ... Was named the UIL State Tournament MVP after hauling in 14 points, 10 rebounds and four assists in the state title game ... First-Team All-District as a senior, but was named the District 9-3A MVP as both a sophomore and junior ... Is the first known Denton area player to sign a scholarship to play for the Mean Green ... Multiple Texas Association of Basketball Coaches All Region and All-State selections ... Averaged 15.5 points per game as a sophomore, and upped that to 19 per game and 50 percent 3-point percentage as a junior.

↳ 2012-13 STATS

| Opponent | Date | qs | min | Total | | 3-Pointers | | Free throws | | Rebounds | | | | pf | a | t/o | blk | stl | pts | avg |
|-----------------------|----------|----|-----|--------|------|------------|------|-------------|------|----------|-----|-----|-----|----|---|-----|-----|-----|-----|-----|
| | | | | fg-fga | pct | 3fg-fga | pct | ft-fa | pct | off | def | tot | avg | | | | | | | |
| at Creighton | 11/09/12 | | 15 | 0-3 | .000 | 0-3 | .000 | 0-0 | .000 | 0 | 0 | 0 | 0.0 | 0 | 2 | 2 | 0 | 0 | 0 | 0.0 |
| vs Alabama-Huntsville | 11/12/12 | | 10 | 0-3 | .000 | 0-2 | .000 | 0-0 | .000 | 0 | 0 | 0 | 0.0 | 1 | 0 | 0 | 0 | 0 | 0 | 0.0 |
| vs Lamar | 11/13/12 | | 13 | 1-5 | .200 | 1-5 | .200 | 0-0 | .000 | 0 | 1 | 1 | 0.3 | 2 | 1 | 0 | 0 | 2 | 3 | 1.0 |
| CAMERON | 11/16/12 | | 16 | 0-6 | .000 | 0-6 | .000 | 0-0 | .000 | 0 | 0 | 0 | 0.3 | 2 | 0 | 0 | 0 | 1 | 0 | 0.8 |
| vs IUPUI | 11/19/12 | | 2 | 0-0 | .000 | 0-0 | .000 | 0-0 | .000 | 0 | 0 | 0 | 0.2 | 2 | 1 | 0 | 0 | 0 | 0 | 0.6 |
| at Virginia | 11/20/12 | | 8 | 1-2 | .500 | 1-2 | .500 | 0-0 | .000 | 0 | 0 | 0 | 0.2 | 0 | 0 | 0 | 0 | 1 | 3 | 1.0 |
| UT ARLINGTON | 11/28/12 | | 1 | 0-1 | .000 | 0-1 | .000 | 0-0 | .000 | 0 | 0 | 0 | 0.1 | 0 | 0 | 0 | 0 | 0 | 0 | 0.9 |
| LOUISIANA | 12/1/12 | | 1 | 0-0 | .000 | 0-0 | .000 | 2-3 | .667 | 0 | 0 | 0 | 0.1 | 1 | 0 | 0 | 0 | 0 | 2 | 1.0 |
| at Saint Louis | 12/5/12 | | 3 | 0-0 | .000 | 0-0 | .000 | 0-0 | .000 | 0 | 0 | 0 | 0.1 | 0 | 0 | 0 | 0 | 0 | 0 | 0.9 |
| JACKSON STATE | 12/8/12 | | 4 | 0-2 | .000 | 0-2 | .000 | 0-0 | .000 | 0 | 1 | 1 | 0.2 | 0 | 0 | 0 | 0 | 0 | 0 | 0.8 |
| SOUTHEASTERN LA. | 12/16/12 | | 5 | 0-2 | .000 | 0-2 | .000 | 0-0 | .000 | 0 | 0 | 0 | 0.2 | 1 | 0 | 0 | 1 | 1 | 0 | 0.7 |
| LEHIGH | 12/20/12 | | 9 | 1-3 | .333 | 0-2 | .000 | 0-0 | .000 | 1 | 0 | 1 | 0.3 | 1 | 0 | 0 | 0 | 0 | 2 | 0.8 |
| Totals | | 0 | 87 | 3-27 | .111 | 2-25 | .080 | 2-3 | .667 | 1 | 2 | 3 | 0.3 | 10 | 4 | 2 | 1 | 5 | 10 | 0.8 |

Games played: 12
Minutes/game: 7.3
Points/game: 0.8
FG Pct: 11.1
3FG Pct: 8.0
FT Pct: 66.7

Rebounds/game: 0.3
Assists/game: 0.3
Turnovers/game: 0.2
Assist/turnover ratio: 2.0
Steals/game: 0.4
Blocks/game: 0.1



23 Jordan Williams

Guard

So. ▶ 6-6 ▶ 195
Dallas, TX ▶
(Kimball HS)

↳ CAREER HIGHS

Points: 26, vs Alabama-Huntsville -- 11/12/12
Rebounds: 8, at Texas -- 11/29/11; Sam Houston State -- 12/10/11
Assists: 5, vs La Sierra -- 12/02/11
Steals: 4, at Mississippi State -- 11/27/11
Blocks: 3, Cameron -- 11/16/12
FG made: 8, vs Alabama-Huntsville -- 11/12/12; Troy -- 12/31/11
FG attempts: 16, vs Alabama-Huntsville -- 11/12/12
3FG made: 4, at UT Arlington -- 11/22/11
3FG attempts: 8, vs Alabama-Huntsville -- 11/12/12; Troy -- 12/31/11
FT made: 7, vs Alabama-Huntsville -- 11/12/12
FT attempts: 7, at ULM -- 01/14/12; vs Alabama-Huntsville -- 11/12/12; Jackson State -- 12/18/11

North Texas 2012-13: 77.1 FT% ranks 8th in the SBC ... Career 84-of-169 (49.7 percent) from inside the 3-point arc ... 18 career double-digit games ... Career-high 26 point explosion in NIT Season Tip-Off opener ... **2011-12:** Averaged 12.4 points per game after moving into "sixth-man" role ... 23 3-pointers second at NT only to Brandan Walton (54) ... Missed the season's final 13 games ... NT's fourth leading rebounder at 4.0 per game ... Posted two clutch steals in OT to help seal win over South Alabama ... 11 double-figure games, including 19 points in 18 minutes vs Troy ... 17 points, 7 rebounds at Loyola Marymount ... 16 points on 6-of-12 shooting in collegiate debut against St. Gregory's ... Was the CollegeSportsMadness.com Preseason Sun Belt Freshman of the Year.

↳ 2012-13 STATS

| Opponent | Date | gs | min | Total | | 3-Pointers | | Free throws | | Rebounds | | | | pf | a | t/o | blk | stl | pts | avg | |
|-----------------------|----------|----|-----|--------|--------|------------|-------|-------------|-------|----------|-----|-----|-----|-----|----|-----|-----|-----|-----|------|------|
| | | | | fg-fga | pct | 3fg-fga | pct | ft-fga | pct | off | def | tot | avg | | | | | | | | |
| at Creighton | 11/09/12 | * | 30 | 4-14 | .286 | 0-5 | .000 | 1-3 | .333 | 4 | 1 | 5 | 5.0 | 3 | 1 | 5 | 0 | 0 | 9 | 9.0 | |
| vs Alabama-Huntsville | 11/12/12 | * | 36 | 8-16 | .500 | 3-8 | .375 | 7-7 | 1.000 | 3 | 1 | 4 | 4.5 | 4 | 1 | 2 | 2 | 2 | 26 | 17.5 | |
| vs Lamar | 11/13/12 | * | 18 | 2-7 | .286 | 0-2 | .000 | 2-2 | 1.000 | 1 | 1 | 2 | 3.7 | 2 | 3 | 2 | 0 | 2 | 6 | 13.7 | |
| CAMERON | 11/16/12 | * | 25 | 4-12 | .333 | 1-5 | .200 | 2-3 | .667 | 1 | 1 | 2 | 3.3 | 1 | 0 | 2 | 3 | 0 | 11 | 13.0 | |
| vs IUPUI | 11/19/12 | * | 28 | 4-8 | .500 | 3-3 | 1.000 | 2-3 | .667 | 2 | 3 | 5 | 3.6 | 3 | 1 | 3 | 0 | 0 | 13 | 13.0 | |
| at Virginia | 11/20/12 | * | 28 | 4-15 | .267 | 0-6 | .000 | 4-5 | .800 | 2 | 0 | 2 | 3.3 | 4 | 0 | 4 | 0 | 0 | 12 | 12.8 | |
| UT ARLINGTON | 11/28/12 | * | 26 | 2-9 | .222 | 0-4 | .000 | 3-4 | .750 | 1 | 2 | 3 | 3.3 | 2 | 0 | 4 | 0 | 0 | 7 | 12.0 | |
| LOUISIANA | 12/1/12 | * | 28 | 5-12 | .417 | 1-3 | .333 | 0-0 | .000 | 1 | 1 | 2 | 3.1 | 1 | 0 | 1 | 0 | 2 | 11 | 11.9 | |
| at Saint Louis | 12/5/12 | | 20 | 0-4 | .000 | 0-0 | .000 | 0-0 | .000 | 0 | 3 | 3 | 3.1 | 2 | 0 | 1 | 0 | 0 | 0 | 10.6 | |
| JACKSON STATE | 12/8/12 | | 25 | 4-10 | .400 | 1-4 | .250 | 2-2 | 1.000 | 0 | 4 | 4 | 3.2 | 2 | 1 | 0 | 0 | 0 | 11 | 10.6 | |
| SOUTHEASTERN LA. | 12/16/12 | | 15 | 4-6 | .667 | 0-1 | .000 | 0-1 | .000 | 2 | 2 | 4 | 3.3 | 2 | 0 | 1 | 0 | 0 | 8 | 10.4 | |
| LEHIGH | 12/20/12 | * | 27 | 4-10 | .400 | 0-2 | .000 | 4-5 | .800 | 3 | 4 | 7 | 3.6 | 1 | 2 | 1 | 0 | 1 | 12 | 10.5 | |
| Totals | | | 9 | 306 | 45-123 | .366 | 9-43 | .209 | 27-35 | .771 | 20 | 23 | 43 | 3.6 | 27 | 9 | 26 | 5 | 7 | 126 | 10.5 |

Games played: 12
Minutes/game: 25.5
Points/game: 10.5
FG Pct: 36.6
3FG Pct: 20.9
FT Pct: 77.1

Rebounds/game: 3.6
Assists/game: 0.8
Turnovers/game: 2.2
Assist/turnover ratio: 0.3
Steals/game: 0.6
Blocks/game: 0.4

↳ CAREER STATS

| Season | gp-gs | min/avg | Total | | 3-Point | | F-Throws | | Rebounds | | | | Scoring | | | | | | | |
|--------------|--------------|-----------------|----------------|-------------|---------------|-------------|--------------|-------------|-----------|-----------|------------|------------|-----------|----------|-----------|-----------|-----------|-----------|------------|-------------|
| | | | fg-fga | pct | fg-fga | pct | ft-fga | pct | off | def | tot | avg | pf | fo | ast | to | blk | stl | pts | avg |
| 2011-12 | 19-13 | 480/25.3 | 71-173 | .410 | 23-84 | .274 | 42-54 | .778 | 36 | 40 | 76 | 4.0 | 39 | 0 | 25 | 41 | 9 | 21 | 207 | 10.9 |
| 2012-13 | 12-9 | 306/25.5 | 45-123 | .366 | 9-43 | .209 | 27-35 | .771 | 20 | 23 | 43 | 3.6 | 27 | 0 | 9 | 26 | 5 | 7 | 126 | 10.5 |
| TOTAL | 31-22 | 786/25.4 | 116-296 | .392 | 32-127 | .252 | 69-89 | .775 | 56 | 63 | 119 | 3.8 | 66 | 0 | 34 | 67 | 14 | 28 | 333 | 10.7 |



25 Niko Stojiljkovic

Forward

**Sr. ▶ 6-9 ▶ 215
Paris, France ▶
(Lon Morris College)**

↳ CAREER HIGHS

Points: 8, at FIU -- 02/09/12; at UT Arlington -- 11/22/11; Sam Houston State -- 12/10/11
Rebounds: 10, Troy -- 12/31/11
Assists: 4, at Arkansas State -- 01/07/12; Troy -- 12/31/11
Steals: 2, Louisiana-Lafayette -- 02/18/12; St. Gregory's -- 11/11/11; Lehigh -- 12/20/12
Blocks: 1, at South Alabama -- 01/05/12; at Florida Atlantic -- 02/11/12; Sam Houston State -- 12/10/11
FG made: 4, at FIU -- 02/09/12
FG attempts: 6, at UT Arlington -- 11/22/11
3FG made: 1, at Louisiana-Lafayette -- 01/25/12; at Saint Louis -- 12/05/12; Sam Houston State -- 12/10/11
3FG attempts: 2, Cameron -- 11/16/12; Sam Houston State -- 12/10/11
FT made: 3, Louisiana-Lafayette -- 02/18/12; at Texas Tech -- 11/16/11; at Mississippi State -- 11/16/11
FT attempts: 6, Louisiana-Lafayette -- 02/18/12

North Texas 2012-13: First start of 2012-13 vs Lehigh ... Season best 6 points on 2-of-3 shooting at SLU ... **2011-12:** Went 4-of-7 (57.1 percent) from the floor in the Sun Belt Tournament ... Earned five starts on the year, and saw action in 31 of 32 games ... Despite ranking 11th at NT in minutes, Niko finished 7th on the team in free throw attempts (25-of-43) and 6th in offensive boards (31) ... Just 1 point shy of being NT's eighth 100 point player on the year (3.2 point per game average) ... 4-of-5 shooting for 8 points at FIU ... 3 points shy of double-double vs Troy - career-high 10 boards ... 8 points, 1 block in 11 minutes vs Sam Houston State ... Grabbed 2.6 rebounds per game, including 5 games of at least 5 boards.

↳ 2012-13 STATS

| Opponent | Date | qs | min | Total | | 3-Pointers | | Free throws | | Rebounds | | | | Scoring | | | | | | | |
|-----------------------|----------|----|----------|-----------|-------------|-------------|------------|-------------|------------|-------------|----------|----------|-----------|------------|-----------|----------|----------|----------|----------|----------|------------|
| | | | | fg-fga | pct | 3fg-fga | pct | ft-fga | pct | off | def | tot | avg | pf | a | t/o | blk | stl | pts | avg | |
| at Creighton | 11/09/12 | | 6 | 0-0 | .000 | 0-0 | .000 | 0-0 | .000 | 0 | 0 | 0 | 0.0 | 2 | 0 | 0 | 0 | 0 | 0 | 0 | 0.0 |
| vs Alabama-Huntsville | 11/12/12 | | 1 | 0-0 | .000 | 0-0 | .000 | 0-0 | .000 | 0 | 0 | 0 | 0.0 | 0 | 0 | 0 | 0 | 0 | 0 | 0 | 0.0 |
| vs Lamar | 11/13/12 | | 7 | 0-1 | .000 | 0-0 | .000 | 0-0 | .000 | 0 | 1 | 1 | 0.3 | 0 | 1 | 0 | 0 | 1 | 0 | 0 | 0.0 |
| CAMERON | 11/16/12 | | 10 | 0-4 | .000 | 0-2 | .000 | 0-0 | .000 | 3 | 0 | 3 | 1.0 | 1 | 0 | 0 | 0 | 0 | 0 | 0 | 0.0 |
| vs IUPUI | 11/19/12 | | 5 | 1-3 | .333 | 0-0 | .000 | 0-0 | .000 | 2 | 0 | 2 | 1.2 | 0 | 0 | 0 | 0 | 0 | 0 | 2 | 0.4 |
| at Virginia | 11/20/12 | | 4 | 0-0 | .000 | 0-0 | .000 | 0-0 | .000 | 0 | 0 | 0 | 1.0 | 1 | 0 | 1 | 0 | 0 | 0 | 0 | 0.3 |
| UT ARLINGTON | 11/28/12 | | 3 | 0-1 | .000 | 0-1 | .000 | 0-1 | .000 | 0 | 0 | 0 | 0.9 | 1 | 0 | 0 | 0 | 0 | 0 | 0 | 0.3 |
| LOUISIANA | 12/1/12 | | 3 | 0-1 | .000 | 0-0 | .000 | 0-0 | .000 | 1 | 1 | 2 | 1.0 | 1 | 0 | 0 | 0 | 0 | 0 | 0 | 0.3 |
| at Saint Louis | 12/5/12 | | 14 | 2-3 | .667 | 1-1 | 1.000 | 1-1 | 1.000 | 0 | 4 | 4 | 1.3 | 2 | 0 | 0 | 0 | 0 | 0 | 6 | 0.9 |
| JACKSON STATE | 12/8/12 | | 3 | 0-0 | .000 | 0-0 | .000 | 0-0 | .000 | 0 | 0 | 0 | 1.2 | 0 | 1 | 0 | 0 | 0 | 0 | 0 | 0.8 |
| SOUTHEASTERN LA. | 12/16/12 | | 7 | 0-1 | .000 | 0-0 | .000 | 0-0 | .000 | 0 | 1 | 1 | 1.2 | 2 | 0 | 1 | 0 | 1 | 0 | 0 | 0.7 |
| LEHIGH | 12/20/12 | * | 10 | 0-1 | .000 | 0-1 | .000 | 0-0 | .000 | 0 | 0 | 0 | 1.1 | 4 | 0 | 3 | 0 | 2 | 0 | 0 | 0.7 |
| Totals | | | 1 | 73 | 3-15 | .200 | 1-5 | .200 | 1-2 | .500 | 6 | 7 | 13 | 1.1 | 14 | 2 | 5 | 0 | 4 | 8 | 0.7 |

Games played: 12
Minutes/game: 6.1
Points/game: 0.7
FG Pct: 20.0
3FG Pct: 20.0
FT Pct: 50.0

Rebounds/game: 1.1
Assists/game: 0.2
Turnovers/game: 0.4
Assist/turnover ratio: 0.4
Steals/game: 0.3

↳ CAREER STATS

| Season | gp-gs | min/avg | Total | | 3-Point | | F-Throws | | Rebounds | | | | Scoring | | | | | | | |
|--------------|-------------|----------------|--------------|-------------|-------------|-------------|--------------|-------------|-----------|-----------|-----------|------------|-----------|----------|-----------|-----------|----------|-----------|------------|------------|
| | | | fg-fga | pct | fg-fga | pct | ft-fga | pct | off | def | tot | avg | pf | fo | ast | to | blk | stl | pts | avg |
| 2011-12 | 31-5 | 344/11.1 | 36-84 | .429 | 2-10 | .200 | 25-43 | .581 | 31 | 50 | 81 | 2.6 | 43 | 0 | 25 | 26 | 3 | 10 | 99 | 3.2 |
| 2012-13 | 12-1 | 73/6.1 | 3-15 | .200 | 1-5 | .200 | 1-2 | .500 | 6 | 7 | 13 | 1.1 | 14 | 0 | 2 | 5 | 0 | 4 | 8 | 0.7 |
| TOTAL | 43-6 | 417/9.7 | 39-99 | .394 | 3-15 | .200 | 26-45 | .578 | 37 | 57 | 94 | 2.2 | 57 | 0 | 27 | 31 | 3 | 14 | 107 | 2.5 |



32 Roger Franklin

Guard

**Sr. ▶ 6-5 ▶ 220
Duncanville, TX ▶
(Oklahoma State)**

↳ CAREER HIGHS

Points: 20, Western Kentucky -- 01/12/12
Rebounds: 15, at ULM -- 01/14/12
Assists: 4, at UALR -- 02/23/12
Steals: 3, at South Alabama -- 01/05/12; at Texas Tech -- 11/16/11
Blocks: 2, 6 times
FG made: 7, vs Alabama-Huntsville -- 11/12/12
FG attempts: 15, vs Columbia -- 12/03/11
3FG made: 1, UT Arlington -- 11/28/12; at Texas -- 11/29/11
3FG attempts: 3, at Texas -- 11/29/11
FT made: 8, Western Kentucky -- 01/12/12; Denver -- 01/21/12
FT attempts: 13, Denver -- 01/21/12

North Texas: 2012-13: 9th in the Sun Belt with 49.4 FG% ... 5th career double-double vs IUPUI ... 16 points vs Alabama-Huntsville on 7-of-12 ... **2011-12:** Four double-doubles in '11-12 tied for sixth most in the Sun Belt ... 5.0 rebounds per game rank second at NT ... 15 double-digit scoring games, including career-high 20 vs WKU ... Shot 46.2 percent in the SBC Tourney ... Reached double-figures in 9 of last 15 games, including double-doubles in three of those ... Started 16 games, and appeared in all 32 ... 14th in SBC with 5.7 rebounds per league game ... 15 rebounds at ULM are the fifth most by an SBC player ... 11 of 16 blocks came in Sun Belt play ... First double-double at Texas with 13 points, 12 rebounds ... NCAA approved transfer waiver.

↳ 2012-13 STATS


| Opponent | Date | qs | min | Total | | 3-Pointers | | Free throws | | Rebounds | | | | pf | a | t/o | blk | stl | pts | avg | |
|-----------------------|----------|----|-----------|------------|--------------|-------------|------------|-------------|--------------|-------------|-----------|-----------|-----------|------------|-----------|----------|-----------|----------|----------|------------|------------|
| | | | | fg-fga | pct | 3fg-fga | pct | ft-fta | pct | off | def | tot | avg | | | | | | | | |
| at Creighton | 11/09/12 | * | 22 | 4-8 | .500 | 0-1 | .000 | 0-0 | .000 | 1 | 4 | 5 | 5.0 | 2 | 1 | 0 | 0 | 1 | 8 | 8.0 | |
| vs Alabama-Huntsville | 11/12/12 | * | 31 | 7-12 | .583 | 0-0 | .000 | 2-2 | 1.000 | 4 | 5 | 9 | 7.0 | 4 | 1 | 1 | 0 | 1 | 16 | 12.0 | |
| vs Lamar | 11/13/12 | * | 16 | 0-1 | .000 | 0-0 | .000 | 1-2 | .500 | 0 | 1 | 1 | 5.0 | 2 | 0 | 1 | 0 | 0 | 1 | 8.3 | |
| CAMERON | 11/16/12 | * | 18 | 1-3 | .333 | 0-0 | .000 | 0-0 | .000 | 2 | 4 | 6 | 5.3 | 4 | 1 | 2 | 0 | 0 | 2 | 6.8 | |
| vs IUPUI | 11/19/12 | * | 24 | 6-8 | .750 | 0-0 | .000 | 1-2 | .500 | 3 | 7 | 10 | 6.2 | 2 | 1 | 0 | 1 | 0 | 13 | 8.0 | |
| at Virginia | 11/20/12 | * | 21 | 1-5 | .200 | 0-0 | .000 | 3-4 | .750 | 4 | 2 | 6 | 6.2 | 2 | 1 | 2 | 2 | 1 | 5 | 7.5 | |
| UT ARLINGTON | 11/28/12 | * | 31 | 4-6 | .667 | 1-1 | 1.000 | 2-5 | .400 | 2 | 7 | 9 | 6.6 | 5 | 1 | 2 | 1 | 2 | 11 | 8.0 | |
| LOUISIANA | 12/1/12 | * | 34 | 6-7 | .857 | 0-0 | .000 | 2-4 | .500 | 4 | 1 | 5 | 6.4 | 3 | 0 | 6 | 0 | 0 | 14 | 8.8 | |
| at Saint Louis | 12/5/12 | * | 30 | 1-10 | .100 | 0-0 | .000 | 4-4 | 1.000 | 2 | 2 | 4 | 6.1 | 3 | 1 | 3 | 0 | 0 | 6 | 8.4 | |
| JACKSON STATE | 12/8/12 | * | 26 | 3-6 | .500 | 0-0 | .000 | 7-9 | .778 | 2 | 5 | 7 | 6.2 | 1 | 1 | 1 | 0 | 2 | 13 | 8.9 | |
| SOUTHEASTERN LA. | 12/16/12 | * | 29 | 6-11 | .545 | 0-0 | .000 | 0-0 | .000 | 1 | 5 | 6 | 6.2 | 1 | 0 | 0 | 2 | 1 | 12 | 9.2 | |
| LEHIGH | 12/20/12 | * | 22 | 4-10 | .400 | 0-0 | .000 | 1-1 | 1.000 | 2 | 4 | 6 | 6.2 | 1 | 0 | 1 | 2 | 1 | 9 | 9.2 | |
| Totals | | | 12 | 304 | 43-87 | .494 | 1-2 | .500 | 23-33 | .697 | 27 | 47 | 74 | 6.2 | 30 | 8 | 19 | 8 | 9 | 110 | 9.2 |

Games played: 12
Minutes/game: 25.3
Points/game: 9.2
FG Pct: 49.4
3FG Pct: 50.0
FT Pct: 69.7

Rebounds/game: 6.2
Assists/game: 0.7
Turnovers/game: 1.6
Assist/turnover ratio: 0.4
Steals/game: 0.8
Blocks/game: 0.7

↳ CAREER STATS

| Season | gp-gs | min/avg | Total | | 3-Point | | F-Throws | | Rebounds | | | | Scoring | | | | | | | |
|--------------|--------------|------------------|----------------|-------------|------------|-------------|---------------|-------------|-----------|------------|------------|------------|------------|----------|-----------|-----------|-----------|-----------|------------|------------|
| | | | fg-fga | pct | fg-fga | pct | ft-fta | pct | off | def | tot | avg | pf | fo | ast | to | blk | stl | pts | avg |
| 2011-12 | 32-16 | 754/23.6 | 102-248 | .411 | 1-7 | .143 | 58-86 | .674 | 45 | 115 | 160 | 5.0 | 71 | 0 | 37 | 44 | 16 | 18 | 263 | 8.2 |
| 2012-13 | 12-12 | 304/25.3 | 43-87 | .494 | 1-2 | .500 | 23-33 | .697 | 27 | 47 | 74 | 6.2 | 30 | 1 | 8 | 19 | 8 | 9 | 110 | 9.2 |
| TOTAL | 44-28 | 1058/24.0 | 145-335 | .433 | 2-9 | .222 | 81-119 | .681 | 72 | 162 | 234 | 5.3 | 101 | 1 | 45 | 63 | 24 | 27 | 373 | 8.5 |



44 Keith Coleman

Forward/Center

**So. ▶ 6-10 ▶ 245
Philadelphia, PA ▶
(Marshalltown CC)**

↳ **CAREER HIGHS**

Points: 5, Cameron -- 11/16/12
 Rebounds: 7, vs Lamar -- 11/13/12
 Assists: 1, vs Lamar -- 11/13/12
 Steals: 1, at Creighton -- 11-09-12; at Creighton -- 11/09/12; vs Lamar -- 11/13/12
 Blocks: 3, Cameron -- 11/16/12
 FG made: 2, Cameron -- 11/16/12; at Virginia -- 11/20/12
 FG attempts: 6, Cameron -- 11/16/12
 FT made: 2, vs Alabama-Huntsville -- 11/12/12
 FT attempts: 2, vs Alabama-Huntsville -- 11/12/12; Cameron -- 11/16/12; Lehigh --

North Texas 2012-13: 7 boards in win over Lamar ... Saw first career action at Creighton, tallied 2 pts & 5 boards ... **Marshalltown CC:** Was rated by Hot100Hoops.com as one of the nation's top-25 junior college players ... Originally signed with Nebraska ... Racked up averages of 8.0 points, 7.1 rebounds and 1.8 assists per game last year for Marshalltown (Iowa) CC ...

Will have three years of eligibility remaining for the Mean Green ... Tallied three double-doubles last season for the Tigers, including a 17-point, 13-rebound outing against Southwestern (Iowa) CC ... Shot 57.1 percent from the floor on the year and was named Honorable Mention All-Region XI.

↳ **2012-13 STATS**

| Opponent | Date | qs | min | Total | | 3-Pointers | | Free throws | | Rebounds | | | | pf | a | t/o | blk | stl | pts | avg |
|-----------------------|----------|----------|------------|-------------|-------------|------------|-------------|-------------|-------------|----------|-----------|-----------|------------|-----------|----------|----------|----------|----------|-----------|------------|
| | | | | fg-fga | pct | 3fg-fga | pct | ft-fga | pct | off | def | tot | avg | | | | | | | |
| at Creighton | 11/09/12 | | 12 | 1-2 | .500 | 0-0 | .000 | 0-1 | .000 | 2 | 3 | 5 | 5.0 | 2 | 0 | 2 | 0 | 1 | 2 | 2.0 |
| vs Alabama-Huntsville | 11/12/12 | | 8 | 0-2 | .000 | 0-0 | .000 | 2-2 | 1.000 | 1 | 2 | 3 | 4.0 | 2 | 0 | 0 | 0 | 0 | 2 | 2.0 |
| vs Lamar | 11/13/12 | | 19 | 1-5 | .200 | 0-0 | .000 | 0-1 | .000 | 1 | 6 | 7 | 5.0 | 1 | 1 | 3 | 1 | 1 | 2 | 2.0 |
| CAMERON | 11/16/12 | | 17 | 2-6 | .333 | 0-0 | .000 | 1-2 | .500 | 2 | 2 | 4 | 4.8 | 1 | 0 | 1 | 3 | 0 | 5 | 2.8 |
| vs IUPUI | 11/19/12 | | 3 | 0-1 | .000 | 0-0 | .000 | 0-0 | .000 | 0 | 0 | 0 | 3.8 | 2 | 0 | 0 | 0 | 0 | 0 | 2.2 |
| at Virginia | 11/20/12 | | 7 | 2-2 | 1.000 | 0-0 | .000 | 0-0 | .000 | 1 | 0 | 1 | 3.3 | 1 | 0 | 1 | 0 | 0 | 4 | 2.5 |
| UT ARLINGTON | 11/28/12 | | 4 | 0-0 | .000 | 0-0 | .000 | 0-0 | .000 | 0 | 0 | 0 | 2.9 | 1 | 0 | 0 | 0 | 0 | 0 | 2.1 |
| LOUISIANA | 12/1/12 | | 6 | 0-0 | .000 | 0-0 | .000 | 0-0 | .000 | 0 | 0 | 0 | 2.5 | 1 | 0 | 0 | 0 | 0 | 0 | 1.9 |
| at Saint Louis | 12/5/12 | | 7 | 1-1 | 1.000 | 0-0 | .000 | 0-0 | .000 | 0 | 1 | 1 | 2.3 | 1 | 0 | 0 | 0 | 0 | 2 | 1.9 |
| JACKSON STATE | 12/8/12 | | 9 | 1-2 | .500 | 0-0 | .000 | 0-0 | .000 | 0 | 2 | 2 | 2.3 | 2 | 0 | 0 | 0 | 0 | 2 | 1.9 |
| SOUTHEASTERN LA. | 12/16/12 | | 6 | 0-2 | .000 | 0-0 | .000 | 0-0 | .000 | 0 | 0 | 0 | 2.1 | 1 | 0 | 1 | 1 | 0 | 0 | 1.7 |
| LEHIGH | 12/20/12 | | 3 | 0-0 | .000 | 0-0 | .000 | 0-2 | .000 | 0 | 0 | 0 | 1.9 | 0 | 0 | 0 | 0 | 0 | 0 | 1.6 |
| Totals | | 0 | 101 | 8-23 | .348 | 0-0 | .000 | 3-8 | .375 | 7 | 16 | 23 | 1.9 | 15 | 1 | 8 | 5 | 2 | 19 | 1.6 |

Games played: 12
 Minutes/game: 8.4
 Points/game: 1.6
 FG Pct: 34.8
 FT Pct: 37.5

Rebounds/game: 1.9
 Assists/game: 0.1
 Turnovers/game: 0.7
 Assist/turnover ratio: 0.1
 Steals/game: 0.2
 Blocks/game: 0.4

2012-13 SEASON STATS TEAM/INDIVIDUAL

| RECORD: | OVERALL | HOME | AWAY | NEUTRAL |
|----------------|---------|------|------|---------|
| ALL GAMES | 5-7 | 3-3 | 0-3 | 2-1 |
| CONFERENCE | 0-1 | 0-1 | 0-0 | 0-0 |
| NON-CONFERENCE | 5-6 | 3-2 | 0-3 | 2-1 |

| # | Player | gp-gs | min | avg | Total | | 3-Point | | F-Throw | | Rebounds | | | | a | to | blk | stl | pts | avg | | |
|----------------|--------------------|-------|------|------|---------|------|---------|------|---------|------|----------|-----|-----|------|-----|----|-----|-----|-----|-----|-----|------|
| | | | | | fg-fga | fg% | 3fg-fga | 3fg% | ft-fa | ft% | off | def | tot | avg | | | | | | | pf | dq |
| 13 | Mitchell, Tony | 12-10 | 355 | 29.6 | 59-123 | .480 | 11-37 | .297 | 43-63 | .683 | 32 | 72 | 104 | 8.7 | 36 | 2 | 7 | 24 | 31 | 17 | 172 | 14.3 |
| 03 | Williams, Alzee | 12-11 | 391 | 32.6 | 47-117 | .402 | 1-3 | .333 | 38-54 | .704 | 18 | 24 | 42 | 3.5 | 13 | 0 | 17 | 8 | 1 | 7 | 133 | 11.1 |
| 23 | Williams, Jordan | 12-9 | 306 | 25.5 | 45-123 | .366 | 9-43 | .209 | 27-35 | .771 | 20 | 23 | 43 | 3.6 | 27 | 0 | 9 | 26 | 5 | 7 | 126 | 10.5 |
| 05 | Jones, Chris | 12-12 | 328 | 27.3 | 44-111 | .396 | 3-15 | .200 | 31-44 | .705 | 12 | 33 | 45 | 3.8 | 32 | 0 | 61 | 34 | 0 | 24 | 122 | 10.2 |
| 32 | Franklin, Roger | 12-12 | 304 | 25.3 | 43-87 | .494 | 1-2 | .500 | 23-33 | .697 | 27 | 47 | 74 | 6.2 | 30 | 1 | 8 | 19 | 8 | 9 | 110 | 9.2 |
| 01 | Holmen, Jacob | 12-5 | 208 | 17.3 | 30-76 | .395 | 9-27 | .333 | 8-9 | .889 | 18 | 27 | 45 | 3.8 | 17 | 0 | 3 | 6 | 4 | 4 | 77 | 6.4 |
| 11 | Patton, Justin | 10-0 | 74 | 7.4 | 7-24 | .292 | 1-6 | .167 | 9-12 | .750 | 3 | 7 | 10 | 1.0 | 13 | 0 | 4 | 3 | 0 | 6 | 24 | 2.4 |
| 04 | Hardwick, P.J. | 12-0 | 164 | 13.7 | 9-20 | .450 | 0-1 | .000 | 4-8 | .500 | 7 | 17 | 24 | 2.0 | 20 | 0 | 18 | 12 | 0 | 12 | 22 | 1.8 |
| 44 | Coleman, Keith | 12-0 | 101 | 8.4 | 8-23 | .348 | 0-0 | .000 | 3-8 | .375 | 7 | 16 | 23 | 1.9 | 15 | 0 | 1 | 8 | 5 | 2 | 19 | 1.6 |
| 22 | Overlander, Clarke | 12-0 | 87 | 7.3 | 3-27 | .111 | 2-25 | .080 | 2-3 | .667 | 1 | 2 | 3 | 0.3 | 10 | 0 | 4 | 2 | 1 | 5 | 10 | 0.8 |
| 25 | Stojiljkovic, Niko | 12-1 | 73 | 6.1 | 3-15 | .200 | 1-5 | .200 | 1-2 | .500 | 6 | 7 | 13 | 1.1 | 14 | 0 | 2 | 5 | 0 | 4 | 8 | 0.7 |
| 02 | Walton, Brandan | 1-0 | 1 | 1.0 | 0-0 | .000 | 0-0 | .000 | 0-0 | .000 | 0 | 0 | 0 | 0.0 | 0 | 0 | 0 | 0 | 0 | 0 | 0 | 0.0 |
| 10 | Mitchell, Austin | 7-0 | 8 | 1.1 | 0-1 | .000 | 0-0 | .000 | 0-0 | .000 | 1 | 1 | 2 | 0.3 | 0 | 0 | 0 | 0 | 0 | 1 | 0 | 0.0 |
| Team | | | | | | | | | | | 35 | 21 | 56 | | 1 | | 4 | | | | | |
| Total..... | | 12 | 2400 | | 298-747 | .399 | 38-164 | .232 | 189-271 | .697 | 187 | 297 | 484 | 40.3 | 228 | 3 | 134 | 151 | 55 | 98 | 823 | 68.6 |
| Opponents..... | | 12 | 2400 | | 274-673 | .407 | 84-216 | .389 | 185-261 | .709 | 140 | 307 | 447 | 37.2 | 238 | - | 149 | 184 | 45 | 72 | 817 | 68.1 |

| TEAM STATISTICS | NT | OPP | Date | Opponent | Score | Att. |
|------------------------|---------|---------|-----------|-----------------------|---------|-------|
| SCORING | 823 | 817 | 11/09/12 | at Creighton | L 51-71 | 17139 |
| Points per game | 68.6 | 68.1 | 11/12/12 | vs Alabama-Huntsville | L 75-78 | 12068 |
| Scoring margin | +0.5 | - | 11/13/12 | vs Lamar | W 74-59 | 12006 |
| FIELD GOALS-ATT | 298-747 | 274-673 | 11/16/12 | CAMERON | W 78-49 | 2673 |
| Field goal pct | .399 | .407 | 11/19/12 | vs IUPUI | W 80-66 | 1444 |
| 3 POINT FG-ATT | 38-164 | 84-216 | 11/20/12 | at Virginia | L 64-80 | 1745 |
| 3-point FG pct | .232 | .389 | 11/28/12 | UT ARLINGTON | L 59-72 | 4832 |
| 3-pt FG made per game | 3.2 | 7.0 | * 12/1/12 | LOUISIANA | L 76-80 | 3631 |
| FREE THROWS-ATT | 189-271 | 185-261 | 12/5/12 | at Saint Louis | L 63-67 | 4817 |
| Free throw pct | .697 | .709 | 12/8/12 | JACKSON STATE | W 83-65 | 2872 |
| F-Throws made per game | 15.8 | 15.4 | 12/16/12 | SOUTHEASTERN LA. | W 45-40 | 2645 |
| REBOUNDS | 484 | 447 | 12/20/12 | LEHIGH | L 75-90 | 4955 |
| Rebounds per game | 40.3 | 37.2 | | | | |
| Rebounding margin | +3.1 | - | | | | |
| ASSISTS | 134 | 149 | | | | |
| Assists per game | 11.2 | 12.4 | | | | |
| TURNOVERS | 151 | 184 | | | | |
| Turnovers per game | 12.6 | 15.3 | | | | |
| Turnover margin | +2.8 | - | | | | |
| Assist/turnover ratio | 0.9 | 0.8 | | | | |
| STEALS | 98 | 72 | | | | |
| Steals per game | 8.2 | 6.0 | | | | |
| BLOCKS | 55 | 45 | | | | |
| Blocks per game | 4.6 | 3.8 | | | | |
| ATTENDANCE | 21608 | 49219 | | | | |
| Home games-Avg/Game | 6-3601 | 3-7900 | | | | |
| Neutral site-Avg/Game | - | 3-8506 | | | | |

* - Conference game

| Score by Periods | 1st | 2nd | Totals |
|------------------|-----|-----|--------|
| North Texas | 394 | 429 | 823 |
| Opponents | 410 | 407 | 817 |

2012-13 GAME-BY-GAME

| Opponent | 1st | 2nd | Score | Mar | Total FG | FG Pct | 3-Pointers | 3FG Pct | Free Throws | FT Pct | Rebounds | Assist | T/Over | Block | Steal | Fouls |
|--------------------|-------|-------|-------|------|-------------|-----------|------------|-----------|-------------|-----------|----------|--------|--------|-------|-------|-------|
| Creighton | 25/39 | 26/32 | 51-71 | (20) | 22-69/24-48 | .319/.500 | 2-16/5-18 | .125/.278 | 5-10/18-22 | .500/.818 | 38/39 | 11/14 | 12/13 | 2/6 | 6/4 | 20/12 |
| Alabama-Huntsville | 37/41 | 38/37 | 75-78 | (3) | 23-64/24-61 | .359/.393 | 4-13/12-27 | .308/.444 | 25-33/18-23 | .758/.783 | 40/45 | 16/19 | 10/16 | 5/1 | 6/6 | 21/24 |
| Lamar | 36/30 | 38/29 | 74-59 | +15 | 29-64/25-60 | .453/.417 | 3-10/1-6 | .300/.167 | 13-21/8-15 | .619/.533 | 38/38 | 19/8 | 15/23 | 3/4 | 11/8 | 14/18 |
| CAMERON | 43/20 | 35/29 | 78-49 | +29 | 31-68/17-64 | .456/.266 | 5-20/8-24 | .250/.333 | 11-17/7-9 | .647/.778 | 50/39 | 14/6 | 11/15 | 9/2 | 5/6 | 13/21 |
| IUPUI | 41/31 | 39/35 | 80-66 | +14 | 34-69/24-64 | .493/.375 | 7-13/5-21 | .538/.238 | 5-9/13-19 | .556/.684 | 43/37 | 19/10 | 11/11 | 5/4 | 6/8 | 18/13 |
| Virginia | 22/42 | 42/38 | 64-80 | (16) | 21-58/27-46 | .362/.587 | 3-19/8-11 | .158/.727 | 19-26/18-24 | .731/.750 | 34/28 | 5/18 | 14/15 | 5/5 | 7/7 | 21/20 |
| UT ARLINGTON | 31/31 | 28/41 | 59-72 | (13) | 18-58/24-52 | .310/.462 | 4-23/5-9 | .174/.556 | 19-28/19-29 | .679/.655 | 36/43 | 7/12 | 16/19 | 6/2 | 15/10 | 23/23 |
| LOUISIANA | 39/39 | 37/41 | 76-80 | (4) | 26-57/26-53 | .456/.491 | 4-9/9-18 | .444/.500 | 20-28/19-26 | .714/.731 | 34/32 | 7/14 | 19/19 | 5/2 | 11/8 | 22/19 |
| Saint Louis | 36/34 | 27/33 | 63-67 | (4) | 22-52/20-51 | .423/.392 | 4-7/7-18 | .571/.389 | 15-16/20-25 | .938/.800 | 35/29 | 11/14 | 15/9 | 0/6 | 6/6 | 21/18 |
| JACKSON STATE | 32/33 | 51/32 | 83-65 | +18 | 27-56/17-52 | .482/.327 | 1-12/10-27 | .083/.370 | 28-40/21-34 | .700/.618 | 46/30 | 11/9 | 5/10 | 2/4 | 6/1 | 23/33 |
| SOUTHEASTERN LA. | 19/18 | 26/22 | 45-40 | +5 | 18-61/14-56 | .295/.250 | 0-11/3-14 | .000/.214 | 9-16/9-16 | .563/.563 | 42/51 | 4/4 | 8/9 | 7/1 | 11/2 | 15/16 |
| LEHIGH | 33/52 | 42/38 | 75-90 | (15) | 27-71/32-66 | .380/.485 | 1-11/11-23 | .091/.478 | 20-27/15-19 | .741/.789 | 48/36 | 10/21 | 15/15 | 6/8 | 8/6 | 17/21 |

Note: Game totals are displayed in the format TEAM/OPPONENT for each category

2012-13 STAT EXTRAS

NORTH TEXAS

OPPONENTS


| | Pts | Pts | 2nd | Fast | Bench |
|------------------------------|--------------|---------------|---------------|--------------|-------------|
| | <u>Paint</u> | <u>Off TO</u> | <u>Chance</u> | <u>Break</u> | <u>Pts</u> |
| Creighton..... | 32 | 11 | 14 | 8 | 7 |
| Alabama-Huntsville | 28 | 14 | 22 | 8 | 8 |
| Lamar | 40 | 24 | 11 | 14 | 17 |
| Cameron | 32 | 13 | 12 | 8 | 26 |
| IUPUI | 44 | 20 | 18 | 20 | 16 |
| Virginia | 30 | 21 | 17 | 11 | 14 |
| UT Arlington..... | 20 | 14 | 13 | 10 | 14 |
| Louisiana | 28 | 24 | 5 | 10 | 18 |
| Saint Louis..... | 20 | 11 | 7 | 4 | 10 |
| Jackson State | 44 | 9 | 17 | 10 | 21 |
| Southeastern Louisiana | 22 | 16 | 14 | 4 | 11 |
| Lehigh | 42 | 13 | 25 | 6 | 48 |
| Averages | 31.8 | 15.8 | 14.6 | 9.4 | 17.5 |

| Pts | Pts | 2nd | Fast | Bench |
|--------------|---------------|---------------|--------------|-------------|
| <u>Paint</u> | <u>Off TO</u> | <u>Chance</u> | <u>Break</u> | <u>Pts</u> |
| 30 | 11 | 8 | 5 | 20 |
| 20 | 7 | 21 | 6 | 26 |
| 32 | 18 | 14 | 10 | 26 |
| 16 | 9 | 7 | 7 | 34 |
| 34 | 17 | 23 | 4 | 35 |
| 28 | 18 | 6 | 7 | 32 |
| 36 | 15 | 9 | 18 | 33 |
| 26 | 21 | 14 | 0 | 6 |
| 18 | 13 | 10 | 5 | 28 |
| 10 | 12 | 2 | 3 | 30 |
| 18 | 5 | 4 | 6 | 15 |
| 40 | 20 | 16 | 13 | 14 |
| 25.7 | 13.8 | 11.2 | 7.0 | 24.9 |


RADIO-TV CHART



1 Jacob Holmen
6-8 • 225 • Sr. • F
Whitehouse, Texas




2 Brandon Walton
6-2 • 205 • Sr. • G
Compton, Calif.




3 Alzee Williams
6-4 • 180 • Jr. • G
Dallas



4 P.J. Hardwick
5-10 • 170 • Fr. • G
Miami




5 Chris Jones
6-2 • 202 • So. • G
Garland, Texas




10 Austin Mitchell
6-1 • 180 • Fr. • G
Plano, Texas




11 Justin Patton
6-7 • 200 • Sr. • F
Bossier City, La.




13 Tony Mitchell
6-8 • 235 • So. • F
Dallas




21 T. J. Taylor
6-3 • 220 • So. • G
Denison, Texas




22 Clarke Overlander
6-5 • 210 • Fr. • G
Argyle, Texas




23 Jordan Williams
6-6 • 195 • So. • G
Dallas



25 Niko Stojiljkovic
6-9 • 215 • Sr. • F
Paris, France



32 Roger Franklin
6-5 • 220 • Sr. • G/F
Duncanville, Texas



44 Keith Coleman
6-10 • 245 • So. • F/C
Philadelphia, Penn.



HEAD COACH
Tony Benford



NORTH TEXAS BASKETBALL