

NORTH TEXAS BASKETBALL

Stephen Howard • Asst. Director Media Relations • Office: 940.369.8548 • Cell: 817.793.5199 • stephen.howard@unt.edu

2012-13 SCHEDULE

NOVEMBER

9	at No. 16/15 Creighton	L 71-51
12	vs. Alabama-Huntsville #	L 78-75
13	vs. Lamar #	W 74-59
16	Cameron	W 78-49
19	vs. IUPUI %	W 80-66
20	vs. Virginia %	L 80-64
28	UT Arlington (TXA21)	L 72-59

DECEMBER

1	Louisiana-Lafayette *	L 80-76
5	at St. Louis (FSN-Midwest)	L 67-63
8	Jackson State	W 83-65
16	Southeastern Louisiana	W 45-40
20	Lehigh	L 90-75
29	at Western Kentucky * (HSSN)	L 70-64
31	at Middle Tennessee * (ESPNU)	L 75-57

JANUARY

3	Troy *	W 76-59
5	ULM *	L 81-68
10	at UALR *	L 67-53
12	South Alabama *	W 66-56
17	at FIU *	L 70-64
19	at Florida Atlantic *	W 61-59 OT
24	Middle Tennessee *	L 72-64
26	UALR *	L 62-57
31	at Louisiana-Lafayette *	L 105-74

FEBRUARY

2	at Arkansas State *	L 75-66 OT
7	Western Kentucky * (TXA21)	L 70-59
9	FIU *	W 77-67
14	at ULM *	7:30 p.m.
16	at Troy * (Sun Belt Network)	7 p.m.
21	Florida Atlantic *	7 p.m.
23	at South Alabama *	7 p.m.
28	Arkansas State *	7 p.m.

MARCH

8-11 Sun Belt Conference Tournament \$

NIT Season Tip-Off (Midwest Regional; Manhattan, Kan.)

% NIT Season Tip-Off (Consolation Round; Charlottesville, Va.)

* Sun Belt Conference Game

\$ Sun Belt Tournament - Hot Springs, Ark.

All times Central

GAME 27 - ULM WARHAWKS



North Texas (9-17, 4-11) vs. ULM (3-17, 2-12 SBC)

Feb. 14, 2013 • 7:30 p.m.

Monroe, La. • Fant-Ewing Coliseum (7,000)

Radio: MGRN - 88.1 KNTU-FM, 95.3 KHYI-FM

TV: None • Webcast: MeanGreenSports.com

Series: ULM leads 29-23

Last: ULM won 81-68 on Jan. 3, 2013 in Denton

NORTH TEXAS PROBABLE STARTERS

4 P.J. HARDWICK 5-10 • 170 • G • FR. MIAMI, FL.		PPG: 3.5 RPG: 2.9 FG%: 40.8 FT%: 76.7 APG: 2.3 MPG: 22.3	82.9 FT% in SBC play 1st in the league ... 5.6 PPG, 3.5 APG, 4.2 RPG, 85.3 FT% in last 12 games ... 1 of 4 NT players with a +1.0 A/TO ratio or better ... Second at NT with 61 assists.
3 ALZEE WILLIAMS 6-4 • 180 • G • JR. DALLAS, TEXAS		PPG: 10.8 RPG: 3.2 FG%: 43.5 FT%: 70.0 APG: 1.5 MPG: 34.2	Averaging a turnover every 30.3 mins - 4th best ratio in the NCAA ... 1.3 A/TO ratio ... Can play the 1 or the 2 efficiently ... Leads NT with 34.2 minutes per game ... 48 career starts.
23 JORDAN WILLIAMS 6-6 • 195 • G • SO. DALLAS, TEXAS		PPG: 13.4 RPG: 3.7 FG%: 41.0 FT%: 73.9 APG: 0.8 MPG: 31.1	Avg 20.2 PPG, 42.2 3FG% in last 6 games (straight 15+ point games) ... Career 48.9% shooter inside 3-pt arch ... 30 career double-digit games, including 13 of last 15 ... 35 career starts.
32 ROGER FRANKLIN 6-5 • 220 • G/F • SR. DUNCANVILLE, TEXAS		PPG: 11.1 RPG: 6.2 FG%: 47.8 FT%: 75.3 APG: 0.8 SPG: 1.1	15.6 PPG, 52.8 FG% in last 8 games ... Double-figures in 8 of the last 9 games ... Only NT player to start every game ... Posted 29 career double-digit games ... 42 career starts.
13 TONY MITCHELL 6-8 • 235 • F • SO. DALLAS, TEXAS		PPG: 13.6 RPG: 8.3 FG%: 44.4 FT%: 67.2 BPG: 2.6 MPG: 31.8	Preseason All-American ... SBC Preseason POY ... 2.6 BPG 1st in SBC, 22nd in NCAA ... 17 career double-doubles ... 8.3 RPG 79th in NCAA ... 46 starts ... NT record 138 career blocks.

NORTH TEXAS RESERVES

Pos	No	Name	Ht	Wt	Yr	Hometown	Pts / Reb / Other
F	1	Jacob Holmen	6-8	225	Sr.	Whitehouse, Texas	5.6 / 3.5 / 32.3 3FG%
G	2	Brandan Walton	6-2	205	Sr.	Compton, Calif.	-
G	5	Chris Jones	6-2	202	So.	Garland, Texas	10.2 / 3.7 / 5.0 APG
G	10	Austin Mitchell	6-1	180	Fr.	Plano, Texas	0.0 / 0.2 / 1 steal
F	11	Justin Patton	6-7	200	Sr.	Bossier City, La.	3.2 / 1.7 / 74.3 FT%
G	21	T.J. Taylor	6-3	220	So.	Denison, Texas	-
G	22	Clarke Overlander	6-5	210	Fr.	Argyle, Texas	1.3 / 0.4 / 6 steals
F	25	Niko Stojiljkovic	6-9	215	Sr.	Paris, France	2.4 / 2.1 / 0.8 APG
F	44	Keith Coleman	6-10	245	So.	Philadelphia	1.3 / 1.6 / 11 blocks



ALL-AMERICAN TONY MITCHELL

• **CBS SPORTS**

Preseason All-America (Second Team)
Preseason No. 7 Ranked Player in NCAA

• **ESPN**

Preseason All-America (Second Team)

• **BASKETBALL TIMES MAGAZINE**

Featured on Oct. Issue Cover

• **JOHN WOODEN AWARD**

Wooden Award Preseason Top 50 Player

• **BLUE RIBBON REPORT**

Preseason All-America (Third Team)

• **LINDY'S SPORTS**

No. 2 Center in the Nation

• **SUN BELT CONFERENCE**

Preseason Player of the Year

• **LEBRON JAMES, AMAR'E STOUDEMIRE
SKILLS ACADEMY STANDOUT**

• **ATHLON SPORTS**

Preseason All-America (Second Team)
No. 3 Inside-Out Player in the Country



BY THE NUMBERS

138 CAREER BLOCKS - 2.8 PER GAME

14.1 CAREER POINTS PER GAME

9.3 CAREER REBOUNDS PER GAME

17 CAREER DOUBLE-DOUBLES

49.8 PERCENT CAREER SHOOTER

34.4 CAREER 3-POINT SHOOTER

ATHLETIC MEDIA RELATIONS

Eric Capper - Assoc. AD/Media Relations
940-565-2476 • eric.capper@unt.edu

Stephen Howard - Asst. Director (MBB)
940-369-8548 • 817-793-5199 (cell)
stephen.howard@unt.edu

Media Information

Credentials

Working press credentials can be requested by contacting Stephen Howard (940-369-8548). Full-season and single-game passes will be mailed whenever possible. If not, they will be left at the Will Call table located at Gate C in the Super Pit.

Player Interviews

All interviews with North Texas players must be arranged through the Media Relations Office. Please contact Stephen Howard.

Tony Benford Interviews

All interviews with North Texas head coach Tony Benford must be arranged through the Media Relations Office. Please contact Stephen Howard.

Post-Game Interviews

The Mean Green locker room is closed at all times. Coach Benford and requested players will be available for interviews postgame after a brief cooling off period.

Practice Coverage

North Texas basketball practice is always open to the media. Practice times are usually scheduled for 3:30-6 p.m., and players and coaches are available for interviews prior to each practice, on a prearranged basis through the athletic media relations office.

Quick Facts

Location: Denton, Texas
Founded: 1890
Enrollment: 35,694
Nickname: Mean Green
Colors: Green and White
Home Arena: The Super Pit (10,500)
Affiliation: Division I
Conference: Sun Belt (C-USA 2013-14)
Head Coach: Tony Benford (1st Year)
Record at North Texas: 9-17, 4-11 SBC
Overall Record: Same
Program All-Time Record: 1,074-1,209-1

Quick Hitters

- Thursday will be Tony Mitchell's 50th career game. That total ranks fourth among NT's active players.
- NT is 0-13 this year when its opponent scores 70 points or more.

Hot Shots - North Texas shot 75.0 percent from the floor against FIU on Saturday, which was among the best shooting performances in recent NCAA history. Here is a list of that game's accolades ...

- Shattered the 18 year-old NT record (67.4 vs. SHSU, 1/28/95).
- Best shooting mark ever in a Sun Belt game (71.1, WKU vs. UAB, 2/24/84).
- Top performance in the NCAA in '12-13.
- In the NCAA, only one game over the last five years topped NT's performance (77.5, Creighton vs. Southern Illinois, 2/14/12).
- Just missed the list of top 25 shooting games in NCAA history.

Roger That! - Roger Franklin tied the school record by going 11-of-11 from the line on Saturday. The senior's outing was the best free throw outing since Tristan Thompson went 20-of-20 from the stripe against FAU in the 2011 Sun Belt Tournament quarterfinals.

Four Score - Over the last six games, the four core NT players - Tony Mitchell, Roger Franklin, Jordan Williams and Alzee Williams - have accounted for 85.5 percent of NT's scoring, while shooting a combined 45.6 percent. The rest of the team is shooting 33.9 percent and is averaging just 9.6 points per game.

Banged Up - Due to mounting injuries, NT will take the court with just eight scholarship players for the rest of the regular season. NT has lost Brandan Walton, Chris Jones, Justin Patton and Jacob Holmen to season ending injuries this year. NT's injuries have already accounted for 60 individual games missed in 2012-13.

Record Breaker ... Again - Tony Mitchell already owns the NT single season and career blocks records, so I guess its time to rewrite them again. Mitchell has 138 career swats, and his tally of 68 in 2012-13 is closing in on his record 70 blocks set last season.

Top Block Seasons In NT History

1	70	Tony Mitchell	2011-12
2	69	Shawnson Johnson	2003-04
3	68	Tony Mitchell	2012-13
.....	68	Jeffrey Simpson	2005-06	
5	53	Thomas Gibson	1991-92

INSIDE THE MATCHUP

• ULM leads the overall series with the NT 29-23, but NT has had a stranglehold on the matchup in recent years. ULM took one from NT last month, but NT has won 10 of the last 12 meetings in the series dating back to 2007. NT posted a 72-40 win over ULM in 2007-08 that was the largest loss in Fant-Ewin Coliseum history at the time.

Last Five Meetings With ULM			
Date	Site	W/L	Hi Scorer
1/5/13	H	L 81-68	Patton (16) Williams (16)
2/16/12	H	W 86-51	Mitchell (18)
1/14/12	A	W 68-55	Walton (18)
2/19/11	H	L 82-75	Thompson (24)
1/20/11	A	W 79-62	Thompson (30)

• Keith Richard is just the second ULM men's basketball head coach to have also been a student-athlete and an assistant coach for the Warhawks. He was the 1998-99 Sun Belt Coach of the Year at Louisiana Tech, leading the Bulldogs to the SBC Regular Season title.

• Last time against ULM, neither team led by more than three points over the first 17 minutes of the second half. That's when the ULM offense took off and turned a 1-point NT lead into an unanswered 8-0 run that would clinch the game. ULM's Jayon James posted 19 points and 10 rebounds.

• Like most teams, ULM has trouble containing Tony Mitchell. In three career games against the Warhawks, Mitchell is averaging 16.0 points and 10 rebounds, and is 6-of-12 from 3-point.

• Both standing 6-foot-6, Jayon James (5.4 APG) is behind only Syracuse's Michael Carter-Williams (8.5 APG) as the tallest player in the country to average at least 5.0 assists per game.

• ULM has had trouble scoring the basketball in 2012-13. At 59.9 points per game, the Warhawks are the only Sun Belt team averaging under 60 points per game.

TALE OF THE TAPE

Mean Green	Warhawks
66.5	59.9
-2.9	-11.3
41.2	42.5
27.1	34.5
71.3	57.9
+1.1	-5.4
10.1	13.3
14.0	16.5
6.4	7.5
4.7	1.4

SUN BELT CONFERENCE

SBC STANDINGS

(As of Feb. 10)

EAST DIVISION

Team	Sun Belt	Overall
Middle Tennessee	14-1 .933	22-4 .846
South Alabama	11-4 .733	14-9 .609
FIU	8-7 .533	13-11 .542
WKU	7-7 .500	13-12 .520
Florida Atlantic	6-9 .400	11-15 .423
Troy	5-9 .357	10-15 .400

WEST DIVISION

Team	Sun Belt	Overall
UALR	9-5 .643	15-10 .600
Arkansas State	9-6 .600	15-9 .625
Louisiana-Lafayette	5-9 .357	9-16 .360
North Texas	4-11 .267	9-17 .346
Louisiana-Monroe	2-12 .143	3-17 .150

NORTH TEXAS SBC RANKINGS

(As of Feb. 10)

OVERALL RANKINGS

Category	Stat	Rank
Scoring Offense	66.5	7
Scoring Defense	69.4	8
Scoring Margin	-2.9	8
Free Throw Pct	.713	1
Field Goal Pct	.412	8
Defensive Field Goal Pct	.422	6
3-Point FG Pct	.271	10
Defensive 3-Point FG Pct	.380	11
Rebounding Offense	36.9	4
Rebounding Defense	35.8	6
Rebounding Margin	1.1	4
Blocks	4.7	3
Assists	10.1	10
Steals	6.4	8
Turnover Margin	-0.62	8
Assist/Turnover Ratio	0.70	8
Offensive Rebounds	12.5	4
Defensive Rebounds	24.5	2
Defensive Rebound Pct	.676	4
Offensive Rebound Pct	.341	5
3-Point FG Made	3.4	11

SUN BELT ONLY RANKINGS

Category	Stat	Rank
Scoring Offense	65.5	7
Scoring Defense	71.2	9
Scoring Margin	-5.7	10
Free Throw Pct	.724	1
Field Goal Pct	.427	7
Defensive Field Goal Pct	.437	8
3-Point FG Pct	.318	9
Defensive 3-Point FG Pct	.381	10
Rebounding Offense	34	7
Rebounding Defense	34.4	6
Rebounding Margin	-0.4	7
Blocks	4.8	3
Assists	9.1	11
Steals	5.3	10
Turnover Margin	-3.27	10
Assist/Turnover Ratio	0.60	11
Offensive Rebounds	10.3	10
Defensive Rebounds	23.7	5
Defensive Rebound Pct	.665	7
Offensive Rebound Pct	.314	9
3-Point FG Made	3.7	11

Minute Monster - Alzee Williams has been a workhorse for North Texas over the past two years. In fact, the junior is on pace to top the 1,000 minute barrier in back-to-back seasons. Only one other player in school history, Josh White ('09, '10, '11), can claim multiple 1,000-plus minute seasons.

Alzee Williams Minutes Breakdown

Year	Min	Min/G
2009-10	244	7.6
2011-12	1,018	31.8
<u>2012-13</u>	<u>787</u>	<u>34.2</u>
Total	2,049	23.6

Tourney Talk - With five regular season games remaining, North Texas would be the No. 10 seed and would play No. 7 Florida Atlantic in the opening round of the Sun Belt Tournament if it were to start today. That being said, NT has the opportunity to move up two spots in the standings this week with a pair of wins, and a pair of losses by Troy and either Florida Atlantic or Louisiana.

When There's A J-Will, There's A Way - Playing the best basketball of his career, Jordan Williams is averaging 20.2 points on 41.2 percent shooting from 3-point over the last six games. The sophomore is also hauling in 4.8 rebounds per game over that span.

Big Shoes To Fill - P.J. Hardwick has filled in admirably at point guard over the last 12 games, but it's hard to replace a dynamic player like Chris Jones. Below is a breakdown of NT's numbers with and without Jones, who broke his foot after 13 games.

NT Pre & Post Chris Jones Injury

Stat	Pre	Post
PPG	68.2	65.4
Score Margin	+0.0	-4.8
Reb Margin	+2.5	+0.4
APG	10.9	9.2
TO	12.6	15.7
SPG	7.9	5.1

Nation's Most Efficient - Alzee Williams is one of the nation's most efficient players. The junior leads NT with 34.2 minutes per game, but has just 26 turnovers on the year. That averages out to a turnover every 30.3 minutes - the fourth best ratio in the nation.

Taking Care Of Business - It's no secret that ball security can be a deciding factor in the final score. In its wins, NT is averaging 12.1 turnovers and a +2.0 turnover margin, but those figures inflate to 15.0 turnovers and a -2.0 margin in losses. In the SBC, only Troy (10.7) and Arkansas State (13.1) average fewer turnovers than NT (14.0).

Give Him The Ball! - Getting Tony Mitchell quality looks at the basket is one of the keys to an NT victory. In fact, the Mean Green is 5-2 when the Preseason All-American takes at least 14 shots.

Tony Mitchell With 14+ Shots

PPG	RPG	FG%	3FG%	BPG	SPG
19.7	9.9	44.8	31.3	2.8	1.9

Mitchell With Less Than 14 Shots

PPG	RPG	FG%	3FG%	BPG	SPG
11.4	7.8	44.2	29.1	2.5	1.5

Scoring Inside-Out - Tony Benford emphasizes paint touches in his offensive philosophy, and NT's ability to score in the lane goes a long way in the final score.

NT Points In The Paint

Wins	Losses
31.6	26.0

Best In The Belt - With a winning percentage of 61.8, North Texas is the Sun Belt's winningest program since the 2006-07 season. NT has made four trips to the SBC Tournament finals since then, including championships in '07 and '10.

SBC Team (as of 2/7)

Team	W-L	Win%
North Texas	136-84	61.8
Western Kentucky	140-87	61.7
Middle Tennessee	133-86	60.7
South Alabama	124-84	59.6

28th Ranked Recruiting Class - NT coach Tony Benford just laid the foundation on the nation's No. 28 ranked recruiting class according to HoopScoopOnline.com, which includes Seguin's Greg Wesley, Kingwood's Josh Friar and Oldsmar Christian big-man Tony Nunn. NT's class is ranked higher than that of any SBC school or future CUSA foe.

Tough Schedule - Matchups against No. 16/15 Creighton, the NIT Season Tip-Off, St. Louis and Lehigh got the attention of USA Today, which ranked the NT schedule as the nation's fifth toughest overall, and the best by any mid-major this year.

Third Straight Final - NT has advanced to the Sun Belt Tournament finals in each of the last three years. That makes NT just the third program in Sun Belt history to advance to three straight SBC Tournament finals, and the first since Western Kentucky in 2001-03.

Pit Prowess - North Texas has been nearly unbeatable at home. In fact, the Mean Green is 81-23 (.779) at the Super Pit since the 2006-07 season, which is tops among Sun Belt schools at home.

NORTH TEXAS VS THE NCAA
(Rankings as of Feb. 10)

Category	Stat	Rank
PPG.....	66.5.....	199
Opp Scoring.....	69.4.....	245
Margin.....	-2.9.....	247
FG%.....	41.2.....	270
Opp FG%.....	42.2.....	161
3-Pointer/Game.....	3.4.....	339
3FG%.....	-.....	-
3-Pt Defense.....	38.0.....	328
FT%.....	71.3.....	97
Reb Mar.....	+1.1.....	147
APG.....	10.1.....	324
Assist/Turnover.....	0.72.....	312
Blocks.....	4.7.....	49
Steals.....	6.4.....	222
TO/Game.....	14.0.....	212
TO/Margin.....	-0.6.....	216
Fouls.....	18.0.....	201

NT IN TOP 250 INDIVIDUAL

NT Player	Stat	Number	Rank
T. Mitchell	RPG	8.3	79
	BPG	2.62	22
	Double-Double	7	66

SUN BELT PRESEASON ALL-CONFERENCE TEAMS

First Team

- Will Neighbour (UALR, Jr., Forward)
- Trey Finn (Arkansas State, Sr., Guard)
- Marcos Knight (MTSU, Sr., Guard)
- Tony Mitchell (North Texas, So., Forward)**
- Augustine Rubit (USA, Jr., Forward)

Second Team

- Brandon Peterson (ASU, Sr., Forward)
- Greg Gantt (Florida Atlantic, Sr., Guard)
- JT Sulton (Middle Tennessee, Sr., Forward)
- Bruce Massey (Middle Tennessee, Sr., Guard)
- George Fant (WKU, So., Forward)

Third Team

- Marcus Hooten (Arkansas State, Sr., Guard)
- Raymond Cintron (MTSU, Sr., Guard)
- Javier Carter (South Alabama, Sr., Forward)
- Freddie Goldstein (USA, Sr., Guard)
- T.J. Price (WKU, So., Guard)

Player of the Year

- Tony Mitchell (North Texas, So., Forward)**

SUN BELT PRESEASON COACHES' POLL

EAST DIVISION

- Middle Tennessee – 65 points (11)
- South Alabama – 51 points
- WKU – 47 points
- Florida Atlantic – 29 points
- Troy – 22 points
- FIU – 17 points

WEST DIVISION

- North Texas – 55 points (11)
- Arkansas State – 40 points
- UALR – 33 points
- Louisiana-Lafayette – 24 points
- Louisiana-Monroe – 13 points

NORTH TEXAS MEDIA AVAILABILITY SCHEDULE

Monday Feb. 11	Tuesday Feb. 12	Wednesday Feb. 13	Thursday Feb. 14	Friday Feb. 15	Saturday Feb. 16	Sunday Feb. 17
Practice Super Pit 3:30 p.m.	Practice Super Pit 3:30 p.m.	Travel to Monroe, La.	Game Day vs. ULM 7:30 p.m.	Travel to Troy, Ala. / Practice	Game Day vs. Troy 7 p.m.	Travel / Off Day.
Benford & players available prior to practice.	Benford & players available prior to practice.	Benford & players available prior to departure.	Benford & players available postgame.	Benford & players available via phone.	Benford & players available postgame.	No media availability.

Media availability subject to change. Please contact Stephen Howard for all requests.

NORTH TEXAS ROSTER

Name	No	Ht	Wt	Class	Pos	Exp	Hometown	Previous School
Jacob Holmen	1	6-8	225	Sr.	F	3L	Whitehouse, Texas	Whitehouse HS
Brandan Walton	2	6-2	205	Sr.	G	1L	Compton, Calif.	Casper College
Alzee Williams	3	6-4	180	Jr.	G	2L	Dallas	Miss. Elite Christian Academy
P.J. Hardwick	4	5-10	170	Fr.	G	HS	Miami	Christian Life Academy
Chris Jones	5	6-2	202	So.	G	1L	Garland, Texas	Lakeview Centennial HS
Austin Mitchell	10	6-1	180	Fr.	G	HS	Plano, Texas	Plano HS
Justin Patton	11	6-7	200	Sr.	F	TR	Bossier City, La.	Grambling State
Tony Mitchell	13	6-8	235	So.	F	1L	Dallas	Pinkston HS
T.J. Taylor	21	6-3	220	So.	G	TR	Denison, Texas	Paris JC/Marquette
Clarke Overlander	22	6-5	210	Fr.	G	HS	Argyle, Texas	Argyle HS
Jordan Williams	23	6-6	195	So.	G	1L	Dallas	Kimball HS
Niko Stojiljkovic	25	6-9	215	Sr.	F	1L	Paris, France	Lon Morris College
Roger Franklin	32	6-5	220	Sr.	G/F	1L	Duncanville, Texas	Oklahoma State
Keith Coleman	44	6-10	245	So.	F	TR	Philadelphia	Marshalltown CC


Head Coach: Tony Benford - Texas Tech, '92 (1st season)
 Associate Head Coach: Rob Evans - New Mexico State, '68
 Assistant Coaches: Bart Lundy - Winthrop, '94 (1st season), David Anwar - Fitchburg State, '98
 Director of Operations: Jeff Luster - Tabor College, '96

PRONUNCIATION GUIDE

- 3 Alzee Williams - "Al - Zee"
- 22 Clarke Overlander - "Clark"
- 25 Niko Stojiljkovic - "Knee-Ko Stoy-Yolk-Uh-Vich"

MEAN GREEN RADIO NETWORK

Every North Texas game will be carried on the Mean Green Radio Network. NT graduate and 1310 The Ticket (KTCK-AM) personality George Dunham will handle the play-by-play duties, with Deputy Athletic Director Hank Dickenson providing analysis. Dickenson will also handle all road play-by-play duties. All MGRN broadcasts will be heard in Denton on 88.1 KNTU-FM, in the DFW area on 95.3 KHYI-FM.



MEAN GREEN SOCIAL MEDIA



TWITTER
 @MeanGreenMBB
 @MeanGreenSports



FACEBOOK
 Facebook.com/MeanGreenMBB
 Facebook.com/MeanGreenSports

NORTH TEXAS' RECORD WHEN

Overall	9-17
Home	6-7
Road	1-9
Neutral	2-1
Leading at half	8-3
Trailing at half	1-11
Tied at half	0-3
Overtime	1-1
Five point games	2-4
"One Shot" games	1-2
Outshoots Opponent	9-4
Outshot by Opponent	0-13
More rebounds	6-9
Less or equal Rebounds	3-8
More offensive boards	3-11
Less or equal offensive boards	6-6
More turnovers	1-8
Less or equal turnovers	8-9
Player(s) foul out	1-9
Opponent(s) foul out	4-5
Has technical foul	1-5
Opponent technical foul	0-2

Scores:

59 and under	1-6
60-69	2-5
70-79	4-6
80-89	2-0
90-99	0-0
100+	0-0

Opponent Scores:

59 and under	6-0
60-69	3-4
70-79	0-8
80-89	0-3
90-99	0-1
100+	0-1

Shoots:

Under 35%	1-5
35-39%	2-4
40-44%	0-4
45-49%	5-4
50%+	1-0

Opponent Shoots:

Under 35%	5-1
35-39%	2-2
40-44%	2-3
45-49%	0-4
50%+	0-7

Free Throws:

Under 60%	2-2
60-69%	2-5
70-79%	3-9
80+%	2-1

Free Throw Attempts:

Under 20 Attempts	3-5
20-29	2-11
30-39	3-1
40-49	1-0
50+	0-0

Field Goal Attempts:

Under 50 FGA	2-4
50-59 FGA	3-9
60-69 FGA	4-3
70+ FGA	0-1

Uniforms:

White	7-6
Black	0-6
Green	2-5

Season Streaks

Longest Win Streak	3
Longest Losing Streak	5
Current Streak	Won 1
Last 10	3-7
Largest Lead	42 pts (vs Cameron)
Largest Deficit	33 pts (at Louisiana)
Largest Deficit Overcome	15 pts (at WKU)
With Seroka (since 08-09)	84-54

MEAN GREEN 2012-13 ACCOLADES AND HONORS

Tony Mitchell

- John Wooden Award Preseason Top 50 Players
- Preseason All-America (ESPN, CBS Sports, Blue Ribbon Report, Lindy's, Basketball Times)
- Sun Belt Conference Preseason Player of the Year
- Preseason First-Team All-Sun Belt
- CBS Sports 2012 Preseason Top 100 College Players (No. 7)
- Basketball Times Oct. Issue Cover Boy
- Athlon Sports No. 3 Inside-Out Player in the Country
- Lindy's No. 2 Center in the Nation
- SB Nation No. 9 on Top 100 Players in College Basketball
- NBA Draft Express 2013 NBA Mock Draft No. 8 Overall Pick

Jordan Williams

- College Sports Madness Preseason All-Sun Belt (First Team)

Chris Jones

- College Sports Madness Preseason All-Sun Belt (First Team)

STARTING LINEUPS & RECORDS

Game	1	2	3	4	5	Result
at No. 16 Creighton	Jones	A. Williams	J. Williams	Franklin	T. Mitchell	L 71-51
vs. Alabama-Huntsville	Jones	A. Williams	J. Williams	Franklin	T. Mitchell	L 78-75
vs. Lamar	Jones	A. Williams	J. Williams	Franklin	T. Mitchell	W 74-59
Cameron	Jones	A. Williams	J. Williams	Franklin	T. Mitchell	W 78-49
vs. IUPUI	Jones	A. Williams	J. Williams	Franklin	T. Mitchell	W 80-66
at Virginia	Jones	A. Williams	J. Williams	Franklin	T. Mitchell	L 80-64
UT Arlington	Jones	A. Williams	J. Williams	Holmen	Franklin	L 72-59
Louisiana	Jones	A. Williams	J. Williams	Franklin	T. Mitchell	L 80-76
at Saint Louis	Jones	A. Williams	Holmen	Franklin	T. Mitchell	L 67-63
Jackson State	Jones	A. Williams	Holmen	Franklin	T. Mitchell	W 83-65
Southeastern Louisiana	Jones	A. Williams	Holmen	Franklin	T. Mitchell	W 45-40
Lehigh	Jones	J. Williams	Holmen	Franklin	Stojiljkovic	L 90-75
Western Kentucky	Jones	A. Williams	Holmen	Franklin	T. Mitchell	L 70-64
Middle Tennessee	A. Williams	J. Williams	Holmen	Franklin	T. Mitchell	L 75-57
Troy	Hardwick	J. Williams	Patton	Franklin	T. Mitchell	W 76-59
ULM	Hardwick	J. Williams	Patton	Franklin	T. Mitchell	L 81-68
UALR	Hardwick	A. Williams	J. Williams	Franklin	T. Mitchell	L 67-53
South Alabama	Hardwick	A. Williams	J. Williams	Franklin	T. Mitchell	W 66-56
FIU	Hardwick	A. Williams	J. Williams	Franklin	T. Mitchell	L 70-64
Florida Atlantic	Hardwick	J. Williams	Stojiljkovic	Franklin	T. Mitchell	W 61-59
Middle Tennessee	Hardwick	J. Williams	Stojiljkovic	Franklin	T. Mitchell	L 72-64
UALR	Hardwick	J. Williams	Stojiljkovic	Franklin	T. Mitchell	L 62-57
Louisiana	Hardwick	J. Williams	Stojiljkovic	Franklin	T. Mitchell	L 105-74
Arkansas State	Hardwick	A. Williams	J. Williams	Franklin	T. Mitchell	L 75-66
Western Kentucky	Hardwick	A. Williams	J. Williams	Franklin	T. Mitchell	L 70-59
FIU	Hardwick	J. Williams	Stojiljkovic	Franklin	T. Mitchell	W 77-67

MEAN GREEN MILESTONE GAMES

Double Figure Points

T. Mitchell	20
J. Williams	19
Franklin	16
A. Williams	15
Jones	7
Holmen	3
Stojiljkovic	2
Hardwick	1
Patton	1

Double-Doubles

T. Mitchell	7
Franklin	2

20+ Point Games

T. Mitchell	4
J. Williams	4
Franklin	3
Jones	2
A. Williams	1

30+ Point Games

J. Williams	1
-------------------	---

Three Or More Steals

Jones	5
T. Mitchell	3
Franklin	3
Patton	1
Hardwick	1

Double Figure Rebounds

T. Mitchell	9
Franklin	3

Three Or More Blocks

T. Mitchell	14
J. Williams	2
Coleman	1
Franklin	1

Five Or More Assists

Jones	7
Hardwick	3
A. Williams	1

THE LAST TIME A MEAN GREEN PLAYER ...

Had 30 or more points

31 - Jordan Williams vs. Louisiana-Lafayette, 1/31/13

Had 15 or more rebounds

15 - Tony Mitchell vs. Troy, 1/3/13

Had 10 or more assists

10 - Chris Jones vs. Troy, 12/31/11

Had 5 or more blocks

6 - Tony Mitchell vs. Louisiana-Lafayette, 3/4/12

Had 5 or more steals

5 - Chris Jones vs. Western Kentucky, 12/29/12

Made 90% or more FGA (min 5 att)

1.000 - George Odufuwa vs. UALR (7-7), 2/20/10

Made 80% or more FGA (min 5 att)

.857 - Alzee Williams vs. FIU (6-7), 2/9/13

Made 100% FTA (min 5 att)

1.000 - Roger Franklin (11-11) vs FIU, 2/9/13

1.000 - P.J. Hardwick (5-5) vs FIU, 2/9/13

Made 90% or more FTA (min 5 att)

.900 - Alzee Williams vs. UALR (9-10), 2/23/12

Made 8 or more 3PT's

8 - Joe Ervin vs. Arkansas, 12/30/98

Had a double-double (pts/rbs)

Tony Mitchell (14 pts / 13 reb) vs. Western Kentucky, 2/7/13

Had consecutive double-doubles (pts/rbs)

2 - Tony Mitchell vs. MTSU (13 pts, 11 reb), Troy (29 pts, 15 reb)

Had a double-double (pts/asst)

Chris Jones vs. Troy (21 pts /10 asst), 12/31/11

Had a triple-double (pts/rbs/asst)

Jesse Ratliff vs. Sam Houston St. (20pts/16reb/10asst), 2/18/93

Had a perfect shooting night (min 5 fg & ft att)

Tristan Thompson vs. Sam Houston St. (6-6 fg/2-2 3fg/6-6 ft), 12/3/08

THE LAST TIME A MEAN GREEN TEAM ...

Scored 100 or more points

107 - vs. Houston Baptist, 2/15/10

Allowed 100 or more points

105 - vs. Louisiana-Lafayette, 1/31/13

Scored 50 or fewer points

45 - vs. Southeastern Louisiana, 12/16/12

Held an opponent under 50 points

40 - vs. Southeastern Louisiana, 12/16/12

Won an overtime game

61-59 (OT) - vs. Florida Atlantic, 1/19/13

Had 50 or more rebounds

50 - vs. Cameron, 11/16/16

Had 20 or more assists

22 - vs. Western Kentucky, 1/12/12

Had 10 or more steals

11 - vs. Louisiana, 12/1/12 & 15 - vs. UT Arlington, 11/28/12

Had 5 or more blocks

7 - vs. Louisiana-Lafayette, 1/31/13

Five or more players in double-figures

7 - vs. FIU, 2/9/13

Made 60% or higher FGs

.750 - vs. FIU (24-32), 2/9/13

Made 50% or higher 3pt FGs

.500 - vs. FIU (2-4), 2/9/13

Made 90% or higher FTs

.938 - vs. St. Louis (15-of-16), 12/6/12

NORTH TEXAS RECORDS WATCH

Career Blocks

1.....	138.....	Tony Mitchell.....	2012-Pr.
2.....	119.....	Jeffrey Simpson.....	2004-06
3.....	98.....	Quincy Williams.....	2005-08
4.....	91.....	Kedrick Hogans.....	2008-12
5.....	81.....	Wendell Williams.....	1986-89
6.....	76.....	Thomas Gibson.....	1990-92
7.....	70.....	George Odufuwa.....	2009-Pr.
8.....	69.....	Shawnson Johnson.....	2003-04
9.....	66.....	Harold Stewart.....	2005-09
10.....	60.....	Will Smith.....	2000-04
11.....	53.....	Jason Miller.....	1999-01

Single-Season Blocks

1.....	70.....	Tony Mitchell.....	2011-12
2.....	69.....	Shawnson Johnson.....	2003-04
3.....	68.....	Tony Mitchell.....	2012-13
.....	68.....	Jeffrey Simpson.....	2005-06
5.....	53.....	Thomas Gipson.....	1991-92
6.....	51.....	Jeffrey Simpson.....	2004-05
7.....	40.....	Jason Miller.....	2000-01
8.....	38.....	Wendell Williams.....	1988-89
.....	38.....	Quincy Williams.....	2006-07
10.....	33.....	Chuck Thrash.....	1997-98
.....	33.....	Rich Young.....	2006-07

Career Field Goal Percentage

1.....	585.....	John Horrocks.....	1981-83
2.....	581.....	Terry Bailey.....	1974-76
3.....	570.....	Will Smith.....	2000-04
4.....	561.....	Eric Tramiel.....	2008-10
5.....	559.....	Adam Smith.....	1993-95
6.....	555.....	Jeffrey Simpson.....	2004-06
7.....	554.....	Sean Riley.....	1995-97
.....	544.....	George Odufuwa.....	2008-Pr.
9.....	543.....	Keith Wooden.....	2006-08
10.....	540.....	Keenan DuBose.....	1985-87
.....	498.....	Tony Mitchell.....	2012-Pr.

Career 3-Point Field Goal Percentage

1.....	431.....	George King.....	1993-96
2.....	413.....	Chad Elstun.....	1995-97
3.....	409.....	Dominique Johnson.....	2008-11
4.....	406.....	Rich Young.....	2005-07
5.....	396.....	Tristan Thompson.....	2008-11
6.....	391.....	Calvin Watson.....	2003-07
.....	391.....	Adam McCoy.....	2007-09
8.....	377.....	Collin Dennis.....	2007-09
9.....	376.....	Isaac Hines.....	2004-06
10.....	372.....	Josh White.....	2008-11
.....	367.....	Brandon Walton.....	2012-Pr.
.....	344.....	Tony Mitchell.....	2012-Pr.

HEAD COACH TONY BENFORD



PERSONAL

Birthdate

March 22, 1964

Hometown

Hobbs, N.M.

Alma Mater

Texas Tech, '92

Spouse

Deborah

Children

Audriana, Milena, Tony Jr., Jeremy

COACHING

North Texas

Head Coach (2012-Present)

Marquette

Assoc. Head Coach (2011-12)

Asst. Coach (2008-11)

Nebraska

Asst. Coach (2006-08)

UTEP

Asst. Coach (July 2006)

Arizona State

Assoc. Head Coach (2004-06)

Asst. Coach (1998-04)

New Mexico

Asst. Coach (1992-98)

All Saints School

Head Coach (1988-1991)

PLAYING CAREER

European League

Holland (1986-87)

Chicago Bulls

Training Camp (1986)

Boston Celtics

Fourth Round Draft Pick (1986)

Texas Tech

All-SWC (1986)

SWC Tournament MVP (1986)

Hobbs High School

1982 N.M. State MVP

1982 State Champion

One of the nation's most respected assistant coaches, Tony Benford, has taken the reigns of the North Texas men's basketball program.

A veteran of 20 years in Division I basketball and 14 postseason appearances, Benford served as the associate head coach under Buzz Williams at Marquette last season; his fourth year with the Golden Eagles. During his time at Marquette, Benford helped recruit and coach six All-Big East players, including 2012 Big East Player of the Year Jae Crowder.

Tabbed by Basketball Times, Fox Sports and Hoop Scoop as one of the country's top assistant coaches, Benford also spent time at Nebraska (2006-08), Arizona State (1998-06) and New Mexico (1992-98) developing some of the nation's most talented players.

"I couldn't be more excited about the opportunity of taking over the basketball program at North Texas," Benford said. "I would like to thank Rick Villarreal and President V. Lane Rawlins for this opportunity, and Johnny Jones for doing such a great job in making North Texas a winner. My philosophy is all about the players, and we will do everything in ensure that our players grow in the classroom, the community and on the court."

In his career Benford recruited and coached five NBA first-round draft picks: Garland, Texas; Ike Diogu (Arizona St., '05), Charles Smith (New Mexico, '97), Kenny Thomas (New Mexico, '99), Lazar Hayward (Marquette, '10) and Jimmy Butler (Marquette, '11), as well as three second-round picks in Eddie House (Arizona St., '00), Tommy Smith (Arizona St., '03) and Jeff Pendergraph (Arizona St., '09).

A native of Hobbs, N.M., Benford played collegiately at Texas Tech and was the catalyst for the Red Raiders Southwest Conference regular-season and tournament titles in 1985, and their 1986 SWC Tournament championship. He earned All-Southwest Conference and SWC Tournament MVP honors as a senior. The Boston Celtics selected Benford in the fourth round of the 1986 NBA Draft, and he played professionally in Holland for the 1986-87 season.


With Williams and Benford at the helm at Marquette, the Golden Eagles have reached the NCAA Tournament's Sweet 16 in each of the last two years. Marquette was ranked No. 11 in the final AP poll of 2012, and ranked 31st in the country in scoring offense with an average of 75.4 points per game. MU won at least 20 games and reached the NCAA Tournament in each of Benford's four years with the program.

Before arriving at Marquette, he had spent the previous two campaigns at Nebraska under head coach Doc Sadler. The Huskers collected 37 total victories in the two seasons, highlighted by a trip to the National Invitation Tournament in 2008. The squad posted 20 wins in 2007-08, just the 12th 20-win campaign in the program's 112-year history. North Texas forward Alonzo Edwards was recruited to Nebraska by Benford prior to transferring to Denton.

Benford served on the Arizona State bench as an assistant coach for his first six years in Tempe before being named associate head coach for his last two seasons. Benford helped the Sun Devils to four postseason appearances during his tenure, including earning a spot in the second round of the 2003 NCAA Tournament. While at ASU, Benford recruited Keith Wooden and George Odufuwa to Phoenix before the pair transferred to North Texas and went on to start a combined 143 games for the Mean Green.

In six seasons with New Mexico, Benford helped the Lobos reach five NCAA Tournament bids while winning 73.2 percent of their games (139-51 record). New Mexico picked up a pair of Western Athletic Conference tournament titles in 1993 and 1996, and a regular-season championship in 1994. During his stint with the Lobos, Benford coached the top four scorers in program history, including all-time leading scorer in Kenny Thomas.

As a prep all-star, Benford was a Converse All-American and the New Mexico Player of the Year after pouring in 27.5 points per game as a senior at Hobbs High School. He led Hobbs to the state title in his final season, earning MVP honors of the state championship tournament after posting 29 points in the title game.



1 Jacob Holmen

Forward

Sr. ▶ 6-8 ▶ 225
Whitehouse, TX ▶
(Whitehouse HS)

↳ CAREER HIGHS

Points: 21, vs Arkansas State -- 03/05/12
Rebounds: 10, at Louisiana -- 1/27/11
Assists: 4, vs Arkansas State -- 03/05/12
Steals: 2, 4 times
Blocks: 2, at Univ. of New Orleans -- 02/11/10; Henderson State -- 11/12/10; Louisiana
FG made: 9, at Florida Atlantic -- 02/11/12
FG attempts: 16, at Florida Atlantic -- 02/11/12
3FG made: 5, vs Arkansas State -- 03/05/12
3FG attempts: 7, UT Arlington -- 11/28/12
FT made: 5, Henderson State -- 11/12/10; University of the South -- 12/02/09
FT attempts: 6, South Alabama -- 01/21/10; Henderson State -- 11/12/10

North Texas 2012-13: Expected to retire following concussion history ... Made 16 of last 39 (41.0%) from 3-point dating back to last season ... Team's best 3-point shooter at 32.3 percent ... Second highest active career scorer on team (539 career points) ... 29th career start at MTSU ... **2011-12:** All-Sun Belt Tournament team ... Team-high tying 14.0 ppg in SBC Tourney, including 6-of-9 from 3-point ... Career 21 point game in semifinal win over ASU (team season-high 5-of-5 from 3-point) ... Tied season high with 8 rebounds vs ULL in quarterfinals ... Averaged 11.5 points over the year's final 8 games ... Exploded for then-career-high 20 points at FAU - all in the 2nd half ... Team's top free throw shooting forward at 78.6 percent ... Started opener (first start since 1/16/10) and tallied 8 pts, 8 reb.

↳ 2012-13 STATS


Opponent	Date	qs	min	Total		3-Pointers		Free throws		Rebounds				Other				pts	avg	
				fg-fga	pct	3fg-fga	pct	ft-fta	pct	off	def	tot	avg	pf	a	t/o	blk			stl
at Creighton	11/09/12		12	1-3	.333	0-0	.000	0-0	.000	0	2	2	2.0	0	0	0	0	0	2	2.0
vs Alabama-Huntsville	11/12/12		12	1-5	.200	0-0	.000	2-2	1.000	2	1	3	2.5	0	0	0	0	1	4	3.0
vs Lamar	11/13/12		15	5-7	.714	0-0	.000	0-0	.000	2	0	2	2.3	2	0	2	0	0	10	5.3
CAMERON	11/16/12		15	5-8	.625	3-4	.750	1-2	.500	2	3	5	3.0	0	0	0	0	0	14	7.5
vs IUPUI	11/19/12		19	5-9	.556	2-4	.500	0-0	.000	2	2	4	3.2	2	0	0	0	0	12	8.4
at Virginia	11/20/12		15	1-5	.200	0-2	.000	2-2	1.000	2	3	5	3.5	2	0	0	0	0	4	7.7
UT ARLINGTON	11/28/12	*	23	2-8	.250	2-7	.286	0-0	.000	0	5	5	3.7	2	1	1	1	2	6	7.4
LOUISIANA	12/1/12		22	3-9	.333	2-4	.500	0-0	.000	2	2	4	3.8	4	1	1	2	1	8	7.5
at Saint Louis	12/5/12	*	21	0-4	.000	0-2	.000	0-0	.000	0	2	2	3.6	2	1	0	0	0	0	6.7
JACKSON STATE	12/8/12	*	12	3-5	.600	0-1	.000	3-3	1.000	2	2	4	3.6	2	0	0	0	0	9	6.9
SOUTHEASTERN LA.	12/16/12	*	23	1-6	.167	0-2	.000	0-0	.000	3	2	5	3.7	0	0	1	0	0	2	6.5
LEHIGH	12/20/12	*	19	3-7	.429	0-1	.000	0-0	.000	1	3	4	3.8	1	0	1	1	0	6	6.4
at Western Kentucky	12/29/12	*	10	1-3	.333	0-0	.000	2-4	.500	2	0	2	3.6	0	0	0	1	0	4	6.2
at Middle Tennessee	12/31/12	*	12	1-3	.333	1-3	.333	0-0	.000	2	2	4	3.6	2	1	3	0	0	3	6.0
SOUTH ALABAMA	1/12/13		5	0-2	.000	0-1	.000	0-0	.000	0	1	1	3.5	1	0	1	0	0	0	5.6
Totals		7	235	32-84	.381	10-31	.323	10-13	.769	22	30	52	3.5	20	4	10	5	4	84	5.6

Games played: 15
Minutes/game: 15.7
Points/game: 5.6
FG Pct: 38.1
3FG Pct: 32.3
FT Pct: 76.9

Rebounds/game: 3.5
Assists/game: 0.3
Turnovers/game: 0.7
Assist/turnover ratio: 0.4
Steals/game: 0.3
Blocks/game: 0.3

↳ CAREER STATS

Season	gp-gs	min/avg	Total		3-Point		F-Throws		Rebounds				Other				Scoring			
			fg-fga	pct	fg-fga	pct	ft-fta	pct	off	def	tot	avg	pf	fo	ast	to	blk	stl	pts	avg
2009-10	31-8	420/13.5	59-142	.415	3-23	.130	29-36	.806	27	46	73	2.4	41	1	12	25	7	8	150	4.8
2010-11	26-0	382/14.7	58-134	.433	12-34	.353	24-32	.750	31	47	78	3.0	27	0	12	17	3	5	152	5.8
2011-12	22-14	457/20.8	59-151	.391	13-39	.333	22-28	.786	20	53	73	3.3	30	1	21	22	2	6	153	7.0
2012-13	15-7	235/15.7	32-84	.381	10-31	.323	10-13	.769	22	30	52	3.5	20	0	4	10	5	4	84	5.6
TOTAL	94-29	1494/15.9	208-511	.407	38-127	.299	85-109	.780	100	176	276	2.9	118	2	49	74	17	23	539	5.7



2 Brandon Walton

Guard

Sr. ▶ 6-2 ▶ 205
Compton, CA ▶
(Casper College)

↳ CAREER HIGHS

Points: 19, Arkansas State -- 01/28/12
Rebounds: 6, at Louisiana-Lafayette -- 01/25/12; at Florida Atlantic -- 02/11/12; Sam Houston State
Assists: 4, at FIU -- 02/09/12
Steals: 3, at UT Arlington -- 11/22/11
Blocks: 1, at South Alabama -- 01/05/12
FG made: 6, at ULM -- 01/14/12; at UALR -- 02/23/12
FG attempts: 16, at UALR -- 02/23/12
3FG made: 5, at ULM -- 01/14/12
3FG attempts: 10, at UALR -- 02/23/12
FT made: 6, Arkansas State -- 01/28/12
FT attempts: 6, Arkansas State -- 01/28/12; at FIU -- 02/09/12

North Texas 2012-13: Injured in opener at Creighton, and is expected to redshirt ... **2011-12:** Just missed the single season top-10 list for 3-pointers in a season with 54 ... 46.2 percent from 3-point in SBC Tournament ... Game-winning 3-pointer with 8.3 seconds left in QF win over ULL (game-high 16 points) ... Ranked 6th in the SBC with 2.1 3-pointers per league game, and 11th with 41.0 3FG% ... Was 32-of-76 (42.1 percent) from 3-point over season's final 15 games ... Team season-high 5 3-pointers at ULM ... 14 double-figure games, including a career-high 19 points at ASU ... Returned home to LA and tallied 14 points vs La Sierra.


↳ 2012-13 STATS

Opponent	Date	gs	min	Total		3-Pointers		Free throws		Rebounds				pf	a	t/o	blk	stl	pts	avg
				fg-fga	pct	3fg-fga	pct	ft-fga	pct	off	def	tot	avg							
at Creighton	11/09/12		1	0-0	.000	0-0	.000	0-0	.000	0	0	0	0.0	0	0	0	0	0	0	0.0
Totals		0	1	0-0	.000	0-0	.000	0-0	.000	0	0	0	0.0	0	0	0	0	0	0	0.0

Games played: 1
Minutes/game: 1.0

↳ CAREER STATS

Season	gp-gs	min/avg	Total		3-Point		F-Throws		Rebounds				Scoring							
			fg-fga	pct	fg-fga	pct	ft-fga	pct	off	def	tot	avg	pf	fo	ast	to	blk	stl	pts	avg
2011-12	32-17	792/24.8	92-237	.388	54-147	.367	42-63	.667	29	53	82	2.6	67	1	35	38	1	25	280	8.8
2012-13	1-0	1/1.0	0-0	.000	0-0	.000	0-0	.000	0	0	0	0.0	0	0	0	0	0	0	0	0.0
TOTAL	33-17	793/24.0	92-237	.388	54-147	.367	42-63	.667	29	53	82	2.5	67	1	35	38	1	25	280	8.5



3 Alzee Williams

Guard

Jr. ▶ 6-4 ▶ 180
Dallas, TX ▶
(Mississippi Elite Christian Acad.)

↳ CAREER HIGHS

Points: 29, Middle Tennessee -- 02/02/12
Rebounds: 8, Lehigh -- 12/20/12
Assists: 5, Arkansas State -- 01/28/12; at Middle Tennessee -- 12/31/12
Steals: 2, 5 times
Blocks: 1, 7 times
FG made: 10, Middle Tennessee -- 02/02/12
FG attempts: 19, Middle Tennessee -- 02/02/12
3FG made: 2, at ULM -- 02/27/10; at UALR -- 1/10/13
3FG attempts: 4, at Loyola Marymount -- 12/04/11
FT made: 9, Middle Tennessee -- 02/02/12; at UALR -- 02/23/12
FT attempts: 11, Middle Tennessee -- 02/02/12

North Texas 2012-13: One of the NCAA's most efficient guards, averaging a turnover every 30.3 minutes ... On pace to top 1,000 minutes in back-to-back years ... Tied career-high in assists with 5 at MTSU ... Utility guard, once again leads NT with 34.2 MPG ...

2011-12: Led the league with 35.6 minutes per SBC game, and his 1,018 total minutes rank 8th in NT history ... Averaged 15.8 ppg over the last 10 games of the year, which included 29 (MTSU) and 25 (UALR) point outings ... Shot 51.6 percent from the floor in the SBC Tournament and scored a team-high-tying 14.0 ppg ... Ended the year with 10 straight double-figure games ... Game-winning OT tip-in vs Denver ... NT's go-to free throw shooter at 78.8 percent (78-of-99) ... Team-high 30 career starts (all in 2011-12).

↳ 2012-13 STATS

Opponent	Date	qs	min	Total		3-Pointers		Free throws		Rebounds										pts	avg
				fg-fga	pct	3fg-fga	pct	ft-fta	pct	off	def	tot	avg	pf	a	t/o	blk	stl			
at Creighton	11/09/12	*	29	3-14	.214	0-0	.000	3-4	.750	2	1	3	3.0	1	1	0	0	0	9	9.0	
vs Alabama-Huntsville	11/12/12	*	32	1-6	.167	0-0	.000	0-2	.000	1	2	3	3.0	0	3	0	0	1	2	5.5	
vs Lamar	11/13/12	*	37	6-11	.545	0-0	.000	5-7	.714	2	3	5	3.7	0	2	0	0	0	17	9.3	
CAMERON	11/16/12	*	22	6-7	.857	0-0	.000	0-0	.000	0	2	2	3.3	1	1	1	1	0	12	10.0	
vs IUPUI	11/19/12	*	33	3-11	.273	0-0	.000	2-4	.500	1	3	4	3.4	1	4	0	0	0	8	9.6	
at Virginia	11/20/12	*	33	4-11	.364	0-0	.000	3-5	.600	1	0	1	3.0	2	0	1	0	2	11	9.8	
UT ARLINGTON	11/28/12	*	37	4-9	.444	1-2	.500	5-8	.625	1	1	2	2.9	3	0	2	0	1	14	10.4	
LOUISIANA	12/1/12	*	31	1-9	.111	0-0	.000	5-6	.833	3	1	4	3.0	1	2	1	0	0	7	10.0	
at Saint Louis	12/5/12	*	35	3-5	.600	0-0	.000	2-2	1.000	0	2	2	2.9	1	1	0	0	0	8	9.8	
JACKSON STATE	12/8/12	*	36	5-8	.625	0-0	.000	4-5	.800	2	3	5	3.1	2	2	1	0	1	14	10.2	
SOUTHEASTERN LA.	12/16/12	*	34	5-12	.417	0-0	.000	1-3	.333	1	2	3	3.1	0	1	0	0	2	11	10.3	
LEHIGH	12/20/12		32	6-14	.429	0-1	.000	8-8	1.000	4	4	8	3.5	1	0	2	0	0	20	11.1	
at Western Kentucky	12/29/12	*	38	3-9	.333	0-1	.000	2-3	.667	2	2	4	3.5	2	1	2	1	0	8	10.8	
at Middle Tennessee	12/31/12	*	35	2-8	.250	0-1	.000	0-0	.000	0	2	2	3.4	3	5	2	0	0	4	10.4	
TROY	1/3/13		23	4-6	.667	1-1	1.000	1-1	1.000	2	1	3	3.4	1	0	0	0	0	10	10.3	
at UALR	1/10/13	*	39	5-9	.556	2-3	.667	1-2	.500	1	1	2	3.3	0	0	1	0	0	13	10.5	
SOUTH ALABAMA	1/12/13	*	40	5-9	.556	0-0	.000	1-2	.500	2	2	4	3.4	0	2	0	0	1	11	10.5	
at FIU	01/17/13	*	39	4-9	.444	1-3	.333	4-6	.667	2	2	4	3.4	1	2	4	0	0	13	10.7	
UALR	1/26/13		33	0-3	.000	0-1	.000	0-0	.000	1	2	3	3.4	0	0	2	0	0	0	10.1	
at Louisiana	01/31/13		36	5-10	.500	0-0	.000	4-5	.800	1	3	4	3.4	0	3	3	0	0	14	10.3	
at Arkansas State	2/2/13	*	42	2-10	.200	0-1	.000	6-8	.750	2	1	3	3.4	2	1	2	0	1	10	10.3	
WESTERN KENTUCKY	2/7/13	*	38	7-10	.700	0-0	.000	3-5	.600	0	1	1	3.3	1	1	0	0	0	17	10.6	
FIU	2/9/13		33	6-7	.857	0-0	.000	3-4	.750	1	1	2	3.2	2	2	2	0	0	15	10.8	
Totals			18	787	90-207	.435	5-14	.357	63-90	.700	32	42	74	3.2	25	34	26	2	9	248	10.8

Games played: 23
Minutes/game: 34.2
Points/game: 10.8
FG Pct: 43.5
3FG Pct: 35.7
FT Pct: 70.0

Rebounds/game: 3.2
Assists/game: 1.5
Turnovers/game: 1.1
Assist/turnover ratio: 1.3
Steals/game: 0.4
Blocks/game: 0.1

↳ CAREER STATS

Season	gp-gs	min/avg	Total		3-Point		F-Throws		Rebounds				Scoring							
			fg-fga	pct	fg-fga	pct	ft-fta	pct	off	def	tot	avg	pf	fo	ast	to	blk	stl	pts	avg
2009-10	32-0	244/7.6	21-64	.328	5-31	.161	14-22	.636	3	20	23	0.7	19	0	5	18	3	7	61	1.9
2011-12	32-30	1018/31.8	126-267	.472	5-21	.238	78-99	.788	36	73	109	3.4	36	0	54	41	2	17	335	10.5
2012-13	23-18	787/34.2	90-207	.435	5-14	.357	63-90	.700	32	42	74	3.2	25	0	34	26	2	9	248	10.8
TOTAL	87-48	2049/23.6	237-538	.441	15-66	.227	155-211	.735	71	135	206	2.4	80	0	93	85	7	33	644	7.4



4 P.J. Hardwick

Guard

Fr. ▶ 5-10 ▶ 170
Miami, FL ▶
(Houston Christian Life)

↳ CAREER HIGHS

Points: 14, South Alabama -- 1/12/13
Rebounds: 9, Cameron -- 11/16/12
Assists: 7, Troy -- 1/3/13
Steals: 4, at FIU -- 01/17/13
FG made: 4, ULM -- 1/5/13
FG attempts: 8, South Alabama -- 1/12/13
3FG attempts: 1, at Creighton -- 11-09-12; at Creighton -- 11/09/12
FT made: 10, South Alabama -- 1/12/13
FT attempts: 12, South Alabama -- 1/12/13

2012-13 North Texas: 82.9 FT% in league play ranks 1st in SBC ... In 12 starts: 33.2 MPG, 5.6 PPG, 3.5 APG, 4.2 RPG, 85.3 FT% ... Career scoring effort (14 pts) in South Alabama win, hit 7-of-8 free throws in final 59 seconds ... 2nd at NT with 61 assists (2.3 per game) ... Game-high 9 boards vs. Cameron ... 7 assists in 2 NIT Season Tip-Off games ... Saw first career action at Creighton, tallied 3 pts ...

Houston Christian Life Academy: Known for his lightning quick moves, point guard P.J. Hardwick became the first signee of the Tony Benford era ... Averaged 15 points and 10 assists per game as a senior for Christian Life Academy in Houston ... Originally signed with Mississippi State as a part of the nation's No. 17 ranked recruiting class according to Hoop Scoop ... As a junior, Hardwick led Christian Life to a 30-1 record while averaging nine points and 12 assists per game.

↳ 2012-13 STATS

Opponent	Date	qs	min	Total		3-Pointers		Free throws		Rebounds											pts	avg
				fg-fga	pct	3fg-fga	pct	ft-fga	pct	off	def	tot	avg	pf	a	t/o	blk	stl				
at Creighton	11/09/12		21	1-5	.200	0-1	.000	1-2	.500	1	1	2	2.0	2	3	0	0	1	3	3.0		
vs Alabama-Huntsville	11/12/12		13	1-1	1.000	0-0	.000	0-0	.000	1	2	3	2.5	2	3	1	0	0	2	2.5		
vs Lamar	11/13/12		16	1-2	.500	0-0	.000	0-0	.000	1	0	1	2.0	2	4	3	0	0	2	2.3		
CAMERON	11/16/12		18	2-5	.400	0-0	.000	1-1	1.000	3	6	9	3.8	1	1	2	0	2	5	3.0		
vs IUPUI	11/19/12		14	1-1	1.000	0-0	.000	0-0	.000	0	1	1	3.2	0	1	1	0	1	2	2.8		
at Virginia	11/20/12		20	0-0	.000	0-0	.000	0-1	.000	0	1	1	2.8	2	2	1	0	0	0	2.3		
UT ARLINGTON	11/28/12		10	0-0	.000	0-0	.000	0-0	.000	0	0	0	2.4	2	0	0	0	2	0	2.0		
LOUISIANA	12/1/12		6	0-0	.000	0-0	.000	0-0	.000	0	0	0	2.1	0	0	0	0	0	0	1.8		
at Saint Louis	12/5/12		3	0-0	.000	0-0	.000	2-2	1.000	0	0	0	1.9	1	0	2	0	2	2	1.8		
JACKSON STATE	12/8/12		17	1-2	.500	0-0	.000	0-2	.000	1	2	3	2.0	4	2	0	0	1	2	1.8		
SOUTHEASTERN LA.	12/16/12		12	1-3	.333	0-0	.000	0-0	.000	0	2	2	2.0	0	1	1	0	1	2	1.8		
LEHIGH	12/20/12		14	1-1	1.000	0-0	.000	0-0	.000	0	2	2	2.0	4	1	1	0	2	2	1.8		
at Western Kentucky	12/29/12		1	0-0	.000	0-0	.000	0-0	.000	0	0	0	1.8	0	1	0	0	0	0	1.7		
at Middle Tennessee	12/31/12		17	1-1	1.000	0-0	.000	0-1	.000	0	1	1	1.8	2	0	1	0	0	2	1.7		
TROY	1/3/13	*	31	1-2	.500	0-0	.000	0-0	.000	0	1	1	1.7	4	7	5	0	0	2	1.7		
ULM	1/5/13	*	36	4-6	.667	0-0	.000	0-0	.000	0	3	3	1.8	2	6	2	0	1	8	2.1		
at UALR	1/10/13	*	31	2-7	.286	0-0	.000	4-4	1.000	2	3	5	2.0	3	2	5	0	0	8	2.5		
SOUTH ALABAMA	1/12/13	*	38	2-8	.250	0-0	.000	10-12	.833	0	7	7	2.3	3	4	3	0	2	14	3.1		
at FIU	01/17/13	*	25	1-4	.250	0-0	.000	2-2	1.000	0	8	8	2.6	4	3	8	0	4	4	3.2		
at Florida Atlantic	1/19/13	*	45	2-3	.667	0-0	.000	4-6	.667	1	5	6	2.8	4	5	2	0	1	8	3.4		
MIDDLE TENNESSEE	1/24/13	*	40	2-5	.400	0-0	.000	3-3	1.000	1	1	2	2.7	3	4	1	0	1	7	3.6		
UALR	1/26/13	*	35	0-3	.000	0-0	.000	0-0	.000	1	4	5	2.8	3	2	4	0	0	0	3.4		
at Louisiana	01/31/13	*	27	1-4	.250	0-0	.000	0-0	.000	0	5	5	2.9	5	1	5	0	0	2	3.3		
at Arkansas State	2/2/13	*	32	2-4	.500	0-0	.000	1-2	.500	0	2	2	2.9	5	3	2	0	0	5	3.4		
WESTERN KENTUCKY	2/7/13	*	33	0-1	.000	0-0	.000	0-0	.000	0	5	5	3.0	2	4	5	0	0	0	3.3		
FIU	2/9/13	*	26	2-3	.667	0-0	.000	5-5	1.000	0	1	1	2.9	2	1	4	0	2	9	3.5		
Totals			12	581	29-71	.408	0-1	.000	33-43	.767	12	63	75	2.9	62	61	59	0	23	91	3.5	

Games played: 26
Minutes/game: 22.3
Points/game: 3.5
FG Pct: 40.8
3FG Pct: 0.0
FT Pct: 76.7

Rebounds/game: 2.9
Assists/game: 2.3
Turnovers/game: 2.3
Assist/turnover ratio: 1.0
Steals/game: 0.9



5 Chris Jones

Guard

So. ▶ 6-2 ▶ 202
Garland, TX ▶
(Lakeview Centennial HS)

↳ CAREER HIGHS

Points: 31, at Texas Tech -- 11/16/11
Rebounds: 12, St. Gregory's -- 11/11/11
Assists: 10, Troy -- 12/31/11
Steals: 6, UT Arlington -- 11/28/12
Blocks: 1, 4 times
FG made: 9, at Texas Tech -- 11/16/11
FG attempts: 21, at Texas Tech -- 11/16/11
3FG made: 5, Jackson State -- 12/18/11
3FG attempts: 6, at UT Arlington -- 11/22/11; at Mississippi State -- 11/27/11; Jackson State
FT made: 12, at Texas Tech -- 11/16/11
FT attempts: 13, at Texas Tech -- 11/16/11; Louisiana -- 12/1/12

North Texas 2012-13: Out indefinitely with a foot injury ... 2.2 steals per game ranked 2nd in the SBC ... 6 steals vs UTA tied for 3rd most in NT history, most since 1991 ... 5.0 APG ranked 1st in the Sun Belt ... **2011-12:** Jones' 4.26 apg average highest by a frosh in NT history (8th overall) ... NCAA's 19th highest scoring frosh at 14.1 ppg ... 1 rebound vs Troy from first NT triple-double since 1993 (21 pts, 9 reb, 10 asst) ... 10 assts vs Troy ranks 12th in school history, most by NT player since 2000 ... Missed the final 13 games of the year (Was leading the SBC with 6.0 apg in league games, also ranked top 10 in SBC in pts, asst, steals, A/TO ratio & def rebounds) ... 2.4 steals ranks 21st in NCAA, 3rd in SBC ... 31 points at Texas Tech are the 5th most by a frosh in NT history ... Four games of 20+ points.

↳ 2012-13 STATS

Opponent	Date	qs	min	Total		3-Pointers		Free throws		Rebounds				pf	a	t/o	blk	stl	pts	avg	
				fg-fga	pct	3fg-fga	pct	ft-fta	pct	off	def	tot	avg								
at Creighton	11/09/12	*	21	0-4	.000	0-1	.000	0-0	.000	1	3	4	4.0	4	3	2	0	1	0	0.0	
vs Alabama-Huntsville	11/12/12	*	26	3-15	.200	0-2	.000	7-12	.583	1	2	3	3.5	3	7	3	0	1	13	6.5	
vs Lamar	11/13/12	*	29	7-9	.778	0-0	.000	1-1	1.000	0	2	2	3.0	1	7	3	0	1	15	9.3	
CAMERON	11/16/12	*	24	8-9	.889	0-0	.000	0-1	.000	0	5	5	3.5	2	7	2	0	1	16	11.0	
vs IUPUI	11/19/12	*	29	4-6	.667	1-1	1.000	0-0	.000	0	3	3	3.4	2	8	5	0	2	9	10.6	
at Virginia	11/20/12	*	23	3-8	.375	0-2	.000	0-0	.000	2	1	3	3.3	4	2	1	0	1	6	9.8	
UT ARLINGTON	11/28/12	*	33	2-10	.200	0-1	.000	3-4	.750	2	2	4	3.4	3	5	3	0	6	7	9.4	
LOUISIANA	12/1/12	*	34	6-12	.500	1-2	.500	10-13	.769	3	2	5	3.6	3	4	2	0	4	23	11.1	
at Saint Louis	12/5/12	*	37	8-13	.615	1-1	1.000	4-5	.800	1	6	7	4.0	2	7	6	0	3	21	12.2	
JACKSON STATE	12/8/12	*	24	3-10	.300	0-3	.000	5-6	.833	0	1	1	3.7	4	3	2	0	0	11	12.1	
SOUTHEASTERN LA.	12/16/12	*	25	0-7	.000	0-2	.000	1-2	.500	1	3	4	3.7	4	1	1	0	3	1	11.1	
LEHIGH	12/20/12	*	23	0-8	.000	0-0	.000	0-0	.000	1	3	4	3.8	0	7	4	0	1	0	10.2	
at Western Kentucky	12/29/12	*	30	4-7	.571	0-1	.000	2-2	1.000	0	3	3	3.7	2	4	1	0	5	10	10.2	
Totals			13	358	48-118	.407	3-16	.188	33-46	.717	12	36	48	3.7	34	65	35	0	29	132	10.2

Games played: 13
Minutes/game: 27.5
Points/game: 10.2
FG Pct: 40.7
3FG Pct: 18.8
FT Pct: 71.7

Rebounds/game: 3.7
Assists/game: 5.0
Turnovers/game: 2.7
Assist/turnover ratio: 1.9
Steals/game: 2.2

↳ CAREER STATS

Season	gp-gs	min/avg	Total		3-Point		F-Throws		Rebounds				Scoring							
			fg-fga	pct	fg-fga	pct	ft-fta	pct	off	def	tot	avg	pf	fo	ast	to	blk	stl	pts	avg
2011-12	19-19	558/29.4	97-222	.437	18-64	.281	55-71	.775	11	78	89	4.7	40	0	81	70	4	45	267	14.1
2012-13	13-13	358/27.5	48-118	.407	3-16	.188	33-46	.717	12	36	48	3.7	34	0	65	35	0	29	132	10.2
TOTAL	32-32	916/28.6	145-340	.426	21-80	.263	88-117	.752	23	114	137	4.3	74	0	146	105	4	74	399	12.5



10 Austin Mitchell

Guard

Fr. ▶ 6-1 ▶ 180
Plano, TX ▶
(Plano HS)

↳ CAREER HIGHS

Rebounds: 1, 4 times
Steals: 1, vs Lamar -- 11/13/12
FG attempts: 1, at Creighton -- 11-09-12; at Creighton -- 11/09/12

North Texas 2012-13: Saw first career action at Creighton and against Lamar ... **Plano HS:** Averaged 16.3 points per game as a senior at Plano, which ranked 12th among all players in the DFW area ... Named First-Team All-District 8-5A ... North Texas Basketball Coaches Association 2012 All-Star Game participant ... Also hauled in 2.4 rebounds and 2.5 assists per game as a senior ... Knocked down 19 3-pointers in 26 games ... Helped the Wildcats average 56.0 points per game.

↳ 2012-13 STATS

Opponent	Date	qs	min	Total		3-Pointers		Free throws		Rebounds				pf	a	t/o	blk	stl	pts	avg
				fg-fga	pct	3fg-fga	pct	ft-fa	pct	off	def	tot	avg							
at Creighton	11/09/12	1	1	0-1	.000	0-0	.000	0-0	.000	1	0	1	1.0	0	0	0	0	0	0	0.0
vs Lamar	11/13/12	1	1	0-0	.000	0-0	.000	0-0	.000	0	0	0	0.5	0	0	0	0	1	0	0.0
CAMERON	11/16/12	1	1	0-0	.000	0-0	.000	0-0	.000	0	0	0	0.3	0	0	0	0	0	0	0.0
vs IUPUI	11/19/12	1	1	0-0	.000	0-0	.000	0-0	.000	0	0	0	0.3	0	0	0	0	0	0	0.0
at Virginia	11/20/12	1	1	0-0	.000	0-0	.000	0-0	.000	0	0	0	0.2	0	0	0	0	0	0	0.0
JACKSON STATE	12/8/12	2	2	0-0	.000	0-0	.000	0-0	.000	0	1	1	0.3	0	0	0	0	0	0	0.0
LEHIGH	12/20/12	1	1	0-0	.000	0-0	.000	0-0	.000	0	0	0	0.3	0	0	0	0	0	0	0.0
TROY	1/3/13	1	1	0-0	.000	0-0	.000	0-0	.000	0	0	0	0.3	0	0	0	0	0	0	0.0
ULM	1/5/13	1	1	0-0	.000	0-0	.000	0-0	.000	0	0	0	0.2	0	0	0	0	0	0	0.0
at UALR	1/10/13	1	1	0-0	.000	0-0	.000	0-0	.000	0	0	0	0.2	0	0	1	0	0	0	0.0
SOUTH ALABAMA	1/12/13	2	2	0-0	.000	0-0	.000	0-0	.000	0	0	0	0.2	0	0	0	0	0	0	0.0
at FIU	01/17/13	1	1	0-0	.000	0-0	.000	0-0	.000	0	0	0	0.2	0	0	0	0	0	0	0.0
at Florida Atlantic	1/19/13	0	0	0-0	.000	0-0	.000	0-0	.000	0	1	1	0.2	0	0	0	0	0	0	0.0
at Louisiana	01/31/13	1	1	0-0	.000	0-0	.000	0-0	.000	0	0	0	0.2	0	0	0	0	0	0	0.0
FIU	2/9/13	0	0	0-0	.000	0-0	.000	0-0	.000	0	0	0	0.2	0	0	1	0	0	0	0.0
Totals		0	15	0-1	.000	0-0	.000	0-0	.000	1	2	3	0.2	0	0	2	0	1	0	0.0

Games played: 15
Minutes/game: 1.0
FG Pct: 0.0

Rebounds/game: 0.2
Turnovers/game: 0.1
Steals/game: 0.1



11 Justin Patton

Forward

Sr. ▶ 6-7 ▶ 200
Bossier City, LA ▶
(Grambling State)

↳ CAREER HIGHS

Points: 16, ULM -- 1/5/13
Rebounds: 4, at Louisiana -- 01/31/13
Assists: 1, 7 times
Steals: 3, Louisiana -- 12/1/12
FG made: 6, ULM -- 1/5/13
FG attempts: 11, ULM -- 1/5/13
3FG made: 1, at Virginia -- 11/20/12
3FG attempts: 2, at Virginia -- 11/20/12; Lehigh -- 12/20/12
FT made: 4, South Alabama -- 1/12/13; ULM -- 1/5/13; Jackson State -- 12/8/12
FT attempts: 6, Jackson State -- 12/8/12

North Texas 2012-13: Expected to miss the remainder of the year following knee surgery ... Career-high 16 points vs ULM ... 8-of-15 (53.3%) shooting in 2 career starts ... Earned first career start in Troy win ... Breakout game vs Louisiana: 8 points on 4-of-6 shooting, 3 steals in 10 minutes ... First career 3-pointer at Virginia ... Recovered from knee injury to see first action against Lamar ... **2011-12:** Sat

out the 2011-12 season after transferring ... Was Grambling State's leading scorer and rebounder in 2010-11 with 13.2 points and a SWAC leading 7.1 rebounds per game ... Named Second Team All-SWAC ... Louisiana Sports Writers Assn All-Louisiana Second Team selection ... Won two SWAC Player of the Week awards ... Piled up 43 steals and 192 free throw attempts for the Tigers ... Scored a season-best 31 points against Mississippi Valley, and had back-to-back outings of 16 and 17 rebounds in SWAC play.

↳ 2012-13 STATS

Opponent	Date	gs	min	Total		3-Pointers		Free throws		Rebounds				pf	a	t/o	blk	stl	pts	avg	
				fg-fga	pct	3fg-fga	pct	ft-fa	pct	off	def	tot	avg								
vs Lamar	11/13/12		1	0-0	.000	0-0	.000	0-0	.000	0	0	0	0.0	0	0	0	0	0	0	0.0	
CAMERON	11/16/12		11	0-3	.000	0-1	.000	2-2	1.000	0	0	0	0.0	0	1	0	0	0	2	1.0	
vs IUPUI	11/19/12		10	0-4	.000	0-0	.000	0-0	.000	1	2	3	1.0	2	1	0	0	0	0	0.7	
at Virginia	11/20/12		6	1-2	.500	1-2	.500	0-0	.000	0	0	0	0.8	0	0	0	0	1	3	1.3	
UT ARLINGTON	11/28/12		4	1-1	1.000	0-0	.000	0-0	.000	0	0	0	0.6	0	0	0	0	0	2	1.4	
LOUISIANA	12/1/12		10	4-6	.667	0-0	.000	0-0	.000	1	1	2	0.8	2	0	2	0	3	8	2.5	
at Saint Louis	12/5/12		2	0-0	.000	0-0	.000	0-0	.000	0	0	0	0.7	2	1	0	0	0	0	2.1	
JACKSON STATE	12/8/12		11	1-2	.500	0-0	.000	4-6	.667	0	2	2	0.9	4	0	0	0	0	6	2.6	
SOUTHEASTERN LA.	12/16/12		10	0-2	.000	0-1	.000	1-2	.500	1	1	2	1.0	2	1	0	0	2	1	2.4	
LEHIGH	12/20/12		9	0-4	.000	0-2	.000	2-2	1.000	0	1	1	1.0	1	0	1	0	0	2	2.4	
at Western Kentucky	12/29/12		17	2-5	.400	0-0	.000	2-3	.667	1	2	3	1.2	2	0	2	0	0	6	2.7	
at Middle Tennessee	12/31/12		8	0-1	.000	0-0	.000	2-2	1.000	2	1	3	1.3	1	0	1	0	0	2	2.7	
TROY	1/3/13	*	10	2-4	.500	0-0	.000	0-2	.000	1	2	3	1.5	1	1	1	0	0	4	2.8	
ULM	1/5/13	*	29	6-11	.545	0-0	.000	4-4	1.000	0	2	2	1.5	0	1	0	0	0	16	3.7	
SOUTH ALABAMA	1/12/13		9	0-1	.000	0-1	.000	4-4	1.000	0	1	1	1.5	1	0	1	0	0	4	3.7	
at FIU	01/17/13		6	0-0	.000	0-0	.000	1-2	.500	0	3	3	1.6	1	0	0	0	0	1	3.6	
at Florida Atlantic	1/19/13		18	0-3	.000	0-0	.000	1-2	.500	1	2	3	1.6	1	0	1	0	0	1	3.4	
MIDDLE TENNESSEE	1/24/13		4	0-0	.000	0-0	.000	1-2	.500	1	0	1	1.6	0	0	4	0	0	1	3.3	
at Louisiana	01/31/13		17	0-4	.000	0-1	.000	2-2	1.000	1	3	4	1.7	3	1	1	0	1	2	3.2	
Totals			2	192	17-53	.321	1-8	.125	26-35	.743	10	23	33	1.7	23	7	14	0	7	61	3.2

Games played: 19
Minutes/game: 10.1
Points/game: 3.2
FG Pct: 32.1
3FG Pct: 12.5
FT Pct: 74.3

Rebounds/game: 1.7
Assists/game: 0.4
Turnovers/game: 0.7
Assist/turnover ratio: 0.5
Steals/game: 0.4



13 Tony Mitchell

Forward

So. ▶ 6-8 ▶ 235
Dallas, TX ▶
(Pinkston HS)

↳ CAREER HIGHS

Points: 34, at South Alabama -- 01/05/12
Rebounds: 21, at Florida Atlantic -- 02/11/12
Assists: 5, at Florida Atlantic -- 02/11/12
Steals: 3, vs Lamar -- 11/13/12; vs IUPUI -- 11/19/12
Blocks: 6, 4 times
FG made: 11, at South Alabama -- 01/05/12; Denver -- 01/21/12
FG attempts: 19, Denver -- 01/21/12; at Florida Atlantic -- 1/19/13
3FG made: 3, at South Alabama -- 01/05/12; at ULM -- 01/14/12
3FG attempts: 6, 4 times
FT made: 12, at Florida Atlantic -- 02/11/12
FT attempts: 15, at Florida Atlantic -- 02/11/12

PRESEASON ALL-AMERICAN

North Texas 2012-13: Career numbers after New Year: 15.1 PPG, 10.0 RPG, 3.1 BPG, 50.5 FG% ... Owns 37 double-digit scoring games & 17 career double-doubles ... 9th career 20+ point game vs Florida Atlantic ... Owns the NT single season (70) and career (138) blocks records ... Preseason All-American ... Standout at the prestigious LeBron James and Amar'e Stoudemire Skills Academies ... **2011-12:** Lou Henson Award Finalist ... Only third player in league history to earn Sun Belt Freshman of the Year & First-Team All-SBC in same season ... One of only 2 freshmen in the NCAA to average a double-double (14.7 PPG, 10.3 RPG) ... First frosh with multiple 30+ point/15+ rebound games since Micheal Beasley (KSU, 2007-08) ... 10.3 RPG average 2nd among freshman nationally (Anthony Davis, UK - 10.4) ... In league-only games, Mitchell led the Sun Belt in PPG (15.9), RPG (11.8), 3FG% (47.1), BPG (3.1), also 2nd in FG% (58.1) ... Set NT single-season blocks record (70), and blocks per game record (3.04) ... 22 pts/21 reb vs FAU - Tied for 9th most rebounds in the NCAA last year, is one of six 21+ reb/20+ pt games in '11-12 ... Sun Belt high 10 double-doubles ... 2nd player in league history to earn three straight SBC Player of the Week awards ... Top scoring (34 pts) & rebounding (21 reb) performances in SBC this year.

↳ 2012-13 STATS

Opponent	Date	gs	min	Total		3-Pointers		Free throws		Rebounds				pf	a	t/o	blk	stl	pts	avg	
				fg-fga	pct	3fg-fga	pct	ft-fga	pct	off	def	tot	avg								
at Creighton	11/09/12	*	30	8-15	.533	2-5	.400	0-0	.000	2	5	7	7.0	4	0	1	2	2	18	18.0	
vs Alabama-Huntsville	11/12/12	*	31	2-4	.500	1-1	1.000	5-6	.833	2	9	11	9.0	5	1	3	3	0	10	14.0	
vs Lamar	11/13/12	*	28	6-16	.375	2-3	.667	4-8	.500	3	7	10	9.3	2	0	1	2	3	18	15.3	
CAMERON	11/16/12	*	23	3-5	.600	1-2	.500	4-6	.667	2	5	7	8.8	0	3	0	2	1	11	14.3	
vs IUPUI	11/19/12	*	32	10-18	.556	1-5	.200	0-0	.000	3	6	9	8.8	2	2	1	4	3	21	15.6	
at Virginia	11/20/12	*	34	4-8	.500	1-5	.200	7-9	.778	4	5	9	8.8	3	0	3	3	1	16	15.7	
UT ARLINGTON	11/28/12	*	28	3-13	.231	0-6	.000	6-6	1.000	6	3	9	8.9	4	0	4	2	12	15.1		
LOUISIANA	12/1/12	*	25	1-1	1.000	0-0	.000	1-2	.500	0	4	4	8.3	5	0	5	3	1	3	13.6	
at Saint Louis	12/5/12	*	28	7-12	.583	2-3	.667	2-2	1.000	3	5	8	8.2	4	0	3	0	1	18	14.1	
JACKSON STATE	12/8/12	*	31	6-9	.667	0-2	.000	3-7	.429	2	9	11	8.5	2	1	1	2	2	15	14.2	
SOUTHEASTERN LA.	12/16/12	*	34	1-9	.111	0-3	.000	6-8	.750	2	8	10	8.6	2	0	1	3	0	8	13.6	
LEHIGH	12/20/12	*	31	8-13	.615	1-2	.500	5-9	.556	3	6	9	8.7	3	0	1	3	1	22	14.3	
at Western Kentucky	12/29/12	*	32	3-8	.375	1-3	.333	0-0	.000	4	6	10	8.8	4	1	3	2	0	7	13.8	
at Middle Tennessee	12/31/12	*	32	4-12	.333	1-2	.500	4-5	.800	7	4	11	8.9	3	2	1	2	2	13	13.7	
TROY	1/3/13	*	35	9-17	.529	1-3	.333	10-12	.833	4	11	15	9.3	1	1	2	4	1	29	14.7	
ULM	1/5/13	*	35	4-8	.500	2-5	.400	5-9	.556	1	5	6	9.1	3	0	4	2	1	15	14.8	
at UALR	1/10/13	*	37	5-11	.455	1-4	.250	2-4	.500	2	3	5	8.9	3	2	2	2	1	13	14.6	
SOUTH ALABAMA	1/12/13	*	39	5-14	.357	0-4	.000	4-4	1.000	3	8	11	9.0	4	0	6	4	1	14	14.6	
at FIU	01/17/13	*	32	0-3	.000	0-1	.000	0-0	.000	0	2	2	8.6	4	1	2	4	0	0	13.8	
at Florida Atlantic	1/19/13	*	41	8-19	.421	2-6	.333	6-11	.545	1	7	8	8.6	1	1	4	3	2	24	14.4	
MIDDLE TENNESSEE	1/24/13	*	39	4-11	.364	1-5	.200	1-3	.333	1	5	6	8.5	3	0	7	4	0	10	14.1	
UALR	1/26/13	*	31	3-9	.333	1-3	.333	6-9	.667	2	4	6	8.4	5	0	1	3	1	13	14.1	
at Louisiana	01/31/13	*	25	3-4	.750	1-1	1.000	0-0	.000	1	4	5	8.2	4	1	2	4	0	7	13.8	
at Arkansas State	2/2/13	*	44	6-17	.353	2-6	.333	0-3	.000	2	7	9	8.3	3	1	1	1	1	14	13.8	
WESTERN KENTUCKY	2/7/13	*	28	3-10	.300	1-6	.167	7-8	.875	4	9	13	8.4	4	0	2	0	1	14	13.8	
FIU	2/9/13	*	22	4-4	1.000	1-1	1.000	0-0	.000	0	6	6	8.3	4	1	4	2	0	9	13.6	
Totals			24	827	120-270	.444	26-87	.299	88-131	.672	64	153	217	8.3	82	18	65	68	28	354	13.6

↳ CAREER STATS

Season	gp-gs	min/avg	Total		3-Point		F-Throws		Rebounds				Scoring							
			fg-fga	pct	fg-fga	pct	ft-fga	pct	off	def	tot	avg	pf	fo	ast	to	blk	stl	pts	avg
2011-12	23-22	676/29.4	118-208	.567	18-41	.439	85-115	.739	58	180	238	10.3	70	2	36	65	70	20	339	14.7
2012-13	26-24	827/31.8	120-270	.444	26-87	.299	88-131	.672	64	153	217	8.3	82	3	18	65	68	28	354	13.6
TOTAL	49-46	1503/30.7	238-478	.498	44-128	.344	173-246	.703	122	333	455	9.3	152	5	54	130	138	48	693	14.1



21 T.J.
Taylor

Guard

So. ▶ 6-3 ▶ 220
Denison, TX ▶
(Paris JC / Marquette)

↳ CAREER HIGHS

North Texas: Is expected to sit out the 2012-13 season after transferring from Marquette ... **Paris Junior College:** Third Team All-America selection by the National Junior College Athletic Association in 2011-12 ... First team all-conference and all-region honoree under head coach Chuck Taylor at Paris Junior College ... Two-time Region 14 Player of the Week ... Helped lead the dragons to the regular season conference title ... posted season averages of 14.0 points, 5.0 rebounds, 3.0 assists and 1.0 steals per game ... was named the team's most valuable player, as well as top performer for all of the programs at Paris.



22 Clarke Overlander

Guard

Fr. ▶ 6-5 ▶ 210
Argyle, TX ▶
(Argyle HS)

↳ CAREER HIGHS

Points: 6, at Arkansas State -- 2/2/13
Rebounds: 2, at Middle Tennessee -- 12/31/12
Assists: 2, at Creighton -- 11-09-12; at Creighton -- 11/09/12
Steals: 2, vs Lamar -- 11/13/12
Blocks: 1, Southeastern La. -- 12/16/12
FG made: 2, at Arkansas State -- 2/2/13
FG attempts: 7, Troy -- 1/3/13
3FG made: 1, 6 times
3FG attempts: 6, Troy -- 1/3/13; Cameron -- 11/16/12
FT made: 2, Louisiana -- 12/1/12
FT attempts: 3, Louisiana -- 12/1/12

North Texas 2012-13: Coming off career-best 6-point performance at ASU ... 3-of-5 (60.0%) from inside 3-point, but 6-of-42 (14.3%) from beyond ... Missed just 4 games after knee scope, returned vs MTSU with 8 minutes ... First career block against SELA ... Notched first career 3-pointer in Lamar win ... Saw first career action Creighton, tallied 2 assists ... **Argyle High School:**

Led Argyle to a 31-8 record and its first 3A state title as a senior ... Was named the UIL State Tournament MVP after hauling in 14 points, 10 rebounds and four assists in the state title game ... First-Team All-District as a senior, but was named the District 9-3A MVP as both a sophomore and junior ... Is the first known Denton area player to sign a scholarship to play for the Mean Green ... Multiple Texas Association of Basketball Coaches All Region and All-State selections ... Averaged 15.5 points per game as a sophomore, and upped that to 19 per game and 50 percent 3-point percentage as a junior.

↳ 2012-13 STATS

Opponent	Date	qs	min	Total		3-Pointers		Free throws		Rebounds				pf	a	t/o	blk	stl	pts	avg
				fg-fga	pct	3fg-fga	pct	ft-fga	pct	off	def	tot	avg							
at Creighton	11/09/12		15	0-3	.000	0-3	.000	0-0	.000	0	0	0	0.0	0	2	2	0	0	0	0.0
vs Alabama-Huntsville	11/12/12		10	0-3	.000	0-2	.000	0-0	.000	0	0	0	0.0	1	0	0	0	0	0	0.0
vs Lamar	11/13/12		13	1-5	.200	1-5	.200	0-0	.000	0	1	1	0.3	2	1	0	0	2	3	1.0
CAMERON	11/16/12		16	0-6	.000	0-6	.000	0-0	.000	0	0	0	0.3	2	0	0	0	1	0	0.8
vs IUPUI	11/19/12		2	0-0	.000	0-0	.000	0-0	.000	0	0	0	0.2	2	1	0	0	0	0	0.6
at Virginia	11/20/12		8	1-2	.500	1-2	.500	0-0	.000	0	0	0	0.2	0	0	0	0	1	3	1.0
UT ARLINGTON	11/28/12		1	0-1	.000	0-1	.000	0-0	.000	0	0	0	0.1	0	0	0	0	0	0	0.9
LOUISIANA	12/1/12		1	0-0	.000	0-0	.000	2-3	.667	0	0	0	0.1	1	0	0	0	0	2	1.0
at Saint Louis	12/5/12		3	0-0	.000	0-0	.000	0-0	.000	0	0	0	0.1	0	0	0	0	0	0	0.9
JACKSON STATE	12/8/12		4	0-2	.000	0-2	.000	0-0	.000	0	1	1	0.2	0	0	0	0	0	0	0.8
SOUTHEASTERN LA.	12/16/12		5	0-2	.000	0-2	.000	0-0	.000	0	0	0	0.2	1	0	0	1	1	0	0.7
LEHIGH	12/20/12		9	1-3	.333	0-2	.000	0-0	.000	1	0	1	0.3	1	0	0	0	0	2	0.8
at Western Kentucky	12/29/12		9	1-2	.500	1-2	.500	0-0	.000	0	0	0	0.2	1	0	0	0	0	3	1.0
at Middle Tennessee	12/31/12		12	1-2	.500	1-2	.500	0-0	.000	0	2	2	0.4	1	0	1	0	0	3	1.1
TROY	1/3/13		19	1-7	.143	1-6	.167	0-0	.000	0	1	1	0.4	2	0	1	0	1	3	1.3
ULM	1/5/13		8	0-1	.000	0-1	.000	0-0	.000	0	0	0	0.4	2	0	0	0	0	0	1.2
MIDDLE TENNESSEE	1/24/13		8	0-0	.000	0-0	.000	0-0	.000	0	1	1	0.4	1	0	0	0	0	0	1.1
UALR	1/26/13		1	0-0	.000	0-0	.000	0-0	.000	0	0	0	0.4	0	0	0	0	0	0	1.1
at Louisiana	01/31/13		8	1-3	.333	0-2	.000	1-2	.500	0	0	0	0.4	0	0	0	0	0	3	1.2
at Arkansas State	2/2/13		9	2-3	.667	1-2	.500	1-2	.500	0	1	1	0.4	4	1	0	0	0	6	1.4
WESTERN KENTUCKY	2/7/13		7	0-2	.000	0-2	.000	0-0	.000	0	0	0	0.4	1	0	0	0	0	0	1.3
FIU	2/9/13		9	0-0	.000	0-0	.000	0-0	.000	0	0	0	0.4	1	0	0	0	0	0	1.3
Totals		0	177	9-47	.191	6-42	.143	4-7	.571	1	7	8	0.4	23	5	4	1	6	28	1.3

Games played: 22
Minutes/game: 8.0
Points/game: 1.3
FG Pct: 19.1
3FG Pct: 14.3
FT Pct: 57.1

Rebounds/game: 0.4
Assists/game: 0.2
Turnovers/game: 0.2
Assist/turnover ratio: 1.3
Steals/game: 0.3
Blocks/game: 0.0



23 Jordan Williams

Guard

So. ▶ 6-6 ▶ 195
Dallas, TX ▶
(Kimball HS)

↳ CAREER HIGHS

Points: 31, at Louisiana -- 01/31/13
Rebounds: 8, at Texas -- 11/29/11; Sam Houston State -- 12/10/11; at Arkansas State -- 2/2/13
Assists: 5, vs La Sierra -- 12/02/11
Steals: 4, at Mississippi State -- 11/27/11
Blocks: 3, ULM -- 1/5/13; Cameron -- 11/16/12
FG made: 12, at Louisiana -- 01/31/13
FG attempts: 19, Western Kentucky -- 2/7/13
3FG made: 4, at UT Arlington -- 11/22/11
3FG attempts: 8, vs Alabama-Huntsville -- 11/12/12; Troy -- 12/31/11; Western Kentucky -- 2/7/13
FT made: 8, at Florida Atlantic -- 1/19/13; Middle Tennessee -- 1/24/13
FT attempts: 11, at Louisiana -- 01/31/13

North Texas 2012-13: Averaging 20.2 PPG on 41.2 3FG%, 4.8 RPG in last 6 games ... Team-season high & career high 31 points at ULL ... Leads NT with 15.5 PPG in SBC play, which ranks 7th in the league ... 22 straight free throw makes ended vs UALR (spanned 5 games) ... Shooting 73.9% from the stripe, which ranks 12th in SBC ... Career 136-of-278 (48.9 percent) from inside the 3-point arc

... 30 career double-digit games ... Then career-high 26 point explosion in NIT Season Tip-Off opener ... **2011-12:** Averaged 12.4 points per game after moving into "sixth-man" role ... 23 3-pointers second at NT only to Brandon Walton (54) ... Missed the season's final 13 games ... NT's fourth leading rebounder at 4.0 per game ... Posted two clutch steals in OT to help seal win over South Alabama ... 11 double-figure games, including 19 points in 18 minutes vs Troy ... 17 points, 7 rebounds at Loyola Marymount ... 16 points on 6-of-12 shooting in collegiate debut against St. Gregory's ... Was the CollegeSportsMadness.com Preseason Sun Belt Freshman of the Year.

↳ 2012-13 STATS


Opponent	Date	gs	min	Total		3-Pointers		Free throws		Rebounds					pts	avg					
				fg-fga	pct	3fg-fga	pct	ft-fa	pct	off	def	tot	avg	pf			a	t/o	blk	stl	
at Creighton	11/09/12	*	30	4-14	.286	0-5	.000	1-3	.333	4	1	5	5.0	3	1	5	0	0	9	9.0	
vs Alabama-Huntsville	11/12/12	*	36	8-16	.500	3-8	.375	7-7	1.000	3	1	4	4.5	4	1	2	2	2	26	17.5	
vs Lamar	11/13/12	*	18	2-7	.286	0-2	.000	2-2	1.000	1	1	2	3.7	2	3	2	0	2	6	13.7	
CAMERON	11/16/12	*	25	4-12	.333	1-5	.200	2-3	.667	1	1	2	3.3	1	0	2	3	0	11	13.0	
vs IUPUI	11/19/12	*	28	4-8	.500	3-3	1.000	2-3	.667	2	3	5	3.6	3	1	3	0	0	13	13.0	
at Virginia	11/20/12	*	28	4-15	.267	0-6	.000	4-5	.800	2	0	2	3.3	4	0	4	0	0	12	12.8	
UT ARLINGTON	11/28/12	*	26	2-9	.222	0-4	.000	3-4	.750	1	2	3	3.3	2	0	4	0	0	7	12.0	
LOUISIANA	12/1/12	*	28	5-12	.417	1-3	.333	0-0	.000	1	1	2	3.1	1	0	1	0	2	11	11.9	
at Saint Louis	12/5/12		20	0-4	.000	0-0	.000	0-0	.000	0	3	3	3.1	2	0	1	0	0	0	10.6	
JACKSON STATE	12/8/12		25	4-10	.400	1-4	.250	2-2	1.000	0	4	4	3.2	2	1	0	0	0	11	10.6	
SOUTHEASTERN LA.	12/16/12		15	4-6	.667	0-1	.000	0-1	.000	2	2	4	3.3	2	0	1	0	0	8	10.4	
LEHIGH	12/20/12	*	27	4-10	.400	0-2	.000	4-5	.800	3	4	7	3.6	1	2	1	0	1	12	10.5	
at Western Kentucky	12/29/12		27	7-13	.538	3-4	.750	1-1	1.000	0	0	0	3.3	3	1	2	0	0	18	11.1	
at Middle Tennessee	12/31/12	*	40	5-14	.357	1-7	.143	4-6	.667	1	2	3	3.3	1	0	1	0	1	15	11.4	
TROY	1/3/13	*	35	4-8	.500	0-1	.000	4-5	.800	3	3	6	3.5	1	2	0	1	0	12	11.4	
ULM	1/5/13	*	37	6-12	.500	2-4	.500	2-3	.667	0	1	1	3.3	1	1	3	3	0	16	11.7	
at UALR	1/10/13	*	32	3-6	.500	0-1	.000	3-5	.600	1	3	4	3.4	1	1	5	1	0	9	11.5	
SOUTH ALABAMA	1/12/13	*	33	4-10	.400	1-3	.333	4-4	1.000	2	4	6	3.5	4	0	1	2	2	13	11.6	
at FIU	01/17/13	*	31	2-6	.333	0-1	.000	0-0	.000	1	1	2	3.4	5	1	3	0	1	4	11.2	
at Florida Atlantic	1/19/13	*	41	3-8	.375	0-1	.000	8-8	1.000	2	1	3	3.4	3	3	4	0	1	14	11.4	
MIDDLE TENNESSEE	1/24/13	*	38	5-16	.313	2-7	.286	8-8	1.000	1	3	4	3.4	2	0	2	0	2	20	11.8	
UALR	1/26/13	*	35	7-15	.467	3-6	.500	5-8	.625	1	4	5	3.5	5	0	2	1	1	22	12.2	
at Louisiana	01/31/13	*	38	12-17	.706	2-4	.500	5-11	.455	2	0	2	3.4	0	1	1	2	1	31	13.0	
at Arkansas State	2/2/13	*	39	6-15	.400	3-7	.429	3-4	.750	4	4	8	3.6	4	1	0	0	1	18	13.3	
WESTERN KENTUCKY	2/7/13	*	37	5-19	.263	3-8	.375	2-3	.667	2	4	6	3.7	3	0	0	0	0	15	13.3	
FIU	2/9/13	*	39	4-6	.667	1-2	.500	6-10	.600	1	3	4	3.7	0	2	2	2	1	15	13.4	
Totals			22	808	118-288	.410	30-99	.303	82-111	.739	41	56	97	3.7	60	22	52	17	18	348	13.4

Games played: 26
Minutes/game: 31.1
Points/game: 13.4
FG Pct: 41.0
3FG Pct: 30.3
FT Pct: 73.9

Rebounds/game: 3.7
Assists/game: 0.8
Turnovers/game: 2.0
Assist/turnover ratio: 0.4
Steals/game: 0.7
Blocks/game: 0.7

↳ CAREER STATS

Season	gp-gs	min/avg	Total		3-Point		F-Throws		Rebounds					Scoring						
			fg-fga	pct	fg-fga	pct	ft-fa	pct	off	def	tot	avg	pf	fo	ast	to	blk	stl	pts	avg
2011-12	19-13	480/25.3	71-173	.410	23-84	.274	42-54	.778	36	40	76	4.0	39	0	25	41	9	21	207	10.9
2012-13	26-22	808/31.1	118-288	.410	30-99	.303	82-111	.739	41	56	97	3.7	60	2	22	52	17	18	348	13.4
TOTAL	45-35	1288/28.6	189-461	.410	53-183	.290	124-165	.752	77	96	173	3.8	99	2	47	93	26	39	555	12.3



25 Niko Stojiljkovic

Forward

Sr. ▶ 6-9 ▶ 215
Paris, France ▶
(Lon Morris College)

↳ CAREER HIGHS

Points: 13, at FIU -- 01/17/13
Rebounds: 10, Troy -- 12/31/11
Assists: 4, at Arkansas State -- 01/07/12; Troy -- 12/31/11
Steals: 2, 4 times
Blocks: 1, 5 times
FG made: 5, Middle Tennessee -- 1/24/13
FG attempts: 9, Middle Tennessee -- 1/24/13
3FG made: 2, at FIU -- 01/17/13
3FG attempts: 4, Middle Tennessee -- 1/24/13
FT made: 5, at FIU -- 01/17/13
FT attempts: 7, at FIU -- 01/17/13

North Texas 2012-13: Just missed first career double-double with 12 points, 9 rebounds vs MTSU ... One of the team's best free throw shooters at 76.9% ... Career-best 13 points on 3-of-5 shooting at FIU ... Solid 3-of-3 shooting for season-high tying 6 points vs Troy ... First start of 2012-13 vs Lehigh ... Season best 6 points on 2-of-3 shooting at SLU ... **2011-12:** Went 4-of-7 (57.1 percent) from the floor in the Sun Belt Tournament ... Earned five starts on the year, and saw action in 31 of 32 games ... Despite ranking 11th at NT in minutes, Niko finished 7th on the team in free throw attempts (25-of-43) and 6th in offensive boards (31) ... Just 1 point shy of being NT's eighth 100 point player on the year (3.2 point per game average) ... 4-of-5 shooting for 8 points at FIU ... 3 points shy of double-double vs Troy - career-high 10 boards ... 8 points, 1 block in 11 minutes vs Sam Houston State.

↳ 2012-13 STATS

Opponent	Date	qs	min	Total		3-Pointers		Free throws		Rebounds				Other				pts	avg			
				fg-fga	pct	3fg-fga	pct	ft-fta	pct	off	def	tot	avg	pf	a	t/o	blk			stl		
at Creighton	11/09/12		6	0-0	.000	0-0	.000	0-0	.000	0	0	0	0.0	2	0	0	0	0	0	0	0	0.0
vs Alabama-Huntsville	11/12/12		1	0-0	.000	0-0	.000	0-0	.000	0	0	0	0.0	0	0	0	0	0	0	0	0	0.0
vs Lamar	11/13/12		7	0-1	.000	0-0	.000	0-0	.000	0	1	1	0.3	0	1	0	0	1	0	0	0	0.0
CAMERON	11/16/12		10	0-4	.000	0-2	.000	0-0	.000	3	0	3	1.0	1	0	0	0	0	0	0	0	0.0
vs IUPUI	11/19/12		5	1-3	.333	0-0	.000	0-0	.000	2	0	2	1.2	0	0	0	0	0	0	0	2	0.4
at Virginia	11/20/12		4	0-0	.000	0-0	.000	0-0	.000	0	0	0	1.0	1	0	1	0	0	0	0	0	0.3
UT ARLINGTON	11/28/12		3	0-1	.000	0-1	.000	0-1	.000	0	0	0	0.9	1	0	0	0	0	0	0	0	0.3
LOUISIANA	12/1/12		3	0-1	.000	0-0	.000	0-0	.000	1	1	2	1.0	1	0	0	0	0	0	0	0	0.3
at Saint Louis	12/5/12		14	2-3	.667	1-1	1.000	1-1	1.000	0	4	4	1.3	2	0	0	0	0	0	0	6	0.9
JACKSON STATE	12/8/12		3	0-0	.000	0-0	.000	0-0	.000	0	0	0	1.2	0	1	0	0	0	0	0	0	0.8
SOUTHEASTERN LA.	12/16/12		7	0-1	.000	0-0	.000	0-0	.000	0	1	1	1.2	2	0	1	0	1	0	1	0	0.7
LEHIGH	12/20/12	*	10	0-1	.000	0-1	.000	0-0	.000	0	0	0	1.1	4	0	3	0	2	0	2	0	0.7
at Western Kentucky	12/29/12		9	1-1	1.000	0-0	.000	0-0	.000	1	2	3	1.2	0	0	1	0	0	0	2	0	0.8
at Middle Tennessee	12/31/12		18	0-3	.000	0-1	.000	4-4	1.000	0	0	0	1.1	2	3	0	0	0	0	4	1.0	
TROY	1/3/13		23	3-3	1.000	0-0	.000	0-0	.000	0	3	3	1.3	0	2	1	0	1	0	1	6	1.3
ULM	1/5/13		17	0-4	.000	0-2	.000	2-2	1.000	0	3	3	1.4	2	1	0	0	2	2	2	2	1.4
at UALR	1/10/13		17	0-1	.000	0-0	.000	0-0	.000	0	3	3	1.5	2	3	3	0	0	0	0	0	1.3
SOUTH ALABAMA	1/12/13		1	0-0	.000	0-0	.000	0-0	.000	0	0	0	1.4	0	0	0	0	0	0	0	0	1.2
at FIU	01/17/13		23	3-5	.600	2-2	1.000	5-7	.714	0	5	5	1.6	0	2	1	1	0	1	13	1.8	
at Florida Atlantic	1/19/13	*	32	0-3	.000	0-2	.000	2-2	1.000	0	4	4	1.7	3	0	0	1	1	1	2	1.9	
MIDDLE TENNESSEE	1/24/13	*	34	5-9	.556	1-4	.250	1-3	.333	2	7	9	2.0	2	2	2	0	1	12	2.3		
UALR	1/26/13	*	18	0-6	.000	0-3	.000	2-2	1.000	1	3	4	2.1	3	3	3	0	0	2	2.3		
at Louisiana	01/31/13	*	12	0-0	.000	0-0	.000	0-0	.000	0	1	1	2.1	0	1	1	0	0	0	0	2.2	
at Arkansas State	2/2/13		21	1-3	.333	1-1	1.000	1-2	.500	1	2	3	2.1	2	0	0	0	0	4	2.3		
WESTERN KENTUCKY	2/7/13		7	0-1	.000	0-1	.000	0-0	.000	0	0	0	2.0	1	0	1	0	0	0	0	2.2	
FIU	2/9/13	*	22	3-4	.750	0-0	.000	2-2	1.000	0	4	4	2.1	1	3	3	0	1	8	2.4		
Totals			6	327	19-58	.328	5-21	.238	20-26	.769	11	44	55	2.1	32	22	21	2	10	63	2.4	

Games played: 26
Minutes/game: 12.6
Points/game: 2.4
FG Pct: 32.8
3FG Pct: 23.8
FT Pct: 76.9

Rebounds/game: 2.1
Assists/game: 0.8
Turnovers/game: 0.8
Assist/turnover ratio: 1.0
Steals/game: 0.4
Blocks/game: 0.1

↳ CAREER STATS

Season	gp-gs	min/avg	Total		3-Point		F-Throws		Rebounds				Scoring							
			fg-fga	pct	fg-fga	pct	ft-fta	pct	off	def	tot	avg	pf	fo	ast	to	blk	stl	pts	avg
2011-12	31-5	344/11.1	36-84	.429	2-10	.200	25-43	.581	31	50	81	2.6	43	0	25	26	3	10	99	3.2
2012-13	26-6	327/12.6	19-58	.328	5-21	.238	20-26	.769	11	44	55	2.1	32	0	22	21	2	10	63	2.4
TOTAL	57-11	671/11.8	55-142	.387	7-31	.226	45-69	.652	42	94	136	2.4	75	0	47	47	5	20	162	2.8



32 Roger Franklin

Guard

Sr. ▶ 6-5 ▶ 220
Duncanville, TX ▶
(Oklahoma State)

↳ CAREER HIGHS

Points: 29, at FIU -- 01/17/13
Rebounds: 15, at ULM -- 01/14/12
Assists: 4, at UALR -- 02/23/12
Steals: 4, ULM -- 1/5/13
Blocks: 3, FIU -- 2/9/13
FG made: 11, at FIU -- 01/17/13
FG attempts: 15, 4 times
3FG made: 1, 4 times
3FG attempts: 3, at Texas -- 11/29/11
FT made: 11, FIU -- 2/9/13
FT attempts: 13, Denver -- 01/21/12

North Texas: 2012-13: Averaging 15.6 PPG on 52.8% shooting in last 8 games ... Double figures in 8 of last 9 ... Shooting a team-best 47.8 percent ... 11-of-11 from stripe vs. FIU ... Buzzer-beating tip-in at FAU forced overtime ... Exploded for career-high 29 points on 11-of-15 shooting at FIU (previous high was 20) ... Only player on the roster to start every game in 2012-13 ... 6th career double-double vs UALR ... 16 points vs Alabama-Huntsville on 7-of-12 ... **2011-12:** Four double-doubles in '11-12 tied for sixth most in the Sun Belt ... 5.0 rebounds per game rank second at NT ... 16 double-digit scoring games, including career-high 20 vs WKU ... Shot 46.2 percent in the SBC Tourney ... Reached double-figures in 9 of last 15 games, including double-doubles in three of those ... Started 16 games, and appeared in all 32 ... 14th in SBC with 5.7 rebounds per league game ... 15 rebounds at ULM are the fifth most by an SBC player ... 11 of 16 blocks came in Sun Belt play ... First double-double at Texas with 13 points, 12 rebounds ... NCAA approved transfer waiver.

↳ 2012-13 STATS

Opponent	Date	qs	min	Total		3-Pointers		Free throws		Rebounds					Scoring						
				fg-fga	pct	3fg-fga	pct	ft-fga	pct	off	def	tot	avg	pf	pts	avg					
at Creighton	11/09/12	*	22	4-8	.500	0-1	.000	0-0	.000	1	4	5	5.0	2	1	0	0	1	8	8.0	
vs Alabama-Huntsville	11/12/12	*	31	7-12	.583	0-0	.000	2-2	1.000	4	5	9	7.0	4	1	1	0	1	16	12.0	
vs Lamar	11/13/12	*	16	0-1	.000	0-0	.000	1-2	.500	0	1	1	5.0	2	0	1	0	0	1	8.3	
CAMERON	11/16/12	*	18	1-3	.333	0-0	.000	0-0	.000	2	4	6	5.3	4	1	2	0	0	2	6.8	
vs IUPUI	11/19/12	*	24	6-8	.750	0-0	.000	1-2	.500	3	7	10	6.2	2	1	0	1	0	13	8.0	
at Virginia	11/20/12	*	21	1-5	.200	0-0	.000	3-4	.750	4	2	6	6.2	2	1	2	2	1	5	7.5	
UT ARLINGTON	11/28/12	*	31	4-6	.667	1-1	1.000	2-5	.400	2	7	9	6.6	5	1	2	1	2	11	8.0	
LOUISIANA	12/1/12	*	34	6-7	.857	0-0	.000	2-4	.500	4	1	5	6.4	3	0	6	0	0	14	8.8	
at Saint Louis	12/5/12	*	30	1-10	.100	0-0	.000	4-4	1.000	2	2	4	6.1	3	1	3	0	0	6	8.4	
JACKSON STATE	12/8/12	*	26	3-6	.500	0-0	.000	7-9	.778	2	5	7	6.2	1	1	1	0	2	13	8.9	
SOUTHEASTERN LA.	12/16/12	*	29	6-11	.545	0-0	.000	0-0	.000	1	5	6	6.2	1	0	0	2	1	12	9.2	
LEHIGH	12/20/12	*	22	4-10	.400	0-0	.000	1-1	1.000	2	4	6	6.2	1	0	1	2	1	9	9.2	
at Western Kentucky	12/29/12	*	18	2-6	.333	0-0	.000	2-2	1.000	1	2	3	5.9	5	0	2	0	0	6	8.9	
at Middle Tennessee	12/31/12	*	22	5-12	.417	0-1	.000	1-1	1.000	0	4	4	5.8	2	0	1	0	0	11	9.1	
TROY	1/3/13	*	23	4-11	.364	1-1	1.000	1-2	.500	0	6	6	5.8	2	1	3	0	3	10	9.1	
ULM	1/5/13	*	32	3-6	.500	0-0	.000	2-5	.400	4	0	4	5.7	2	3	1	1	4	8	9.1	
at UALR	1/10/13	*	26	3-10	.300	0-1	.000	2-2	1.000	1	6	7	5.8	2	0	0	0	0	8	9.0	
SOUTH ALABAMA	1/12/13	*	25	2-7	.286	0-0	.000	6-8	.750	1	6	7	5.8	5	1	0	1	0	10	9.1	
at FIU	01/17/13	*	38	11-15	.733	0-0	.000	7-8	.875	2	6	8	5.9	3	2	4	0	3	29	10.1	
at Florida Atlantic	1/19/13	*	39	5-9	.556	0-0	.000	2-2	1.000	1	6	7	6.0	3	1	1	2	1	12	10.2	
MIDDLE TENNESSEE	1/24/13	*	31	6-8	.750	1-1	1.000	1-2	.500	0	3	3	5.9	5	1	2	1	1	14	10.4	
UALR	1/26/13	*	39	8-15	.533	0-1	.000	4-6	.667	7	5	12	6.1	1	0	2	0	1	20	10.8	
at Louisiana	01/31/13	*	26	4-10	.400	0-0	.000	2-2	1.000	1	3	4	6.0	4	1	4	0	2	10	10.8	
at Arkansas State	2/2/13	*	33	3-9	.333	0-1	.000	1-2	.500	1	9	10	6.2	5	0	3	0	2	7	10.6	
WESTERN KENTUCKY	2/7/13	*	33	5-15	.333	0-0	.000	2-3	.667	4	3	7	6.2	2	1	2	0	2	12	10.7	
FIU	2/9/13	*	36	5-8	.625	0-1	.000	11-11	1.000	0	5	5	6.2	4	3	3	3	0	21	11.1	
Totals			26	725	109-228	.478	3-9	.333	67-89	.753	50	111	161	6.2	75	22	47	16	28	288	11.1

Games played: 26
Minutes/game: 27.9
Points/game: 11.1
FG Pct: 47.8
3FG Pct: 33.3
FT Pct: 75.3

Rebounds/game: 6.2
Assists/game: 0.8
Turnovers/game: 1.8
Assist/turnover ratio: 0.5
Steals/game: 1.1
Blocks/game: 0.6

↳ CAREER STATS

Season	gp-gs	min/avg	Total		3-Point		F-Throws		Rebounds					Scoring						
			fg-fga	pct	fg-fga	pct	ft-fga	pct	off	def	tot	avg	pf	fo	ast	to	blk	stl	pts	avg
2011-12	32-16	754/23.6	102-248	.411	1-7	.143	58-86	.674	45	115	160	5.0	71	0	37	44	16	18	263	8.2
2012-13	26-26	725/27.9	109-228	.478	3-9	.333	67-89	.753	50	111	161	6.2	75	5	22	47	16	28	288	11.1
TOTAL	58-42	1479/25.5	211-476	.443	4-16	.250	125-175	.714	95	226	321	5.5	146	5	59	91	32	46	551	9.5



44 Keith Coleman

Forward/Center

So. ▶ 6-10 ▶ 245
Philadelphia, PA ▶
(Marshalltown CC)

↳ CAREER HIGHS

Points: 5, at Louisiana -- 01/31/13; Cameron -- 11/16/12
Rebounds: 7, vs Lamar -- 11/13/12
Assists: 1, at FIU -- 01/17/13; vs Lamar -- 11/13/12; FIU -- 2/9/13
Steals: 1, 5 times
Blocks: 3, Cameron -- 11/16/12
FG made: 2, Cameron -- 11/16/12; at Virginia -- 11/20/12
FG attempts: 6, Cameron -- 11/16/12
FT made: 3, at Louisiana -- 01/31/13
FT attempts: 4, at Louisiana -- 01/31/13; Western Kentucky -- 2/7/13

North Texas 2012-13: 7 boards in win over Lamar ... Saw first career action at Creighton, tallied 2 pts & 5 boards ... **Marshalltown CC:** Was rated by Hot100Hoops.com as one of the nation's top-25 junior college players ... Originally signed with Nebraska ... Racked up averages of 8.0 points, 7.1 rebounds and 1.8 assists per game last year for Marshalltown (Iowa) CC ...

Will have three years of eligibility remaining for the Mean Green ... Tallied three double-doubles last season for the Tigers, including a 17-point, 13-rebound outing against Southwestern (Iowa) CC ... Shot 57.1 percent from the floor on the year and was named Honorable Mention All-Region XI.

↳ 2012-13 STATS

Opponent	Date	qs	min	Total		3-Pointers		Free throws		Rebounds				pf	a	t/o	blk	stl	pts	avg
				fg-fga	pct	3fg-fga	pct	ft-fita	pct	off	def	tot	avg							
at Creighton	11/09/12		12	1-2	.500	0-0	.000	0-1	.000	2	3	5	5.0	2	0	2	0	1	2	2.0
vs Alabama-Huntsville	11/12/12		8	0-2	.000	0-0	.000	2-2	1.000	1	2	3	4.0	2	0	0	0	0	2	2.0
vs Lamar	11/13/12		19	1-5	.200	0-0	.000	0-1	.000	1	6	7	5.0	1	1	3	1	1	2	2.0
CAMERON	11/16/12		17	2-6	.333	0-0	.000	1-2	.500	2	2	4	4.8	1	0	1	3	0	5	2.8
vs IUPUI	11/19/12		3	0-1	.000	0-0	.000	0-0	.000	0	0	0	3.8	2	0	0	0	0	0	2.2
at Virginia	11/20/12		7	2-2	1.000	0-0	.000	0-0	.000	1	0	1	3.3	1	0	1	0	0	4	2.5
UT ARLINGTON	11/28/12		4	0-0	.000	0-0	.000	0-0	.000	0	0	0	2.9	1	0	0	0	0	0	2.1
LOUISIANA	12/1/12		6	0-0	.000	0-0	.000	0-0	.000	0	0	0	2.5	1	0	0	0	0	0	1.9
at Saint Louis	12/5/12		7	1-1	1.000	0-0	.000	0-0	.000	0	1	1	2.3	1	0	0	0	0	2	1.9
JACKSON STATE	12/8/12		9	1-2	.500	0-0	.000	0-0	.000	0	2	2	2.3	2	0	0	0	0	2	1.9
SOUTHEASTERN LA.	12/16/12		6	0-2	.000	0-0	.000	0-0	.000	0	0	0	2.1	1	0	1	1	0	0	1.7
LEHIGH	12/20/12		3	0-0	.000	0-0	.000	0-2	.000	0	0	0	1.9	0	0	0	0	0	0	1.6
at Western Kentucky	12/29/12		9	0-3	.000	0-0	.000	0-0	.000	0	3	3	2.0	2	0	0	1	0	0	1.5
at Middle Tennessee	12/31/12		4	0-0	.000	0-0	.000	0-0	.000	0	1	1	1.9	1	0	0	1	0	0	1.4
ULM	1/5/13		5	1-1	1.000	0-0	.000	1-2	.500	0	0	0	1.8	0	0	1	0	0	3	1.5
at UALR	1/10/13		17	1-3	.333	0-0	.000	0-0	.000	0	1	1	1.8	0	0	0	0	0	2	1.5
SOUTH ALABAMA	1/12/13		8	0-0	.000	0-0	.000	0-0	.000	1	0	1	1.7	4	0	0	0	0	0	1.4
at FIU	01/17/13		5	0-1	.000	0-0	.000	0-0	.000	0	0	0	1.6	0	1	1	0	0	0	1.3
at Florida Atlantic	1/19/13		9	0-2	.000	0-0	.000	0-0	.000	0	2	2	1.6	0	0	0	0	0	0	1.3
MIDDLE TENNESSEE	1/24/13		6	0-0	.000	0-0	.000	0-0	.000	0	0	0	1.6	1	0	0	0	1	0	1.2
UALR	1/26/13		8	0-1	.000	0-0	.000	0-0	.000	0	0	0	1.5	0	0	1	1	0	0	1.1
at Louisiana	01/31/13		10	1-3	.333	0-0	.000	3-4	.750	0	1	1	1.5	0	0	1	1	1	5	1.3
at Arkansas State	2/2/13		5	1-2	.500	0-0	.000	0-0	.000	1	2	3	1.5	2	0	1	1	0	2	1.3
WESTERN KENTUCKY	2/7/13		17	0-1	.000	0-0	.000	1-4	.250	0	2	2	1.5	3	0	1	1	0	1	1.3
FIU	2/9/13		14	0-0	.000	0-0	.000	0-0	.000	1	3	4	1.6	2	1	2	0	0	0	1.3
Totals		0	218	12-40	.300	0-0	.000	8-18	.444	10	31	41	1.6	30	3	16	11	4	32	1.3

Games played: 25
Minutes/game: 8.7
Points/game: 1.3
FG Pct: 30.0
FT Pct: 44.4

Rebounds/game: 1.6
Assists/game: 0.1
Turnovers/game: 0.6
Assist/turnover ratio: 0.2
Steals/game: 0.2
Blocks/game: 0.4

2012-13 SEASON STATS TEAM/INDIVIDUAL

RECORD:	OVERALL	HOME	AWAY	NEUTRAL
ALL GAMES	9-17	6-7	1-9	2-1
CONFERENCE	4-11	3-5	1-6	0-0
NON-CONFERENCE	5-6	3-2	0-3	2-1

#	Player	gp-gs	min	avg	Total		3-Point		F-Throw		Rebounds				pts	avg						
					fg-fga	fg%	3fg-fga	3fg%	ft-fa	ft%	off	def	tot	avg			pf	dq	a	to	blk	stl
13	Mitchell, Tony	26-24	827	31.8	120-270	.444	26-87	.299	88-131	.672	64	153	217	8.3	82	3	18	65	68	28	354	13.6
23	Williams, Jordan	26-22	808	31.1	118-288	.410	30-99	.303	82-111	.739	41	56	97	3.7	60	2	22	52	17	18	348	13.4
32	Franklin, Roger	26-26	725	27.9	109-228	.478	3-9	.333	67-89	.753	50	111	161	6.2	75	5	22	47	16	28	288	11.1
03	Williams, Alzee	23-18	787	34.2	90-207	.435	5-14	.357	63-90	.700	32	42	74	3.2	25	0	34	26	2	9	248	10.8
05	Jones, Chris	13-13	358	27.5	48-118	.407	3-16	.188	33-46	.717	12	36	48	3.7	34	0	65	35	0	29	132	10.2
01	Holmen, Jacob	15-7	235	15.7	32-84	.381	10-31	.323	10-13	.769	22	30	52	3.5	20	0	4	10	5	4	84	5.6
04	Hardwick, P.J.	26-12	581	22.3	29-71	.408	0-1	.000	33-43	.767	12	63	75	2.9	62	2	61	59	0	23	91	3.5
11	Patton, Justin	19-2	192	10.1	17-53	.321	1-8	.125	26-35	.743	10	23	33	1.7	23	0	7	14	0	7	61	3.2
25	Stojiljkovic, Niko	26-6	327	12.6	19-58	.328	5-21	.238	20-26	.769	11	44	55	2.1	32	0	22	21	2	10	63	2.4
44	Coleman, Keith	25-0	218	8.7	12-40	.300	0-0	.000	8-18	.444	10	31	41	1.6	30	0	3	16	11	4	32	1.3
22	Overlander, Clarke	22-0	177	8.0	9-47	.191	6-42	.143	4-7	.571	1	7	8	0.4	23	0	5	4	1	6	28	1.3
10	Mitchell, Austin	15-0	15	1.0	0-1	.000	0-0	.000	0-0	.000	1	2	3	0.2	0	0	0	2	0	1	0	0.0
02	Walton, Brandan	1-0	1	1.0	0-0	.000	0-0	.000	0-0	.000	0	0	0	0.0	0	0	0	0	0	0	0	0.0
Team											58	38	96		2		13					
Total.....		26	5251		603-1465	.412	89-328	.271	434-609	.713	324	636	960	36.9	468	12	263	364	122	167	1729	66.5
Opponents.....		26	5251		629-1491	.422	178-468	.380	369-535	.690	305	626	931	35.8	486	-	316	348	90	181	1805	69.4

TEAM STATISTICS	NT	OPP	Date	Opponent	Score	Att.
SCORING	1729	1805	11/09/12	at Creighton	L 51-71	17139
Points per game	66.5	69.4	11/12/12	vs Alabama-Huntsville	L 75-78	12068
Scoring margin	-2.9	-	11/13/12	vs Lamar	w 74-59	12006
FIELD GOALS-ATT	603-1465	629-1491	11/16/12	CAMERON	w 78-49	2673
Field goal pct	.412	.422	11/19/12	vs IUPUI	w 80-66	1444
3 POINT FG-ATT	89-328	178-468	11/20/12	at Virginia	L 64-80	1745
3-point FG pct	.271	.380	11/28/12	UT ARLINGTON	L 59-72	4832
3-pt FG made per game	3.4	6.8	* 12/11/12	LOUISIANA	L 76-80	3631
FREE THROWS-ATT	434-609	369-535	12/5/12	at Saint Louis	L 63-67	4817
Free throw pct	.713	.690	12/8/12	JACKSON STATE	w 83-65	2872
F-Throws made per game	16.7	14.2	12/16/12	SOUTHEASTERN LA.	w 45-40	2645
REBOUNDS	960	931	12/20/12	LEHIGH	L 75-90	4955
Rebounds per game	36.9	35.8	* 12/29/12	at Western Kentucky	L 64-70	4776
Rebounding margin	+1.1	-	* 12/31/12	at Middle Tennessee	L 57-75	3872
ASSISTS	263	316	* 1/3/13	TROY	w 76-59	2338
Assists per game	10.1	12.2	* 1/5/13	ULM	L 68-81	3361
TURNOVERS	364	348	* 1/10/13	at UALR	L 53-67	3288
Turnovers per game	14.0	13.4	* 1/12/13	SOUTH ALABAMA	w 66-56	3642
Turnover margin	-0.6	-	* 01/17/13	at FIU	L 64-70	1109
Assist/turnover ratio	0.7	0.9	* 1/19/13	at Florida Atlantic	Wot 61-59	1797
STEALS	167	181	* 1/24/13	MIDDLE TENNESSEE	L 64-72	3423
Steals per game	6.4	7.0	* 1/26/13	UALR	L 57-62	3997
BLOCKS	122	90	* 01/31/13	at Louisiana	L 74-105	2294
Blocks per game	4.7	3.5	* 2/2/13	at Arkansas State	Lot 66-75	3786
ATTENDANCE	47394	70141	* 2/7/13	WESTERN KENTUCKY	L 59-70	3528
Home games-Avg/Game	13-3646	10-4462	* 2/9/13	FIU	w 77-67	5497
Neutral site-Avg/Game	-	3-8506				

* = Conference game

Score by Periods	1st	2nd	OT	Totals
North Texas	814	900	15	1729
Opponents	845	938	22	1805

2012-13 SEASON STATS SUN BELT ONLY

RECORD:	OVERALL	HOME	AWAY	NEUTRAL
ALL GAMES	4-11	3-5	1-6	0-0
CONFERENCE	4-11	3-5	1-6	0-0
NON-CONFERENCE	0-0	0-0	0-0	0-0

#	Player	gp-gs	min	avg	Total		3-Point		F-Throw		Rebounds				pf	dq	a	to	blk	stl	pts	avg	
					fg-fga	fg%	3fg-fga	3fg%	ft-fta	ft%	off	def	tot	avg									
05	Jones, Chris	2-2	64	32.0	10-19	.526	1-3	.333	12-15	.800	3	5	8	4.0	5	0	8	3	0	9	33	16.5	
23	Williams, Jordan	15-14	530	35.3	78-177	.441	22-59	.373	55-76	.724	22	34	56	3.7	34	2	13	27	12	13	233	15.5	
32	Franklin, Roger	15-15	455	30.3	72-148	.486	2-7	.286	46-60	.767	27	65	92	6.1	48	4	14	34	8	19	192	12.8	
13	Mitchell, Tony	15-15	497	33.1	62-148	.419	15-50	.300	46-70	.657	32	85	117	7.8	51	2	11	46	40	12	185	12.3	
03	Williams, Alzee	12-8	427	35.6	44-99	.444	4-11	.364	30-42	.714	17	19	36	3.0	13	0	19	19	1	2	122	10.2	
04	Hardwick, P.J.	15-12	423	28.2	20-51	.392	0-0	.000	29-35	.829	5	46	51	3.4	42	2	43	47	0	11	69	4.6	
11	Patton, Justin	10-2	128	12.8	14-35	.400	0-2	.000	17-23	.739	8	17	25	2.5	12	0	3	13	0	4	45	4.5	
01	Holmen, Jacob	4-2	49	12.3	5-17	.294	3-8	.375	2-4	.500	6	5	11	2.8	7	0	2	5	3	1	15	3.8	
25	Stojiljkovic, Niko	15-5	257	17.1	16-44	.364	4-16	.250	19-24	.792	6	38	44	2.9	19	0	20	16	2	6	55	3.7	
22	Overlander, Clarke	11-0	91	8.3	6-20	.300	4-17	.235	4-7	.571	0	5	5	0.5	14	0	1	2	0	1	20	1.8	
44	Coleman, Keith	14-0	123	8.8	4-17	.235	0-0	.000	5-10	.500	3	15	18	1.3	16	0	2	8	6	2	13	0.9	
10	Mitchell, Austin	8-0	7	0.9	0-0	.000	0-0	.000	0-0	.000	0	1	1	0.1	0	0	0	2	0	0	0	0.0	
Team											25	21	46		1		10						
Total.....		15	3051		331-775	.427	55-173	.318	265-366	.724	154	356	510	34.0	262	10	136	232	72	80	982	65.5	
Opponents.....		15	3051		381-871	.437	103-270	.381	203-300	.677	179	337	516	34.4	267	-	181	183	47	117	1068	71.2	

TEAM STATISTICS	NT	OPP	Date	Opponent	Score	Att.
SCORING	982	1068	* 12/1/12	LOUISIANA	L 76-80	3631
Points per game	65.5	71.2	* 12/29/12	at Western Kentucky	L 64-70	4776
Scoring margin	-5.7	-	* 12/31/12	at Middle Tennessee	L 57-75	3872
FIELD GOALS-ATT	331-775	381-871	* 1/3/13	TROY	W 76-59	2338
Field goal pct	.427	.437	* 1/5/13	ULM	L 68-81	3361
3 POINT FG-ATT	55-173	103-270	* 1/10/13	at UALR	L 53-67	3288
3-point FG pct	.318	.381	* 1/12/13	SOUTH ALABAMA	W 66-56	3642
3-pt FG made per game	3.7	6.9	* 01/17/13	at FIU	L 64-70	1109
FREE THROWS-ATT	265-366	203-300	* 1/19/13	at Florida Atlantic	Wot 61-59	1797
Free throw pct	.724	.677	* 1/24/13	MIDDLE TENNESSEE	L 64-72	3423
F-Throws made per game	17.7	13.5	* 1/26/13	UALR	L 57-62	3997
REBOUNDS	510	516	* 01/31/13	at Louisiana	L 74-105	2294
Rebounds per game	34.0	34.4	* 2/2/13	at Arkansas State	Lot 66-75	3786
Rebounding margin	-0.4	-	* 2/7/13	WESTERN KENTUCKY	L 59-70	3528
ASSISTS	136	181	* 2/9/13	FIU	W 77-67	5497
Assists per game	9.1	12.1				
TURNOVERS	232	183	* = Conference game			
Turnovers per game	15.5	12.2				
Turnover margin	-3.3	-				
Assist/turnover ratio	0.6	1.0				
STEALS	80	117				
Steals per game	5.3	7.8				
BLOCKS	72	47				
Blocks per game	4.8	3.1				
ATTENDANCE	29417	20922				
Home games-Avg/Game	8-3677	7-2989				
Neutral site-Avg/Game	-	0-0				

Score by Periods	1st	2nd	OT	Totals
North Texas	459	508	15	982
Opponents	474	572	22	1068

2012-13 GAME-BY-GAME

TEAM STATISTICS

Opponent	Date	Score	Total		3-Pointers		Free throws		Rebounds			pts	avg							
			fg-fga	pct	3fg-fga	pct	ft-fta	pct	off	def	tot			avg						
at Creighton	11/09/12	51-71	L	22-69	.319	2-16	.125	5-10	.500	18	20	38	38.0	20	11	12	2	6	51	51.0
vs Alabama-Huntsville	11/12/12	75-78	L	23-64	.359	4-13	.308	25-33	.758	15	25	40	39.0	21	16	10	5	6	75	63.0
vs Lamar	11/13/12	74-59	W	29-64	.453	3-10	.300	13-21	.619	13	25	38	38.7	14	19	15	3	11	74	66.7
CAMERON	11/16/12	78-49	W	31-68	.456	5-20	.250	11-17	.647	17	33	50	41.5	13	14	11	9	5	78	69.5
vs IUPUI	11/19/12	80-66	W	34-69	.493	7-13	.538	5-9	.556	16	27	43	41.8	18	19	11	5	6	80	71.6
at Virginia	11/20/12	64-80	L	21-58	.362	3-19	.158	19-26	.731	21	13	34	40.5	21	5	14	5	7	64	70.3
UT ARLINGTON	11/28/12	59-72	L	18-58	.310	4-23	.174	19-28	.679	16	20	36	39.9	23	7	16	6	15	59	68.7
LOUISIANA	12/1/12	76-80	L	26-57	.456	4-9	.444	20-28	.714	17	17	34	39.1	22	7	19	5	11	76	69.6
at Saint Louis	12/5/12	63-67	L	22-52	.423	4-7	.571	15-16	.938	9	26	35	38.7	21	11	15	0	6	63	68.9
JACKSON STATE	12/8/12	83-65	W	27-56	.482	1-12	.083	28-40	.700	12	34	46	39.4	23	11	5	2	6	83	70.3
SOUTHEASTERN LA.	12/16/12	45-40	W	18-61	.295	0-11	.000	9-16	.563	13	29	42	39.6	15	4	8	7	11	45	68.0
LEHIGH	12/20/12	75-90	L	27-71	.380	1-11	.091	20-27	.741	20	28	48	40.3	17	10	15	6	8	75	68.6
at Western Kentucky	12/29/12	64-70	L	24-57	.421	5-11	.455	11-15	.733	12	21	33	39.8	21	8	13	5	5	64	68.2
at Middle Tennessee	12/31/12	57-75	L	19-56	.339	4-17	.235	15-19	.789	12	21	33	39.3	18	11	12	3	3	57	67.4
TROY	1/3/13	76-59	W	28-58	.483	4-12	.333	16-22	.727	10	30	40	39.3	12	14	14	5	6	76	68.0
ULM	1/5/13	68-81	L	24-49	.490	4-12	.333	16-25	.640	5	14	19	38.1	12	12	12	6	8	68	68.0

2012-13 STAT EXTRAS

NORTH TEXAS

OPPONENTS

	Pts	Pts	2nd	Fast	Bench
	<u>Paint</u>	<u>Off TO</u>	<u>Chance</u>	<u>Break</u>	<u>Pts</u>
Creighton.....	32	11	14	8	7
Alabama-Huntsville	28	14	22	8	8
Lamar	40	24	11	14	17
Cameron	32	13	12	8	26
IUPUI	44	20	18	20	16
Virginia	30	21	17	11	14
UT Arlington.....	20	14	13	10	14
Louisiana	28	24	5	10	18
Saint Louis	20	11	7	4	10
Jackson State	44	9	17	10	21
Southeastern Louisiana	22	16	14	4	11
Lehigh	42	13	25	6	48
Western Kentucky	26	11	16	10	29
Middle Tennessee	22	13	13	0	11
Troy	44	11	14	14	19
ULM	26	17	5	2	5
UALR	16	14	13	4	2
South Alabama	18	14	10	8	4
FIU.....	18	16	6	4	14
Florida Atlantic.....	26	11	5	4	1
Middle Tennessee.....	28	10	7	10	1
UALR	20	15	12	8	0
Louisiana	40	9	13	16	24
Arkansas State	18	5	6	0	12
Western Kentucky	28	8	13	8	1
FIU.....	30	11	5	4	15
Averages.....	28.5	13.7	12.0	7.9	13.4

Pts	Pts	2nd	Fast	Bench
<u>Paint</u>	<u>Off TO</u>	<u>Chance</u>	<u>Break</u>	<u>Pts</u>
30.....	11	8	5	20
20.....	7	21	6	26
32.....	18	14	10	26
16.....	9	7	7	34
34.....	17	23	4	35
28.....	18	6	7	32
36.....	15	9	18	33
26.....	21	14	0	6
18.....	13	10	5	28
10.....	12	2	3	30
18.....	5	4	6	15
40.....	20	16	13	14
20.....	10	11	7	10
38.....	14	15	6	33
26.....	11	22	0	35
24.....	14	4	6	26
30.....	25	15	6	28
16.....	12	19	0	13
34.....	33	13	6	13
22.....	14	3	0	21
30.....	20	6	9	25
20.....	11	4	6	24
50.....	22	20	12	33
16.....	6	7	2	26
32.....	9	12	4	19
24.....	15	4	2	18
26.5.....	14.7	11.1	5.8	24.0

2007, 2010 SUN BELT CONFERENCE CHAMPIONS

9-17, 4-11 SUN BELT WEST

1 NORTH TEXAS 51 at #16 CREIGHTON 71 CenturyLink Center • Omaha, Neb. • 11/9/12

Mean Green (0-1) FG-A 3G-A FT-A O D T PF Pts A TO B S Min. 13 Mitchell, Tony.....f 8 15 2 5 0 0 2 5 7 4 18 0 1 2 2 30

Creighton (1-0) FG-A 3G-A FT-A O D T PF Pts A TO B S Min. 03 McDermott,Doug.....f 6 11 1 3 8 8 2 9 11 1 21 2 2 0 0 31

1st 2nd Tot FG% 3FG% FT% Paint Off/To 2nd FB Bench North Texas 25 26 51 31.9 12.5 50.0 32 11 14 8 7

2 NORTH TEXAS 75 vs ALABAMA-HUNTSVILLE 78 NIT Season Tip-Off • Manhattan, KS • 11/12/12

Mean Green (0-2) FG-A 3G-A FT-A O D T PF Pts A TO B S Min. 13 Mitchell, Tony.....f 2 4 1 1 5 6 2 9 11 5 10 1 3 3 0 31

Chargers (2-0) FG-A 3G-A FT-A O D T PF Pts A TO B S Min. 21 Campbell, Zane.....f 3 10 1 4 2 2 1 7 8 3 9 1 1 1 1 35

1st 2nd Tot FG% 3FG% FT% Paint Off/To 2nd FB Bench North Texas 37 38 75 35.9 30.8 75.8 28 14 22 8 8

3 NORTH TEXAS 74 vs LAMAR 59 NIT Season Tip-Off • Manhattan, KS • 11/13/12

Mean Green (1-2) FG-A 3G-A FT-A O D T PF Pts A TO B S Min. 13 Mitchell, Tony.....f 6 16 2 3 4 8 3 7 10 2 18 0 1 2 3 38

Lamar (0-2) FG-A 3G-A FT-A O D T PF Pts A TO B S Min. 10 Mitchell, Rhon.....f 6 12 0 1 1 4 0 6 6 3 13 0 6 1 1 34

1st 2nd Tot FG% 3FG% FT% Paint Off/To 2nd FB Bench North Texas 36 38 74 45.3 30.0 61.9 40 24 11 14 17

4 NORTH TEXAS 78 vs CAMERON 49 The Super Pit • Denton, Texas • 11/16/12

Mean Green (2-2) FG-A 3G-A FT-A O D T PF Pts A TO B S Min. 13 Mitchell, Tony.....f 3 5 1 2 4 6 2 5 7 0 11 3 0 2 1 23

Cameron (1-0) FG-A 3G-A FT-A O D T PF Pts A TO B S Min. 25 Harrell,Rudy.....f 1 7 0 0 1 2 5 4 9 4 3 0 3 0 1 20

1st 2nd Tot FG% 3FG% FT% Paint Off/To 2nd FB Bench North Texas 43 35 78 45.6 25.0 64.7 32 13 12 8 26

2007, 2010 SUN BELT CONFERENCE CHAMPIONS

9-17, 4-11 SUN BELT WEST

5 NORTH TEXAS 80 vs IUPUI 66
NIT Season Tip-Off • Charlottesville, Va. • 11/19/12

Table with 17 columns: Mean Green (3-2), FG-A, 3G-A, FT-A, O, D, T, PF, Pts, A, TO, B, S, Min. Rows include Mitchell, Tony; Franklin, Roger; Williams, Alzee; Jones, Chris; Williams, Jordan; Holmen, Jacob; Hardwick, P.J.; Mitchell, Austin; Patton, Justin; Overlander, Clarke; Stojilkovic, Niko; Coleman, Keith; TEAM; Totals.

Table with 17 columns: IUPUI (2-3), FG-A, 3G-A, FT-A, O, D, T, PF, Pts, A, TO, B, S, Min. Rows include Gibbs, Donovan; Patton, Mitchell; Rice, Greg; Esposito, Sean; Hart, John; Gaines, Lyonell; Shanklin, Jordan; Loepker, Cameron; Barksdale, Marcellus; Hubert, Pj; TEAM; Totals.

Summary statistics table for North Texas vs IUPUI with columns: 1st, 2nd, Tot, FG%, 3FG%, FT%, Paint, Off/To, 2nd, FB, Bench.

Officials: Tim Clougherty (R), Tony Dawkins, Clarence Armstrong
Attendance: 1,444

6 NORTH TEXAS 64 at VIRGINIA 80
NIT Season Tip-Off • Charlottesville, Va. • 11/20/12

Table with 17 columns: Mean Green (3-3), FG-A, 3G-A, FT-A, O, D, T, PF, Pts, A, TO, B, S, Min. Rows include Mitchell, Tony; Franklin, Roger; Williams, Alzee; Jones, Chris; Williams, Jordan; Holmen, Jacob; Hardwick, P.J.; Mitchell, Austin; Patton, Justin; Overlander, Clarke; Stojilkovic, Niko; Coleman, Keith; TEAM; Totals.

Table with 17 columns: Virginia (4-2), FG-A, 3G-A, FT-A, O, D, T, PF, Pts, A, TO, B, S, Min. Rows include Mitchell, Akil; Atkins, Darion; Jesperson, Paul; Jones, Teven; Harris, Joe; Barmette, Taylor; Tobey, Mike; Nolte, Evan; Anderson, Justin; TEAM; Totals.

Summary statistics table for North Texas vs Virginia with columns: 1st, 2nd, Tot, FG%, 3FG%, FT%, Paint, Off/To, 2nd, FB, Bench.

Officials: Brian Shey (R), Alvin Cox, Evon Burroughs
Attendance: 1,744

7 NORTH TEXAS 59 vs UT ARLINGTON 72
The Super Pit • Denton, Texas • 11/28/12

Table with 17 columns: Mean Green (3-4), FG-A, 3G-A, FT-A, O, D, T, PF, Pts, A, TO, B, S, Min. Rows include Holmen, Jacob; Franklin, Roger; Williams, Alzee; Jones, Chris; Williams, Jordan; Hardwick, P.J.; Patton, Justin; Mitchell, Tony; Overlander, Clarke; Stojilkovic, Niko; Coleman, Keith; TEAM; Totals.

Table with 17 columns: UT Arlington (3-1), FG-A, 3G-A, FT-A, O, D, T, PF, Pts, A, TO, B, S, Min. Rows include Butler, Kevin; Gruszecki, Karol; Edwards, Brandon; Reves, Jordan; White-Miller, Shaq; Davis, Luke; Outler, Jamel; Charles, Drew; McElvain, Kyle; Gayney, Greg; Catlett, Cameron; Rodgers, Deon; TEAM; Totals.

Summary statistics table for North Texas vs UT Arlington with columns: 1st, 2nd, Tot, FG%, 3FG%, FT%, Paint, Off/To, 2nd, FB, Bench.

Officials: Ray Natili, Bruce Benedict, Paul Sorka
Attendance: 4,832

8 NORTH TEXAS 76 vs LOUISIANA-LAFAYETTE 80
The Super Pit • Denton, Texas • 12/1/12

Table with 17 columns: Mean Green (3-5, 0-1), FG-A, 3G-A, FT-A, O, D, T, PF, Pts, A, TO, B, S, Min. Rows include Mitchell, Tony; Long, Shawn; Williams, Alzee; Jones, Chris; Williams, Jordan; Holmen, Jacob; Hardwick, P.J.; Patton, Justin; Overlander, Clarke; Stojilkovic, Niko; Coleman, Keith; TEAM; Totals.

Table with 17 columns: Ragin' Cajuns (2-5, 1-1), FG-A, 3G-A, FT-A, O, D, T, PF, Pts, A, TO, B, S, Min. Rows include Mbamalu, Bryant; Long, Shawn; Moore, Elfridge; Payton, Elfrid; Wronkoski, Steven; Soto, Josh; Shepherd, Kasey; Brown, Kevin; LeBlanc, Aaron; Moss, Matthew; TEAM; Totals.

Summary statistics table for North Texas vs Ragin' Cajuns with columns: 1st, 2nd, Tot, FG%, 3FG%, FT%, Paint, Off/To, 2nd, FB, Bench.

Officials: Kerry Sitton, Frank Raposo, Vladimir Voyard-Tadal
Attendance: 3,631

2007, 2010 SUN BELT CONFERENCE CHAMPIONS

9-17, 4-11 SUN BELT WEST

17 NORTH TEXAS 53 at UALR 67
Jack Stephens Center • Little Rock, Ark. • 1/10/13

Table with columns: Mean Green (6-11, 1-5), FG-A, 3G-A, FT-A, O, D, T, PF, Pts, A, TO, B, S, Min. Rows include Williams, Alzee, Hardwick, P.J., Mitchell, Tony, Williams, Jordan, Franklin, Roger, Mitchell, Austin, Stojilkovic, Niko, Coleman, Keith, TEAM, and Totals.

Table with columns: UALR (10-8, 4-3), FG-A, 3G-A, FT-A, O, D, T, PF, Pts, A, TO, B, S, Min. Rows include Javes, Michael, Neighbour, Will, Hagins, Josh, Isler, Leroy, Dillard, Ben, Osse, Kemy, Billings, Stetson, Crass, Ted, Lockhart, Taggart, White, James, Leeper, Gus, TEAM, and Totals.

Summary table with columns: 1st, 2nd, Tot, FG%, 3FG%, FT%, Paint, Off/To, 2nd, FB, Bench. Rows for North Texas and UALR.

Officials: Reinaldo Acosta, Brad Ferrie, L. Douglas Sirmons

Attendance: 3,288

18 NORTH TEXAS 66 vs SOUTH ALABAMA 56
The Super Pit • Denton, Texas • 1/12/13

Table with columns: Mean Green (7-11, 2-5), FG-A, 3G-A, FT-A, O, D, T, PF, Pts, A, TO, B, S, Min. Rows include Mitchell, Tony, Franklin, Roger, Williams, Alzee, Hardwick, P.J., Williams, Jordan, Holmen, Jacob, Mitchell, Austin, Patton, Justin, Stojilkovic, Niko, Coleman, Keith, TEAM, and Totals.

Table with columns: South Alabama (8-8, 5-3), FG-A, 3G-A, FT-A, O, D, T, PF, Pts, A, TO, B, S, Min. Rows include Rubit, Augustine, Carter, Javier, Conner, Dre, Goldstein, Freddie, Allen, Antoine, Anderson, Trey, Stevens, Barrington, Ammons, Mychal, Juricek, Viktor, TEAM, and Totals.

Summary table with columns: 1st, 2nd, Tot, FG%, 3FG%, FT%, Paint, Off/To, 2nd, FB, Bench. Rows for North Texas and Jaguars.

Officials: Kyle Chambers, Sidney Cohen, Frank Raposo

Attendance: 3,642

19 NORTH TEXAS 64 at FIU 70
U.S. Century Bank Arena • Miami • 1/17/13

Table with columns: Mean Green (7-12, 2-6 SBC), FG-A, 3G-A, FT-A, O, D, T, PF, Pts, A, TO, B, S, Min. Rows include Williams, Alzee, Hardwick, P.J., Mitchell, Tony, Williams, Jordan, Franklin, Roger, Mitchell, Austin, Patton, Justin, Stojilkovic, Niko, Coleman, Keith, TEAM, and Totals.

Table with columns: FIU (9-8, 4-4 SBC), FG-A, 3G-A, FT-A, O, D, T, PF, Pts, A, TO, B, S, Min. Rows include Frink, Jerome, Bell, Cameron, Murphy, Tymell, Smith, Malik, Akomolafe, Tola, Hill, Deric, Porcher Jimenez, M., Belardo, Gaby, Ferrales, Juan, TEAM, and Totals.

Summary table with columns: 1st, 2nd, Tot, FG%, 3FG%, FT%, Paint, Off/To, 2nd, FB, Bench. Rows for North Texas and FIU.

Officials: Sean Casey, Brent Hampton, Byron Evans

Attendance: 1,109

20 NORTH TEXAS 61 at FLORIDA ATLANTIC 59 OT
FAU Arena • Boca Raton, Fla. • 1/19/13

Table with columns: Mean Green (8-12, 3-6 SBC), FG-A, 3G-A, FT-A, O, D, T, PF, Pts, A, TO, B, S, Min. Rows include Mitchell, Tony, Stojilkovic, Niko, Hardwick, P.J., Williams, Jordan, Franklin, Roger, Mitchell, Austin, Patton, Justin, Coleman, Keith, TEAM, and Totals.

Table with columns: Florida Atlantic (10-10, 5-4), FG-A, 3G-A, FT-A, O, D, T, PF, Pts, A, TO, B, S, Min. Rows include McCoy, Jordan, Penn, Kelvin, Gantt, Greg, Bertone, Pablo, Moody, Stefan, Sekelja, Dragan, Mattison, Andre, Trapp, Jackson, Bryant, Chris, TEAM, and Totals.

Summary table with columns: 1st, 2nd, OT, Tot, FG%, 3FG%, FT%, Paint, Off/To, 2nd, FB, Bench. Rows for North Texas and Florida Atlantic.

Officials: Mark Chafin, Barry Mathis, Dan Stryfeler

Attendance: 1,797

2007, 2010 SUN BELT CONFERENCE CHAMPIONS

9-17, 4-11 SUN BELT WEST

21 NORTH TEXAS 64 vs MIDDLE TENNESSEE 72
The Super Pit • Denton, Texas • 1/24/13

Table with columns: Mean Green (8-13, 3-7 SBC), FG-A, 3G-A, FT-A, O, D, T, PF, Pts, A, TO, B, S, Min. Rows include Mitchell, Tony; Stojiljkovic, Niko; Franklin, Roger; Hardwick, P.J.; Williams, Jordan; Patton, Justin; Overlander, Clarke; Coleman, Keith; TEAM; Totals.

Table with columns: Blue Raiders (17-4, 9-1 SBC), FG-A, 3G-A, FT-A, O, D, T, PF, Pts, A, TO, B, S, Min. Rows include Hunter, Neiko; Sulton, JT; Massey, Bruce; Knight, Marcos; Hammonds, Kerry; Gallman, James; Knight, Tweety; Jones, Shawn; Cintron, Raymond; Walker, Torin; Jones, Jason; TEAM; Totals.

Summary table with columns: 1st, 2nd, Tot, FG%, 3FG%, FT%, Paint, Off/To, 2nd, FB, Bench. Rows for North Texas and Blue Raiders. Officials: Ray Natili, Anthony Jordan, Marc Ellard. Attendance: 3,423.

22 NORTH TEXAS 57 vs UALR 62
The Super Pit • Denton, Texas • 1/26/13

Table with columns: Mean Green (8-14, 3-8 SBC), FG-A, 3G-A, FT-A, O, D, T, PF, Pts, A, TO, B, S, Min. Rows include Mitchell, Tony; Stojiljkovic, Niko; Franklin, Roger; Hardwick, P.J.; Williams, Jordan; Williams, Alzee; Overlander, Clarke; Coleman, Keith; TEAM; Totals.

Table with columns: UALR (14-9, 8-4 SBC), FG-A, 3G-A, FT-A, O, D, T, PF, Pts, A, TO, B, S, Min. Rows include Javes, Michael; Neighbour, Will; Hagins, Josh; Isler, Leroy; Dillard, Ben; Gillard, John; Osse, Kemy; Billings, Stetson; Lockhart, Taggart; White, James; Leeper, Gus; TEAM; Totals.

Summary table with columns: 1st, 2nd, Tot, FG%, 3FG%, FT%, Paint, Off/To, 2nd, FB, Bench. Rows for North Texas and UALR. Officials: Frank Raposo, Barry Mathis, Kyle Chambers. Attendance: 3,997.

23 NORTH TEXAS 74 at LOUISIANA-LAFAYETTE 105
The Cajundome • Lafayette, La. • 1/31/13

Table with columns: Mean Green (8-15, 3-9 SBC), FG-A, 3G-A, FT-A, O, D, T, PF, Pts, A, TO, B, S, Min. Rows include Mitchell, Tony; Stojiljkovic, Niko; Hardwick, P.J.; Williams, Jordan; Franklin, Roger; Williams, Alzee; Mitchell, Austin; Patton, Justin; Overlander, Clarke; Coleman, Keith; TEAM; Totals.

Table with columns: Louisiana (8-15, 4-8 SBC), FG-A, 3G-A, FT-A, O, D, T, PF, Pts, A, TO, B, S, Min. Rows include Long, Shawn; Moore, Elridge; Payton, Elfrid; Wronkoski, Steven; Thompson, Alan-Micha; Mbamalu, Bryant; Soto, Josh; Shepherd, Kasey; LeBlanc, Aaron; Lazare, Braylon; TEAM; Totals.

Summary table with columns: 1st, 2nd, Tot, FG%, 3FG%, FT%, Paint, Off/To, 2nd, FB, Bench. Rows for North Texas and Louisiana. Officials: Sean Casey, Bruce Benedict, Bert Smith. Attendance: 2,294.

24 NORTH TEXAS 66 at ARKANSAS STATE 75 OT
Convocation Center • Jonesboro, Ark. • 2/2/13

Table with columns: Mean Green (8-16, 3-10 SBC), FG-A, 3G-A, FT-A, O, D, T, PF, Pts, A, TO, B, S, Min. Rows include Mitchell, Tony; Williams, Alzee; Hardwick, P.J.; Williams, Jordan; Franklin, Roger; Overlander, Clarke; Stojiljkovic, Niko; Coleman, Keith; TEAM; Totals.

Table with columns: Arkansas State (14-8, 8-5 SBC), FG-A, 3G-A, FT-A, O, D, T, PF, Pts, A, TO, B, S, Min. Rows include Peterson, Brandon; Golden, Cameron; Finn, Trey; Hooten, Marcus; Townsel, Ed; Dickerson, Rakeem; Downs, Kelvin; Worsham, Raeford; Washington, Kendrick; TEAM; Totals.

Summary table with columns: 1st, 2nd, OT, Tot, FG%, 3FG%, FT%, Paint, Off/To, 2nd, FB, Bench. Rows for North Texas and Arkansas State. Officials: Vladimir Voyard-Tadal, Dan Stryffeler, Billy Dunlap. Attendance: 3,786.

2007, 2010 SUN BELT CONFERENCE CHAMPIONS

9-17, 4-11 SUN BELT WEST

25 NORTH TEXAS 59 vs WESTERN KENTUCKY 70
The Super Pit • Denton, Texas • 2/7/13

Mean Green (8-17, 3-11 SBC)	FG-A	3G-A	FT-A	O	D	T	PF	Pts	A	TO	B	S	Min.				
13 Mitchell, Tony	f	3	10	1	6	7	8	4	9	13	4	14	0	2	0	1	28
32 Franklin, Roger	f	5	15	0	0	2	3	4	3	7	2	12	1	2	0	2	33
03 Williams, Alzee	g	7	10	0	0	3	5	0	1	1	1	1	17	1	0	0	38
04 Hardwick, P.J.	g	0	1	0	0	0	0	5	5	2	0	4	5	0	0	33	
23 Williams, Jordan	g	5	19	3	8	2	3	2	4	6	3	15	0	0	0	0	37
22 Overlander, Clarke	g	0	2	0	2	0	0	0	0	0	1	0	0	0	0	0	7
25 Stojiljkovic, Niko	g	0	1	0	1	0	0	0	0	0	1	0	0	1	0	0	7
44 Coleman, Keith	g	0	1	0	0	1	4	0	2	2	3	1	0	1	1	0	17
TEAM								3	2	5							
Totals		20	59	4	17	15	23	13	26	39	17	59	6	12	1	3	200

Hilltoppers (13-11, 7-6 SBC)	FG-A	3G-A	FT-A	O	D	T	PF	Pts	A	TO	B	S	Min.				
44 Fant, George	f	6	16	0	0	2	3	1	7	8	3	14	1	3	3	1	34
20 Rostov, Aleksejs	c	2	3	0	1	0	0	2	3	5	3	4	1	2	0	0	15
12 Harris, Brandon	g	3	5	3	5	1	2	2	2	4	2	10	1	0	0	0	22
14 Crook, Jamal	g	5	8	1	2	3	4	1	5	6	1	14	3	1	1	1	27
52 Price, T.J.	g	3	10	2	6	1	2	1	3	4	1	9	3	1	1	0	35
00 Anyigbo, Kene	g	1	3	0	0	0	0	1	2	3	1	2	0	0	1	0	11
01 Kaspar, Kevin	g	2	6	0	2	2	2	0	2	2	1	6	2	0	0	1	22
10 Dickerson, Caden	g	1	2	1	1	0	0	0	1	1	1	3	0	2	0	0	15
15 Akamune, O'Karo	g	4	6	0	0	0	0	1	1	2	3	8	1	1	0	1	13
24 Drane, Stephon	g	0	1	0	0	0	0	0	0	0	0	0	0	0	0	0	6
TEAM								3	3								
Totals		27	60	7	17	9	13	9	29	38	16	70	12	12	6	4	200

	1st	2nd	Tot	FG%	3FG%	FT%	Paint	Off/To	2nd	FB	Bench
North Texas	24	35	59	33.9	23.5	65.2	28	8	13	8	1
Hilltoppers	27	43	70	45.0	41.2	69.2	32	9	12	4	19

Officials: Alan Spainhour, Kerry Sitton, Sidney Cohen
Attendance: 3,528

26 NORTH TEXAS 77 vs FIU 67
The Super Pit • Denton, Texas • 2/9/13


Mean Green (9-17, 4-11 SBC)	FG-A	3G-A	FT-A	O	D	T	PF	Pts	A	TO	B	S	Min.				
13 Mitchell, Tony	f	4	4	1	1	0	0	0	6	6	4	9	1	4	2	0	22
25 Stojiljkovic, Niko	f	3	4	0	0	2	2	0	4	4	1	8	3	3	0	1	22
32 Franklin, Roger	f	5	8	0	1	11	11	0	5	5	4	21	3	3	3	0	36
04 Hardwick, P.J.	g	2	3	0	0	5	5	0	1	1	2	9	1	4	0	2	26
23 Williams, Jordan	g	4	6	1	2	6	10	1	3	4	0	15	2	2	2	1	39
10 Williams, Alzee	g	6	7	0	0	3	4	1	1	2	2	15	2	2	0	0	33
03 Mitchell, Austin	g	0	0	0	0	0	0	0	0	0	0	0	0	1	0	0	0+
22 Overlander, Clarke	g	0	0	0	0	0	0	0	0	0	0	0	0	0	0	0	9
44 Coleman, Keith	g	0	0	0	0	0	0	1	3	4	2	0	1	2	0	0	14
TEAM								2	2								
Totals		24	32	2	4	27	32	5	23	28	16	77	13	21	7	4	201

FIU (13-11, 8-7 SBC)	FG-A	3G-A	FT-A	O	D	T	PF	Pts	A	TO	B	S	Min.				
03 Frink, Jerome	f	2	7	0	1	1	1	1	2	3	5	5	0	0	0	0	29
15 Murphy, Tymell	f	10	12	1	2	2	2	1	4	5	1	23	2	5	0	3	36
33 Akomolafe, Tola	f	1	5	0	2	0	0	2	1	3	3	2	2	2	0	0	30
01 Hill, Deric	g	4	9	3	3	4	5	0	0	0	5	15	1	0	0	5	33
24 Smith, Malik	g	1	6	0	4	2	3	0	0	0	2	4	0	1	0	0	31
02 Porcher Jimenez, M	g	2	5	1	2	2	2	0	1	1	2	7	0	2	0	1	25
10 Bell, Cameron	g	2	6	1	1	4	5	0	0	0	1	9	0	0	0	0	14
14 Ferrales, Juan	g	0	1	0	0	2	2	0	0	0	1	2	0	1	0	0	3
TEAM								2	2								
Totals		22	51	6	15	17	20	6	8	14	20	67	5	11	0	9	201


	1st	2nd	Tot	FG%	3FG%	FT%	Paint	Off/To	2nd	FB	Bench
North Texas	41	36	77	75.0	50.0	84.4	30	11	5	4	15
FIU	35	32	67	43.1	40.0	85.0	24	15	4	2	18

Officials: Dan Chrisman, Dedric Taylor, Brad Etter
Attendance: 5,497

RADIO-TV CHART



1 Jacob Holmen
6-8 • 225 • Sr. • F
Whitehouse, Texas




2 Brandon Walton
6-2 • 205 • Sr. • G
Compton, Calif.



3 Alzee Williams
6-4 • 180 • Jr. • G
Dallas



4 P.J. Hardwick
5-10 • 170 • Fr. • G
Miami




5 Chris Jones
6-2 • 202 • So. • G
Garland, Texas




10 Austin Mitchell
6-1 • 180 • Fr. • G
Plano, Texas




11 Justin Patton
6-7 • 200 • Sr. • F
Bossier City, La.




13 Tony Mitchell
6-8 • 235 • So. • F
Dallas




21 T. J. Taylor
6-3 • 220 • So. • G
Denison, Texas




22 Clarke Overlander
6-5 • 210 • Fr. • G
Argyle, Texas




23 Jordan Williams
6-6 • 195 • So. • G
Dallas



25 Niko Stojiljkovic
6-9 • 215 • Sr. • F
Paris, France



32 Roger Franklin
6-5 • 220 • Sr. • G/F
Duncanville, Texas



44 Keith Coleman
6-10 • 245 • So. • F/C
Philadelphia, Penn.



HEAD COACH
Tony Benford



NORTH TEXAS BASKETBALL