

NORTH TEXAS BASKETBALL

Stephen Howard • Asst. Director Media Relations • Office: 940.369.8548 • Cell: 817.793.5199 • stephen.howard@unt.edu

2012-13 SCHEDULE

NOVEMBER

9	at No. 16/15 Creighton	L 71-51
12	vs. Alabama-Huntsville #	L 78-75
13	vs. Lamar #	W 74-59
16	Cameron	W 78-49
19	vs. IUPUI %	W 80-66
20	vs. Virginia %	L 80-64
28	UT Arlington (TXA21)	L 72-59

DECEMBER

1	Louisiana-Lafayette *	L 80-76
5	at St. Louis (FSN-Midwest)	L 67-63
8	Jackson State	W 83-65
16	Southeastern Louisiana	W 45-40
20	Lehigh	L 90-75
29	at Western Kentucky * (HSSN)	L 70-64
31	at Middle Tennessee * (ESPNU)	L 75-57

JANUARY

3	Troy *	W 76-59
5	ULM *	L 81-68
10	at UALR *	L 67-53
12	South Alabama *	W 66-56
17	at FIU *	L 70-64
19	at Florida Atlantic *	W 61-59 OT
24	Middle Tennessee *	L 72-64
26	UALR *	7 p.m.
31	at Louisiana-Lafayette *	7 p.m.

FEBRUARY

2	at Arkansas State *	7 p.m.
7	Western Kentucky * (TXA21)	7 p.m.
9	FIU *	7 p.m.
14	at ULM *	7:30 p.m.
16	at Troy * (Sun Belt Network)	7 p.m.
21	Florida Atlantic *	7 p.m.
23	at South Alabama *	7 p.m.
28	Arkansas State *	7 p.m.

MARCH

8-11 Sun Belt Conference Tournament \$

NIT Season Tip-Off (Midwest Regional; Manhattan, Kan.)

% NIT Season Tip-Off (Consolation Round; Charlottesville, Va.)

* Sun Belt Conference Game

\$ Sun Belt Tournament - Hot Springs, Ark.

All times Central

GAME 22 - UALR TROJANS



North Texas (8-13, 3-7 SBC) vs. UALR (13-9, 7-4 SBC)

Jan. 26, 2013 • 7 p.m.

Denton, Texas • The Super Pit (10,500)

Radio: MGRN - 88.1 KNTU-FM, 95.3 KHYI-FM

TV: None • Webcast: MeanGreenSports.com

Series: UALR leads 17-9

Last: UALR won 67-53 on Jan. 10 in Little Rock, Ark.

NORTH TEXAS PROBABLE STARTERS

4 P.J. HARDWICK 5-10 • 170 • G • FR. MIAMI, FL.		PPG: 3.6 RPG: 2.7 FG%: 42.9 FT%: 75.0 APG: 2.4 MPG: 20.4	7.3 PPG, 4.4 APG, 4.6 RPG, 85.2 FT% in last 7 games ... 1 of 4 NT players with a +1.3 A/TO ratio or better ... Second at NT with 50 assists ... Career-high 14 points in USA win.
23 JORDAN WILLIAMS 6-6 • 195 • G • SO. DALLAS, TEXAS		PPG: 11.8 RPG: 3.4 FG%: 38.9 FT%: 81.3 APG: 0.9 MPG: 29.5	20 straight free throw makes ... 81.3 FT% ranks 4th in the SBC ... Career 48.9% shooter inside 3-pt arch ... 25 career double- digit games, including 8 of last 10 ... 30 career starts.
25 NIKO STOJILJKOVIC 6-9 • 215 • F • SR. PARIS, FRANCE		PPG: 2.3 RPG: 2.0 FG%: 34.1 FT%: 75.0 APG: 0.7 MPG: 11.8	Career high 13 pts at FIU, 12 pts & 9 reb vs MTSU ... 52 career appearances ranks 4th at NT ... 8 career starts, including 3 this year ... 36% of minutes this year in last 3 games.
32 ROGER FRANKLIN 6-5 • 220 • G/F • SR. DUNCANVILLE, TEXAS		PPG: 10.4 RPG: 5.9 FG%: 49.1 FT%: 72.3 APG: 0.8 SPG: 1.0	18.3 PPG, 68.8 FG% in last 3 games ... Career-high 29 pt explosion vs FIU ... Only NT player to start every game ... Posted 25 career double-digit games ... 37 career starts.
13 TONY MITCHELL 6-8 • 235 • F • SO. DALLAS, TEXAS		PPG: 14.1 RPG: 8.5 FG%: 44.7 FT%: 67.6 BPG: 2.8 MPG: 32.2	Preseason All-American ... SBC Preseason POY ... 1st in SBC with 2.8 BPG ... 16 career double-doubles ... 22nd in NCAA with 8.5 RPG ... 41 starts ... NT re- cord 128 career blocks.

NORTH TEXAS RESERVES

Pos	No	Name	Ht	Wt	Yr	Hometown	Pts / Reb / Other
F	1	Jacob Holmen	6-8	225	Sr.	Whitehouse, Texas	5.6 / 3.5 / 32.3 3FG%
G	2	Brandan Walton	6-2	205	Sr.	Compton, Calif.	-
G	3	Alzee Williams	6-4	180	Jr.	Dallas	10.7 / 3.4 / 1.5 APG
G	5	Chris Jones	6-2	202	So.	Garland, Texas	10.2 / 3.7 / 5.0 APG
G	10	Austin Mitchell	6-1	180	Fr.	Plano, Texas	0.0 / 0.2 / 1 steal
F	11	Justin Patton	6-7	200	Sr.	Bossier City, La.	3.3 / 1.6 / 74.2 FT%
G	21	T.J. Taylor	6-3	220	So.	Denison, Texas	-
G	22	Clarke Overlander	6-5	210	Fr.	Argyle, Texas	1.1 / 0.4 / 6 steals
F	44	Keith Coleman	6-10	245	So.	Philadelphia	1.2 / 1.6 / 7 blocks



ALL-AMERICAN TONY MITCHELL

• **CBS SPORTS**

Preseason All-America (Second Team)
Preseason No. 7 Ranked Player in NCAA

• **ESPN**

Preseason All-America (Second Team)

• **BASKETBALL TIMES MAGAZINE**

Featured on Oct. Issue Cover

• **JOHN WOODEN AWARD**

Wooden Award Preseason Top 50 Player

• **BLUE RIBBON REPORT**

Preseason All-America (Third Team)

• **LINDY'S SPORTS**

No. 2 Center in the Nation

• **SUN BELT CONFERENCE**

Preseason Player of the Year

• **LEBRON JAMES, AMAR'E STOUDEMIRE
SKILLS ACADEMY STANDOUT**

• **ATHLON SPORTS**

Preseason All-America (Second Team)
No. 3 Inside-Out Player in the Country



BY THE NUMBERS

 **128** CAREER BLOCKS - 2.9 PER GAME

 **14.5** CAREER POINTS PER GAME

 **9.5** CAREER REBOUNDS PER GAME

 **16** CAREER DOUBLE-DOUBLES

 **50.5** PERCENT CAREER SHOOTER

 **34.2** CAREER 3-POINT SHOOTER

ATHLETIC MEDIA RELATIONS

Eric Capper - Assoc. AD/Media Relations
940-565-2476 • eric.capper@unt.edu

Stephen Howard - Asst. Director (MBB)
940-369-8548 • 817-793-5199 (cell)
stephen.howard@unt.edu

Media Information

Credentials

Working press credentials can be requested by contacting Stephen Howard (940-369-8548). Full-season and single-game passes will be mailed whenever possible. If not, they will be left at the Will Call table located at Gate C in the Super Pit.

Player Interviews

All interviews with North Texas players must be arranged through the Media Relations Office. Please contact Stephen Howard.

Tony Benford Interviews

All interviews with North Texas head coach Tony Benford must be arranged through the Media Relations Office. Please contact Stephen Howard.

Post-Game Interviews

The Mean Green locker room is closed at all times. Coach Benford and requested players will be available for interviews postgame after a brief cooling off period.

Practice Coverage

North Texas basketball practice is always open to the media. Practice times are usually scheduled for 3:30-6 p.m., and players and coaches are available for interviews prior to each practice, on a prearranged basis through the athletic media relations office.

Quick Facts

Location: Denton, Texas
Founded: 1890
Enrollment: 35,694
Nickname: Mean Green
Colors: Green and White
Home Arena: The Super Pit (10,500)
Affiliation: Division I
Conference: Sun Belt (C-USA 2013-14)
Head Coach: Tony Benford (1st Year)
Record at North Texas: 8-13, 3-6 SBC
Overall Record: Same
Program All-Time Record: 1,073-1,205-1

Quick Hitters

- Tony Mitchell, NT's shot blocking king with 128 career swats, now has 12 games with at least three blocks in 2012-13.
- NT is 8-0 when holding its opponents under 67 points, but 0-13 when they score 67 or more.
- Senior forward Roger Franklin is averaging 18.3 points on 68.8 percent shooting in the last three games.

20-20 Vision - Jordan Williams has made his last 20 free throw attempts, which has vaulted him up the Sun Belt rankings. The sophomore leads the Sun Belt in free throw percentage in league games (85.0), and hasn't missed since the Jan. 10 matchup at UALR. Overall, Williams' mark of 81.3 percent ranks fourth in the SBC. Josh White, the No. 2 career free throw shooter in school history at 84.9 percent, had the last great NT free throw streaks of 23 and 24 consecutive makes in the 2008-09 season.

The French Connection - Niko Stojiljkovic is coming off what many regard as his finest performance at NT. The senior just missed his first career double-double with 12 points on 5-of-9 shooting and nine rebounds. The Frenchman added a pair of nifty assists and a steal in a career-high 34 minutes. Stojiljkovic, who has started the last two games, posted a career-best 13 points last week at FIU.

Banged Up - NT got one player back from injury on Thursday, but is still far from full strength. Just 21 games into the season, NT's injuries have already accounted for 43 individual games missed. In fact, twice this season - including last Saturday's win at Florida Atlantic - NT has taken the court with just seven scholarship players.

Give Him The Ball! - Getting Tony Mitchell quality looks at the basket is one of the keys to an NT victory. In fact, the Mean Green is 5-1 when the Preseason All-American takes at least 14 shots.

Tony Mitchell With 14+ Shots					
PPG	RPG	FG%	3FG%	BPG	SPG
20.7	10.0	46.5	30.8	3.2	2.0
Mitchell With Less Than 14 Shots					
PPG	RPG	FG%	3FG%	BPG	SPG
11.5	7.9	43.3	27.3	2.6	0.9

Straight Shooters - Teams that send NT to the free throw line have been paying the price this year. NT is shooting a SBC-high 74.3 percent from the stripe in league play, and ranks 87th in the country overall with a mark of 71.9 percent.

INSIDE THE MATCHUP

• Prior to last month's loss at UALR, North Texas had won five of the last six regular season meetings with the Trojans. UALR leads the all-time series 17-9, including a 15-7 mark since North Texas joined the Sun Belt Conference in 2000-01. UALR took the meeting in Denton last season, 69-66, thanks to 19 points and 11 rebounds from Will Neighbour.

• If recent history is any indication, fans are in for an edge-of-their-seat game when North Texas and UALR tip off on Saturday. Since joining the Sun Belt in 2000-01, 12 of the 22 meetings between these two schools have either been decided in overtime or by less than five points. As a matter of fact, eight of the last 12 games have been decided by five points or less.

• UALR's John Gillon has emerged as one of the Sun Belt's top shooting threats from the stripe and beyond. The freshman leads the conference in free throw shooting at 83.9 percent, and his 40.3 mark from 3-point ranks seventh in the league. Gillon ranks in the SBC's top 25 in scoring at 10.3 points per game, and is also averaging 2.4 assists per game.

• Two of the Sun Belt's top defensive units will square off on Saturday when NT and UALR take the floor. North Texas is holding its opponents to 41.8 percent shooting, which ranks fourth in the league. UALR isn't far behind in fifth place at 41.9 percent. UALR is among the best at perimeter defense as well, holding their opponents to 32.6 percent shooting from beyond the arch - fifth in the SBC.

• Alzee Williams, who hopes to return to the lineup against the Trojans, might be NT's best scoring option on Saturday. Williams is averaging 12.0 points on 56.4 percent shooting against UALR for his career - both team-highs against the Trojans. In his last three games against UALR, Williams is averaging 17.3 points on 60.6 percent shooting from the floor.

TALE OF THE TAPE

Mean Green	Trojans	
66.5.....	PPG.....	67.5
-1.4.....	Margin.....	+1.8
40.8.....	FG%.....	43.3
25.8.....	3PT%.....	35.1
71.9.....	FT%.....	67.0
+1.0.....	Rebound Margin.....	-1.0
10.6.....	Asst. Avg.....	12.7
13.6.....	TO Avg.....	15.0
7.0.....	Steals Avg.....	7.5
4.8.....	Blocks Avg.....	4.1

SUN BELT CONFERENCE

SBC STANDINGS

(As of Jan. 24)

EAST DIVISION

Team	Sun Belt	Overall
Middle Tennessee	9-1 .900	17-4 .810
South Alabama	7-3 .700	10-8 .556
FIU	6-4 .600	11-8 .579
WKU	5-5 .500	11-10 .524
Florida Atlantic	5-5 .500	10-11 .476
Troy	3-6 .333	8-12 .400

WEST DIVISION

Team	Sun Belt	Overall
UALR	7-4 .636	13-9 .591
Arkansas State	5-5 .500	11-8 .579
North Texas	3-7 .300	8-13 .381
Louisiana-Lafayette	3-8 .273	7-15 .318
Louisiana-Monroe	2-7 .222	3-12 .200

NORTH TEXAS SBC RANKINGS

(As of Jan. 24)

OVERALL RANKINGS

Category	Stat	Rank
Scoring Offense	66.5	7
Scoring Defense	67.9	7
Scoring Margin	-1.4	6
Free Throw Pct	.719	1
Field Goal Pct	.408	10
Defensive Field Goal Pct	.418	4
3-Point FG Pct	.258	10
Defensive 3-Point FG Pct	.375	11
Rebounding Offense	37.5	3
Rebounding Defense	36.5	8
Rebounding Margin	1.0	4
Blocks	4.8	2
Assists	10.6	9
Steals	7.3	8
Turnover Margin	+0.33	6
Assist/Turnover Ratio	0.80	3
Offensive Rebounds	12.9	5
Defensive Rebounds	24.6	3
Defensive Rebound Pct	.674	4
Offensive Rebound Pct	.344	5
3-Point FG Made	3.3	11

SUN BELT ONLY RANKINGS

Category	Stat	Rank
Scoring Offense	64.9	9
Scoring Defense	68.9	8
Scoring Margin	-4.0	8
Free Throw Pct	.743	1
Field Goal Pct	.426	7
Defensive Field Goal Pct	.437	7
3-Point FG Pct	.313	9
Defensive 3-Point FG Pct	.371	8
Rebounding Offense	33.7	8
Rebounding Defense	35.1	7
Rebounding Margin	-1.4	7
Blocks	5.0	2
Assists	9.6	10
Steals	6.0	10
Turnover Margin	-2.60	10
Assist/Turnover Ratio	0.60	11
Offensive Rebounds	10.0	9
Defensive Rebounds	23.7	6
Defensive Rebound Pct	.657	8
Offensive Rebound Pct	.306	8
3-Point FG Made	3.5	11

Thin Bench - Due to this rash of injuries, NT's bench accounted for just a single point in each of the last two games. In fact, due to injuries NT's bench has been outscored 126-27 over the last six games.

Sultan Of Swat - Tony Mitchell is the new North Texas shot blocking king. The sophomore has 128 for his career, which put Jeffrey Simpson (119 from 2004-06) in his rear view mirror. At 58 on the year, Mitchell now has his sights set on breaking his own single-season record of 70 set last season. Mitchell leads the SBC with an average of 2.8 a game.

Block Party - Tony Mitchell's blocking prowess will have this year's squad challenging the program's blocks record by the end of the year. NT currently has 100 blocks at a pace of 4.8 per game, which could catch the 2006-07 squad's record of 151 swats.

He's On Point - Injuries to the NT roster have allowed others the chance to pick up the slack. P.J. Hardwick has taken over the starting point guard job and is drawing rave reviews. The freshman is averaging 7.3 points, 4.4 assists, 4.6 rebounds and an 85.2 percent free throw mark since taking over the starting gig seven games ago.

New Year's, Baby! - Tony Mitchell, who posted 29 points and 15 rebounds against Troy on Jan. 3, has been unstoppable in 23 career games after the start of the new year. The sophomore's career high games in points, rebounds, assists and blocks all came after the holidays.

Mitchell Before/After New Year

Category	Before	After
Games	20	23
PPG	12.7	15.9
RPG	8.3	10.5
FG%	48.6	51.8
BPG	2.4	3.3
3FG%	30.4	36.9

Nation's Most Efficient - Alzee Williams is one of the nation's most efficient players. The junior leads NT with 33.6 minutes per game, but has just 17 turnovers on the year. That averages out to a turnover every 35.6 minutes - the third best ratio in the nation.

Top Minutes/Turnover Ratio In NCAA

Player - Pos	School	TO	M/TO
Scott Wood - F	NC State	15	39.0
Laurent Rivard - G	Harvard	14	37.4
Alzee Williams - G	North Texas	17	35.6
Joe Eberhard - G/F	Sacramento St.	16	33.4
Ray Gallegos - G	Nebraska	22	31.9

Scoring Inside-Out - Tony Benford emphasizes paint touches in his offensive philosophy, and NT's ability to score in the lane goes a long way in the final score. NT posted a season-high tying 44 points in the paint against Troy on Jan. 3.

NT Points In The Paint

Wins	Losses
31.8	25.8

Getting Their Best Shot - If NT's opponents were one collective team, that team would be one of the nation's top perimeter shooting squads. NT's opponents shoot 37.5 percent from 3-point and are averaging 6.7 makes per game, which would rank 32nd and 113th in the nation, respectively. NT's last 10 opponents have all hit at least five 3-pointers.

Best In The Belt - With a winning percentage of 62.8, North Texas is the Sun Belt's winningest program since the 2006-07 season. NT has made four trips to the SBC Tournament finals since then, including championships in '07 and '10.

SBC Team (as of 1/21)

SBC Team	W-L	Win%
North Texas	135-80	62.8
Western Kentucky	138-85	61.9
Middle Tennessee	128-86	59.8
South Alabama	120-83	59.1

28th Ranked Recruiting Class - NT coach Tony Benford just laid the foundation on the nation's No. 28 ranked recruiting class according to HoopScoopOnline.com, which includes Seguin's Greg Wesley, Kingwood's Josh Friar and Oldsmar Christian big-man Tony Nunn. NT's class is ranked higher than that of any SBC school or future CUSA foe.

Tough Schedule - Matchups against No. 16/15 Creighton, the NIT Season Tip-Off, St. Louis and Lehigh got the attention of USA Today, which ranked the NT schedule as the nation's fifth toughest overall, and the best by any mid-major this year.

Third Straight Final - The Mean Green, which fell just two wins shy of its sixth consecutive 20-win season, advanced to the Sun Belt Tournament finals for a third straight year. That makes NT just the third program in Sun Belt history to advance to three straight SBC Tournament finals, and the first since Western Kentucky in 2001-03.

Pit Prowess - North Texas has been nearly unbeatable at home. In fact, the Mean Green is 80-21 (.792) at the Super Pit since the 2006-07 season, which is tops among Sun Belt schools at home.

NORTH TEXAS VS THE NCAA
(Rankings as of Jan. 20)

Category	Stat	Rank
PPG.....	66.6.....	198
Opp Scoring.....	67.7.....	207
Margin.....	-1.1.....	215
FG%.....	40.6.....	287
Opp FG%.....	41.2.....	134
3-Pointer/Game.....	3.2.....	340
3FG%.....	-.....	-
3-Pt Defense.....	37.5.....	316
FT%.....	71.9.....	87
Reb Mar.....	+0.9.....	159
APG.....	10.8.....	305
Assist/Turnover.....	0.81.....	255
Blocks.....	4.8.....	55
Steals.....	7.1.....	174
TO/Game.....	13.3.....	148
TO/Margin.....	0.7.....	153
Fouls.....	17.9.....	192

NT IN TOP 250 INDIVIDUAL

NT Player	Stat	Number	Rank
T. Mitchell	RPG	8.6	65
	BPG	2.7	22
	Double-Double	6	43
J. Williams	FT%	79.1	185

SUN BELT PRESEASON ALL-CONFERENCE TEAMS

First Team

- Will Neighbour (UALR, Jr., Forward)
- Trey Finn (Arkansas State, Sr., Guard)
- Marcos Knight (MTSU, Sr., Guard)
- Tony Mitchell (North Texas, So., Forward)**
- Augustine Rubit (USA, Jr., Forward)

Second Team

- Brandon Peterson (ASU, Sr., Forward)
- Greg Gantt (Florida Atlantic, Sr., Guard)
- JT Sulton (Middle Tennessee, Sr., Forward)
- Bruce Massey (Middle Tennessee, Sr., Guard)
- George Fant (WKU, So., Forward)

Third Team

- Marcus Hooten (Arkansas State, Sr., Guard)
- Raymond Cintron (MTSU, Sr., Guard)
- Javier Carter (South Alabama, Sr., Forward)
- Freddie Goldstein (USA, Sr., Guard)
- T.J. Price (WKU, So., Guard)

Player of the Year

- Tony Mitchell (North Texas, So., Forward)**

SUN BELT PRESEASON COACHES' POLL

EAST DIVISION

- Middle Tennessee – 65 points (11)
- South Alabama – 51 points
- WKU – 47 points
- Florida Atlantic – 29 points
- Troy – 22 points
- FIU – 17 points

WEST DIVISION

- North Texas – 55 points (11)
- Arkansas State – 40 points
- UALR – 33 points
- Louisiana-Lafayette – 24 points
- Louisiana-Monroe – 13 points

NORTH TEXAS MEDIA AVAILABILITY SCHEDULE

Monday Jan. 21	Tuesday Jan. 22	Wednesday Jan. 23	Thursday Jan. 24	Friday Jan. 25	Saturday Jan. 26	Sunday Jan. 27
Practice Super Pit 3:30 p.m.	Practice Super Pit 3:30 p.m.	Practice Super Pit 3:30 p.m.	Game Day vs. MTSU 7 p.m.	Practice Super Pit 3:30 p.m.	Game Day vs. UALR 7 p.m.	Off Day.
Benford & players available prior to practice.	Benford & players available prior to practice.	Benford & players available prior to practice.	Benford & players available postgame.	Benford & players available prior to practice.	Benford & players available postgame.	No media availability.

Media availability subject to change. Please contact Stephen Howard for all requests.

NORTH TEXAS ROSTER

Name	No	Ht	Wt	Class	Pos	Exp	Hometown	Previous School
Jacob Holmen	1	6-8	225	Sr.	F	3L	Whitehouse, Texas	Whitehouse HS
Brandan Walton	2	6-2	205	Sr.	G	1L	Compton, Calif.	Casper College
Alzee Williams	3	6-4	180	Jr.	G	2L	Dallas	Miss. Elite Christian Academy
P.J. Hardwick	4	5-10	170	Fr.	G	HS	Miami	Christian Life Academy
Chris Jones	5	6-2	202	So.	G	1L	Garland, Texas	Lakeview Centennial HS
Austin Mitchell	10	6-1	180	Fr.	G	HS	Plano, Texas	Plano HS
Justin Patton	11	6-7	200	Sr.	F	TR	Bossier City, La.	Grambling State
Tony Mitchell	13	6-8	235	So.	F	1L	Dallas	Pinkston HS
T.J. Taylor	21	6-3	220	So.	G	TR	Denison, Texas	Paris JC/Marquette
Clarke Overlander	22	6-5	210	Fr.	G	HS	Argyle, Texas	Argyle HS
Jordan Williams	23	6-6	195	So.	G	1L	Dallas	Kimball HS
Niko Stojiljkovic	25	6-9	215	Sr.	F	1L	Paris, France	Lon Morris College
Roger Franklin	32	6-5	220	Sr.	G/F	1L	Duncanville, Texas	Oklahoma State
Keith Coleman	44	6-10	245	So.	F	TR	Philadelphia	Marshalltown CC


Head Coach: Tony Benford - Texas Tech, '92 (1st season)
Associate Head Coach: Rob Evans - New Mexico State, '68
Assistant Coaches: Bart Lundy - Winthrop, '94 (1st season), David Anwar - Fitchburg State, '98
Director of Operations: Jeff Luster - Tabor College, '96

PRONUNCIATION GUIDE

- 3 Alzee Williams - "Al - Zee"
- 22 Clarke Overlander - "Clark"
- 25 Niko Stojiljkovic - "Knee-Ko Stoy-Yolk-Uh-Vich"

MEAN GREEN RADIO NETWORK

Every North Texas game will be carried on the Mean Green Radio Network. NT graduate and 1310 The Ticket (KTCK-AM) personality George Dunham will handle the play-by-play duties, with Deputy Athletic Director Hank Dickenson providing analysis. Dickenson will also handle all road play-by-play duties. All MGRN broadcasts can be heard in Denton on 88.1 KNTU-FM, in the DFW area on 95.3 KHYI-FM.



MEAN GREEN SOCIAL MEDIA



TWITTER
@MeanGreenMBB
@MeanGreenSports



FACEBOOK
Facebook.com/MeanGreenMBB
Facebook.com/MeanGreenSports

NORTH TEXAS' RECORD WHEN

Overall	8-13
Home	5-5
Road	1-7
Neutral	2-1
Leading at half	7-2
Trailing at half	1-8
Tied at half	0-3
Overtime	1-0
Five point games	2-3
"One Shot" games	1-1
Outshoots Opponent	8-3
Outshot by Opponent	0-10
More rebounds	5-7
Less or equal Rebounds	3-6
More offensive boards	3-9
Less or equal offensive boards	5-4
More turnovers	0-6
Less or equal turnovers	8-7
Player(s) foul out	1-6
Opponent(s) foul out	3-4
Has technical foul	1-3
Opponent technical foul	0-0

Scores:

59 and under	1-4
60-69	2-5
70-79	3-4
80-89	2-0
90-99	0-0
100+	0-0

Opponent Scores:

59 and under	6-0
60-69	2-2
70-79	0-7
80-89	0-3
90-99	0-1
100+	0-0

Shoots:

Under 35%	1-3
35-39%	2-3
40-44%	0-4
45-49%	5-3
50%+	0-0

Opponent Shoots:

Under 35%	5-0
35-39%	2-2
40-44%	1-2
45-49%	0-3
50%+	0-6

Free Throws:

Under 60%	2-1
60-69%	2-2
70-79%	3-9
80+%	1-1

Free Throw Attempts:

Under 20 Attempts	3-5
20-29	2-7
30-39	2-1
40-49	1-0
50+	0-0

Field Goal Attempts:

Under 50 FGA	1-4
50-59 FGA	3-6
60-69 FGA	4-2
70+ FGA	0-1

Uniforms:

White	6-4
Black	0-4
Green	2-5

Season Streaks

Longest Win Streak	3
Longest Losing Streak	4
Current Streak	Lost 1
Last 10	3-7
Largest Lead	42 pts (vs Cameron)
Largest Deficit	24 pts (at Virginia)
Largest Deficit Overcome	15 pts (at WKU)
With Seroka (since 08-09)	83-50

MEAN GREEN 2012-13 ACCOLADES AND HONORS

Tony Mitchell

- John Wooden Award Preseason Top 50 Players
- Preseason All-America (ESPN, CBS Sports, Blue Ribbon Report, Lindy's, Basketball Times)
- Sun Belt Conference Preseason Player of the Year
- Preseason First-Team All-Sun Belt
- CBS Sports 2012 Preseason Top 100 College Players (No. 7)
- Basketball Times Oct. Issue Cover Boy
- Athlon Sports No. 3 Inside-Out Player in the Country
- Lindy's No. 2 Center in the Nation
- SB Nation No. 9 on Top 100 Players in College Basketball
- NBA Draft Express 2013 NBA Mock Draft No. 8 Overall Pick

Jordan Williams

- College Sports Madness Preseason All-Sun Belt (First Team)

Chris Jones

- College Sports Madness Preseason All-Sun Belt (First Team)

STARTING LINEUPS & RECORDS

Game	1	2	3	4	5	Result
at No. 16 Creighton	Jones	A. Williams	J. Williams	Franklin	T. Mitchell	L 71-51
vs. Alabama-Huntsville	Jones	A. Williams	J. Williams	Franklin	T. Mitchell	L 78-75
vs. Lamar	Jones	A. Williams	J. Williams	Franklin	T. Mitchell	W 74-59
Cameron	Jones	A. Williams	J. Williams	Franklin	T. Mitchell	W 78-49
vs. IUPUI	Jones	A. Williams	J. Williams	Franklin	T. Mitchell	W 80-66
at Virginia	Jones	A. Williams	J. Williams	Franklin	T. Mitchell	L 80-64
UT Arlington	Jones	A. Williams	J. Williams	Holmen	Franklin	L 72-59
Louisiana	Jones	A. Williams	J. Williams	Franklin	T. Mitchell	L 80-76
at Saint Louis	Jones	A. Williams	Holmen	Franklin	T. Mitchell	L 67-63
Jackson State	Jones	A. Williams	Holmen	Franklin	T. Mitchell	W 83-65
Southeastern Louisiana	Jones	A. Williams	Holmen	Franklin	T. Mitchell	W 45-40
Lehigh	Jones	J. Williams	Holmen	Franklin	Stojiljkovic	L 90-75
Western Kentucky	Jones	A. Williams	Holmen	Franklin	T. Mitchell	L 70-64
Middle Tennessee	A. Williams	J. Williams	Holmen	Franklin	T. Mitchell	L 75-57
Troy	Hardwick	J. Williams	Patton	Franklin	T. Mitchell	W 76-59
ULM	Hardwick	J. Williams	Patton	Franklin	T. Mitchell	L 81-68
UALR	Hardwick	A. Williams	J. Williams	Franklin	T. Mitchell	L 67-53
South Alabama	Hardwick	A. Williams	J. Williams	Franklin	T. Mitchell	W 66-56
FIU	Hardwick	A. Williams	J. Williams	Franklin	T. Mitchell	L 70-64
Florida Atlantic	Hardwick	J. Williams	Stojiljkovic	Franklin	T. Mitchell	W 61-59
Middle Tennessee	Hardwick	J. Williams	Stojiljkovic	Franklin	T. Mitchell	L 72-64

MEAN GREEN MILESTONE GAMES

Double Figure Points

T. Mitchell	17
J. Williams	14
Franklin	12
A. Williams	11
Jones	7
Holmen	3
Stojiljkovic	2
Hardwick	1
Patton	1

Double-Doubles

T. Mitchell	6
Franklin	1

20+ Point Games

T. Mitchell	4
J. Williams	2
Jones	2
Franklin	1
A. Williams	1

30+ Point Games

Three Or More Steals

Jones	5
T. Mitchell	3
Franklin	3
Patton	1
Hardwick	1

Double Figure Rebounds

T. Mitchell	8
Franklin	1

Three Or More Blocks

T. Mitchell	12
J. Williams	2
Coleman	1

Five Or More Assists

Jones	7
Hardwick	3
A. Williams	1

THE LAST TIME A MEAN GREEN PLAYER ...

Had 30 or more points

30 - Tony Mitchell vs. Denver, 1/21/12

Had 15 or more rebounds

15 - Tony Mitchell vs. Troy, 1/3/13

Had 10 or more assists

10 - Chris Jones vs. Troy, 12/31/11

Had 5 or more blocks

6 - Tony Mitchell vs. Louisiana-Lafayette, 3/4/12

Had 5 or more steals

5 - Chris Jones vs. Western Kentucky, 12/29/12

Made 90% or more FGA (min 5 att)

1.000 - George Odufuwa vs. UALR (7-7), 2/20/10

Made 80% or more FGA (min 5 att)

.857 - Roger Franklin vs. Louisiana (6-7), 12/1/12

Made 100% FTA (min 5 att)

1.000 - Jordan Williams (8-8) vs MTSU, 1/24/13

Made 90% or more FTA (min 5 att)

.900 - Alzee Williams vs. UALR (9-10), 2/23/12

Made 8 or more 3PT's

8 - Joe Ervin vs. Arkansas, 12/30/98

Had a double-double (pts/rbs)

Tony Mitchell (14 pts / 11 reb) vs. South Alabama, 1/12/13

Had consecutive double-doubles (pts/rbs)

2 - Tony Mitchell vs. MTSU (13 pts, 11 reb), Troy (29 pts, 15 reb)

Had a double-double (pts/asst)

Chris Jones vs. Troy (21 pts /10 asst), 12/31/11

Had a triple-double (pts/rbs/asst)

Jesse Ratliff vs. Sam Houston St. (20pts/16reb/10asst), 2/18/93

Had a perfect shooting night (min 5 fg & ft att)

Tristan Thompson vs. Sam Houston St. (6-6 fg/2-2 3fg/6-6 ft), 12/3/08

THE LAST TIME A MEAN GREEN TEAM ...

Scored 100 or more points

107 - vs. Houston Baptist, 2/15/10

Allowed 100 or more points

100 - vs. Oklahoma State, 11/17/08

Scored 50 or fewer points

45 - vs. Southeastern Louisiana, 12/16/12

Held an opponent under 50 points

40 - vs. Southeastern Louisiana, 12/16/12

Won an overtime game

61-59 (OT) - vs. Florida Atlantic, 1/19/13

Had 50 or more rebounds

50 - vs. Cameron, 11/16/16

Had 20 or more assists

22 - vs. Western Kentucky, 1/12/12

Had 10 or more steals

11 - vs. Louisiana, 12/1/12 & 15 - vs. UT Arlington, 11/28/12

Had 5 or more blocks

6 - vs. Middle Tennessee, 1/24/13

Five or more players in double-figures

5 - vs. South Alabama, 1/12/13

Made 60% or higher FGs

.638 - vs. Florida Atlantic (30-47), 2/4/10

Made 50% or higher 3pt FGs

.571 - vs. St. Louis (4-7), 12/5/12

Made 90% or higher FTs

.938 - vs. St. Louis (15-of-16), 12/6/12

NORTH TEXAS RECORDS WATCH

Career Blocks

1.....	128.....	Tony Mitchell.....	2012-Pr.
2.....	119.....	Jeffrey Simpson.....	2004-06
3.....	98.....	Quincy Williams.....	2005-08
4.....	91.....	Kedrick Hogans.....	2008-12
5.....	81.....	Wendell Williams.....	1986-89
6.....	76.....	Thomas Gibson.....	1990-92
7.....	70.....	George Odufuwa.....	2009-Pr.
8.....	69.....	Shawnson Johnson.....	2003-04
9.....	66.....	Harold Stewart.....	2005-09
10.....	60.....	Will Smith.....	2000-04
11.....	53.....	Jason Miller.....	1999-01

Single-Season Blocks

1.....	70.....	Tony Mitchell.....	2011-12
2.....	69.....	Shawnson Johnson.....	2003-04
3.....	68.....	Jeffrey Simpson.....	2005-06
4.....	58.....	Tony Mitchell.....	2012-13
5.....	53.....	Thomas Gipson.....	1991-92
6.....	51.....	Jeffrey Simpson.....	2004-05
7.....	40.....	Jason Miller.....	2000-01
8.....	38.....	Wendell Williams.....	1988-89
.....	38.....	Quincy Williams.....	2006-07
10.....	33.....	Chuck Thrash.....	1997-98
.....	33.....	Rich Young.....	2006-07

Career Field Goal Percentage

1.....	585.....	John Horrocks.....	1981-83
2.....	581.....	Terry Bailey.....	1974-76
3.....	570.....	Will Smith.....	2000-04
4.....	561.....	Eric Tramiel.....	2008-10
5.....	559.....	Adam Smith.....	1993-95
6.....	555.....	Jeffrey Simpson.....	2004-06
7.....	554.....	Sean Riley.....	1995-97
.....	544.....	George Odufuwa.....	2008-Pr.
9.....	543.....	Keith Wooden.....	2006-08
10.....	540.....	Keenan DuBose.....	1985-87
.....	505.....	Tony Mitchell.....	2012-Pr.

Career 3-Point Field Goal Percentage

1.....	431.....	George King.....	1993-96
2.....	413.....	Chad Elstun.....	1995-97
3.....	409.....	Dominique Johnson.....	2008-11
4.....	406.....	Rich Young.....	2005-07
5.....	396.....	Tristan Thompson.....	2008-11
6.....	391.....	Calvin Watson.....	2003-07
.....	391.....	Adam McCoy.....	2007-09
8.....	377.....	Collin Dennis.....	2007-09
9.....	376.....	Isaac Hines.....	2004-06
10.....	372.....	Josh White.....	2008-11
.....	367.....	Brandan Walton.....	2012-Pr.
.....	342.....	Tony Mitchell.....	2012-Pr.

HEAD COACH TONY BENFORD



PERSONAL

Birthdate

March 22, 1964

Hometown

Hobbs, N.M.

Alma Mater

Texas Tech, '92

Spouse

Deborah

Children

Audriana, Milena, Tony Jr., Jeremy

COACHING

North Texas

Head Coach (2012-Present)

Marquette

Assoc. Head Coach (2011-12)

Asst. Coach (2008-11)

Nebraska

Asst. Coach (2006-08)

UTEP

Asst. Coach (July 2006)

Arizona State

Assoc. Head Coach (2004-06)

Asst. Coach (1998-04)

New Mexico

Asst. Coach (1992-98)

All Saints School

Head Coach (1988-1991)

PLAYING CAREER

European League

Holland (1986-87)

Chicago Bulls

Training Camp (1986)

Boston Celtics

Fourth Round Draft Pick (1986)

Texas Tech

All-SWC (1986)

SWC Tournament MVP (1986)

Hobbs High School

1982 N.M. State MVP

1982 State Champion

One of the nation's most respected assistant coaches, Tony Benford, has taken the reigns of the North Texas men's basketball program.

A veteran of 20 years in Division I basketball and 14 postseason appearances, Benford served as the associate head coach under Buzz Williams at Marquette last season; his fourth year with the Golden Eagles. During his time at Marquette, Benford helped recruit and coach six All-Big East players, including 2012 Big East Player of the Year Jae Crowder.

Tabbed by Basketball Times, Fox Sports and Hoop Scoop as one of the country's top assistant coaches, Benford also spent time at Nebraska (2006-08), Arizona State (1998-06) and New Mexico (1992-98) developing some of the nation's most talented players.

"I couldn't be more excited about the opportunity of taking over the basketball program at North Texas," Benford said. "I would like to thank Rick Villarreal and President V. Lane Rawlins for this opportunity, and Johnny Jones for doing such a great job in making North Texas a winner. My philosophy is all about the players, and we will do everything in ensure that our players grow in the classroom, the community and on the court."

In his career Benford recruited and coached five NBA first-round draft picks: Garland, Texas; Ike Diogu (Arizona St., '05), Charles Smith (New Mexico, '97), Kenny Thomas (New Mexico, '99), Lazar Hayward (Marquette, '10) and Jimmy Butler (Marquette, '11), as well as three second-round picks in Eddie House (Arizona St., '00), Tommy Smith (Arizona St., '03) and Jeff Pendergraph (Arizona St., '09).

A native of Hobbs, N.M., Benford played collegiately at Texas Tech and was the catalyst for the Red Raiders Southwest Conference regular-season and tournament titles in 1985, and their 1986 SWC Tournament championship. He earned All-Southwest Conference and SWC Tournament MVP honors as a senior. The Boston Celtics selected Benford in the fourth round of the 1986 NBA Draft, and he played professionally in Holland for the 1986-87 season.


With Williams and Benford at the helm at Marquette, the Golden Eagles have reached the NCAA Tournament's Sweet 16 in each of the last two years. Marquette was ranked No. 11 in the final AP poll of 2012, and ranked 31st in the country in scoring offense with an average of 75.4 points per game. MU won at least 20 games and reached the NCAA Tournament in each of Benford's four years with the program.

Before arriving at Marquette, he had spent the previous two campaigns at Nebraska under head coach Doc Sadler. The Huskers collected 37 total victories in the two seasons, highlighted by a trip to the National Invitation Tournament in 2008. The squad posted 20 wins in 2007-08, just the 12th 20-win campaign in the program's 112-year history. North Texas forward Alonzo Edwards was recruited to Nebraska by Benford prior to transferring to Denton.

Benford served on the Arizona State bench as an assistant coach for his first six years in Tempe before being named associate head coach for his last two seasons. Benford helped the Sun Devils to four postseason appearances during his tenure, including earning a spot in the second round of the 2003 NCAA Tournament. While at ASU, Benford recruited Keith Wooden and George Odufuwa to Phoenix before the pair transferred to North Texas and went on to start a combined 143 games for the Mean Green.

In six seasons with New Mexico, Benford helped the Lobos reach five NCAA Tournament bids while winning 73.2 percent of their games (139-51 record). New Mexico picked up a pair of Western Athletic Conference tournament titles in 1993 and 1996, and a regular-season championship in 1994. During his stint with the Lobos, Benford coached the top four scorers in program history, including all-time leading scorer in Kenny Thomas.

As a prep all-star, Benford was a Converse All-American and the New Mexico Player of the Year after pouring in 27.5 points per game as a senior at Hobbs High School. He led Hobbs to the state title in his final season, earning MVP honors of the state championship tournament after posting 29 points in the title game.



1 Jacob Holmen

Forward

Sr. ▶ 6-8 ▶ 225
Whitehouse, TX ▶
(Whitehouse HS)

↳ CAREER HIGHS

Points: 21, vs Arkansas State -- 03/05/12
Rebounds: 10, at Louisiana -- 1/27/11
Assists: 4, vs Arkansas State -- 03/05/12
Steals: 2, 4 times
Blocks: 2, at Univ. of New Orleans -- 02/11/10; Henderson State -- 11/12/10; Louisiana
FG made: 9, at Florida Atlantic -- 02/11/12
FG attempts: 16, at Florida Atlantic -- 02/11/12
3FG made: 5, vs Arkansas State -- 03/05/12
3FG attempts: 7, UT Arlington -- 11/28/12
FT made: 5, Henderson State -- 11/12/10; University of the South -- 12/02/09
FT attempts: 6, South Alabama -- 01/21/10; Henderson State -- 11/12/10

North Texas 2012-13: Has made 16 of last 39 (41.0%) from 3-point dating back to last season ... Team's best 3-point shooter at 32.3 percent ... Second highest active career scorer on team (539 career points) ... 29th career start at MTSU ... **2011-12:** All-Sun Belt

Tournament team ... Team-high tying 14.0 ppg in SBC Tourney, including 6-of-9 from 3-point ... Career 21 point game in semifinal win over ASU (team season-high 5-of-5 from 3-point) ... Tied season high with 8 rebounds vs ULL in quarterfinals ... Averaged 11.5 points over the year's final 8 games ... Exploded for then-career-high 20 points at FAU - all in the 2nd half ... Team's top free throw shooting forward at 78.6 percent ... Started opener (first start since 1/16/10) and tallied 8 pts, 8 reb.

↳ 2012-13 STATS


Opponent	Date	qs	min	Total		3-Pointers		Free throws		Rebounds				Other				pts	avg		
				fg-fga	pct	3fg-fga	pct	ft-fta	pct	off	def	tot	avg	pf	a	t/o	blk			stl	
at Creighton	11/09/12		12	1-3	.333	0-0	.000	0-0	.000	0	2	2	2.0	0	0	0	0	0	2	2.0	
vs Alabama-Huntsville	11/12/12		12	1-5	.200	0-0	.000	2-2	1.000	2	1	3	2.5	0	0	0	0	1	4	3.0	
vs Lamar	11/13/12		15	5-7	.714	0-0	.000	0-0	.000	2	0	2	2.3	2	0	2	0	0	10	5.3	
CAMERON	11/16/12		15	5-8	.625	3-4	.750	1-2	.500	2	3	5	3.0	0	0	0	0	0	14	7.5	
vs IUPUI	11/19/12		19	5-9	.556	2-4	.500	0-0	.000	2	2	4	3.2	2	0	0	0	0	12	8.4	
at Virginia	11/20/12		15	1-5	.200	0-2	.000	2-2	1.000	2	3	5	3.5	2	0	0	0	0	4	7.7	
UT ARLINGTON	11/28/12	*	23	2-8	.250	2-7	.286	0-0	.000	0	5	5	3.7	2	1	1	1	2	6	7.4	
LOUISIANA	12/1/12		22	3-9	.333	2-4	.500	0-0	.000	2	2	4	3.8	4	1	1	2	1	8	7.5	
at Saint Louis	12/5/12	*	21	0-4	.000	0-2	.000	0-0	.000	0	2	2	3.6	2	1	0	0	0	0	6.7	
JACKSON STATE	12/8/12	*	12	3-5	.600	0-1	.000	3-3	1.000	2	2	4	3.6	2	0	0	0	0	9	6.9	
SOUTHEASTERN LA.	12/16/12	*	23	1-6	.167	0-2	.000	0-0	.000	3	2	5	3.7	0	0	1	0	0	2	6.5	
LEHIGH	12/20/12	*	19	3-7	.429	0-1	.000	0-0	.000	1	3	4	3.8	1	0	1	1	0	6	6.4	
at Western Kentucky	12/29/12	*	10	1-3	.333	0-0	.000	2-4	.500	2	0	2	3.6	0	0	0	1	0	4	6.2	
at Middle Tennessee	12/31/12	*	12	1-3	.333	1-3	.333	0-0	.000	2	2	4	3.6	2	1	3	0	0	3	6.0	
SOUTH ALABAMA	1/12/13		5	0-2	.000	0-1	.000	0-0	.000	0	1	1	3.5	1	0	1	0	0	0	5.6	
Totals			7	235	32-84	.381	10-31	.323	10-13	.769	22	30	52	3.5	20	4	10	5	4	84	5.6

Games played: 15
Minutes/game: 15.7
Points/game: 5.6
FG Pct: 38.1
3FG Pct: 32.3
FT Pct: 76.9

Rebounds/game: 3.5
Assists/game: 0.3
Turnovers/game: 0.7
Assist/turnover ratio: 0.4
Steals/game: 0.3
Blocks/game: 0.3

↳ CAREER STATS

Season	gp-gs	min/avg	Total		3-Point		F-Throws		Rebounds				Other				Scoring			
			fg-fga	pct	fg-fga	pct	ft-fta	pct	off	def	tot	avg	pf	fo	ast	to	blk	stl	pts	avg
2009-10	31-8	420/13.5	59-142	.415	3-23	.130	29-36	.806	27	46	73	2.4	41	1	12	25	7	8	150	4.8
2010-11	26-0	382/14.7	58-134	.433	12-34	.353	24-32	.750	31	47	78	3.0	27	0	12	17	3	5	152	5.8
2011-12	22-14	457/20.8	59-151	.391	13-39	.333	22-28	.786	20	53	73	3.3	30	1	21	22	2	6	153	7.0
2012-13	15-7	235/15.7	32-84	.381	10-31	.323	10-13	.769	22	30	52	3.5	20	0	4	10	5	4	84	5.6
TOTAL	94-29	1494/15.9	208-511	.407	38-127	.299	85-109	.780	100	176	276	2.9	118	2	49	74	17	23	539	5.7



2 Brandan Walton

Guard

Sr. ▶ 6-2 ▶ 205
Compton, CA ▶
(Casper College)

↳ CAREER HIGHS

Points: 19, Arkansas State -- 01/28/12
Rebounds: 6, at Louisiana-Lafayette -- 01/25/12; at Florida Atlantic -- 02/11/12; Sam Houston State
Assists: 4, at FIU -- 02/09/12
Steals: 3, at UT Arlington -- 11/22/11
Blocks: 1, at South Alabama -- 01/05/12
FG made: 6, at ULM -- 01/14/12; at UALR -- 02/23/12
FG attempts: 16, at UALR -- 02/23/12
3FG made: 5, at ULM -- 01/14/12
3FG attempts: 10, at UALR -- 02/23/12
FT made: 6, Arkansas State -- 01/28/12
FT attempts: 6, Arkansas State -- 01/28/12; at FIU -- 02/09/12

North Texas 2012-13: Injured in opener at Creighton, and is expected to redshirt ... **2011-12:** Just missed the single season top-10 list for 3-pointers in a season with 54 ... 46.2 percent from 3-point in SBC Tournament ... Game-winning 3-pointer with 8.3 seconds left in QF win over ULL (game-high 16 points) ... Ranked 6th in the SBC with 2.1 3-pointers per league game, and

11th with 41.0 3FG% ... Was 32-of-76 (42.1 percent) from 3-point over season's final 15 games ... Team season-high 5 3-pointers at ULM ... 14 double-figure games, including a career-high 19 points at ASU ... Returned home to LA and tallied 14 points vs La Sierra.

↳ 2012-13 STATS

Opponent	Date	gs	min	Total		3-Pointers		Free throws		Rebounds				pf	a	t/o	blk	stl	pts	avg
				fg-fga	pct	3fg-fga	pct	ft-fga	pct	off	def	tot	avg							
at Creighton	11/09/12		1	0-0	.000	0-0	.000	0-0	.000	0	0	0	0.0	0	0	0	0	0	0	0.0
Totals			1	0-0	.000	0-0	.000	0-0	.000	0	0	0	0.0	0	0	0	0	0	0	0.0

Games played: 1
Minutes/game: 1.0

↳ CAREER STATS

Season	gp-gs	min/avg	Total		3-Point		F-Throws		Rebounds				Scoring							
			fg-fga	pct	fg-fga	pct	ft-fga	pct	off	def	tot	avg	pf	fo	ast	to	blk	stl	pts	avg
2011-12	32-17	792/24.8	92-237	.388	54-147	.367	42-63	.667	29	53	82	2.6	67	1	35	38	1	25	280	8.8
2012-13	1-0	1/1.0	0-0	.000	0-0	.000	0-0	.000	0	0	0	0.0	0	0	0	0	0	0	0	0.0
TOTAL	33-17	793/24.0	92-237	.388	54-147	.367	42-63	.667	29	53	82	2.5	67	1	35	38	1	25	280	8.5



3 Alzee Williams

Guard

Jr. ▶ 6-4 ▶ 180
 Dallas, TX ▶
 (Mississippi Elite Christian Acad.)

↳ CAREER HIGHS

Points: 29, Middle Tennessee -- 02/02/12
 Rebounds: 8, Lehigh -- 12/20/12
 Assists: 5, Arkansas State -- 01/28/12; at Middle Tennessee -- 12/31/12
 Steals: 2, 5 times
 Blocks: 1, 7 times
 FG made: 10, Middle Tennessee -- 02/02/12
 FG attempts: 19, Middle Tennessee -- 02/02/12
 3FG made: 2, at ULM -- 02/27/10; at UALR -- 1/10/13
 3FG attempts: 4, at Loyola Marymount -- 12/04/11
 FT made: 9, Middle Tennessee -- 02/02/12; at UALR -- 02/23/12
 FT attempts: 11, Middle Tennessee -- 02/02/12

North Texas 2012-13: One of the NCAA's most efficient guards, averaging a turnover every 35.6 minutes ... Double figures in last four games - shooting 51.9 percent over that span ... Tied career-high in assists with 5 at MTSU ... Utility guard, once again leads NT with 33.6 MPG ... **2011-12:** Led the league with 35.6 minutes per SBC game, and his 1,018 total minutes rank 8th in NT history ... Averaged

15.8 ppg over the last 10 games of the year, which included 29 (MTSU) and 25 (UALR) point outings ... Shot 51.6 percent from the floor in the SBC Tournament and scored a team-high-tying 14.0 ppg ... Ended the year with 10 straight double-figure games ... Game-winning OT tip-in vs Denver ... NT's go-to free throw shooter at 78.8 percent (78-of-99) ... Team-high 30 career starts (all in 2011-12) ... 18 double-figure games ... Game high 17 points at Texas.

↳ 2012-13 STATS

Opponent	Date	qs	min	Total		3-Pointers		Free throws		Rebounds					Scoring						
				fg-fga	pct	3fg-fga	pct	ft-fa	pct	off	def	tot	avg	pf	a	t/o	blk	stl	pts	avg	
at Creighton	11/09/12	*	29	3-14	.214	0-0	.000	3-4	.750	2	1	3	3.0	1	1	0	0	0	9	9.0	
vs Alabama-Huntsville	11/12/12	*	32	1-6	.167	0-0	.000	0-2	.000	1	2	3	3.0	0	3	0	0	1	2	5.5	
vs Lamar	11/13/12	*	37	6-11	.545	0-0	.000	5-7	.714	2	3	5	3.7	0	2	0	0	0	17	9.3	
CAMERON	11/16/12	*	22	6-7	.857	0-0	.000	0-0	.000	0	2	2	3.3	1	1	1	1	0	12	10.0	
vs IUPUI	11/19/12	*	33	3-11	.273	0-0	.000	2-4	.500	1	3	4	3.4	1	4	0	0	0	8	9.6	
at Virginia	11/20/12	*	33	4-11	.364	0-0	.000	3-5	.600	1	0	1	3.0	2	0	1	0	2	11	9.8	
UT ARLINGTON	11/28/12	*	37	4-9	.444	1-2	.500	5-8	.625	1	1	2	2.9	3	0	2	0	1	14	10.4	
LOUISIANA	12/1/12	*	31	1-9	.111	0-0	.000	5-6	.833	3	1	4	3.0	1	2	1	0	0	7	10.0	
at Saint Louis	12/5/12	*	35	3-5	.600	0-0	.000	2-2	1.000	0	2	2	2.9	1	1	0	0	0	8	9.8	
JACKSON STATE	12/8/12	*	36	5-8	.625	0-0	.000	4-5	.800	2	3	5	3.1	2	2	1	0	1	14	10.2	
SOUTHEASTERN LA.	12/16/12	*	34	5-12	.417	0-0	.000	1-3	.333	1	2	3	3.1	0	1	0	0	2	11	10.3	
LEHIGH	12/20/12		32	6-14	.429	0-1	.000	8-8	1.000	4	4	8	3.5	1	0	2	0	0	20	11.1	
at Western Kentucky	12/29/12	*	38	3-9	.333	0-1	.000	2-3	.667	2	2	4	3.5	2	1	2	1	0	8	10.8	
at Middle Tennessee	12/31/12	*	35	2-8	.250	0-1	.000	0-0	.000	0	2	2	3.4	3	5	2	0	0	4	10.4	
TROY	1/3/13		23	4-6	.667	1-1	1.000	1-1	1.000	2	1	3	3.4	1	0	0	0	0	10	10.3	
at UALR	1/10/13	*	39	5-9	.556	2-3	.667	1-2	.500	1	1	2	3.3	0	0	1	0	0	13	10.5	
SOUTH ALABAMA	1/12/13	*	40	5-9	.556	0-0	.000	1-2	.500	2	2	4	3.4	0	2	0	0	1	11	10.5	
at FIU	01/17/13	*	39	4-9	.444	1-3	.333	4-6	.667	2	2	4	3.4	1	2	4	0	0	13	10.7	
Totals			16	605	70-167	.419	5-12	.417	47-68	.691	27	34	61	3.4	20	27	17	2	8	192	10.7

Games played: 18
 Minutes/game: 33.6
 Points/game: 10.7
 FG Pct: 41.9
 3FG Pct: 41.7
 FT Pct: 69.1

Rebounds/game: 3.4
 Assists/game: 1.5
 Turnovers/game: 0.9
 Assist/turnover ratio: 1.6
 Steals/game: 0.4
 Blocks/game: 0.1

↳ CAREER STATS

Season	gp-gs	min/avg	Total		3-Point		F-Throws		Rebounds				Scoring							
			fg-fga	pct	fg-fga	pct	ft-fa	pct	off	def	tot	avg	pf	fo	ast	to	blk	stl	pts	avg
2009-10	32-0	244/7.6	21-64	.328	5-31	.161	14-22	.636	3	20	23	0.7	19	0	5	18	3	7	61	1.9
2011-12	32-30	1018/31.8	126-267	.472	5-21	.238	78-99	.788	36	73	109	3.4	36	0	54	41	2	17	335	10.5
2012-13	18-16	605/33.6	70-167	.419	5-12	.417	47-68	.691	27	34	61	3.4	20	0	27	17	2	8	192	10.7
TOTAL	82-46	1867/22.8	217-498	.436	15-64	.234	139-189	.735	66	127	193	2.4	75	0	86	76	7	32	588	7.2



4 P.J. Hardwick

Guard

Fr. ▶ 5-10 ▶ 170
Miami, FL ▶
(Houston Christian Life)

↳ CAREER HIGHS

Points: 14, South Alabama -- 1/12/13
Rebounds: 9, Cameron -- 11/16/12
Assists: 7, Troy -- 1/3/13
Steals: 4, at FIU -- 01/17/13
FG made: 4, ULM -- 1/5/13
FG attempts: 8, South Alabama -- 1/12/13
3FG attempts: 1, at Creighton -- 11-09-12; at Creighton -- 11/09/12
FT made: 10, South Alabama -- 1/12/13
FT attempts: 12, South Alabama -- 1/12/13

2012-13 North Texas: In 7 starts: 7.3 PPG, 4.4 APG, 4.6 RPG, 85.2 FT% ... Career scoring effort (14 pts) in South Alabama win, hit 7-of-8 free throws in final 59 seconds ... 2nd at NT with 50 assists (2.4 per game) ... Game-high 9 boards vs. Cameron ... 7 assists in 2 NIT Season Tip-Off games ... Saw first career action at Creighton, tallied 3 pts ... **Houston Christian Life Academy:** Known for his

lightning quick moves, point guard P.J. Hardwick became the first signee of the Tony Benford era ... Averaged 15 points and 10 assists per game as a senior for Christian Life Academy in Houston ... Originally signed with Mississippi State as a part of the nation's No. 17 ranked recruiting class according to Hoop Scoop ... As a junior, Hardwick led Christian Life to a 30-1 record while averaging nine points and 12 assists per game ... Rivals.com named Hardwick a three-star recruit.

↳ 2012-13 STATS

Opponent	Date	qs	min	Total		3-Pointers		Free throws		Rebounds											
				fg-fga	pct	3fg-fga	pct	ft-fga	pct	off	def	tot	avg	pf	a	t/o	blk	stl	pts	avg	
at Creighton	11/09/12		21	1-5	.200	0-1	.000	1-2	.500	1	1	2	2.0	2	3	0	0	1	3	3.0	
vs Alabama-Huntsville	11/12/12		13	1-1	1.000	0-0	.000	0-0	.000	1	2	3	2.5	2	3	1	0	0	2	2.5	
vs Lamar	11/13/12		16	1-2	.500	0-0	.000	0-0	.000	1	0	1	2.0	2	4	3	0	0	2	2.3	
CAMERON	11/16/12		18	2-5	.400	0-0	.000	1-1	1.000	3	6	9	3.8	1	1	2	0	2	5	3.0	
vs IUPUI	11/19/12		14	1-1	1.000	0-0	.000	0-0	.000	0	1	1	3.2	0	1	1	0	1	2	2.8	
at Virginia	11/20/12		20	0-0	.000	0-0	.000	0-1	.000	0	1	1	2.8	2	2	1	0	0	0	2.3	
UT ARLINGTON	11/28/12		10	0-0	.000	0-0	.000	0-0	.000	0	0	0	2.4	2	0	0	0	2	0	2.0	
LOUISIANA	12/1/12		6	0-0	.000	0-0	.000	0-0	.000	0	0	0	2.1	0	0	0	0	0	0	1.8	
at Saint Louis	12/5/12		3	0-0	.000	0-0	.000	2-2	1.000	0	0	0	1.9	1	0	2	0	2	2	1.8	
JACKSON STATE	12/8/12		17	1-2	.500	0-0	.000	0-2	.000	1	2	3	2.0	4	2	0	0	1	2	1.8	
SOUTHEASTERN LA.	12/16/12		12	1-3	.333	0-0	.000	0-0	.000	0	2	2	2.0	0	1	1	0	1	2	1.8	
LEHIGH	12/20/12		14	1-1	1.000	0-0	.000	0-0	.000	0	2	2	2.0	4	1	1	0	2	2	1.8	
at Western Kentucky	12/29/12		1	0-0	.000	0-0	.000	0-0	.000	0	0	0	1.8	0	1	0	0	0	0	1.7	
at Middle Tennessee	12/31/12		17	1-1	1.000	0-0	.000	0-1	.000	0	1	1	1.8	2	0	1	0	0	2	1.7	
TROY	1/3/13	*	31	1-2	.500	0-0	.000	0-0	.000	0	1	1	1.7	4	7	5	0	0	2	1.7	
ULM	1/5/13	*	36	4-6	.667	0-0	.000	0-0	.000	0	3	3	1.8	2	6	2	0	1	8	2.1	
at UALR	1/10/13	*	31	2-7	.286	0-0	.000	4-4	1.000	2	3	5	2.0	3	2	5	0	0	8	2.5	
SOUTH ALABAMA	1/12/13	*	38	2-8	.250	0-0	.000	10-12	.833	0	7	7	2.3	3	4	3	0	2	14	3.1	
at FIU	01/17/13	*	25	1-4	.250	0-0	.000	2-2	1.000	0	8	8	2.6	4	3	8	0	4	4	3.2	
at Florida Atlantic	1/19/13	*	45	2-3	.667	0-0	.000	4-6	.667	1	5	6	2.8	4	5	2	0	1	8	3.4	
MIDDLE TENNESSEE	1/24/13	*	40	2-5	.400	0-0	.000	3-3	1.000	1	1	2	2.7	3	4	1	0	1	7	3.6	
Totals			7	428	24-56	.429	0-1	.000	27-36	.750	11	46	57	2.7	45	50	39	0	21	75	3.6

Games played: 21
Minutes/game: 20.4
Points/game: 3.6
FG Pct: 42.9
3FG Pct: 0.0
FT Pct: 75.0

Rebounds/game: 2.7
Assists/game: 2.4
Turnovers/game: 1.9
Assist/turnover ratio: 1.3
Steals/game: 1.0



5 Chris Jones

Guard

So. ▶ 6-2 ▶ 202
Garland, TX ▶
(Lakeview Centennial HS)

↳ CAREER HIGHS

Points: 31, at Texas Tech -- 11/16/11
Rebounds: 12, St. Gregory's -- 11/11/11
Assists: 10, Troy -- 12/31/11
Steals: 6, UT Arlington -- 11/28/12
Blocks: 1, 4 times
FG made: 9, at Texas Tech -- 11/16/11
FG attempts: 21, at Texas Tech -- 11/16/11
3FG made: 5, Jackson State -- 12/18/11
3FG attempts: 6, at UT Arlington -- 11/22/11; at Mississippi State -- 11/27/11; Jackson State
FT made: 12, at Texas Tech -- 11/16/11
FT attempts: 13, at Texas Tech -- 11/16/11; Louisiana -- 12/1/12

North Texas 2012-13: Out indefinitely with a foot injury ... 2.2 steals per game ranked 2nd in the SBC ... 6 steals vs UTA tied for 3rd most in NT history, most since 1991 ... 5.0 APG ranked 1st in the Sun Belt ... **2011-12:** Jones' 4.26 apg average highest by a frosh in NT history (8th overall) ... NCAA's 19th highest scoring frosh at 14.1 ppg ... 1 rebound vs Troy from first NT triple-double since 1993 (21 pts, 9 reb, 10 asst) ... 10 assts vs Troy ranks 12th in school history, most by NT player since 2000 ... Missed the final 13 games of the year (Was leading the SBC with 6.0 apg in league games, also ranked top 10 in SBC in pts, asst, steals, A/TO ratio & def rebounds) ... 2.4 steals ranks 21st in NCAA, 3rd in SBC ... 31 points at Texas Tech are the 5th most by a frosh in NT history ... Four games of 20+ points.

↳ 2012-13 STATS

Opponent	Date	gs	min	Total		3-Pointers		Free throws		Rebounds				pf	a	t/o	blk	stl	pts	avg	
				fg-fga	pct	3fg-fga	pct	ft-fta	pct	off	def	tot	avg								
at Creighton	11/09/12	*	21	0-4	.000	0-1	.000	0-0	.000	1	3	4	4.0	4	3	2	0	1	0	0.0	
vs Alabama-Huntsville	11/12/12	*	26	3-15	.200	0-2	.000	7-12	.583	1	2	3	3.5	3	7	3	0	1	13	6.5	
vs Lamar	11/13/12	*	29	7-9	.778	0-0	.000	1-1	1.000	0	2	2	3.0	1	7	3	0	1	15	9.3	
CAMERON	11/16/12	*	24	8-9	.889	0-0	.000	0-1	.000	0	5	5	3.5	2	7	2	0	1	16	11.0	
vs IUPUI	11/19/12	*	29	4-6	.667	1-1	1.000	0-0	.000	0	3	3	3.4	2	8	5	0	2	9	10.6	
at Virginia	11/20/12	*	23	3-8	.375	0-2	.000	0-0	.000	2	1	3	3.3	4	2	1	0	1	6	9.8	
UT ARLINGTON	11/28/12	*	33	2-10	.200	0-1	.000	3-4	.750	2	2	4	3.4	3	5	3	0	6	7	9.4	
LOUISIANA	12/1/12	*	34	6-12	.500	1-2	.500	10-13	.769	3	2	5	3.6	3	4	2	0	4	23	11.1	
at Saint Louis	12/5/12	*	37	8-13	.615	1-1	1.000	4-5	.800	1	6	7	4.0	2	7	6	0	3	21	12.2	
JACKSON STATE	12/8/12	*	24	3-10	.300	0-3	.000	5-6	.833	0	1	1	3.7	4	3	2	0	0	11	12.1	
SOUTHEASTERN LA.	12/16/12	*	25	0-7	.000	0-2	.000	1-2	.500	1	3	4	3.7	4	1	1	0	3	1	11.1	
LEHIGH	12/20/12	*	23	0-8	.000	0-0	.000	0-0	.000	1	3	4	3.8	0	7	4	0	1	0	10.2	
at Western Kentucky	12/29/12	*	30	4-7	.571	0-1	.000	2-2	1.000	0	3	3	3.7	2	4	1	0	5	10	10.2	
Totals			13	358	48-118	.407	3-16	.188	33-46	.717	12	36	48	3.7	34	65	35	0	29	132	10.2

Games played: 13
Minutes/game: 27.5
Points/game: 10.2
FG Pct: 40.7
3FG Pct: 18.8
FT Pct: 71.7

Rebounds/game: 3.7
Assists/game: 5.0
Turnovers/game: 2.7
Assist/turnover ratio: 1.9
Steals/game: 2.2

↳ CAREER STATS

Season	gp-gs	min/avg	Total		3-Point		F-Throws		Rebounds				Scoring							
			fg-fga	pct	fg-fga	pct	ft-fta	pct	off	def	tot	avg	pf	fo	ast	to	blk	stl	pts	avg
2011-12	19-19	558/29.4	97-222	.437	18-64	.281	55-71	.775	11	78	89	4.7	40	0	81	70	4	45	267	14.1
2012-13	13-13	358/27.5	48-118	.407	3-16	.188	33-46	.717	12	36	48	3.7	34	0	65	35	0	29	132	10.2
TOTAL	32-32	916/28.6	145-340	.426	21-80	.263	88-117	.752	23	114	137	4.3	74	0	146	105	4	74	399	12.5



10 Austin Mitchell

Guard

Fr. ▶ 6-1 ▶ 180
Plano, TX ▶
(Plano HS)

↳ CAREER HIGHS

Rebounds: 1, 4 times
Steals: 1, vs Lamar -- 11/13/12
FG attempts: 1, at Creighton -- 11-09-12; at Creighton -- 11/09/12


North Texas 2012-13: Saw first career action at Creighton and against Lamar ... **Plano HS:** Averaged 16.3 points per game as a senior at Plano, which ranked 12th among all players in the DFW area ... Named First-Team All-District 8-5A ... North Texas Basketball Coaches Association 2012 All-Star Game participant ... Also hauled in 2.4 rebounds and 2.5 assists per game as a senior ... Knocked down 19 3-pointers in 26 games ... Helped the Wildcats average 56.0 points per game.

↳ 2012-13 STATS

Opponent	Date	qs	min	Total		3-Pointers		Free throws		Rebounds				pf	a	t/o	blk	stl	pts	avg
				fg-fga	pct	3fg-fga	pct	ft-fga	pct	off	def	tot	avg							
at Creighton	11/09/12	1	1	0-1	.000	0-0	.000	0-0	.000	1	0	1	1.0	0	0	0	0	0	0	0.0
vs Lamar	11/13/12	1	1	0-0	.000	0-0	.000	0-0	.000	0	0	0	0.5	0	0	0	0	1	0	0.0
CAMERON	11/16/12	1	1	0-0	.000	0-0	.000	0-0	.000	0	0	0	0.3	0	0	0	0	0	0	0.0
vs IUPUI	11/19/12	1	1	0-0	.000	0-0	.000	0-0	.000	0	0	0	0.3	0	0	0	0	0	0	0.0
at Virginia	11/20/12	1	1	0-0	.000	0-0	.000	0-0	.000	0	0	0	0.2	0	0	0	0	0	0	0.0
JACKSON STATE	12/8/12	2	2	0-0	.000	0-0	.000	0-0	.000	0	1	1	0.3	0	0	0	0	0	0	0.0
LEHIGH	12/20/12	1	1	0-0	.000	0-0	.000	0-0	.000	0	0	0	0.3	0	0	0	0	0	0	0.0
TROY	1/3/13	1	1	0-0	.000	0-0	.000	0-0	.000	0	0	0	0.3	0	0	0	0	0	0	0.0
ULM	1/5/13	1	1	0-0	.000	0-0	.000	0-0	.000	0	0	0	0.2	0	0	0	0	0	0	0.0
at UALR	1/10/13	1	1	0-0	.000	0-0	.000	0-0	.000	0	0	0	0.2	0	0	1	0	0	0	0.0
SOUTH ALABAMA	1/12/13	2	2	0-0	.000	0-0	.000	0-0	.000	0	0	0	0.2	0	0	0	0	0	0	0.0
at FIU	01/17/13	1	1	0-0	.000	0-0	.000	0-0	.000	0	0	0	0.2	0	0	0	0	0	0	0.0
at Florida Atlantic	1/19/13	0	0	0-0	.000	0-0	.000	0-0	.000	0	1	1	0.2	0	0	0	0	0	0	0.0
Totals		0	14	0-1	.000	0-0	.000	0-0	.000	1	2	3	0.2	0	0	1	0	1	0	0.0

Games played: 13
Minutes/game: 1.1
FG Pct: 0.0

Rebounds/game: 0.2
Turnovers/game: 0.1
Steals/game: 0.1



11 Justin Patton

Forward

Sr. ▶ 6-7 ▶ 200
Bossier City, LA ▶
(Grambling State)

↳ CAREER HIGHS

Points: 16, ULM -- 1/5/13
Rebounds: 3, 6 times
Assists: 1, 6 times
Steals: 3, Louisiana -- 12/1/12
FG made: 6, ULM -- 1/5/13
FG attempts: 11, ULM -- 1/5/13
3FG made: 1, at Virginia -- 11/20/12
3FG attempts: 2, at Virginia -- 11/20/12; Lehigh -- 12/20/12
FT made: 4, South Alabama -- 1/12/13; ULM -- 1/5/13; Jackson State -- 12/8/12
FT attempts: 6, Jackson State -- 12/8/12

North Texas 2012-13: Career-high 16 points vs ULM ... 8-of-15 (53.3%) shooting in 2 career starts ... Earned first career start in Troy win ... Breakout game vs Louisiana: 8 points on 4-of-6 shooting, 3 steals in 10 minutes ... First career 3-pointer at Virginia ... Recovered from knee injury to see first action against Lamar ... **2011-12:** Sat out the 2011-12 season after transferring ... Was Grambling State's

leading scorer and rebounder in 2010-11 with 13.2 points and a SWAC leading 7.1 rebounds per game ... Named Second Team All-SWAC ... Louisiana Sports Writers Assn All-Louisiana Second Team selection ... Won two SWAC Player of the Week awards ... Piled up 43 steals and 192 free throw attempts for the Tigers ... Scored a season-best 31 points against Mississippi Valley, and had back-to-back outings of 16 and 17 rebounds in SWAC play.

↳ 2012-13 STATS

Opponent	Date	gs	min	Total		3-Pointers		Free throws		Rebounds				pf	a	t/o	blk	stl	pts	avg	
				fg-fga	pct	3fg-fga	pct	ft-fa	pct	off	def	tot	avg								
vs Lamar	11/13/12		1	0-0	.000	0-0	.000	0-0	.000	0	0	0	0.0	0	0	0	0	0	0	0.0	
CAMERON	11/16/12		11	0-3	.000	0-1	.000	2-2	1.000	0	0	0	0.0	0	1	0	0	0	2	1.0	
vs IUPUI	11/19/12		10	0-4	.000	0-0	.000	0-0	.000	1	2	3	1.0	2	1	0	0	0	0	0.7	
at Virginia	11/20/12		6	1-2	.500	1-2	.500	0-0	.000	0	0	0	0.8	0	0	0	0	1	3	1.3	
UT ARLINGTON	11/28/12		4	1-1	1.000	0-0	.000	0-0	.000	0	0	0	0.6	0	0	0	0	0	2	1.4	
LOUISIANA	12/1/12		10	4-6	.667	0-0	.000	0-0	.000	1	1	2	0.8	2	0	2	0	3	8	2.5	
at Saint Louis	12/5/12		2	0-0	.000	0-0	.000	0-0	.000	0	0	0	0.7	2	1	0	0	0	0	2.1	
JACKSON STATE	12/8/12		11	1-2	.500	0-0	.000	4-6	.667	0	2	2	0.9	4	0	0	0	0	6	2.6	
SOUTHEASTERN LA.	12/16/12		10	0-2	.000	0-1	.000	1-2	.500	1	1	2	1.0	2	1	0	0	2	1	2.4	
LEHIGH	12/20/12		9	0-4	.000	0-2	.000	2-2	1.000	0	1	1	1.0	1	0	1	0	0	2	2.4	
at Western Kentucky	12/29/12		17	2-5	.400	0-0	.000	2-3	.667	1	2	3	1.2	2	0	2	0	0	6	2.7	
at Middle Tennessee	12/31/12		8	0-1	.000	0-0	.000	2-2	1.000	2	1	3	1.3	1	0	1	0	0	2	2.7	
TROY	1/3/13	*	10	2-4	.500	0-0	.000	0-2	.000	1	2	3	1.5	1	1	1	0	0	4	2.8	
ULM	1/5/13	*	29	6-11	.545	0-0	.000	4-4	1.000	0	2	2	1.5	0	1	0	0	0	16	3.7	
SOUTH ALABAMA	1/12/13		9	0-1	.000	0-1	.000	4-4	1.000	0	1	1	1.5	1	0	1	0	0	4	3.7	
at FIU	01/17/13		6	0-0	.000	0-0	.000	1-2	.500	0	3	3	1.6	1	0	0	0	0	1	3.6	
at Florida Atlantic	1/19/13		18	0-3	.000	0-0	.000	1-2	.500	1	2	3	1.6	1	0	1	0	0	1	3.4	
MIDDLE TENNESSEE	1/24/13		4	0-0	.000	0-0	.000	1-2	.500	1	0	1	1.6	0	0	4	0	0	1	3.3	
Totals			2	175	17-49	.347	1-7	.143	24-33	.727	9	20	29	1.6	20	6	13	0	6	59	3.3

Games played: 18
Minutes/game: 9.7
Points/game: 3.3
FG Pct: 34.7
3FG Pct: 14.3
FT Pct: 72.7

Rebounds/game: 1.6
Assists/game: 0.3
Turnovers/game: 0.7
Assist/turnover ratio: 0.5
Steals/game: 0.3



13 Tony Mitchell

Forward

So. ▶ 6-8 ▶ 235
Dallas, TX ▶
(Pinkston HS)

↳ CAREER HIGHS

Points: 34, at South Alabama -- 01/05/12
Rebounds: 21, at Florida Atlantic -- 02/11/12
Assists: 5, at Florida Atlantic -- 02/11/12
Steals: 3, vs Lamar -- 11/13/12; vs IUPUI -- 11/19/12
Blocks: 6, 4 times
FG made: 11, at South Alabama -- 01/05/12; Denver -- 01/21/12
FG attempts: 19, Denver -- 01/21/12; at Florida Atlantic -- 1/19/13
3FG made: 3, at South Alabama -- 01/05/12; at ULM -- 01/14/12
3FG attempts: 6, at Florida Atlantic -- 1/19/13; UT Arlington -- 11/28/12
FT made: 12, at Florida Atlantic -- 02/11/12
FT attempts: 15, at Florida Atlantic -- 02/11/12

PRESEASON ALL-AMERICAN

North Texas 2012-13: Career numbers after New Year: 15.9 PPG, 10.5 RPG, 3.3 BPG, 51.8 FG% ... Owns 34 double-digit scoring games & 16 career double-doubles ... 9th career 20+ point game vs Florida Atlantic ... Owns the NT single season (70) and career (128) blocks records ... Preseason All-American ... Standout at the prestigious LeBron James and Amar'e Stoudemire Skills Academies ... **2011-12:** Lou Henson Award Finalist ... Only third player in league history to earn Sun Belt Freshman of the Year & First-Team All-SBC in same season ... One of only 2 freshmen in the NCAA to average a double-double (14.7 PPG, 10.3 RPG) ... First frosh with multiple 30+ point/15+ rebound games since Micheal Beasley (KSU, 2007-08) ... 10.3 RPG average 2nd among freshman nationally (Anthony Davis, UK - 10.4) ... In league-only games, Mitchell led the Sun Belt in PPG (15.9), RPG (11.8), 3FG% (47.1), BPG (3.1), also 2nd in FG% (58.1) ... Set NT single-season blocks record (70), and blocks per game record (3.04) ... 22 pts/21 reb vs FAU - Tied for 9th most rebounds in the NCAA last year, is one of six 21+ reb/20+ pt games in '11-12 ... Sun Belt high 10 double-doubles ... 2nd player in league history to earn three straight SBC Player of the Week awards ... Top scoring (34 pts) & rebounding (21 reb) performances in SBC this year.

↳ 2012-13 STATS

Opponent	Date	gs	min	Total		3-Pointers		Free throws		Rebounds				pf	a	t/o	blk	stl	pts	avg	
				fg-fga	pct	3fg-fga	pct	ft-fga	pct	off	def	tot	avg								
at Creighton	11/09/12	*	30	8-15	.533	2-5	.400	0-0	.000	2	5	7	7.0	4	0	1	2	2	18	18.0	
vs Alabama-Huntsville	11/12/12	*	31	2-4	.500	1-1	1.000	5-6	.833	2	9	11	9.0	5	1	3	3	0	10	14.0	
vs Lamar	11/13/12	*	28	6-16	.375	2-3	.667	4-8	.500	3	7	10	9.3	2	0	1	2	3	18	15.3	
CAMERON	11/16/12	*	23	3-5	.600	1-2	.500	4-6	.667	2	5	7	8.8	0	3	0	2	1	11	14.3	
vs IUPUI	11/19/12	*	32	10-18	.556	1-5	.200	0-0	.000	3	6	9	8.8	2	2	1	4	3	21	15.6	
at Virginia	11/20/12	*	34	4-8	.500	1-5	.200	7-9	.778	4	5	9	8.8	3	0	3	3	1	16	15.7	
UT ARLINGTON	11/28/12	*	28	3-13	.231	0-6	.000	6-6	1.000	6	3	9	8.9	4	0	4	2	2	12	15.1	
LOUISIANA	12/1/12	*	25	1-1	1.000	0-0	.000	1-2	.500	0	4	4	8.3	5	0	5	3	1	3	13.6	
at Saint Louis	12/5/12	*	28	7-12	.583	2-3	.667	2-2	1.000	3	5	8	8.2	4	0	3	0	1	18	14.1	
JACKSON STATE	12/8/12	*	31	6-9	.667	0-2	.000	3-7	.429	2	9	11	8.5	2	1	1	2	2	15	14.2	
SOUTHEASTERN LA.	12/16/12	*	34	1-9	.111	0-3	.000	6-8	.750	2	8	10	8.6	2	0	1	3	0	8	13.6	
LEHIGH	12/20/12	*	31	8-13	.615	1-2	.500	5-9	.556	3	6	9	8.7	3	0	1	3	1	22	14.3	
at Western Kentucky	12/29/12	*	32	3-8	.375	1-3	.333	0-0	.000	4	6	10	8.8	4	1	3	2	0	7	13.8	
at Middle Tennessee	12/31/12	*	32	4-12	.333	1-2	.500	4-5	.800	7	4	11	8.9	3	2	1	2	2	13	13.7	
TROY	1/3/13	*	35	9-17	.529	1-3	.333	10-12	.833	4	11	15	9.3	1	1	2	4	1	29	14.7	
ULM	1/5/13	*	35	4-8	.500	2-5	.400	5-9	.556	1	5	6	9.1	3	0	4	2	1	15	14.8	
at UALR	1/10/13	*	37	5-11	.455	1-4	.250	2-4	.500	2	3	5	8.9	3	2	2	2	1	13	14.6	
SOUTH ALABAMA	1/12/13	*	39	5-14	.357	0-4	.000	4-4	1.000	3	8	11	9.0	4	0	6	4	1	14	14.6	
at FIU	01/17/13	*	32	0-3	.000	0-1	.000	0-0	.000	0	2	2	8.6	4	1	2	4	0	0	13.8	
at Florida Atlantic	1/19/13	*	41	8-19	.421	2-6	.333	6-11	.545	1	7	8	8.6	1	1	4	3	2	24	14.4	
MIDDLE TENNESSEE	1/24/13	*	39	4-11	.364	1-5	.200	1-3	.333	1	5	6	8.5	3	0	7	4	0	10	14.1	
Totals			19	677	101-226	.447	20-70	.286	75-111	.676	55	123	178	8.5	62	15	55	58	25	297	14.1

Games played: 21
Minutes/game: 32.2
Points/game: 14.1
FG Pct: 44.7
3FG Pct: 28.6
FT Pct: 67.6

Rebounds/game: 8.5
Assists/game: 0.7
Turnovers/game: 2.6
Assist/turnover ratio: 0.3
Steals/game: 1.2
Blocks/game: 2.8

↳ CAREER STATS

Season	gp-gs	min/avg	Total		3-Point		F-Throws		Rebounds				Scoring							
			fg-fga	pct	fg-fga	pct	ft-fga	pct	off	def	tot	avg	pf	fo	ast	to	blk	stl	pts	avg
2011-12	23-22	676/29.4	118-208	.567	18-41	.439	85-115	.739	58	180	238	10.3	70	2	36	65	70	20	339	14.7
2012-13	21-19	677/32.2	101-226	.447	20-70	.286	75-111	.676	55	123	178	8.5	62	2	15	55	58	25	297	14.1
TOTAL	44-41	1353/30.8	219-434	.505	38-111	.342	160-226	.708	113	303	416	9.5	132	4	51	120	128	45	636	14.5




21 T.J.
Taylor

Guard

So. ▶ 6-3 ▶ 220
Denison, TX ▶
(Paris JC / Marquette)

↳ CAREER HIGHS

North Texas: Is expected to sit out the 2012-13 season after transferring from Marquette ... **Paris Junior College:** Third Team All-America selection by the National Junior College Athletic Association in 2011-12 ... First team all-conference and all-region honoree under head coach Chuck Taylor at Paris Junior College ... Two-time Region 14 Player of the Week ... Helped lead the dragons to the regular season conference title ... posted season averages of 14.0 points, 5.0 rebounds, 3.0 assists and 1.0 steals per game ... was named the team's most valuable player, as well as top performer for all of the programs at Paris.



22 Clarke Overlander

Guard

Fr. ▶ 6-5 ▶ 210
Argyle, TX ▶
(Argyle HS)

↳ CAREER HIGHS

Points: 3, 5 times
Rebounds: 2, at Middle Tennessee -- 12/31/12
Assists: 2, at Creighton -- 11-09-12; at Creighton -- 11/09/12
Steals: 2, vs Lamar -- 11/13/12
Blocks: 1, Southeastern La. -- 12/16/12
FG made: 1, 6 times
FG attempts: 7, Troy -- 1/3/13
3FG made: 1, 5 times
3FG attempts: 6, Troy -- 1/3/13; Cameron -- 11/16/12
FT made: 2, Louisiana -- 12/1/12
FT attempts: 3, Louisiana -- 12/1/12

North Texas 2012-13: Missed just 4 games after knee scope, returned vs MTSU with 8 minutes ... 1-of-3 from inside 3-point, but 5-of-36 from beyond ... First career block against SELA ... Notched first career 3-pointer in Lamar win ... Saw first career action Creighton, tallied 2 assists ... **Argyle High School:** Led Argyle to a 31-8 record and its first 3A state title as a senior ... Was named

the UIL State Tournament MVP after hauling in 14 points, 10 rebounds and four assists in the state title game ... First-Team All-District as a senior, but was named the District 9-3A MVP as both a sophomore and junior ... Is the first known Denton area player to sign a scholarship to play for the Mean Green ... Multiple Texas Association of Basketball Coaches All Region and All-State selections ... Averaged 15.5 points per game as a sophomore, and upped that to 19 per game and 50 percent 3-point percentage as a junior.

↳ 2012-13 STATS

Opponent	Date	qs	min	Total		3-Pointers		Free throws		Rebounds				pf	a	t/o	blk	stl	pts	avg
				fg-fga	pct	3fg-fga	pct	ft-fa	pct	off	def	tot	avg							
at Creighton	11/09/12		15	0-3	.000	0-3	.000	0-0	.000	0	0	0	0.0	0	2	2	0	0	0	0.0
vs Alabama-Huntsville	11/12/12		10	0-3	.000	0-2	.000	0-0	.000	0	0	0	0.0	1	0	0	0	0	0	0.0
vs Lamar	11/13/12		13	1-5	.200	1-5	.200	0-0	.000	0	1	1	0.3	2	1	0	0	2	3	1.0
CAMERON	11/16/12		16	0-6	.000	0-6	.000	0-0	.000	0	0	0	0.3	2	0	0	0	1	0	0.8
vs IUPUI	11/19/12		2	0-0	.000	0-0	.000	0-0	.000	0	0	0	0.2	2	1	0	0	0	0	0.6
at Virginia	11/20/12		8	1-2	.500	1-2	.500	0-0	.000	0	0	0	0.2	0	0	0	0	1	3	1.0
UT ARLINGTON	11/28/12		1	0-1	.000	0-1	.000	0-0	.000	0	0	0	0.1	0	0	0	0	0	0	0.9
LOUISIANA	12/1/12		1	0-0	.000	0-0	.000	2-3	.667	0	0	0	0.1	1	0	0	0	0	2	1.0
at Saint Louis	12/5/12		3	0-0	.000	0-0	.000	0-0	.000	0	0	0	0.1	0	0	0	0	0	0	0.9
JACKSON STATE	12/8/12		4	0-2	.000	0-2	.000	0-0	.000	0	1	1	0.2	0	0	0	0	0	0	0.8
SOUTHEASTERN LA.	12/16/12		5	0-2	.000	0-2	.000	0-0	.000	0	0	0	0.2	1	0	0	1	1	0	0.7
LEHIGH	12/20/12		9	1-3	.333	0-2	.000	0-0	.000	1	0	1	0.3	1	0	0	0	0	2	0.8
at Western Kentucky	12/29/12		9	1-2	.500	1-2	.500	0-0	.000	0	0	0	0.2	1	0	0	0	0	3	1.0
at Middle Tennessee	12/31/12		12	1-2	.500	1-2	.500	0-0	.000	0	2	2	0.4	1	0	1	0	0	3	1.1
TROY	1/3/13		19	1-7	.143	1-6	.167	0-0	.000	0	1	1	0.4	2	0	1	0	1	3	1.3
ULM	1/5/13		8	0-1	.000	0-1	.000	0-0	.000	0	0	0	0.4	2	0	0	0	0	0	1.2
MIDDLE TENNESSEE	1/24/13		8	0-0	.000	0-0	.000	0-0	.000	0	1	1	0.4	1	0	0	0	0	0	1.1
Totals		0	143	6-39	.154	5-36	.139	2-3	.667	1	6	7	0.4	17	4	4	1	6	19	1.1

Games played: 17
Minutes/game: 8.4
Points/game: 1.1
FG Pct: 15.4
3FG Pct: 13.9
FT Pct: 66.7

Rebounds/game: 0.4
Assists/game: 0.2
Turnovers/game: 0.2
Assist/turnover ratio: 1.0
Steals/game: 0.4
Blocks/game: 0.1



23 Jordan Williams

Guard

So. ▶ 6-6 ▶ 195
Dallas, TX ▶
(Kimball HS)

CAREER HIGHS

Points: 26, vs Alabama-Huntsville -- 11/12/12
Rebounds: 8, at Texas -- 11/29/11; Sam Houston State -- 12/10/11
Assists: 5, vs La Sierra -- 12/02/11
Steals: 4, at Mississippi State -- 11/27/11
Blocks: 3, ULM -- 1/5/13; Cameron -- 11/16/12
FG made: 8, vs Alabama-Huntsville -- 11/12/12; Troy -- 12/31/11
FG attempts: 16, Middle Tennessee -- 1/24/13; vs Alabama-Huntsville -- 11/12/12
3FG made: 4, at UT Arlington -- 11/22/11
3FG attempts: 8, vs Alabama-Huntsville -- 11/12/12; Troy -- 12/31/11
FT made: 8, at Florida Atlantic -- 1/19/13; Middle Tennessee -- 1/24/13
FT attempts: 8, at Florida Atlantic -- 1/19/13; Middle Tennessee -- 1/24/13

North Texas 2012-13: Has made 20 straight free throws (last miss 1/10/13 at UALR) ... Shooting SBC-best 85.0% from the stripe in league play ... Averaging 13.2 PPG in SBC play ... 81.3 FT% ranks 4th in the SBC ... Career 114-of-233 (48.9 percent) from inside the 3-point arc ... 25 career double-digit games ... Career-high 26 point explosion in NIT Season Tip-Off opener ... **2011-12:** Averaged 12.4 points per game after moving into "sixth-man" role ... 23 3-pointers second at NT only to Brandan Walton (54) ... Missed the season's final 13 games ... NT's fourth leading rebounder at 4.0 per game ... Posted two clutch steals in OT to help seal win over South Alabama ... 11 double-figure games, including 19 points in 18 minutes vs Troy ... 17 points, 7 rebounds at Loyola Marymount ... 16 points on 6-of-12 shooting in collegiate debut against St. Gregory's ... Was the CollegeSportsMadness.com Preseason Sun Belt Freshman of the Year.

2012-13 STATS


Opponent	Date	gs	min	Total		3-Pointers		Free throws		Rebounds				Scoring							
				fg-fga	pct	3fg-fga	pct	ft-fa	pct	off	def	tot	avg	pf	a	t/o	blk	stl	pts	avg	
at Creighton	11/09/12	*	30	4-14	.286	0-5	.000	1-3	.333	4	1	5	5.0	3	1	5	0	0	9	9.0	
vs Alabama-Huntsville	11/12/12	*	36	8-16	.500	3-8	.375	7-7	1.000	3	1	4	4.5	4	1	2	2	2	26	17.5	
vs Lamar	11/13/12	*	18	2-7	.286	0-2	.000	2-2	1.000	1	1	2	3.7	2	3	2	0	2	6	13.7	
CAMERON	11/16/12	*	25	4-12	.333	1-5	.200	2-3	.667	1	1	2	3.3	1	0	2	3	0	11	13.0	
vs IUPUI	11/19/12	*	28	4-8	.500	3-3	1.000	2-3	.667	2	3	5	3.6	3	1	3	0	0	13	13.0	
at Virginia	11/20/12	*	28	4-15	.267	0-6	.000	4-5	.800	2	0	2	3.3	4	0	4	0	0	12	12.8	
UT ARLINGTON	11/28/12	*	26	2-9	.222	0-4	.000	3-4	.750	1	2	3	3.3	2	0	4	0	0	7	12.0	
LOUISIANA	12/1/12	*	28	5-12	.417	1-3	.333	0-0	.000	1	1	2	3.1	1	0	1	0	2	11	11.9	
at Saint Louis	12/5/12		20	0-4	.000	0-0	.000	0-0	.000	0	3	3	3.1	2	0	1	0	0	0	10.6	
JACKSON STATE	12/8/12		25	4-10	.400	1-4	.250	2-2	1.000	0	4	4	3.2	2	1	0	0	0	11	10.6	
SOUTHEASTERN LA.	12/16/12		15	4-6	.667	0-1	.000	0-1	.000	2	2	4	3.3	2	0	1	0	0	8	10.4	
LEHIGH	12/20/12	*	27	4-10	.400	0-2	.000	4-5	.800	3	4	7	3.6	1	2	1	0	1	12	10.5	
at Western Kentucky	12/29/12		27	7-13	.538	3-4	.750	1-1	1.000	0	0	0	3.3	3	1	2	0	0	18	11.1	
at Middle Tennessee	12/31/12	*	40	5-14	.357	1-7	.143	4-6	.667	1	2	3	3.3	1	0	1	0	1	15	11.4	
TROY	1/3/13	*	35	4-8	.500	0-1	.000	4-5	.800	3	3	6	3.5	1	2	0	1	0	12	11.4	
ULM	1/5/13	*	37	6-12	.500	2-4	.500	2-3	.667	0	1	1	3.3	1	1	3	3	0	16	11.7	
at UALR	1/10/13	*	32	3-6	.500	0-1	.000	3-5	.600	1	3	4	3.4	1	1	5	1	0	9	11.5	
SOUTH ALABAMA	1/12/13	*	33	4-10	.400	1-3	.333	4-4	1.000	2	4	6	3.5	4	0	1	2	2	13	11.6	
at FIU	01/17/13	*	31	2-6	.333	0-1	.000	0-0	.000	1	1	2	3.4	5	1	3	0	1	4	11.2	
at Florida Atlantic	1/19/13	*	41	3-8	.375	0-1	.000	8-8	1.000	2	1	3	3.4	3	3	4	0	1	14	11.4	
MIDDLE TENNESSEE	1/24/13	*	38	5-16	.313	2-7	.286	8-8	1.000	1	3	4	3.4	2	0	2	0	2	20	11.8	
Totals			17	620	84-216	.389	18-72	.250	61-75	.813	31	41	72	3.4	48	18	47	12	14	247	11.8

Games played: 21
Minutes/game: 29.5
Points/game: 11.8
FG Pct: 38.9
3FG Pct: 25.0
FT Pct: 81.3

Rebounds/game: 3.4
Assists/game: 0.9
Turnovers/game: 2.2
Assist/turnover ratio: 0.4
Steals/game: 0.7
Blocks/game: 0.6

CAREER STATS

Season	gp-gs	min/avg	Total		3-Point		F-Throws		Rebounds				Scoring							
			fg-fga	pct	fg-fga	pct	ft-fa	pct	off	def	tot	avg	pf	fo	ast	to	blk	stl	pts	avg
2011-12	19-13	480/25.3	71-173	.410	23-84	.274	42-54	.778	36	40	76	4.0	39	0	25	41	9	21	207	10.9
2012-13	21-17	620/29.5	84-216	.389	18-72	.250	61-75	.813	31	41	72	3.4	48	1	18	47	12	14	247	11.8
TOTAL	40-30	1100/27.5	155-389	.398	41-156	.263	103-129	.798	67	81	148	3.7	87	1	43	88	21	35	454	11.4



25 Niko Stojiljkovic

Forward

Sr. ▶ 6-9 ▶ 215
Paris, France ▶
(Lon Morris College)

↳ CAREER HIGHS

Points: 13, at FIU -- 01/17/13
Rebounds: 10, Troy -- 12/31/11
Assists: 4, at Arkansas State -- 01/07/12; Troy -- 12/31/11
Steals: 2, 4 times
Blocks: 1, 5 times
FG made: 5, Middle Tennessee -- 1/24/13
FG attempts: 9, Middle Tennessee -- 1/24/13
3FG made: 2, at FIU -- 01/17/13
3FG attempts: 4, Middle Tennessee -- 1/24/13
FT made: 5, at FIU -- 01/17/13
FT attempts: 7, at FIU -- 01/17/13

North Texas 2012-13: Just missed first career double-double with 12 points, 9 rebounds vs MTSU ... One of the team's best free throw shooters at 75.0% ... Career-best 13 points on 3-of-5 shooting at FIU ... Solid 3-of-3 shooting for season-high tying 6 points vs Troy ... First start of 2012-13 vs Lehigh ... Season best 6 points on 2-of-3 shooting at SLU ... **2011-12:** Went 4-of-7 (57.1 percent) from the floor in the Sun Belt Tournament ... Earned five starts on the year, and saw action in 31 of 32 games ... Despite ranking 11th at NT in minutes, Niko finished 7th on the team in free throw attempts (25-of-43) and 6th in offensive boards (31) ... Just 1 point shy of being NT's eighth 100 point player on the year (3.2 point per game average) ... 4-of-5 shooting for 8 points at FIU ... 3 points shy of double-double vs Troy - career-high 10 boards ... 8 points, 1 block in 11 minutes vs Sam Houston State.

↳ 2012-13 STATS

Opponent	Date	qs	min	Total		3-Pointers		Free throws		Rebounds				pf	a	t/o	blk	stl	pts	avg
				fg-fga	pct	3fg-fga	pct	ft-fta	pct	off	def	tot	avg							
at Creighton	11/09/12		6	0-0	.000	0-0	.000	0-0	.000	0	0	0	0.0	2	0	0	0	0	0	0.0
vs Alabama-Huntsville	11/12/12		1	0-0	.000	0-0	.000	0-0	.000	0	0	0	0.0	0	0	0	0	0	0	0.0
vs Lamar	11/13/12		7	0-1	.000	0-0	.000	0-0	.000	0	1	1	0.3	0	1	0	0	1	0	0.0
CAMERON	11/16/12		10	0-4	.000	0-2	.000	0-0	.000	3	0	3	1.0	1	0	0	0	0	0	0.0
vs IUPUI	11/19/12		5	1-3	.333	0-0	.000	0-0	.000	2	0	2	1.2	0	0	0	0	0	2	0.4
at Virginia	11/20/12		4	0-0	.000	0-0	.000	0-0	.000	0	0	0	1.0	1	0	1	0	0	0	0.3
UT ARLINGTON	11/28/12		3	0-1	.000	0-1	.000	0-1	.000	0	0	0	0.9	1	0	0	0	0	0	0.3
LOUISIANA	12/1/12		3	0-1	.000	0-0	.000	0-0	.000	1	1	2	1.0	1	0	0	0	0	0	0.3
at Saint Louis	12/5/12		14	2-3	.667	1-1	1.000	1-1	1.000	0	4	4	1.3	2	0	0	0	0	6	0.9
JACKSON STATE	12/8/12		3	0-0	.000	0-0	.000	0-0	.000	0	0	0	1.2	0	1	0	0	0	0	0.8
SOUTHEASTERN LA.	12/16/12		7	0-1	.000	0-0	.000	0-0	.000	0	1	1	1.2	2	0	1	0	1	0	0.7
LEHIGH	12/20/12	*	10	0-1	.000	0-1	.000	0-0	.000	0	0	0	1.1	4	0	3	0	2	0	0.7
at Western Kentucky	12/29/12		9	1-1	1.000	0-0	.000	0-0	.000	1	2	3	1.2	0	0	1	0	0	2	0.8
at Middle Tennessee	12/31/12		18	0-3	.000	0-1	.000	4-4	1.000	0	0	0	1.1	2	3	0	0	0	4	1.0
TROY	1/3/13		23	3-3	1.000	0-0	.000	0-0	.000	0	3	3	1.3	0	2	1	0	1	6	1.3
ULM	1/5/13		17	0-4	.000	0-2	.000	2-2	1.000	0	3	3	1.4	2	1	0	0	2	2	1.4
at UALR	1/10/13		17	0-1	.000	0-0	.000	0-0	.000	0	3	3	1.5	2	3	3	0	0	0	1.3
SOUTH ALABAMA	1/12/13		1	0-0	.000	0-0	.000	0-0	.000	0	0	0	1.4	0	0	0	0	0	0	1.2
at FIU	01/17/13		23	3-5	.600	2-2	1.000	5-7	.714	0	5	5	1.6	0	2	1	1	0	13	1.8
at Florida Atlantic	1/19/13	*	32	0-3	.000	0-2	.000	2-2	1.000	0	4	4	1.7	3	0	0	1	1	2	1.9
MIDDLE TENNESSEE	1/24/13	*	34	5-9	.556	1-4	.250	1-3	.333	2	7	9	2.0	2	2	2	0	1	12	2.3
Totals		3	247	15-44	.341	4-16	.250	15-20	.750	9	34	43	2.0	25	15	13	2	9	49	2.3

Games played: 21
Minutes/game: 11.8
Points/game: 2.3
FG Pct: 34.1
3FG Pct: 25.0
FT Pct: 75.0

Rebounds/game: 2.0
Assists/game: 0.7
Turnovers/game: 0.6
Assist/turnover ratio: 1.2
Steals/game: 0.4
Blocks/game: 0.1

↳ CAREER STATS

Season	gp-gs	min/avg	Total		3-Point		F-Throws		Rebounds				Scoring							
			fg-fga	pct	fg-fga	pct	ft-fta	pct	off	def	tot	avg	pf	fo	ast	to	blk	stl	pts	avg
2011-12	31-5	344/11.1	36-84	.429	2-10	.200	25-43	.581	31	50	81	2.6	43	0	25	26	3	10	99	3.2
2012-13	21-3	247/11.8	15-44	.341	4-16	.250	15-20	.750	9	34	43	2.0	25	0	15	13	2	9	49	2.3
TOTAL	52-8	591/11.4	51-128	.398	6-26	.231	40-63	.635	40	84	124	2.4	68	0	40	39	5	19	148	2.8



32 Roger Franklin

Guard

Sr. ▶ 6-5 ▶ 220
Duncanville, TX ▶
(Oklahoma State)

↳ CAREER HIGHS

Points: 29, at FIU -- 01/17/13
Rebounds: 15, at ULM -- 01/14/12
Assists: 4, at UALR -- 02/23/12
Steals: 4, ULM -- 1/5/13
Blocks: 2, 7 times
FG made: 11, at FIU -- 01/17/13
FG attempts: 15, at FIU -- 01/17/13; vs Columbia -- 12/03/11
3FG made: 1, 4 times
3FG attempts: 3, at Texas -- 11/29/11
FT made: 8, Western Kentucky -- 01/12/12; Denver -- 01/21/12
FT attempts: 13, Denver -- 01/21/12

North Texas: 2012-13: Averaging 18.3 PPG on 58.8% shooting in last 3 games ... Buzzer-beating tip-in at FAU forced overtime ... Exploded for career-high 29 points on 11-of-15 shooting at FIU (previous high was 20) ... Only player on the roster to start every game in 2012-13 ... Shooting a team-best 49.1 percent ... 5th career double-double vs IUPUI ... 16 points vs Alabama-Huntsville on 7-of-12 ...

2011-12: Four double-doubles in '11-12 tied for sixth most in the Sun Belt ... 5.0 rebounds per game rank second at NT ... 16 double-digit scoring games, including career-high 20 vs WKU ... Shot 46.2 percent in the SBC Tourney ... Reached double-figures in 9 of last 15 games, including double-doubles in three of those ... Started 16 games, and appeared in all 32 ... 14th in SBC with 5.7 rebounds per league game ... 15 rebounds at ULM are the fifth most by an SBC player ... 11 of 16 blocks came in Sun Belt play ... First double-double at Texas with 13 points, 12 rebounds ... NCAA approved transfer waiver.

↳ 2012-13 STATS

Opponent	Date	qs	min	Total		3-Pointers		Free throws		Rebounds							pts	avg			
				fg-fga	pct	3fg-fga	pct	ft-fga	pct	off	def	tot	avg	pf	a	t/o			blk	stl	
at Creighton	11/09/12	*	22	4-8	.500	0-1	.000	0-0	.000	1	4	5	5.0	2	1	0	0	1	8	8.0	
vs Alabama-Huntsville	11/12/12	*	31	7-12	.583	0-0	.000	2-2	1.000	4	5	9	7.0	4	1	1	0	1	16	12.0	
vs Lamar	11/13/12	*	16	0-1	.000	0-0	.000	1-2	.500	0	1	1	5.0	2	0	1	0	0	1	8.3	
CAMERON	11/16/12	*	18	1-3	.333	0-0	.000	0-0	.000	2	4	6	5.3	4	1	2	0	0	2	6.8	
vs IUPUI	11/19/12	*	24	6-8	.750	0-0	.000	1-2	.500	3	7	10	6.2	2	1	0	1	0	13	8.0	
at Virginia	11/20/12	*	21	1-5	.200	0-0	.000	3-4	.750	4	2	6	6.2	2	1	2	2	1	5	7.5	
UT ARLINGTON	11/28/12	*	31	4-6	.667	1-1	1.000	2-5	.400	2	7	9	6.6	5	1	2	1	2	11	8.0	
LOUISIANA	12/1/12	*	34	6-7	.857	0-0	.000	2-4	.500	4	1	5	6.4	3	0	6	0	0	14	8.8	
at Saint Louis	12/5/12	*	30	1-10	.100	0-0	.000	4-4	1.000	2	2	4	6.1	3	1	3	0	0	6	8.4	
JACKSON STATE	12/8/12	*	26	3-6	.500	0-0	.000	7-9	.778	2	5	7	6.2	1	1	1	0	2	13	8.9	
SOUTHEASTERN LA.	12/16/12	*	29	6-11	.545	0-0	.000	0-0	.000	1	5	6	6.2	1	0	0	2	1	12	9.2	
LEHIGH	12/20/12	*	22	4-10	.400	0-0	.000	1-1	1.000	2	4	6	6.2	1	0	1	2	1	9	9.2	
at Western Kentucky	12/29/12	*	18	2-6	.333	0-0	.000	2-2	1.000	1	2	3	5.9	5	0	2	0	0	6	8.9	
at Middle Tennessee	12/31/12	*	22	5-12	.417	0-1	.000	1-1	1.000	0	4	4	5.8	2	0	1	0	0	11	9.1	
TROY	1/3/13	*	23	4-11	.364	1-1	1.000	1-2	.500	0	6	6	5.8	2	1	3	0	3	10	9.1	
ULM	1/5/13	*	32	3-6	.500	0-0	.000	2-5	.400	4	0	4	5.7	2	3	1	1	4	8	9.1	
at UALR	1/10/13	*	26	3-10	.300	0-1	.000	2-2	1.000	1	6	7	5.8	2	0	0	0	0	8	9.0	
SOUTH ALABAMA	1/12/13	*	25	2-7	.286	0-0	.000	6-8	.750	1	6	7	5.8	5	1	0	1	0	10	9.1	
at FIU	01/17/13	*	38	11-15	.733	0-0	.000	7-8	.875	2	6	8	5.9	3	2	4	0	3	29	10.1	
at Florida Atlantic	1/19/13	*	39	5-9	.556	0-0	.000	2-2	1.000	1	6	7	6.0	3	1	1	2	1	12	10.2	
MIDDLE TENNESSEE	1/24/13	*	31	6-8	.750	1-1	1.000	1-2	.500	0	3	3	5.9	5	1	2	1	1	14	10.4	
Totals			21	558	84-171	.491	3-6	.500	47-65	.723	37	86	123	5.9	59	17	33	13	21	218	10.4

Games played: 21
Minutes/game: 26.6
Points/game: 10.4
FG Pct: 49.1
3FG Pct: 50.0
FT Pct: 72.3

Rebounds/game: 5.9
Assists/game: 0.8
Turnovers/game: 1.6
Assist/turnover ratio: 0.5
Steals/game: 1.0
Blocks/game: 0.6

↳ CAREER STATS

Season	gp-gs	min/avg	Total		3-Point		F-Throws		Rebounds							Scoring				
			fg-fga	pct	fg-fga	pct	ft-fga	pct	off	def	tot	avg	pf	fo	ast	to	blk	stl	pts	avg
2011-12	32-16	754/23.6	102-248	.411	1-7	.143	58-86	.674	45	115	160	5.0	71	0	37	44	16	18	263	8.2
2012-13	21-21	558/26.6	84-171	.491	3-6	.500	47-65	.723	37	86	123	5.9	59	4	17	33	13	21	218	10.4
TOTAL	53-37	1312/24.8	186-419	.444	4-13	.308	105-151	.695	82	201	283	5.3	130	4	54	77	29	39	481	9.1



44 Keith Coleman

Forward/Center

So. ▶ 6-10 ▶ 245
Philadelphia, PA ▶
(Marshalltown CC)

↳ CAREER HIGHS

Points: 5, Cameron -- 11/16/12
Rebounds: 7, vs Lamar -- 11/13/12
Assists: 1, at FIU -- 01/17/13; vs Lamar -- 11/13/12
Steals: 1, 4 times
Blocks: 3, Cameron -- 11/16/12
FG made: 2, Cameron -- 11/16/12; at Virginia -- 11/20/12
FG attempts: 6, Cameron -- 11/16/12
FT made: 2, vs Alabama-Huntsville -- 11/12/12
FT attempts: 2, 4 times

North Texas 2012-13: 7 boards in win over Lamar ... Saw first career action at Creighton, tallied 2 pts & 5 boards ... Marshalltown CC: Was rated by Hot100Hoops.com as one of the nation's top-25 junior college players ... Originally signed with Nebraska ... Racked up averages of 8.0 points, 7.1 rebounds and 1.8 assists per game last year for Marshalltown (Iowa) CC ...

Will have three years of eligibility remaining for the Mean Green ... Tallied three double-doubles last season for the Tigers, including a 17-point, 13-rebound outing against Southwestern (Iowa) CC ... Shot 57.1 percent from the floor on the year and was named Honorable Mention All-Region XI.

↳ 2012-13 STATS

Opponent	Date	qs	min	Total		3-Pointers		Free throws		Rebounds				pf	a	t/o	blk	stl	pts	avg
				fg-fga	pct	3fg-fga	pct	ft-fga	pct	off	def	tot	avg							
at Creighton	11/09/12		12	1-2	.500	0-0	.000	0-1	.000	2	3	5	5.0	2	0	2	0	1	2	2.0
vs Alabama-Huntsville	11/12/12		8	0-2	.000	0-0	.000	2-2	1.000	1	2	3	4.0	2	0	0	0	0	2	2.0
vs Lamar	11/13/12		19	1-5	.200	0-0	.000	0-1	.000	1	6	7	5.0	1	1	3	1	1	2	2.0
CAMERON	11/16/12		17	2-6	.333	0-0	.000	1-2	.500	2	2	4	4.8	1	0	1	3	0	5	2.8
vs IUPUI	11/19/12		3	0-1	.000	0-0	.000	0-0	.000	0	0	0	3.8	2	0	0	0	0	0	2.2
at Virginia	11/20/12		7	2-2	1.000	0-0	.000	0-0	.000	1	0	1	3.3	1	0	1	0	0	4	2.5
UT ARLINGTON	11/28/12		4	0-0	.000	0-0	.000	0-0	.000	0	0	0	2.9	1	0	0	0	0	0	2.1
LOUISIANA	12/1/12		6	0-0	.000	0-0	.000	0-0	.000	0	0	0	2.5	1	0	0	0	0	0	1.9
at Saint Louis	12/5/12		7	1-1	1.000	0-0	.000	0-0	.000	0	1	1	2.3	1	0	0	0	0	2	1.9
JACKSON STATE	12/8/12		9	1-2	.500	0-0	.000	0-0	.000	0	2	2	2.3	2	0	0	0	0	2	1.9
SOUTHEASTERN LA.	12/16/12		6	0-2	.000	0-0	.000	0-0	.000	0	0	0	2.1	1	0	1	1	0	0	1.7
LEHIGH	12/20/12		3	0-0	.000	0-0	.000	0-2	.000	0	0	0	1.9	0	0	0	0	0	0	1.6
at Western Kentucky	12/29/12		9	0-3	.000	0-0	.000	0-0	.000	0	3	3	2.0	2	0	0	1	0	0	1.5
at Middle Tennessee	12/31/12		4	0-0	.000	0-0	.000	0-0	.000	0	1	1	1.9	1	0	0	1	0	0	1.4
ULM	1/5/13		5	1-1	1.000	0-0	.000	1-2	.500	0	0	0	1.8	0	0	1	0	0	3	1.5
at UALR	1/10/13		17	1-3	.333	0-0	.000	0-0	.000	0	1	1	1.8	0	0	0	0	0	2	1.5
SOUTH ALABAMA	1/12/13		8	0-0	.000	0-0	.000	0-0	.000	1	0	1	1.7	4	0	0	0	0	0	1.4
at FIU	01/17/13		5	0-1	.000	0-0	.000	0-0	.000	0	0	0	1.6	0	1	1	0	0	0	1.3
at Florida Atlantic	1/19/13		9	0-2	.000	0-0	.000	0-0	.000	0	2	2	1.6	0	0	0	0	0	0	1.3
MIDDLE TENNESSEE	1/24/13		6	0-0	.000	0-0	.000	0-0	.000	0	0	0	1.6	1	0	0	0	1	0	1.2
Totals		0	164	10-33	.303	0-0	.000	4-10	.400	8	23	31	1.6	23	2	10	7	3	24	1.2

Games played: 20
Minutes/game: 8.2
Points/game: 1.2
FG Pct: 30.3
FT Pct: 40.0

Rebounds/game: 1.6
Assists/game: 0.1
Turnovers/game: 0.5
Assist/turnover ratio: 0.2
Steals/game: 0.2
Blocks/game: 0.4

2012-13 SEASON STATS TEAM/INDIVIDUAL

RECORD:	OVERALL	HOME	AWAY	NEUTRAL
ALL GAMES	8-13	5-5	1-7	2-1
CONFERENCE	3-7	2-3	1-4	0-0
NON-CONFERENCE	5-6	3-2	0-3	2-1

#	Player	gp-gs	min	avg	Total		3-Point		F-Throw		Rebounds				pf	dq	a	to	blk	stl	pts	avg	
					fg-fga	fg%	3fg-fga	3fg%	ft-fga	ft%	off	def	tot	avg									
13	Mitchell, Tony	21-19	677	32.2	101-226	.447	20-70	.286	75-111	.676	55	123	178	8.5	62	2	15	55	58	25	297	14.1	
23	Williams, Jordan	21-17	620	29.5	84-216	.389	18-72	.250	61-75	.813	31	41	72	3.4	48	1	18	47	12	14	247	11.8	
03	Williams, Alzee	18-16	605	33.6	70-167	.419	5-12	.417	47-68	.691	27	34	61	3.4	20	0	27	17	2	8	192	10.7	
32	Franklin, Roger	21-21	558	26.6	84-171	.491	3-6	.500	47-65	.723	37	86	123	5.9	59	4	17	33	13	21	218	10.4	
05	Jones, Chris	13-13	358	27.5	48-118	.407	3-16	.188	33-46	.717	12	36	48	3.7	34	0	65	35	0	29	132	10.2	
01	Holmen, Jacob	15-7	235	15.7	32-84	.381	10-31	.323	10-13	.769	22	30	52	3.5	20	0	4	10	5	4	84	5.6	
04	Hardwick, P.J.	21-7	428	20.4	24-56	.429	0-1	.000	27-36	.750	11	46	57	2.7	45	0	50	39	0	21	75	3.6	
11	Patton, Justin	18-2	175	9.7	17-49	.347	1-7	.143	24-33	.727	9	20	29	1.6	20	0	6	13	0	6	59	3.3	
25	Stojiljkovic, Niko	21-3	247	11.8	15-44	.341	4-16	.250	15-20	.750	9	34	43	2.0	25	0	15	13	2	9	49	2.3	
44	Coleman, Keith	20-0	164	8.2	10-33	.303	0-0	.000	4-10	.400	8	23	31	1.6	23	0	2	10	7	3	24	1.2	
22	Overlander, Clarke	17-0	143	8.4	6-39	.154	5-36	.139	2-3	.667	1	6	7	0.4	17	0	4	4	1	6	19	1.1	
10	Mitchell, Austin	13-0	14	1.1	0-1	.000	0-0	.000	0-0	.000	1	2	3	0.2	0	0	0	1	0	1	0	0.0	
02	Walton, Brandon	1-0	1	1.0	0-0	.000	0-0	.000	0-0	.000	0	0	0	0.0	0	0	0	0	0	0	0	0.0	
Team											47	36	83		1		8						
Total.....		21	4225		491-1204	.408	69-267	.258	345-480	.719	270	517	787	37.5	374	7	223	285	100	147	1396	66.5	
Opponents.....		21	4225		499-1194	.418	140-373	.375	288-423	.681	250	516	766	36.5	399	-	262	292	76	145	1426	67.9	

TEAM STATISTICS	NT	OPP	Date	Opponent	Score	Att.		
SCORING	1396	1426	11/09/12	at Creighton	L	51-71	17139	
Points per game	66.5	67.9	11/12/12	vs Alabama-Huntsville	L	75-78	12068	
Scoring margin	-1.4	-	11/13/12	vs Lamar	w	74-59	12006	
FIELD GOALS-ATT	491-1204	499-1194	11/16/12	CAMERON	w	78-49	2673	
Field goal pct	.408	.418	11/19/12	vs IUPUI	w	80-66	1444	
3 POINT FG-ATT	69-267	140-373	11/20/12	at Virginia	L	64-80	1745	
3-point FG pct	.258	.375	11/28/12	UT ARLINGTON	L	59-72	4832	
3-pt FG made per game	3.3	6.7	* 12/11/12	LOUISIANA	L	76-80	3631	
FREE THROWS-ATT	345-480	288-423	12/5/12	at Saint Louis	L	63-67	4817	
Free throw pct	.719	.681	12/8/12	JACKSON STATE	w	83-65	2872	
F-Throws made per game	16.4	13.7	12/16/12	SOUTHEASTERN LA.	w	45-40	2645	
REBOUNDS	787	766	12/20/12	LEHIGH	L	75-90	4955	
Rebounds per game	37.5	36.5	* 12/29/12	at Western Kentucky	L	64-70	4776	
Rebounding margin	+1.0	-	* 12/31/12	at Middle Tennessee	L	57-75	3872	
ASSISTS	223	262	* 1/3/13	TROY	w	76-59	2338	
Assists per game	10.6	12.5	* 1/5/13	ULM	L	68-81	3361	
TURNOVERS	285	292	* 1/10/13	at UALR	L	53-67	3288	
Turnovers per game	13.6	13.9	* 1/12/13	SOUTH ALABAMA	w	66-56	3642	
Turnover margin	+0.3	-	* 01/17/13	at FIU	L	64-70	1109	
Assist/turnover ratio	0.8	0.9	* 1/19/13	at Florida Atlantic	Wot	61-59	1797	
STEALS	147	145	* 1/24/13	MIDDLE TENNESSEE	L	64-72	3423	
Steals per game	7.0	6.9						
BLOCKS	100	76						
Blocks per game	4.8	3.6						
ATTENDANCE	34372	64061						
Home games-Avg/Game	10-3437	8-4818						
Neutral site-Avg/Game	-	3-8506						

* = Conference game

Score by Periods	1st	2nd	OT	Totals
North Texas	651	737	8	1396
Opponents	678	742	6	1426

2012-13 SEASON STATS SUN BELT ONLY

RECORD:	OVERALL	HOME	AWAY	NEUTRAL
ALL GAMES	3-7	2-3	1-4	0-0
CONFERENCE	3-7	2-3	1-4	0-0
NON-CONFERENCE	0-0	0-0	0-0	0-0

#	Player	gp-gs	min	avg	Total		3-Point		F-Throw		Rebounds				pf	dq	a	to	blk	stl	pts	avg			
					fg-fga	fg%	3fg-fga	3fg%	ft-fta	ft%	off	def	tot	avg											
05	Jones, Chris	2-2	64	32.0	10-19	.526	1-3	.333	12-15	.800	3	5	8	4.0	5	0	8	3	0	9	33	16.5			
23	Williams, Jordan	10-9	342	34.2	44-105	.419	10-32	.313	34-40	.850	12	19	31	3.1	22	1	9	22	7	9	132	13.2			
13	Mitchell, Tony	10-10	347	34.7	43-104	.413	9-33	.273	33-50	.660	23	55	78	7.8	31	1	8	36	30	9	128	12.8			
32	Franklin, Roger	10-10	288	28.8	47-91	.516	2-4	.500	26-36	.722	14	40	54	5.4	32	3	9	20	5	12	122	12.2			
03	Williams, Alzee	7-6	245	35.0	24-59	.407	4-9	.444	14-20	.700	12	11	23	3.3	8	0	12	10	1	1	66	9.4			
04	Hardwick, P.J.	10-7	270	27.0	15-36	.417	0-0	.000	23-28	.821	4	29	33	3.3	25	0	32	27	0	9	53	5.3			
11	Patton, Justin	9-2	111	12.3	14-31	.452	0-1	.000	15-21	.714	7	14	21	2.3	9	0	2	12	0	3	43	4.8			
25	Stojiljkovic, Niko	10-2	177	17.7	12-30	.400	3-11	.273	14-18	.778	4	28	32	3.2	12	0	13	8	2	5	41	4.1			
01	Holmen, Jacob	4-2	49	12.3	5-17	.294	3-8	.375	2-4	.500	6	5	11	2.8	7	0	2	5	3	1	15	3.8			
22	Overlander, Clarke	6-0	57	9.5	3-12	.250	3-11	.273	2-3	.667	0	4	4	0.7	8	0	0	2	0	1	11	1.8			
44	Coleman, Keith	9-0	69	7.7	2-10	.200	0-0	.000	1-2	.500	1	7	8	0.9	9	0	1	2	2	1	5	0.6			
10	Mitchell, Austin	6-0	6	1.0	0-0	.000	0-0	.000	0-0	.000	0	1	1	0.2	0	0	0	1	0	0	0	0.0			
Team											14	19	33												5
Total.....		10	2025	219-514		.426	35-112	.313	176-237	.743	100	237	337	33.7	168	5	96	153	50	60	649	64.9			
Opponents.....		10	2025	251-574		.437	65-175	.371	122-188	.649	124	227	351	35.1	180	-	127	127	33	81	689	68.9			

TEAM STATISTICS	NT	OPP	Date	Opponent	Score	Att.
SCORING	649	689	* 12/1/12	LOUISIANA	L 76-80	3631
Points per game	64.9	68.9	* 12/29/12	at Western Kentucky	L 64-70	4776
Scoring margin	-4.0	-	* 12/31/12	at Middle Tennessee	L 57-75	3872
FIELD GOALS-ATT	219-514	251-574	* 1/3/13	TROY	W 76-59	2338
Field goal pct	.426	.437	* 1/5/13	ULM	L 68-81	3361
3 POINT FG-ATT	35-112	65-175	* 1/10/13	at UALR	L 53-67	3288
3-point FG pct	.313	.371	* 1/12/13	SOUTH ALABAMA	W 66-56	3642
3-pt FG made per game	3.5	6.5	* 01/17/13	at FIU	L 64-70	1109
FREE THROWS-ATT	176-237	122-188	* 1/19/13	at Florida Atlantic	Wot 61-59	1797
Free throw pct	.743	.649	* 1/24/13	MIDDLE TENNESSEE	L 64-72	3423
F-Throws made per game	17.6	12.2	* = Conference game			
REBOUNDS	337	351				
Rebounds per game	33.7	35.1				
Rebounding margin	-1.4	-				
ASSISTS	96	127				
Assists per game	9.6	12.7				
TURNOVERS	153	127				
Turnovers per game	15.3	12.7				
Turnover margin	-2.6	-				
Assist/turnover ratio	0.6	1.0				
STEALS	60	81				
Steals per game	6.0	8.1				
BLOCKS	50	33				
Blocks per game	5.0	3.3				
ATTENDANCE	16395	14842				
Home games-Avg/Game	5-3279	5-2968				
Neutral site-Avg/Game	-	0-0				

Score by Periods	1st	2nd	OT	Totals
North Texas	296	345	8	649
Opponents	307	376	6	689

2012-13 GAME-BY-GAME

Opponent	1st	2nd	Score	Mar	Total FG	FG Pct	3-Pointers	3FG Pct	Free Throws	FT Pct	Rebounds	Assist	T/Over	Block	Steal	Fouls
Creighton	25/39	26/32	51-71	(20)	22-69/24-48	.319/.500	2-16/5-18	.125/.278	5-10/18-22	.500/.818	38/39	11/14	12/13	2/6	6/4	20/12
Alabama-Huntsville	37/41	38/37	75-78	(3)	23-64/24-61	.359/.393	4-13/12-27	.308/.444	25-33/18-23	.758/.783	40/45	16/19	10/16	5/1	6/6	21/24
Lamar	36/30	38/29	74-59	+15	29-64/25-60	.453/.417	3-10/1-6	.300/.167	13-21/8-15	.619/.533	38/38	19/8	15/23	3/4	11/8	14/18
CAMERON	43/20	35/29	78-49	+29	31-68/17-64	.456/.266	5-20/8-24	.250/.333	11-17/7-9	.647/.778	50/39	14/6	11/15	9/2	5/6	13/21
IUPUI	41/31	39/35	80-66	+14	34-69/24-64	.493/.375	7-13/5-21	.538/.238	5-9/13-19	.556/.684	43/37	19/10	11/11	5/4	6/8	18/13
Virginia	22/42	42/38	64-80	(16)	21-58/27-46	.362/.587	3-19/8-11	.158/.727	19-26/18-24	.731/.750	34/28	5/18	14/15	5/5	7/7	21/20
UT ARLINGTON	31/31	28/41	59-72	(13)	18-58/24-52	.310/.462	4-23/5-9	.174/.556	19-28/19-29	.679/.655	36/43	7/12	16/19	6/2	15/10	23/23
LOUISIANA	39/39	37/41	76-80	(4)	26-57/26-53	.456/.491	4-9/9-18	.444/.500	20-28/19-26	.714/.731	34/32	7/14	19/19	5/2	11/8	22/19
Saint Louis	36/34	27/33	63-67	(4)	22-52/20-51	.423/.392	4-7/7-18	.571/.389	15-16/20-25	.938/.800	35/29	11/14	15/19	0/6	6/6	21/18
JACKSON STATE	32/33	51/32	83-65	+18	27-56/17-52	.482/.327	1-12/10-27	.083/.370	28-40/21-34	.700/.618	46/30	11/9	5/10	2/4	6/1	23/33
SOUTHEASTERN LA.	19/18	26/22	45-40	+5	18-61/14-56	.295/.250	0-11/3-14	.000/.214	9-16/9-16	.563/.563	42/51	4/4	8/19	7/1	11/2	15/16
LEHIGH	33/52	42/38	75-90	(15)	27-71/32-66	.380/.485	1-11/11-23	.091/.478	20-27/15-19	.741/.789	48/36	10/21	15/15	6/8	8/6	17/21
Western Kentucky	26/37	38/33	64-70	(6)	24-57/21-52	.421/.404	5-11/9-19	.455/.474	11-15/19-26	.733/.731	33/37	8/11	13/11	5/5	5/7	21/14
Middle Tennessee	24/37	33/38	57-75	(18)	19-56/31-61	.339/.508	4-17/5-13	.235/.385	15-19/8-16	.789/.500	33/42	11/18	12/9	3/4	3/3	18/18
TROY	39/29	37/30	76-59	+17	28-58/22-64	.483/.344	4-12/5-23	.333/.217	16-22/10-13	.727/.769	40/38	14/10	14/14	5/2	6/9	12/17
ULM	30/30	38/51	68-81	(13)	24-49/28-48	.490/.583	4-12/8-16	.333/.500	16-25/17-20	.640/.850	19/30	12/13	12/14	6/1	8/8	12/20
UALR	32/27	21/40	53-67	(14)	19-47/29-57	.404/.509	3-9/5-9	.333/.556	12-17/4-10	.706/.400	32/30	8/18	17/8	3/6	1/13	11/12
SOUTH ALABAMA	36/22	30/34	66-56	+10	18-51/18-64	.353/.281	1-9/5-21	.111/.238	29-34/15-29	.853/.517	42/46	7/5	12/12	7/3	6/3	22/24
FIU	24/36	40/34	64-70	(6)	21-43/26-64	.488/.406	3-7/7-23	.429/.304	19-25/11-16	.760/.688	34/31	12/12	23/15	5/4	8/15	18/17
Florida Atlantic	23/22	30/31	61-59	+2	18-47/21-57	.383/.368	2-9/7-20	.222/.350	23-31/10-17	.742/.588	38/36	10/13	12/12	6/3	6/5	15/20
MIDDLE TENNESSEE	23/28	41/44	64-72	(8)	22-49/29-54	.449/.537	5-17/5-13	.294/.385	15-21/9-15	.714/.600	32/29	7/13	19/13	5/3	6/10	17/19

Note: Game totals are displayed in the format TEAM/OPPONENT for each category

2012-13 STAT EXTRAS

NORTH TEXAS

OPPONENTS

	Pts	Pts	2nd	Fast	Bench
	Paint	Off TO	Chance	Break	Pts
<i>Creighton</i>	32	11	14	8	7
<i>Alabama-Huntsville</i>	28	14	22	8	8
Lamar	40	24	11	14	17
Cameron	32	13	12	8	26
IUPUI	44	20	18	20	16
<i>Virginia</i>	30	21	17	11	14
<i>UT Arlington</i>	20	14	13	10	14
<i>Louisiana</i>	28	24	5	10	18
<i>Saint Louis</i>	20	11	7	4	10
Jackson State	44	9	17	10	21
Southeastern Louisiana	22	16	14	4	11
<i>Lehigh</i>	42	13	25	6	48
<i>Western Kentucky</i>	26	11	16	10	29
<i>Middle Tennessee</i>	22	13	13	0	11
Troy	44	11	14	14	19
<i>ULM</i>	26	17	5	2	5
<i>UALR</i>	16	14	13	4	2
South Alabama	18	14	10	8	4
<i>FIU</i>	18	16	6	4	14
Florida Atlantic	26	11	5	4	1
<i>Middle Tennessee</i>	28	10	7	10	1
Averages	28.9	14.6	12.6	8.0	14.1

Pts	Pts	2nd	Fast	Bench
Paint	Off TO	Chance	Break	Pts
30	11	8	5	20
20	7	21	6	26
32	18	14	10	26
16	9	7	7	34
34	17	23	4	35
28	18	6	7	32
36	15	9	18	33
26	21	14	0	6
18	13	10	5	28
10	12	2	3	30
18	5	4	6	15
40	20	16	13	14
20	10	11	7	10
38	14	15	6	33
26	11	22	0	35
24	14	4	6	26
30	25	15	6	28
16	12	19	0	13
34	33	13	6	13
22	14	3	0	21
30	20	6	9	25
26.1	15.2	11.5	5.9	24.0

2007, 2010 SUN BELT CONFERENCE CHAMPIONS

8-13, 3-7 SUN BELT WEST

9 NORTH TEXAS 63 at Saint Louis 67
Chaifitz Arena • Saint Louis, Mo. • 12/5/12

Mean Green (3-6, 0-1) FG-A 3G-A FT-A O D T PF Pts A TO B S Min
01 Holmen, Jacob f 0 4 0 2 0 0 0 2 2 2 0 1 0 0 0 21
13 Mitchell, Tony f 7 12 2 3 2 2 3 5 8 4 18 0 3 0 1 28
32 Franklin, Roger f 1 10 0 0 4 4 2 2 4 3 6 1 3 0 0 30
03 Williams, Alzee g 3 5 0 0 2 2 0 2 2 1 8 1 0 0 0 35
05 Jones, Chris g 8 13 1 1 4 5 1 6 7 2 21 7 6 0 3 37
04 Hardwick, P.J. 0 0 0 0 2 2 0 0 0 1 2 0 2 0 2 3
11 Patton, Justin 0 0 0 0 0 0 0 0 0 2 0 1 0 0 0 2
22 Overlander, Clarke 0 0 0 0 0 0 0 0 0 0 0 0 0 0 0 3
23 Williams, Jordan 0 4 0 0 0 0 0 3 3 2 0 0 1 0 0 20
25 Stojilkovic, Niko 2 3 1 1 1 1 0 4 4 2 6 0 0 0 0 14
44 Coleman, Keith 1 1 0 0 0 0 0 1 1 1 2 0 0 0 0 7
TEAM 22 52 4 7 15 16 9 26 35 21 63 11 15 0 6 200
Totals 22 52 4 7 15 16 9 26 35 21 63 11 15 0 6 200

Saint Louis (5-3) FG-A 3G-A FT-A O D T PF Pts A TO B S Min
21 EVANS, Dwayne f 2 3 0 0 5 6 2 2 4 4 9 2 2 1 1 26
32 REMEKUN, Cory f 2 3 0 0 0 0 2 0 2 5 4 1 1 3 1 24
51 LOE, Rob c 0 5 0 0 3 1 2 0 4 4 2 1 0 0 0 18
05 JETT, Jordair g 7 14 1 1 2 5 1 3 4 2 17 4 1 0 1 37
11 MCCALL JR, Mike g 2 11 2 5 2 2 1 1 2 2 8 7 2 0 1 34
24 ELLIS, Cody 3 8 3 6 8 8 0 6 6 2 17 0 0 2 2 28
30 BARNETT, Jake 2 5 1 3 0 0 0 0 0 5 0 2 0 0 2 23
54 MANNING, John 2 2 0 0 2 2 0 1 1 1 6 0 1 0 0 10
TEAM 1 5 6
Totals 20 51 7 18 20 25 7 22 29 18 67 14 9 6 6 200

1st 2nd Tot FG% 3FG% FT% Paint Off/To 2nd FB Bench
North Texas 36 27 63 42.3 57.1 93.8 20 11 7 4 10
Saint Louis 34 33 67 39.2 38.9 80.0 18 13 10 5 28
Officials: Pat Adams, Bryan Anslinger, Jamie Luckie
Attendance: 4,817

10 NORTH TEXAS 83 vs JACKSON STATE 65
The Super Pit • Denton, Texas • 12/8/12

Mean Green (4-6, 0-1) FG-A 3G-A FT-A O D T PF Pts A TO B S Min
01 Holmen, Jacob f 3 5 0 1 3 3 2 2 4 2 9 0 0 0 0 12
13 Mitchell, Tony f 6 9 0 2 3 7 2 9 11 2 15 1 1 2 2 31
32 Franklin, Roger f 3 6 0 0 7 9 2 5 7 1 13 1 1 0 2 26
03 Williams, Alzee g 5 8 0 0 4 5 2 3 5 2 14 2 1 0 1 36
05 Jones, Chris g 3 10 0 3 5 6 0 1 1 4 11 3 2 0 0 24
04 Hardwick, P.J. 1 2 0 0 0 2 1 2 3 4 2 2 0 0 1 17
10 Mitchell, Austin 0 0 0 0 0 0 0 1 1 0 0 0 0 0 0 2
11 Patton, Justin 1 2 0 0 4 6 0 2 4 6 0 0 0 0 0 11
22 Overlander, Clarke 0 2 0 2 0 0 0 1 1 0 0 0 0 0 0 4
23 Williams, Jordan 4 10 1 4 2 2 0 4 4 2 11 1 0 0 0 25
25 Stojilkovic, Niko 0 0 0 0 0 0 0 0 0 0 0 0 0 0 0 3
44 Coleman, Keith 1 2 0 0 0 0 0 0 2 2 2 0 0 0 0 9
TEAM 3 2 5
Totals 27 56 1 12 28 40 12 34 46 23 83 11 5 2 6 200

Jackson State (0-5) FG-A 3G-A FT-A O D T PF Pts A TO B S Min
32 READUS, Willie f 0 4 0 0 0 0 1 4 5 3 0 0 3 0 0 17
44 GREGORY, Raymond c 1 2 0 0 0 0 2 3 5 5 2 0 0 0 0 18
12 HOWARD, Kelsey g 2 7 1 4 4 6 0 4 4 3 9 0 3 0 0 26
13 WILLIAMS, Christian g 6 11 5 9 7 9 2 2 4 4 3 24 3 0 1 1 34
15 LEWIS, Jonathan g 0 1 0 1 0 0 0 0 0 3 0 1 0 0 0 21
04 STUBBS, Jeff 0 1 0 0 1 2 0 0 1 1 1 0 1 0 0 9
05 NELSON, Dundercous 3 8 0 3 5 10 0 1 1 5 11 1 1 0 0 12
10 BALLARD, Travis 0 0 0 0 0 0 0 0 0 0 0 0 0 0 0 1
11 STEWART, Keeslee 2 5 2 4 1 3 0 0 0 0 7 2 0 0 0 12
20 COLEMAN, Sydney 1 2 0 0 0 0 1 0 1 2 2 2 0 1 3 0 21
21 WILLIAMS, Phillip 2 11 2 6 1 2 0 3 3 4 7 1 0 0 0 15
22 DEMOUCHE, Kenny 0 0 0 0 0 0 0 0 0 2 0 1 0 0 0 5
23 SMITH, Kenny 0 0 0 0 2 2 0 0 0 0 2 0 0 0 0 3
25 JONES, Davon 0 0 0 0 0 0 0 0 0 2 0 0 1 0 0 6
TEAM 3 3 6
Totals 17 52 10 27 21 34 9 21 30 33 65 9 10 4 1 200

1st 2nd Tot FG% 3FG% FT% Paint Off/To 2nd FB Bench
North Texas 32 51 83 48.2 8.3 70.0 44 9 17 10 21
Jackson State 33 32 65 32.7 37.0 61.8 10 12 2 3 30
Officials: Kyle Chambers, Reinaldo Acosta, Landon Brandes
Attendance: 2,872

11 NORTH TEXAS 45 vs SOUTHEASTERN LOUISIANA 40
The Super Pit • Denton, Texas • 12/16/12

Mean Green (5-6, 0-1) FG-A 3G-A FT-A O D T PF Pts A TO B S Min
01 Holmen, Jacob f 1 6 0 2 0 0 3 2 5 0 2 0 1 0 0 23
13 Mitchell, Tony f 1 9 0 0 3 6 8 2 8 10 2 8 0 1 3 0 34
32 Franklin, Roger f 6 11 0 0 0 0 1 5 6 1 12 0 0 2 1 29
03 Williams, Alzee g 5 12 0 0 1 3 1 2 3 0 11 1 0 0 2 34
05 Jones, Chris g 0 7 0 2 1 2 1 3 4 4 1 1 0 0 3 25
04 Hardwick, P.J. 1 3 0 0 0 0 0 2 2 0 2 1 1 0 1 12
11 Patton, Justin 0 2 0 1 1 2 1 1 2 2 1 1 0 0 2 10
22 Overlander, Clarke 0 2 0 2 0 0 0 0 0 1 0 0 0 1 1 5
23 Williams, Jordan 4 6 0 1 0 1 2 2 4 2 8 0 1 0 0 15
25 Stojilkovic, Niko 0 1 0 0 0 0 0 1 1 2 0 0 1 0 1 7
44 Coleman, Keith 0 2 0 0 0 0 0 0 0 1 0 0 1 1 0 6
TEAM 2 3 5
Totals 18 61 0 11 9 16 13 29 42 15 45 4 8 7 11 200

Southeastern (1-7) FG-A 3G-A FT-A O D T PF Pts A TO B S Min
02 Woods, Roger f 1 1 0 0 0 2 2 3 5 1 2 0 2 0 0 20
10 Johnson, Roosevelt f 0 1 0 0 0 0 0 0 0 0 0 0 0 0 0 2
01 Evans, Dre g 0 5 0 3 0 0 0 4 4 0 0 1 4 0 0 23
05 Fortenberry, Brandon g 7 17 2 6 3 6 2 9 11 2 19 1 3 0 1 38
24 Ricard, Jeffery g 0 16 0 2 4 4 1 2 3 2 4 1 5 0 1 33
11 Benton, Antonio 3 7 1 1 2 2 4 4 8 3 9 0 2 1 0 29
21 James, Jamaal 1 2 0 0 0 0 1 0 1 3 2 0 0 0 0 14
22 Campbell, Jeremy 0 1 0 0 0 0 0 1 1 0 0 0 1 0 0 7
23 Nelson, Todd 0 3 0 2 0 2 0 4 4 3 0 0 1 0 0 17
25 Petrovic, Jan 0 1 0 0 0 0 1 1 2 1 0 1 1 0 0 10
33 Ochie, Onochie 2 2 0 0 0 0 0 2 2 1 4 0 0 0 0 7
TEAM 5 5 10
Totals 14 56 3 14 9 16 16 35 51 16 40 4 19 1 2 200

1st 2nd Tot FG% 3FG% FT% Paint Off/To 2nd FB Bench
North Texas 19 26 45 29.5 0.0 56.3 22 16 14 4 11
Southeastern 18 22 40 25.0 21.4 56.3 18 5 4 6 15
Officials: Ray Natili, Patrick Evans, Byron Jarrett
Attendance: 2,645

12 NORTH TEXAS 75 vs LEHIGH 90
The Super Pit • Denton, Texas • 12/20/12

Mean Green (5-7, 0-1) FG-A 3G-A FT-A O D T PF Pts A TO B S Min
01 Holmen, Jacob f 3 7 0 1 0 0 1 3 4 1 6 0 1 1 0 19
25 Stojilkovic, Niko f 0 1 0 1 0 0 0 0 0 0 0 0 3 0 2 10
32 Franklin, Roger f 4 10 0 0 1 1 2 4 6 1 9 0 1 2 1 22
05 Jones, Chris g 0 8 0 0 0 0 1 3 4 0 0 7 4 0 1 23
23 Williams, Jordan g 4 10 0 2 4 5 3 4 7 1 12 2 1 0 1 27
03 Williams, Alzee 6 14 0 1 8 8 4 4 8 1 20 0 2 0 0 32
04 Hardwick, P.J. 1 1 0 0 0 0 0 2 2 4 2 1 1 0 2 14
10 Mitchell, Austin 0 0 0 0 0 0 0 0 0 0 0 0 0 0 0 1
11 Patton, Justin 0 4 0 2 2 2 0 1 1 1 2 0 1 0 0 9
13 Mitchell, Tony 8 13 1 2 5 9 3 6 9 3 22 0 1 3 1 31
22 Overlander, Clarke 1 3 0 2 0 0 1 0 1 1 2 0 0 0 0 9
44 Coleman, Keith 0 0 0 0 0 2 0 0 0 0 0 0 0 0 0 3
TEAM 5 1 6
Totals 27 71 1 11 20 27 20 28 48 17 75 10 15 6 8 200

Lehigh (9-2) FG-A 3G-A FT-A O D T PF Pts A TO B S Min
20 Greiner, Holden f 6 11 0 2 3 4 3 5 8 3 15 2 3 2 1 36
42 Knutson, Gabe f 10 14 4 5 4 4 0 2 2 4 28 4 3 2 1 31
01 D'Orazio, Anthony g 3 7 2 3 0 1 1 6 7 2 8 1 0 0 2 22
11 McKnight, Mackey g 8 18 2 6 7 9 1 3 4 0 25 7 6 0 1 36
21 Cvrkalj, Stefan g 0 0 0 0 0 0 0 1 1 3 0 0 1 0 0 9
04 Carter, Devon 0 0 0 0 0 0 0 0 0 0 0 0 1 0 0 1
05 Goodman, Cory 0 0 0 0 0 0 0 0 0 0 0 0 0 0 0 1
10 Bailey, B.J. 1 5 1 3 0 0 1 4 5 1 3 1 0 0 0 23
15 Schaefer, Corey 3 8 2 4 0 0 0 5 5 2 8 4 0 2 1 25
23 Stagers, Tyrone 0 0 0 0 0 0 0 0 0 0 0 0 0 0 0 1
40 Goldsborough, Justin 1 1 0 0 1 1 0 0 0 1 3 1 0 1 0 6
44 Baltimore, Conroy 0 2 0 0 0 0 1 0 1 4 0 1 1 1 0 9
TEAM 2 1 3
Totals 32 66 11 23 15 19 9 27 36 21 90 21 15 8 6 200

1st 2nd Tot FG% 3FG% FT% Paint Off/To 2nd FB Bench
North Texas 33 42 75 38.0 9.1 74.1 42 13 25 6 48
Lehigh 52 38 90 48.5 47.8 78.9 40 20 16 13 14
Officials: Vladimir Tadal, Tim Comer, Jarrod Malbrough
Attendance: 4,955

21 NORTH TEXAS 64 vs MIDDLE TENNESSEE 72
 The Super Pit • Denton, Texas • 1/24/13

Mean Green (8-13, 3-7 SBC)		FG-A	3G-A	FT-A	O	D	T	PF	Pts	A	TO	B	S	Min.															
13	Mitchell, Tony	f	4	11	1	5	1	3	1	5	6	3	10	0	7	4	0	39											
25	Stojiljkovic, Niko	f	5	9	1	4	1	3	2	7	9	2	12	2	2	0	1	34											
32	Franklin, Roger	f	6	8	1	1	1	2	0	3	3	5	14	1	2	1	1	31											
04	Hardwick, P.J.	g	2	5	0	0	3	3	1	1	2	3	7	4	1	0	1	40											
23	Williams, Jordan	g	5	16	2	7	8	8	1	3	4	2	20	0	2	0	2	38											
11	Patton, Justin	g	0	0	0	0	1	2	1	0	1	0	1	0	4	0	0	4											
22	Overlander, Clarke	g	0	0	0	0	0	0	0	1	1	1	1	0	0	0	0	8											
44	Coleman, Keith	g	0	0	0	0	0	0	0	0	0	1	0	0	0	0	1	6											
TEAM														4	2	6	1												
Totals														22	49	5	17	15	21	10	22	32	17	64	7	19	5	6	200

Blue Raiders (17-4, 9-1 SBC)		FG-A	3G-A	FT-A	O	D	T	PF	Pts	A	TO	B	S	Min.															
01	Hunter, Neiko	f	5	7	0	0	0	0	1	3	4	3	10	0	5	0	0	17											
30	Sulton, JT	f	5	6	0	0	1	4	2	2	4	3	11	0	1	0	0	23											
13	Massey, Bruce	g	3	5	0	1	0	0	0	1	1	3	6	3	2	1	2	25											
14	Knight, Marcos	g	5	10	0	2	5	6	0	4	4	3	15	5	1	1	3	29											
24	Hammonds, Kerry	g	2	5	0	2	1	3	1	3	4	0	5	1	2	0	2	23											
03	Gallman, James	g	5	8	3	5	0	0	1	0	1	0	13	0	0	0	0	20											
05	Knight, Tweety	g	0	1	0	0	2	2	0	0	0	2	2	4	0	0	1	15											
12	Jones, Shawn	g	1	6	0	0	0	0	1	4	5	2	2	0	0	0	1	28											
15	Cintron, Raymond	g	2	3	2	3	0	0	0	1	1	3	6	0	2	1	1	8											
21	Walker, Torin	g	0	1	0	0	0	0	1	0	1	0	0	0	0	0	0	2											
22	Jones, Jason	g	1	2	0	0	0	0	0	0	0	0	2	0	0	0	0	10											
TEAM														1	3	4													
Totals														29	54	5	13	9	15	8	21	29	19	72	13	13	3	10	200

	1st	2nd	Tot	FG%	3FG%	FT%	Paint	Off/To	2nd	FB	Bench
North Texas	23	41	64	44.9	29.4	71.4	28	10	7	10	1
Blue Raiders	28	41	64	53.7	38.5	60.0	30	20	6	9	25


Officials: Ray Natili, Anthony Jordan, Marc Ellard

Attendance: 3,423

RADIO-TV CHART



1 Jacob Holmen
6-8 • 225 • Sr. • F
Whitehouse, Texas




2 Brandon Walton
6-2 • 205 • Sr. • G
Compton, Calif.



3 Alzee Williams
6-4 • 180 • Jr. • G
Dallas




4 P.J. Hardwick
5-10 • 170 • Fr. • G
Miami




5 Chris Jones
6-2 • 202 • So. • G
Garland, Texas




10 Austin Mitchell
6-1 • 180 • Fr. • G
Plano, Texas



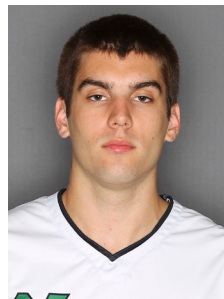
11 Justin Patton
6-7 • 200 • Sr. • F
Bossier City, La.




13 Tony Mitchell
6-8 • 235 • So. • F
Dallas




21 T. J. Taylor
6-3 • 220 • So. • G
Denison, Texas




22 Clarke Overlander
6-5 • 210 • Fr. • G
Argyle, Texas




23 Jordan Williams
6-6 • 195 • So. • G
Dallas



25 Niko Stojiljkovic
6-9 • 215 • Sr. • F
Paris, France



32 Roger Franklin
6-5 • 220 • Sr. • G/F
Duncanville, Texas



44 Keith Coleman
6-10 • 245 • So. • F/C
Philadelphia, Penn.



HEAD COACH
Tony Benford



NORTH TEXAS BASKETBALL