

NORTH TEXAS BASKETBALL

Stephen Howard • Asst. Director Media Relations • Office: 940.369.8548 • Cell: 817.793.5199 • stephen.howard@unt.edu

2012-13 SCHEDULE

NOVEMBER

9	at No. 16/15 Creighton	L 71-51
12	vs. Alabama-Huntsville #	L 78-75
13	vs. Lamar #	W 74-59
16	Cameron	W 78-49
19	vs. IUPUI %	W 80-66
20	vs. Virginia %	L 80-64
28	UT Arlington (TXA21)	L 72-59

DECEMBER

1	Louisiana-Lafayette *	L 80-76
5	at St. Louis (FSN-Midwest)	L 67-63
8	Jackson State	W 83-65
16	Southeastern Louisiana	W 45-40
20	Lehigh	L 90-75
29	at Western Kentucky * (HSSN)	L 70-64
31	at Middle Tennessee * (ESPNU)	L 75-57

JANUARY

3	Troy *	W 76-59
5	ULM *	L 81-68
10	at UALR *	7 p.m.
12	South Alabama *	7 p.m.
17	at FIU *	6:30 p.m.
19	at Florida Atlantic *	6 p.m.
24	Middle Tennessee *	7 p.m.
26	UALR *	7 p.m.
31	at Louisiana-Lafayette *	7 p.m.

FEBRUARY

2	at Arkansas State *	7 p.m.
7	Western Kentucky * (TXA21)	7 p.m.
9	FIU *	7 p.m.
14	at ULM *	7:30 p.m.
16	at Troy * (Sun Belt Network)	7 p.m.
21	Florida Atlantic *	7 p.m.
23	at South Alabama *	7 p.m.
28	Arkansas State *	7 p.m.

MARCH

8-11 Sun Belt Conference Tournament \$

NIT Season Tip-Off (Midwest Regional; Manhattan, Kan.)

% NIT Season Tip-Off (Consolation Round; Charlottesville, Va.)

* Sun Belt Conference Game

\$ Sun Belt Tournament - Hot Springs, Ark.

All times Central

GAME 17 - UALR TROJANS



North Texas (6-9, 1-3 SBC) at UALR (9-8, 3-3 SBC)

Jan. 10, 2013 • 7:00 p.m.

Little Rock, Ark. • Jack Stephens Center (5,600)

Radio: MGRN - 88.1 KNTU-FM, 95.3 KHYI-FM

TV: None • Webcast: MeanGreenSports.com

Series: UALR leads 16-9 • Streak: NT won last 3 at UALR

Last Meeting: NT won 75-67 (OT) on Feb. 23, 2012 at UALR

NORTH TEXAS PROBABLE STARTERS

4 P.J. HARDWICK 5-10 • 170 • G • FR. MIAMI, FL.		PPG: 2.1 RPG: 1.8 FG%: 51.7 FT%: 44.4 APG: 2.0 MPG: 15.6	13 assists, 1.9 A/TO in 2 career starts (last 2 games) ... 1 of 3 NT players with a +1.6 A/TO ratio or better ... Second at NT with 32 assists ... Coming off career high 8 points against ULM.
23 JORDAN WILLIAMS 6-6 • 195 • G • SO. DALLAS, TEXAS		PPG: 11.7 RPG: 3.3 FG%: 39.4 FT%: 76.0 APG: 0.8 MPG: 27.8	76.0 FT% ranks 8th in the SBC ... Career 50.0% shooter inside 3-pt arch ... Career-high 26 pts vs UAH ... 22 career double-digit games, including five straight ... 25 career starts.
11 JUSTIN PATTON 6-7 • 200 • F • SR. BOSSIER CITY, LA.		PPG: 3.7 RPG: 1.5 FG%: 37.8 FT%: 73.9 SPG: 0.4 MPG: 9.9	Team-high tying 16 points vs ULM - career high ... Fully recovered from knee scope in late Oct ... Sat out 2011-12 after transferring from Grambling ... Scored in last 7 games.
32 ROGER FRANKLIN 6-5 • 220 • G/F • SR. DUNCANVILLE, TEXAS		PPG: 9.1 RPG: 5.7 FG%: 46.7 FT%: 67.4 BPG: 0.6 SPG: 1.0	5 career double-doubles (last vs IUPUI) ... 1 board shy of 2 more double-doubles in '12-13 ... Shooting 46.7 FG% ... Posted 21 double-digit scoring games ... 32 career starts.
13 TONY MITCHELL 6-8 • 235 • F • SO. DALLAS, TEXAS		PPG: 14.8 RPG: 9.1 FG%: 47.0 FT%: 69.7 BPG: 2.6 MPG: 30.6	Preseason All-American ... SBC Preseason POY ... 24th in NCAA, 1st in SBC with 2.6 BPG ... 15 double-doubles ... 4th in SBC, 42nd in NCAA with 9.1 RPG ... 36 starts ... 111 career blocks.

NORTH TEXAS RESERVES

Pos	No	Name	Ht	Wt	Yr	Hometown	Pts / Reb / Other
F	1	Jacob Holmen	6-8	225	Sr.	Whitehouse, Texas	6.0 / 3.6 / 33.3 3FG%
G	2	Brandan Walton	6-2	205	Sr.	Compton, Calif.	-
G	3	Alzee Williams	6-4	180	Jr.	Dallas	10.3 / 3.4 / 1.5 APG
G	5	Chris Jones	6-2	202	So.	Garland, Texas	10.2 / 3.7 / 5.0 APG
G	10	Austin Mitchell	6-1	180	Fr.	Plano, Texas	0.0 / 0.2 / 1 steal
G	21	T.J. Taylor	6-3	220	So.	Denison, Texas	-
G	22	Clarke Overlander	6-5	210	Fr.	Argyle, Texas	1.2 / 0.4 / 6 steals
F	25	Niko Stojiljkovic	6-9	215	Sr.	Paris, France	1.4 / 1.4 / 0.5 APG
F	44	Keith Coleman	6-10	245	So.	Philadelphia	1.5 / 1.8 / 7 blocks



ALL-AMERICAN TONY MITCHELL

• **CBS SPORTS**

Preseason All-America (Second Team)
Preseason No. 7 Ranked Player in NCAA

• **ESPN**

Preseason All-America (Second Team)

• **BASKETBALL TIMES MAGAZINE**
Featured on Oct. Issue Cover

• **JOHN WOODEN AWARD**

Wooden Award Preseason Top 50 Player

• **BLUE RIBBON REPORT**

Preseason All-America (Third Team)

• **LINDY'S SPORTS**

No. 2 Center in the Nation

• **SUN BELT CONFERENCE**

Preseason Player of the Year

• **LEBRON JAMES, AMAR'E STOUDEMIRE
SKILLS ACADEMY STANDOUT**

• **ATHLON SPORTS**

Preseason All-America (Second Team)
No. 3 Inside-Out Player in the Country



BY THE NUMBERS

 **111** CAREER BLOCKS - 2.9 PER GAME

 **14.7** CAREER POINTS PER GAME

 **9.8** CAREER REBOUNDS PER GAME

 **15** CAREER DOUBLE-DOUBLES

 **52.4** PERCENT CAREER SHOOTER

 **37.4** CAREER 3-POINT SHOOTER

ATHLETIC MEDIA RELATIONS

Eric Capper - Assoc. AD/Media Relations
940-565-2476 • eric.capper@unt.edu

Stephen Howard - Asst. Director (MBB)
940-369-8548 • 817-793-5199 (cell)
stephen.howard@unt.edu

Media Information

Credentials

Working press credentials can be requested by contacting Stephen Howard (940-369-8548). Full-season and single-game passes will be mailed whenever possible. If not, they will be left at the Will Call table located at Gate C in the Super Pit.

Player Interviews

All interviews with North Texas players must be arranged through the Media Relations Office. Please contact Stephen Howard.

Tony Benford Interviews

All interviews with North Texas head coach Tony Benford must be arranged through the Media Relations Office. Please contact Stephen Howard.

Post-Game Interviews

The Mean Green locker room is closed at all times. Coach Benford and requested players will be available for interviews postgame after a brief cooling off period.

Practice Coverage

North Texas basketball practice is always open to the media. Practice times are usually scheduled for 3:30-6 p.m., and players and coaches are available for interviews prior to each practice, on a prearranged basis through the athletic media relations office.

Quick Facts

Location: Denton, Texas
Founded: 1890
Enrollment: 35,694
Nickname: Mean Green
Colors: Green and White
Home Arena: The Super Pit (10,500)
Affiliation: Division I
Conference: Sun Belt (C-USA 2013-14)
Head Coach: Tony Benford (1st Year)
Record at North Texas: 6-10, 1-4 SBC
Overall Record: Same
Program All-Time Record: 1,070-1,203-1

Quick Hitters

- Jordan Williams is shooting exactly 100-of-200 from inside the 3-point line for his career.
- Alzee Williams shot a combined 62.5 percent from the floor in two meetings with UALR last year.

Picking Up The Slack - North Texas' unfortunate injury situations have allowed others to shine:

- **P.J. Hardwick** has averaged 6.5 assists per game since entering the starting lineup, and has posted a 1.9 assist to turnover ratio - the exact same mark as Chris Jones on the year.
- **Justin Patton** poured in a career-high 16 points on 6-of-11 shooting against ULM, and is averaging 10.0 points in two starts.
- **Jordan Williams** is averaging 14.6 points on 45.6 percent shooting over the last five outings.

Eight Blocks Away - Tony Mitchell is just the second player in North Texas history to reach the century mark in blocks, and is now just eight blocks shy of the NT record. The sophomore has 111 career blocks (2.9 per game), and has his eyes set on Jeffrey Simpson's school record of 119 set from 2004-06.

New Year's, Baby! - Tony Mitchell, who posted 29 points and 15 rebounds against Troy on Jan. 3, has been unstoppable in 19 career games after the start of the new year. The sophomore's career high games in points, rebounds, assists and blocks all came after the holidays.

Mitchell Before/After New Year

Category	Before	After
Games	20	19
PPG	12.7	16.9
RPG	8.3	11.5
FG%	48.6	56.0
BPG	2.4	3.3
3FG%	30.4	44.4

Banged Up - Just 16 games into the season, NT's injuries have already accounted for 22 individual games missed in 2012-13. NT, which lost Brandan Walton for the year and Justin Patton for the first the season's first month, will be without the services of point guard Chris Jones indefinitely.

Running Mean Green - Transition points are the key to North Texas' game, and fast-break buckets are a pretty good indicator of Mean Green success. In wins, NT is averaging 11.7 fast-break points, but that figure drops to 6.9 in its losses.

INSIDE THE MATCHUP

- North Texas has won five of the last six regular season meetings with the Trojans, including a 75-67 overtime win over UALR in Little Rock. UALR leads the all-time series 16-9, including a 14-7 mark since North Texas joined the Sun Belt Conference in 2000-01. UALR took the meeting in Denton last season, 69-66.

- One of the Sun Belt's toughest venues, North Texas has picked up wins in its last three trips to the Jack Stephens Center. Opened in 2005-06, North Texas lost its first four games in the arena before picking up wins in 2010 (83-78), 2011 (72-69) and 2012 (75-67 OT). NT's last five games at the Stephens Center have been decided by a total of 19 points (3.8 average deciding margin).

- If recent history is any indication, fans are in for an edge-of-their-seat game when North Texas and UALR tip off on Thursday. Since joining the Sun Belt in 2000-01, 12 of the 21 meetings between these two schools have either been decided in overtime or by less than five points. As a matter of fact, eight of the last 11 games have been decided by five points or less.

- Two of the Sun Belt's top defensive units will square off on Thursday when NT and UALR take the floor. North Texas is holding its opponents to 41.9 percent shooting, which ranks fourth in the league. That's not far behind the Trojans' 41.3, which ranks third. UALR is among the best at perimeter defense as well, holding their opponents to 29.2 percent shooting from beyond the arch - second in the SBC.

- Alzee Williams has had success against the Trojans in his career, especially recently. Williams posted 25 points on 8-of-14 shooting in the last outing against UALR (NT 75-67 OT). He shot a combined 62.5 percent in the two meetings last year, and is averaging a team-high 11.8 points on 56.7 percent shooting for his career against this West Division rival.

TALE OF THE TAPE

Mean Green	Trojans
68.0	68.1
-0.9	+2.2
40.6	42.5
25.5	34.9
70.2	65.7
+0.9	-0.6
11.2	12.8
12.6	15.4
7.5	7.2
4.6	4.1

SUN BELT CONFERENCE

SBC STANDINGS

(As of Jan. 8)

EAST DIVISION

Team	Sun Belt	Overall
Middle Tennessee	4-1 .800	12-4 .750
WKU	4-2 .667	10-7 .588
South Alabama	4-2 .667	7-7 .500
Florida Atlantic	3-2 .600	8-8 .500
FIU	2-3 .400	7-7 .500
Troy	1-4 .200	6-10 .375

WEST DIVISION

Team	Sun Belt	Overall
Arkansas State	4-2 .667	10-5 .667
UALR	3-3 .500	9-8 .529
Louisiana-Monroe	2-3 .400	3-8 .273
Louisiana-Lafayette	2-4 .333	6-11 .353
North Texas	1-4 .200	6-10 .375

NORTH TEXAS SBC RANKINGS

(As of Jan. 8)

OVERALL RANKINGS

Category	Stat	Rank
Scoring Offense	68.9	7
Scoring Defense	68.9	8
Scoring Margin	-0.9	6
Free Throw Pct	.702	4
Field Goal Pct	.406	9
Defensive Field Goal Pct	.419	4
3-Point FG Pct	.255	10
Defensive 3-Point FG Pct	.387	11
Rebounding Offense	38.1	2
Rebounding Defense	37.1	7
Rebounding Margin	0.9	4
Blocks	4.6	3
Assists	11.2	8
Steals	7.5	6
Turnover Margin	+1.88	4
Assist/Turnover Ratio	0.90	3
Offensive Rebounds	14.1	1
Defensive Rebounds	23.9	4
Defensive Rebound Pct	.672	3
Offensive Rebound Pct	.357	4
3-Point FG Made	3.4	11

SUN BELT ONLY RANKINGS

Category	Stat	Rank
Scoring Offense	68.2	6
Scoring Defense	73.0	10
Scoring Margin	-4.8	9
Free Throw Pct	.716	2
Field Goal Pct	.437	6
Defensive Field Goal Pct	.460	10
3-Point FG Pct	.344	8
Defensive 3-Point FG Pct	.404	10
Rebounding Offense	31.8	10
Rebounding Defense	35.8	8
Rebounding Margin	-4	8
Blocks	4.8	3
Assists	10.4	10
Steals	6.6	7
Turnover Margin	-0.60	7
Assist/Turnover Ratio	0.70	8
Offensive Rebounds	11.2	7
Defensive Rebounds	20.6	10
Defensive Rebound Pct	.628	10
Offensive Rebound Pct	.322	7
3-Point FG Made	4.2	11

Getting Their Best Shot - If NT's opponents were one collective team, that team would be one of the nation's top perimeter shooting squads. NT's opponents shoot 38.7 percent from 3-point and are averaging 6.9 makes per game, which would rank 27th and 97th in the nation, respectively. Eight of NT's 16 opponents have hit at least eight 3-pointers.

No Turnover Trouble Here - Thanks to Tony Benford's policy of treasuring every possession North Texas is among the best in the nation in turnover margin. NT's 12.6 turnovers per game rank second in the SBC and 88th in the NCAA.

Nation's Most Efficient - Alzee Williams is the nation's most efficient guard. The junior leads NT with 32.5 minutes per game, but has just 12 turnovers. That averages out to a turnover every 40.6 minutes - the second-best ratio in the nation.

Top Minutes/Turnover Ratio In NCAA

Player - Pos	School	TO	M/TO
Joe Eberhard - G/F	Sacramento St.	9	45.5
Alzee Williams - G	North Texas	12	40.6
Scott Wood - F	NC State	11	40.3
Blake Allen - G	Youngstown St.	13	37.2
Laurent Rivard - G	Harvard	12	36.9

Scoring Inside-Out - Tony Benford emphasizes paint touches in his offensive philosophy, and NT's ability to score in the lane goes a long way in the final score. NT posted a season-high tying 44 points in the paint against Jackson State.

NT Points In The Paint

Wins	Losses
37.7	27.4

Best In The Belt - With a winning percentage of 63.6, North Texas is the Sun Belt's winningest program since the 2006-07 season. NT has made four trips to the SBC Tournament finals since then, including championships in '07 and '10.

SBC Team (as of 1/8)	W-L	Win%
North Texas	133-77	63.3
Western Kentucky	137-82	62.6
Middle Tennessee	123-86	58.9
South Alabama	117-82	58.8

Glass Gurus - Owning the boards are an essential part of Tony Benford's philosophy, and NT isn't disappointing. NT ranks second in the Sun Belt in total rebounding (38.1) and leads the league in offensive rebounding (14.1 per game).

28th Ranked Recruiting Class - North Texas coach Tony Benford just laid the foundation on the nation's No. 28 ranked recruiting class according to HoopScoopOnline.com, which includes Seguin's Greg Wesley, Kingwood's Josh Friar and Oldsmar Christian big-man Tony Nunn. NT's class is ranked higher than that of any Sun Belt school or future CUSA foe.

All-American - Tony Mitchell was named a Preseason All-American by several national publications, including ESPN, CBS Sports, Athlon, Basketball Times and Blue Ribbon Report. He was also named the Sun Belt's Preseason Player of the Year. At 14.7 points and 10.3 rebounds, Mitchell joined Kentucky's Anthony Davis as the only freshmen to average a double-double.

Tough Schedule - Matchups against No. 16/15 Creighton, the NIT Season Tip-Off, St. Louis and Lehigh got the attention of USA Today, which ranked the NT schedule as the nation's fifth toughest overall, and the best by any mid-major this year.

First-Class Staff - Tony Benford brought a first-class coaching staff with him to NT. The staff owns over 100 years of collegiate coaching experience, and features Associate Head Coach Rob Evans, who has 205 head coaching wins at Arizona State and Ole' Miss. Bart Lundy, a veteran of 211 head coaching victories at High Point and Queens, came from Marquette to join Benford. David Anwar spent the last six seasons at Nebraska, and is a 12-year collegiate coaching veteran.

Winning Ways - Benford & Co. are taking over a North Texas program that knows how to win. NT has averaged 21 wins per year over the last six seasons, including five straight 20-win seasons from 2007-11. NT won the 2007 and 2010 Sun Belt titles, and played in the NCAA Tournament in both of those seasons.

Third Straight Final - The Mean Green, which fell just two wins shy of its sixth consecutive 20-win season, advanced to the Sun Belt Tournament finals for a third straight year. That makes NT just the third program in Sun Belt history to advance to three straight SBC Tournament finals, and the first since Western Kentucky in 2001-03.

Pit Prowess - The reason for the attendance spike has a lot to do with the fact that North Texas has been nearly unbeatable at home. NT is a Sun Belt best 79-20 (.798) at the Super Pit since the 2006-07 season.

NORTH TEXAS VS THE NCAA
(Rankings as of Jan. 6)

Category	Stat	Rank
PPG.....	68.0.....	171
Opp Scoring.....	68.9.....	224
Margin.....	-0.9.....	215
FG%.....	40.6.....	279
Opp FG%.....	41.9.....	166
3-Pointer/Game.....	3.4.....	337
3FG%.....	-.....	-
3-Pt Defense.....	38.7.....	334
FT%.....	70.2.....	129
Reb Mar.....	+0.9.....	167
APG.....	11.2.....	280
Assist/Turnover.....	0.89.....	204
Blocks.....	4.6.....	68
Steals.....	7.5.....	128
TO/Game.....	12.6.....	88
TO/Margin.....	1.9.....	98
Fouls.....	18.2.....	203

NT IN TOP 250 INDIVIDUAL

NT Player	Stat	Number	Rank
T. Mitchell	PPG	14.8	235
	RPG	9.1	42
	BPG	2.6	24
	Double-Double	5	35
C. Jones	APG	5.0	61
	SPG	2.2	42
	A/TO	1.9	129

SUN BELT PRESEASON ALL-CONFERENCE TEAMS

First Team

- Will Neighbour (UALR, Jr., Forward)
- Trey Finn (Arkansas State, Sr., Guard)
- Marcos Knight (MTSU, Sr., Guard)
- Tony Mitchell (North Texas, So., Forward)**
- Augustine Rubit (USA, Jr., Forward)

Second Team

- Brandon Peterson (ASU, Sr., Forward)
- Greg Gantt (Florida Atlantic, Sr., Guard)
- JT Sulton (Middle Tennessee, Sr., Forward)
- Bruce Massey (Middle Tennessee, Sr., Guard)
- George Fant (WKU, So., Forward)

Third Team

- Marcus Hooten (Arkansas State, Sr., Guard)
- Raymond Cintron (MTSU, Sr., Guard)
- Javier Carter (South Alabama, Sr., Forward)
- Freddie Goldstein (USA, Sr., Guard)
- T.J. Price (WKU, So., Guard)

Player of the Year

- Tony Mitchell (North Texas, So., Forward)**

SUN BELT PRESEASON COACHES' POLL

EAST DIVISION

- Middle Tennessee – 65 points (11)
- South Alabama – 51 points
- WKU – 47 points
- Florida Atlantic – 29 points
- Troy – 22 points
- FIU – 17 points

WEST DIVISION

- North Texas – 55 points (11)
- Arkansas State – 40 points
- UALR – 33 points
- Louisiana-Lafayette – 24 points
- Louisiana-Monroe – 13 points

NORTH TEXAS MEDIA AVAILABILITY SCHEDULE

Monday Jan. 7	Tuesday Jan. 8	Wednesday Jan. 9	Thursday Jan. 10	Friday Jan. 11	Saturday Jan. 12	Sunday Jan. 13
Practice Super Pit 3:00 p.m.	Practice Super Pit 3:00 p.m.	Travel to Little Rock, Ark.	Game Day vs. UALR 7 p.m.	Return to Denton Practice Super Pit Time TBA	Game Day vs. South Alabama 7 p.m.	Off Day.
Benford & players available prior to practice.	Benford & players available prior to practice.	Benford & players available prior to departure.	Benford & players available postgame.	Benford & players available prior to practice.	Benford & players available postgame.	No media availability.

Media availability subject to change. Please contact Stephen Howard for all requests.

NORTH TEXAS ROSTER

Name	No	Ht	Wt	Class	Pos	Exp	Hometown	Previous School
Jacob Holmen	1	6-8	225	Sr.	F	3L	Whitehouse, Texas	Whitehouse HS
Brandan Walton	2	6-2	205	Sr.	G	1L	Compton, Calif.	Casper College
Alzee Williams	3	6-4	180	Jr.	G	2L	Dallas	Miss. Elite Christian Academy
P.J. Hardwick	4	5-10	170	Fr.	G	HS	Miami	Christian Life Academy
Chris Jones	5	6-2	202	So.	G	1L	Garland, Texas	Lakeview Centennial HS
Austin Mitchell	10	6-1	180	Fr.	G	HS	Plano, Texas	Plano HS
Justin Patton	11	6-7	200	Sr.	F	TR	Bossier City, La.	Grambling State
Tony Mitchell	13	6-8	235	So.	F	1L	Dallas	Pinkston HS
T.J. Taylor	21	6-3	220	So.	G	TR	Denison, Texas	Paris JC/Marquette
Clarke Overlander	22	6-5	210	Fr.	G	HS	Argyle, Texas	Argyle HS
Jordan Williams	23	6-6	195	So.	G	1L	Dallas	Kimball HS
Niko Stojiljkovic	25	6-9	215	Sr.	F	1L	Paris, France	Lon Morris College
Roger Franklin	32	6-5	220	Sr.	G/F	1L	Duncanville, Texas	Oklahoma State
Keith Coleman	44	6-10	245	So.	F	TR	Philadelphia	Marshalltown CC

Head Coach: Tony Benford - Texas Tech, '92 (1st season)
 Associate Head Coach: Rob Evans - New Mexico State, '68
 Assistant Coaches: Bart Lundy - Winthrop, '94 (1st season), David Anwar - Fitchburg State, '98
 Director of Operations: Jeff Luster - Tabor College, '96

PRONUNCIATION GUIDE

- 3 Alzee Williams - "Al - Zee"
- 22 Clarke Overlander - "Clark"
- 25 Niko Stojiljkovic - "Knee-Ko Stoy-Yolk-Uh-Vich"

MEAN GREEN RADIO NETWORK

Every North Texas game will be carried on the Mean Green Radio Network. NT graduate and 1310 The Ticket (KTCK-AM) personality George Dunham will handle the play-by-play duties, with Deputy Athletic Director Hank Dickenson providing analysis. Dickenson will also handle all road play-by-play duties. All MGRN broadcasts can be heard in Denton on 88.1 KNTU-FM, in the DFW area on 95.3 KHYI-FM.



MEAN GREEN SOCIAL MEDIA



TWITTER
 @MeanGreenMBB
 @MeanGreenSports



FACEBOOK
 Facebook.com/MeanGreenMBB
 Facebook.com/MeanGreenSports

NORTH TEXAS' RECORD WHEN

Overall	6-10
Home	4-4
Road	0-5
Neutral	2-1
Leading at half	5-1
Trailing at half	1-6
Tied at half	0-3
Overtime	0-0
Five point games	1-3
"One Shot" games	0-1
Outshoots Opponent	6-2
Outshot by Opponent	0-8
More rebounds	4-4
Less or equal Rebounds	2-6
More offensive boards	3-7
Less or equal offensive boards	3-3
More turnovers	0-3
Less or equal turnovers	6-7
Player(s) foul out	0-4
Opponent(s) foul out	2-4
Has technical foul	1-3
Opponent technical foul	0-0

Scores:

59 and under	1-3
60-69	0-3
70-79	3-4
80-89	2-0
90-99	0-0
100+	0-0

Opponent Scores:

59 and under	4-0
60-69	2-1
70-79	0-5
80-89	0-3
90-99	0-1
100+	0-0

Shoots:

Under 35%	1-3
35-39%	0-3
40-44%	0-2
45-49%	5-2
50%+	0-0

Opponent Shoots:

Under 35%	4-0
35-39%	1-2
40-44%	1-1
45-49%	0-3
50%+	0-4

Free Throws:

Under 60%	2-1
60-69%	2-2
70-79%	2-6
80+%	0-1

Free Throw Attempts:

Under 20 Attempts	3-4
20-29	2-5
30-39	0-1
40-49	1-0
50+	0-0

Field Goal Attempts:

Under 50 FGA	0-1
50-59 FGA	2-6
60-69 FGA	4-2
70+ FGA	0-1

Uniforms:

White	5-3
Black	0-4
Green	1-3

Season Streaks

Longest Win Streak	3
Longest Losing Streak	4
Current Streak	Lost 1
Last 10	3-7
Largest Lead	42 pts (vs Cameron)
Largest Deficit	24 pts (at Virginia)
Largest Deficit Overcome	15 pts (at WKU)
With Seroka (since 08-09)	81-47

MEAN GREEN 2012-13 ACCOLADES AND HONORS

Tony Mitchell

- John Wooden Award Preseason Top 50 Players
- Preseason All-America (ESPN, CBS Sports, Blue Ribbon Report, Lindy's, Basketball Times)
- Sun Belt Conference Preseason Player of the Year
- Preseason First-Team All-Sun Belt
- CBS Sports 2012 Preseason Top 100 College Players (No. 7)
- Basketball Times Oct. Issue Cover Boy
- Athlon Sports No. 3 Inside-Out Player in the Country
- Lindy's No. 2 Center in the Nation
- SB Nation No. 9 on Top 100 Players in College Basketball
- NBA Draft Express 2013 NBA Mock Draft No. 8 Overall Pick

Jordan Williams

- College Sports Madness Preseason All-Sun Belt (First Team)

Chris Jones

- College Sports Madness Preseason All-Sun Belt (First Team)

STARTING LINEUPS & RECORDS

Game	1	2	3	4	5	Result
at No. 16 Creighton	Jones	A. Williams	J. Williams	Franklin	T. Mitchell	L 71-51
vs. Alabama-Huntsville	Jones	A. Williams	J. Williams	Franklin	T. Mitchell	L 78-75
vs. Lamar	Jones	A. Williams	J. Williams	Franklin	T. Mitchell	W 74-59
Cameron	Jones	A. Williams	J. Williams	Franklin	T. Mitchell	W 78-49
vs. IUPUI	Jones	A. Williams	J. Williams	Franklin	T. Mitchell	W 80-66
at Virginia	Jones	A. Williams	J. Williams	Franklin	T. Mitchell	L 80-64
UT Arlington	Jones	A. Williams	J. Williams	Holmen	Franklin	L 72-59
Louisiana	Jones	A. Williams	J. Williams	Franklin	T. Mitchell	L 80-76
at Saint Louis	Jones	A. Williams	Holmen	Franklin	T. Mitchell	L 67-63
Jackson State	Jones	A. Williams	Holmen	Franklin	T. Mitchell	W 83-65
Southeastern Louisiana	Jones	A. Williams	Holmen	Franklin	T. Mitchell	W 45-40
Lehigh	Jones	J. Williams	Holmen	Franklin	Stojiljkovic	L 90-75
Western Kentucky	Jones	A. Williams	Holmen	Franklin	T. Mitchell	L 70-64
Middle Tennessee	A. Williams	J. Williams	Holmen	Franklin	T. Mitchell	L 75-57
Troy	Hardwick	J. Williams	Patton	Franklin	T. Mitchell	W 76-59
ULM	Hardwick	J. Williams	Patton	Franklin	T. Mitchell	L 81-68

MEAN GREEN MILESTONE GAMES

Double Figure Points

T. Mitchell	13
J. Williams	11
A. Williams	8
Franklin	8
Jones	7
Holmen	3
Patton	1

Double-Doubles

T. Mitchell	5
Franklin	1

20+ Point Games

T. Mitchell	3
Jones	2
J. Williams	1
A. Williams	1

30+ Point Games

Three Or More Steals	
Jones	5
T. Mitchell	3
Franklin	2
Patton	1

Double Figure Rebounds

T. Mitchell	7
Franklin	1

Three Or More Blocks

T. Mitchell	8
J. Williams	2
Coleman	1

Five Or More Assists

Jones	7
Hardwick	2
A. Williams	1

THE LAST TIME A MEAN GREEN PLAYER ...

Had 30 or more points

30 - Tony Mitchell vs. Denver, 1/21/12

Had 15 or more rebounds

15 - Tony Mitchell vs. Troy, 1/3/13

Had 10 or more assists

10 - Chris Jones vs. Troy, 12/31/11

Had 5 or more blocks

6 - Tony Mitchell vs. Louisiana-Lafayette, 3/4/12

Had 5 or more steals

5 - Chris Jones vs. Western Kentucky, 12/29/12

Made 90% or more FGA (min 5 att)

1.000 - George Odufuwa vs. UALR (7-7), 2/20/10

Made 80% or more FGA (min 5 att)

.857 - Roger Franklin vs. Louisiana (6-7), 12/1/12

Made 100% FTA (min 5 att)

1.000 - Alzee Williams (8-8), 12/20/12

Made 90% or more FTA (min 5 att)

.900 - Alzee Williams vs. UALR (9-10), 2/23/12

Made 8 or more 3PT's

8 - Joe Ervin vs. Arkansas, 12/30/98

Had a double-double (pts/rbs)

Tony Mitchell (29 pts / 15 reb) vs. Troy, 1/3/13

Had consecutive double-doubles (pts/rbs)

2 - Tony Mitchell vs. MTSU (13 pts, 11 reb), Troy (29 pts, 15 reb)

Had a double-double (pts/asst)

Chris Jones vs. Troy (21 pts /10 asst), 12/31/11

Had a triple-double (pts/rbs/asst)

Jesse Ratliff vs. Sam Houston St. (20pts/16reb/10asst), 2/18/93

Had a perfect shooting night (min 5 fg & ft att)

Tristan Thompson vs. Sam Houston St. (6-6 fg/2-2 3fg/6-6 ft), 12/3/08

THE LAST TIME A MEAN GREEN TEAM ...

Scored 100 or more points

107 - vs. Houston Baptist, 2/15/10

Allowed 100 or more points

100 - vs. Oklahoma State, 11/17/08

Scored 50 or fewer points

45 - vs. Southeastern Louisiana, 12/16/12

Held an opponent under 50 points

40 - vs. Southeastern Louisiana, 12/16/12

Won an overtime game

75-67 (OT) - vs. UALR, 2/23/12

Had 50 or more rebounds

50 - vs. Cameron, 11/16/16

Had 20 or more assists

22 - vs. Western Kentucky, 1/12/12

Had 10 or more steals

11 - vs. Louisiana, 12/1/12 & 15 - vs. UT Arlington, 11/28/12

Had 5 or more blocks

6 - vs. ULM, 1/5/13

Five or more players in double-figures

5 - vs. Jackson State, 12/8/12

Made 60% or higher FGs

.638 - vs. Florida Atlantic (30-47), 2/4/10

Made 50% or higher 3pt FGs

.571 - vs. St. Louis (4-7), 12/5/12

Made 90% or higher FTs

.938 - vs. St. Louis (15-of-16), 12/6/12

NORTH TEXAS RECORDS WATCH

Career Blocks

1.....119.....	Jeffrey Simpson.....	2004-06
2.....111.....	Tony Mitchell.....	2012-Pr.
.....98.....	Quincy Williams.....	2005-08
4.....91.....	Kedrick Hogans.....	2008-12.
5.....81.....	Wendell Williams.....	1986-89
6.....76.....	Thomas Gibson.....	1990-92
7.....70.....	George Odufuwa.....	2009-Pr.
8.....69.....	Shawnson Johnson.....	2003-04
9.....66.....	Harold Stewart.....	2005-09
10.....60.....	Will Smith.....	2000-04
11.....53.....	Jason Miller.....	1999-01

Career Field Goal Percentage

1.....585.....	John Horrocks.....	1981-83
2.....581.....	Terry Bailey.....	1974-76
3.....570.....	Will Smith.....	2000-04
4.....561.....	Eric Tramiel.....	2008-10
5.....559.....	Adam Smith.....	1993-95
6.....555.....	Jeffrey Simpson.....	2004-06
7.....554.....	Sean Riley.....	1995-97
.....544.....	George Odufuwa.....	2008-Pr.
9.....543.....	Keith Wooden.....	2006-08
10.....540.....	Keenan DuBose.....	1985-87
.....524.....	Tony Mitchell.....	2012-Pr.

Career 3-Point Field Goal Percentage

1.....431.....	George King.....	1993-96
2.....413.....	Chad Elstun.....	1995-97
3.....409.....	Dominique Johnson.....	2008-11
4.....406.....	Rich Young.....	2005-07
5.....396.....	Tristan Thompson.....	2008-11
6.....391.....	Calvin Watson.....	2003-07
.....391.....	Adam McCoy.....	2007-09
8.....377.....	Collin Dennis.....	2007-09
9.....376.....	Isaac Hines.....	2004-06
10.....374.....	Tony Mitchell.....	2012-Pr.
11.....372.....	Josh White.....	2008-11
.....367.....	Brandan Walton.....	2012-Pr.

HEAD COACH TONY BENFORD



PERSONAL

Birthdate

March 22, 1964

Hometown

Hobbs, N.M.

Alma Mater

Texas Tech, '92

Spouse

Deborah

Children

Audriana, Milena, Tony Jr., Jeremy

COACHING

North Texas

Head Coach (2012-Present)

Marquette

Assoc. Head Coach (2011-12)

Asst. Coach (2008-11)

Nebraska

Asst. Coach (2006-08)

UTEP

Asst. Coach (July 2006)

Arizona State

Assoc. Head Coach (2004-06)

Asst. Coach (1998-04)

New Mexico

Asst. Coach (1992-98)

All Saints School

Head Coach (1988-1991)

PLAYING CAREER

European League

Holland (1986-87)

Chicago Bulls

Training Camp (1986)

Boston Celtics

Fourth Round Draft Pick (1986)

Texas Tech

All-SWC (1986)

SWC Tournament MVP (1986)

Hobbs High School

1982 N.M. State MVP

1982 State Champion

One of the nation's most respected assistant coaches, Tony Benford, has taken the reigns of the North Texas men's basketball program.

A veteran of 20 years in Division I basketball and 14 postseason appearances, Benford served as the associate head coach under Buzz Williams at Marquette last season; his fourth year with the Golden Eagles. During his time at Marquette, Benford helped recruit and coach six All-Big East players, including 2012 Big East Player of the Year Jae Crowder.

Tabbed by Basketball Times, Fox Sports and Hoop Scoop as one of the country's top assistant coaches, Benford also spent time at Nebraska (2006-08), Arizona State (1998-06) and New Mexico (1992-98) developing some of the nation's most talented players.

"I couldn't be more excited about the opportunity of taking over the basketball program at North Texas," Benford said. "I would like to thank Rick Villarreal and President V. Lane Rawlins for this opportunity, and Johnny Jones for doing such a great job in making North Texas a winner. My philosophy is all about the players, and we will do everything in ensure that our players grow in the classroom, the community and on the court."

In his career Benford recruited and coached five NBA first-round draft picks: Garland, Texas; Ike Diogu (Arizona St., '05), Charles Smith (New Mexico, '97), Kenny Thomas (New Mexico, '99), Lazar Hayward (Marquette, '10) and Jimmy Butler (Marquette, '11), as well as three second-round picks in Eddie House (Arizona St., '00), Tommy Smith (Arizona St., '03) and Jeff Pendergraph (Arizona St., '09).

A native of Hobbs, N.M., Benford played collegiately at Texas Tech and was the catalyst for the Red Raiders Southwest Conference regular-season and tournament titles in 1985, and their 1986 SWC Tournament championship. He earned All-Southwest Conference and SWC Tournament MVP honors as a senior. The Boston Celtics selected Benford in the fourth round of the 1986 NBA Draft, and he played professionally in Holland for the 1986-87 season.


With Williams and Benford at the helm at Marquette, the Golden Eagles have reached the NCAA Tournament's Sweet 16 in each of the last two years. Marquette was ranked No. 11 in the final AP poll of 2012, and ranked 31st in the country in scoring offense with an average of 75.4 points per game. MU won at least 20 games and reached the NCAA Tournament in each of Benford's four years with the program.

Before arriving at Marquette, he had spent the previous two campaigns at Nebraska under head coach Doc Sadler. The Huskers collected 37 total victories in the two seasons, highlighted by a trip to the National Invitation Tournament in 2008. The squad posted 20 wins in 2007-08, just the 12th 20-win campaign in the program's 112-year history. North Texas forward Alonzo Edwards was recruited to Nebraska by Benford prior to transferring to Denton.

Benford served on the Arizona State bench as an assistant coach for his first six years in Tempe before being named associate head coach for his last two seasons. Benford helped the Sun Devils to four postseason appearances during his tenure, including earning a spot in the second round of the 2003 NCAA Tournament. While at ASU, Benford recruited Keith Wooden and George Odufuwa to Phoenix before the pair transferred to North Texas and went on to start a combined 143 games for the Mean Green.

In six seasons with New Mexico, Benford helped the Lobos reach five NCAA Tournament bids while winning 73.2 percent of their games (139-51 record). New Mexico picked up a pair of Western Athletic Conference tournament titles in 1993 and 1996, and a regular-season championship in 1994. During his stint with the Lobos, Benford coached the top four scorers in program history, including all-time leading scorer in Kenny Thomas.

As a prep all-star, Benford was a Converse All-American and the New Mexico Player of the Year after pouring in 27.5 points per game as a senior at Hobbs High School. He led Hobbs to the state title in his final season, earning MVP honors of the state championship tournament after posting 29 points in the title game.



1 Jacob Holmen

Forward

Sr. ▶ 6-8 ▶ 225
Whitehouse, TX ▶
(Whitehouse HS)

↳ CAREER HIGHS

Points: 21, vs Arkansas State -- 03/05/12
Rebounds: 10, at Louisiana -- 1/27/11
Assists: 4, vs Arkansas State -- 03/05/12
Steals: 2, 4 times
Blocks: 2, at Univ. of New Orleans -- 02/11/10; Henderson State -- 11/12/10; Louisiana
FG made: 9, at Florida Atlantic -- 02/11/12
FG attempts: 16, at Florida Atlantic -- 02/11/12
3FG made: 5, vs Arkansas State -- 03/05/12
3FG attempts: 7, UT Arlington -- 11/28/12
FT made: 5, Henderson State -- 11/12/10; University of the South -- 12/02/09
FT attempts: 6, South Alabama -- 01/21/10; Henderson State -- 11/12/10

North Texas 2012-13: Has made 16 of last 38 (42.1%) from 3-point dating back to last season ... Team's best 3-point shooter at 33.3 percent ... Second highest active career scorer on team (539 career points) ... 29th career start at MTSU ... **2011-12:** All-Sun Belt

Tournament team ... Team-high tying 14.0 ppg in SBC Tourney, including 6-of-9 from 3-point ... Career 21 point game in semifinal win over ASU (team season-high 5-of-5 from 3-point) ... Tied season high with 8 rebounds vs ULL in quarterfinals ... Averaged 11.5 points over the year's final 8 games ... Exploded for then-career-high 20 points at FAU - all in the 2nd half ... Team's top free throw shooting forward at 78.6 percent ... Started opener (first start since 1/16/10) and tallied 8 pts, 8 reb.

↳ 2012-13 STATS

Opponent	Date	qs	min	Total		3-Pointers		Free throws		Rebounds				Other				pts	avg		
				fg-fga	pct	3fg-fga	pct	ft-fga	pct	off	def	tot	avg	pf	a	t/o	blk			stl	
at Creighton	11/09/12		12	1-3	.333	0-0	.000	0-0	.000	0	2	2	2.0	0	0	0	0	0	2	2.0	
vs Alabama-Huntsville	11/12/12		12	1-5	.200	0-0	.000	2-2	1.000	2	1	3	2.5	0	0	0	0	1	4	3.0	
vs Lamar	11/13/12		15	5-7	.714	0-0	.000	0-0	.000	2	0	2	2.3	2	0	2	0	0	10	5.3	
CAMERON	11/16/12		15	5-8	.625	3-4	.750	1-2	.500	2	3	5	3.0	0	0	0	0	0	14	7.5	
vs IUPUI	11/19/12		19	5-9	.556	2-4	.500	0-0	.000	2	2	4	3.2	2	0	0	0	0	12	8.4	
at Virginia	11/20/12		15	1-5	.200	0-2	.000	2-2	1.000	2	3	5	3.5	2	0	0	0	0	4	7.7	
UT ARLINGTON	11/28/12	*	23	2-8	.250	2-7	.286	0-0	.000	0	5	5	3.7	2	1	1	1	2	6	7.4	
LOUISIANA	12/1/12		22	3-9	.333	2-4	.500	0-0	.000	2	2	4	3.8	4	1	1	2	1	8	7.5	
at Saint Louis	12/5/12	*	21	0-4	.000	0-2	.000	0-0	.000	0	2	2	3.6	2	1	0	0	0	0	6.7	
JACKSON STATE	12/8/12	*	12	3-5	.600	0-1	.000	3-3	1.000	2	2	4	3.6	2	0	0	0	0	9	6.9	
SOUTHEASTERN LA.	12/16/12	*	23	1-6	.167	0-2	.000	0-0	.000	3	2	5	3.7	0	0	1	0	0	2	6.5	
LEHIGH	12/20/12	*	19	3-7	.429	0-1	.000	0-0	.000	1	3	4	3.8	1	0	1	1	0	6	6.4	
at Western Kentucky	12/29/12	*	10	1-3	.333	0-0	.000	2-4	.500	2	0	2	3.6	0	0	0	1	0	4	6.2	
at Middle Tennessee	12/31/12	*	12	1-3	.333	1-3	.333	0-0	.000	2	2	4	3.6	2	1	3	0	0	3	6.0	
Totals			7	230	32-82	.390	10-30	.333	10-13	.769	22	29	51	3.6	19	4	9	5	4	84	6.0

Games played: 14
Minutes/game: 16.4
Points/game: 6.0
FG Pct: 39.0
3FG Pct: 33.3
FT Pct: 76.9

Rebounds/game: 3.6
Assists/game: 0.3
Turnovers/game: 0.6
Assist/turnover ratio: 0.4
Steals/game: 0.3
Blocks/game: 0.4

↳ CAREER STATS

Season	gp-gs	min/avg	Total		3-Point		F-Throws		Rebounds				Scoring							
			fg-fga	pct	fg-fga	pct	ft-fga	pct	off	def	tot	avg	pf	fo	ast	to	blk	stl	pts	avg
2009-10	31-8	420/13.5	59-142	.415	3-23	.130	29-36	.806	27	46	73	2.4	41	1	12	25	7	8	150	4.8
2010-11	26-0	382/14.7	58-134	.433	12-34	.353	24-32	.750	31	47	78	3.0	27	0	12	17	3	5	152	5.8
2011-12	22-14	457/20.8	59-151	.391	13-39	.333	22-28	.786	20	53	73	3.3	30	1	21	22	2	6	153	7.0
2012-13	14-7	230/16.4	32-82	.390	10-30	.333	10-13	.769	22	29	51	3.6	19	0	4	9	5	4	84	6.0
TOTAL	93-29	1489/16.0	208-509	.409	38-126	.302	85-109	.780	100	175	275	3.0	117	2	49	73	17	23	539	5.8



2 Brandan Walton

Guard

Sr. ▶ 6-2 ▶ 205
Compton, CA ▶
(Casper College)

↳ CAREER HIGHS

Points: 19, Arkansas State -- 01/28/12
Rebounds: 6, at Louisiana-Lafayette -- 01/25/12; at Florida Atlantic -- 02/11/12; Sam Houston State
Assists: 4, at FIU -- 02/09/12
Steals: 3, at UT Arlington -- 11/22/11
Blocks: 1, at South Alabama -- 01/05/12
FG made: 6, at ULM -- 01/14/12; at UALR -- 02/23/12
FG attempts: 16, at UALR -- 02/23/12
3FG made: 5, at ULM -- 01/14/12
3FG attempts: 10, at UALR -- 02/23/12
FT made: 6, Arkansas State -- 01/28/12
FT attempts: 6, Arkansas State -- 01/28/12; at FIU -- 02/09/12

North Texas 2012-13: Injured in opener at Creighton, and is expected to redshirt ... **2011-12:** Just missed the single season top-10 list for 3-pointers in a season with 54 ... 46.2 percent from 3-point in SBC Tournament ... Game-winning 3-pointer with 8.3 seconds left in QF win over ULL (game-high 16 points) ... Ranked 6th in the SBC with 2.1 3-pointers per league game, and 11th with 41.0 3FG% ... Was 32-of-76 (42.1 percent) from 3-point over season's final 15 games ... Team season-high 5 3-pointers at ULM ... 14 double-figure games, including a career-high 19 points at ASU ... Returned home to LA and tallied 14 points vs La Sierra.

↳ 2012-13 STATS

Opponent	Date	gs	min	Total		3-Pointers		Free throws		Rebounds				pf	a	t/o	blk	stl	pts	avg
				fg-fga	pct	3fg-fga	pct	ft-fga	pct	off	def	tot	avg							
at Creighton	11/09/12		1	0-0	.000	0-0	.000	0-0	.000	0	0	0	0.0	0	0	0	0	0	0	0.0
Totals			1	0-0	.000	0-0	.000	0-0	.000	0	0	0	0.0	0	0	0	0	0	0	0.0

Games played: 1
Minutes/game: 1.0

↳ CAREER STATS

Season	gp-gs	min/avg	Total		3-Point		F-Throws		Rebounds				Scoring							
			fg-fga	pct	fg-fga	pct	ft-fga	pct	off	def	tot	avg	pf	fo	ast	to	blk	stl	pts	avg
2011-12	32-17	792/24.8	92-237	.388	54-147	.367	42-63	.667	29	53	82	2.6	67	1	35	38	1	25	280	8.8
2012-13	1-0	1/1.0	0-0	.000	0-0	.000	0-0	.000	0	0	0	0.0	0	0	0	0	0	0	0	0.0
TOTAL	33-17	793/24.0	92-237	.388	54-147	.367	42-63	.667	29	53	82	2.5	67	1	35	38	1	25	280	8.5



3 Alzee Williams

Guard

Jr. ▶ 6-4 ▶ 180
 Dallas, TX ▶
 (Mississippi Elite Christian Acad.)

↳ CAREER HIGHS

Points: 29, Middle Tennessee -- 02/02/12
 Rebounds: 8, Lehigh -- 12/20/12
 Assists: 5, Arkansas State -- 01/28/12; at Middle Tennessee -- 12/31/12
 Steals: 2, 5 times
 Blocks: 1, 7 times
 FG made: 10, Middle Tennessee -- 02/02/12
 FG attempts: 19, Middle Tennessee -- 02/02/12
 3FG made: 2, at ULM -- 02/27/10
 3FG attempts: 4, at Loyola Marymount -- 12/04/11
 FT made: 9, Middle Tennessee -- 02/02/12; at UALR -- 02/23/12
 FT attempts: 11, Middle Tennessee -- 02/02/12

North Texas 2012-13: NCAA's most efficient guard, averaging a turnover every 40.6 minutes ... Tied career-high in assists with 5 at MTSU ... Double figures in 8 of the last 13 outings ... Utility guard, once again leads NT with 32.5 MPG ... **2011-12:**

Led the league with 35.6 minutes per SBC game, and his 1,018 total minutes rank 8th in NT history ... Averaged 15.8 ppg over the last 10 games of the year, which included 29 (MTSU) and 25 (UALR) point outings ... Shot 51.6 percent from the floor in the SBC Tournament and scored a team-high-tying 14.0 ppg ... Ended the year with 10 straight double-figure games ... Game-winning OT tip-in vs Denver ... NT's go-to free throw shooter at 78.8 percent (78-of-99) ... Team-high 30 career starts (all in 2011-12) ... 18 double-figure games ... Game high 17 points at Texas.

↳ 2012-13 STATS

Opponent	Date	qs	min	Total		3-Pointers		Free throws		Rebounds							pts	avg			
				fg-fga	pct	3fg-fga	pct	ft-fga	pct	off	def	tot	avg	pf	a	t/o			blk	stl	
at Creighton	11/09/12	*	29	3-14	.214	0-0	.000	3-4	.750	2	1	3	3.0	1	1	0	0	0	9	9.0	
vs Alabama-Huntsville	11/12/12	*	32	1-6	.167	0-0	.000	0-2	.000	1	2	3	3.0	0	3	0	0	1	2	5.5	
vs Lamar	11/13/12	*	37	6-11	.545	0-0	.000	5-7	.714	2	3	5	3.7	0	2	0	0	0	17	9.3	
CAMERON	11/16/12	*	22	6-7	.857	0-0	.000	0-0	.000	0	2	2	3.3	1	1	1	1	0	12	10.0	
vs IUPUI	11/19/12	*	33	3-11	.273	0-0	.000	2-4	.500	1	3	4	3.4	1	4	0	0	0	8	9.6	
at Virginia	11/20/12	*	33	4-11	.364	0-0	.000	3-5	.600	1	0	1	3.0	2	0	1	0	2	11	9.8	
UT ARLINGTON	11/28/12	*	37	4-9	.444	1-2	.500	5-8	.625	1	1	2	2.9	3	0	2	0	1	14	10.4	
LOUISIANA	12/1/12	*	31	1-9	.111	0-0	.000	5-6	.833	3	1	4	3.0	1	2	1	0	0	7	10.0	
at Saint Louis	12/5/12	*	35	3-5	.600	0-0	.000	2-2	1.000	0	2	2	2.9	1	1	0	0	0	8	9.8	
JACKSON STATE	12/8/12	*	36	5-8	.625	0-0	.000	4-5	.800	2	3	5	3.1	2	2	1	0	1	14	10.2	
SOUTHEASTERN LA.	12/16/12	*	34	5-12	.417	0-0	.000	1-3	.333	1	2	3	3.1	0	1	0	0	2	11	10.3	
LEHIGH	12/20/12		32	6-14	.429	0-1	.000	8-8	1.000	4	4	8	3.5	1	0	2	0	0	20	11.1	
at Western Kentucky	12/29/12	*	38	3-9	.333	0-1	.000	2-3	.667	2	2	4	3.5	2	1	2	1	0	8	10.8	
at Middle Tennessee	12/31/12	*	35	2-8	.250	0-1	.000	0-0	.000	0	2	2	3.4	3	5	2	0	0	4	10.4	
TROY	1/3/13		23	4-6	.667	1-1	1.000	1-1	1.000	2	1	3	3.4	1	0	0	0	0	10	10.3	
Totals			13	487	56-140	.400	2-6	.333	41-58	.707	22	29	51	3.4	19	23	12	2	7	155	10.3

Games played: 15
 Minutes/game: 32.5
 Points/game: 10.3
 FG Pct: 40.0
 3FG Pct: 33.3
 FT Pct: 70.7

Rebounds/game: 3.4
 Assists/game: 1.5
 Turnovers/game: 0.8
 Assist/turnover ratio: 1.9
 Steals/game: 0.5
 Blocks/game: 0.1

↳ CAREER STATS

Season	gp-gs	min/avg	Total		3-Point		F-Throws		Rebounds				Scoring							
			fg-fga	pct	fg-fga	pct	ft-fga	pct	off	def	tot	avg	pf	fo	ast	to	blk	stl	pts	avg
2009-10	32-0	244/7.6	21-64	.328	5-31	.161	14-22	.636	3	20	23	0.7	19	0	5	18	3	7	61	1.9
2011-12	32-30	1018/31.8	126-267	.472	5-21	.238	78-99	.788	36	73	109	3.4	36	0	54	41	2	17	335	10.5
2012-13	15-13	487/32.5	56-140	.400	2-6	.333	41-58	.707	22	29	51	3.4	19	0	23	12	2	7	155	10.3
TOTAL	79-43	1749/22.1	203-471	.431	12-58	.207	133-179	.743	61	122	183	2.3	74	0	82	71	7	31	551	7.0



4 P.J. Hardwick

Guard

Fr. ▶ 5-10 ▶ 170
Miami, FL ▶
(Houston Christian Life)

↳ CAREER HIGHS

Points: 8, ULM -- 1/5/13
Rebounds: 9, Cameron -- 11/16/12
Assists: 7, Troy -- 1/3/13
Steals: 2, 4 times
FG made: 4, ULM -- 1/5/13
FG attempts: 6, ULM -- 1/5/13
3FG attempts: 1, at Creighton -- 11-09-12; at Creighton -- 11/09/12
FT made: 2, at Saint Louis -- 12/05/12
FT attempts: 2, 4 times

2012-13 North Texas: Started last 2 games and posted 7 & 6 assists (1.9 A/TO ratio over that span) ... Shooting 62.5 percent since entering starting lineup ... 2nd at NT with 32 assists (2.0 per game) ... Game-high 9 boards vs. Cameron ... 7 assists in 2 NIT Season Tip-Off games ... Saw first career action at Creighton, tallied 3 pts ... **Houston Christian Life Academy:** Known for his lightning quick moves, point guard P.J. Hardwick became the first signee of the Tony Benford era ... Averaged 15 points and 10 assists per game as a senior for Christian Life Academy in Houston ... Originally signed with Mississippi State as a part of the nation's No. 17 ranked recruiting class according to Hoop Scoop ... As a junior, Hardwick led Christian Life to a 30-1 record while averaging nine points and 12 assists per game ... Rivals.com named Hardwick a three-star recruit.

↳ 2012-13 STATS

Opponent	Date	qs	min	Total		3-Pointers		Free throws		Rebounds											
				fg-fga	pct	3fg-fga	pct	ft-fta	pct	off	def	tot	avg	pf	a	t/o	blk	stl	pts	avg	
at Creighton	11/09/12		21	1-5	.200	0-1	.000	1-2	.500	1	1	2	2.0	2	3	0	0	1	3	3.0	
vs Alabama-Huntsville	11/12/12		13	1-1	1.000	0-0	.000	0-0	.000	1	2	3	2.5	2	3	1	0	0	2	2.5	
vs Lamar	11/13/12		16	1-2	.500	0-0	.000	0-0	.000	1	0	1	2.0	2	4	3	0	0	2	2.3	
CAMERON	11/16/12		18	2-5	.400	0-0	.000	1-1	1.000	3	6	9	3.8	1	1	2	0	2	5	3.0	
vs IUPUI	11/19/12		14	1-1	1.000	0-0	.000	0-0	.000	0	1	1	3.2	0	1	1	0	1	2	2.8	
at Virginia	11/20/12		20	0-0	.000	0-0	.000	0-1	.000	0	1	1	2.8	2	2	1	0	0	0	2.3	
UT ARLINGTON	11/28/12		10	0-0	.000	0-0	.000	0-0	.000	0	0	0	2.4	2	0	0	0	2	0	2.0	
LOUISIANA	12/1/12		6	0-0	.000	0-0	.000	0-0	.000	0	0	0	2.1	0	0	0	0	0	0	1.8	
at Saint Louis	12/5/12		3	0-0	.000	0-0	.000	2-2	1.000	0	0	0	1.9	1	0	2	0	2	2	1.8	
JACKSON STATE	12/8/12		17	1-2	.500	0-0	.000	0-2	.000	1	2	3	2.0	4	2	0	0	1	2	1.8	
SOUTHEASTERN LA.	12/16/12		12	1-3	.333	0-0	.000	0-0	.000	0	2	2	2.0	0	1	1	0	1	2	1.8	
LEHIGH	12/20/12		14	1-1	1.000	0-0	.000	0-0	.000	0	2	2	2.0	4	1	1	0	2	2	1.8	
at Western Kentucky	12/29/12		1	0-0	.000	0-0	.000	0-0	.000	0	0	0	1.8	0	1	0	0	0	0	1.7	
at Middle Tennessee	12/31/12		17	1-1	1.000	0-0	.000	0-1	.000	0	1	1	1.8	2	0	1	0	0	2	1.7	
TROY	1/3/13	*	31	1-2	.500	0-0	.000	0-0	.000	0	1	1	1.7	4	7	5	0	0	2	1.7	
ULM	1/5/13	*	36	4-6	.667	0-0	.000	0-0	.000	0	3	3	1.8	2	6	2	0	1	8	2.1	
Totals			2	249	15-29	.517	0-1	.000	4-9	.444	7	22	29	1.8	28	32	20	0	13	34	2.1

Games played: 16
Minutes/game: 15.6
Points/game: 2.1
FG Pct: 51.7
3FG Pct: 0.0
FT Pct: 44.4

Rebounds/game: 1.8
Assists/game: 2.0
Turnovers/game: 1.3
Assist/turnover ratio: 1.6
Steals/game: 0.8



5 Chris Jones

Guard

So. ▶ 6-2 ▶ 202
Garland, TX ▶
(Lakeview Centennial HS)

↳ CAREER HIGHS

Points: 31, at Texas Tech -- 11/16/11
Rebounds: 12, St. Gregory's -- 11/11/11
Assists: 10, Troy -- 12/31/11
Steals: 6, UT Arlington -- 11/28/12
Blocks: 1, 4 times
FG made: 9, at Texas Tech -- 11/16/11
FG attempts: 21, at Texas Tech -- 11/16/11
3FG made: 5, Jackson State -- 12/18/11
3FG attempts: 6, at UT Arlington -- 11/22/11; at Mississippi State -- 11/27/11; Jackson State
FT made: 12, at Texas Tech -- 11/16/11
FT attempts: 13, at Texas Tech -- 11/16/11; Louisiana -- 12/1/12

North Texas 2012-13: Out indefinitely with a foot injury ... 2.2 steals per game ranked 2nd in the SBC ... 6 steals vs UTA tied for 3rd most in NT history, most since 1991 ... 5.0 APG ranked 1st in the Sun Belt ... **2011-12:** Jones' 4.26 apg average highest by a frosh in NT history (8th overall) ... NCAA's 19th highest scoring frosh at 14.1 ppg ... 1 rebound vs Troy from first NT triple-double since 1993 (21 pts, 9 reb, 10 asst) ... 10 assts vs Troy ranks 12th in school history, most by NT player since 2000 ... Missed the final 13 games of the year (Was leading the SBC with 6.0 apg in league games, also ranked top 10 in SBC in pts, asst, steals, A/TO ratio & def rebounds) ... 2.4 steals ranks 21st in NCAA, 3rd in SBC ... 31 points at Texas Tech are the 5th most by a frosh in NT history ... Four games of 20+ points.

↳ 2012-13 STATS

Opponent	Date	gs	min	Total		3-Pointers		Free throws		Rebounds				pf	a	t/o	blk	stl	pts	avg	
				fg-fga	pct	3fg-fga	pct	ft-fa	pct	off	def	tot	avg								
at Creighton	11/09/12	*	21	0-4	.000	0-1	.000	0-0	.000	1	3	4	4.0	4	3	2	0	1	0	0.0	
vs Alabama-Huntsville	11/12/12	*	26	3-15	.200	0-2	.000	7-12	.583	1	2	3	3.5	3	7	3	0	1	13	6.5	
vs Lamar	11/13/12	*	29	7-9	.778	0-0	.000	1-1	1.000	0	2	2	3.0	1	7	3	0	1	15	9.3	
CAMERON	11/16/12	*	24	8-9	.889	0-0	.000	0-1	.000	0	5	5	3.5	2	7	2	0	1	16	11.0	
vs IUPUI	11/19/12	*	29	4-6	.667	1-1	1.000	0-0	.000	0	3	3	3.4	2	8	5	0	2	9	10.6	
at Virginia	11/20/12	*	23	3-8	.375	0-2	.000	0-0	.000	2	1	3	3.3	4	2	1	0	1	6	9.8	
UT ARLINGTON	11/28/12	*	33	2-10	.200	0-1	.000	3-4	.750	2	2	4	3.4	3	5	3	0	6	7	9.4	
LOUISIANA	12/1/12	*	34	6-12	.500	1-2	.500	10-13	.769	3	2	5	3.6	3	4	2	0	4	23	11.1	
at Saint Louis	12/5/12	*	37	8-13	.615	1-1	1.000	4-5	.800	1	6	7	4.0	2	7	6	0	3	21	12.2	
JACKSON STATE	12/8/12	*	24	3-10	.300	0-3	.000	5-6	.833	0	1	1	3.7	4	3	2	0	0	11	12.1	
SOUTHEASTERN LA.	12/16/12	*	25	0-7	.000	0-2	.000	1-2	.500	1	3	4	3.7	4	1	1	0	3	1	11.1	
LEHIGH	12/20/12	*	23	0-8	.000	0-0	.000	0-0	.000	1	3	4	3.8	0	7	4	0	1	0	10.2	
at Western Kentucky	12/29/12	*	30	4-7	.571	0-1	.000	2-2	1.000	0	3	3	3.7	2	4	1	0	5	10	10.2	
Totals			13	358	48-118	.407	3-16	.188	33-46	.717	12	36	48	3.7	34	65	35	0	29	132	10.2

Games played: 13
Minutes/game: 27.5
Points/game: 10.2
FG Pct: 40.7
3FG Pct: 18.8
FT Pct: 71.7

Rebounds/game: 3.7
Assists/game: 5.0
Turnovers/game: 2.7
Assist/turnover ratio: 1.9
Steals/game: 2.2

↳ CAREER STATS

Season	gp-gs	min/avg	Total		3-Point		F-Throws		Rebounds				Scoring							
			fg-fga	pct	fg-fga	pct	ft-fa	pct	off	def	tot	avg	pf	fo	ast	to	blk	stl	pts	avg
2011-12	19-19	558/29.4	97-222	.437	18-64	.281	55-71	.775	11	78	89	4.7	40	0	81	70	4	45	267	14.1
2012-13	13-13	358/27.5	48-118	.407	3-16	.188	33-46	.717	12	36	48	3.7	34	0	65	35	0	29	132	10.2
TOTAL	32-32	916/28.6	145-340	.426	21-80	.263	88-117	.752	23	114	137	4.3	74	0	146	105	4	74	399	12.5



10 Austin Mitchell

Guard

Fr. ▶ 6-1 ▶ 180
Plano, TX ▶
(Plano HS)

↳ CAREER HIGHS

Rebounds: 1, at Creighton -- 11-09-12; at Creighton -- 11/09/12; Jackson State
Steals: 1, vs Lamar -- 11/13/12
FG attempts: 1, at Creighton -- 11-09-12; at Creighton -- 11/09/12


North Texas 2012-13: Saw first career action at Creighton and against Lamar ... **Plano HS:** Averaged 16.3 points per game as a senior at Plano, which ranked 12th among all players in the DFW area ... Named First-Team All-District 8-5A ... North Texas Basketball Coaches Association 2012 All-Star Game participant ... Also hauled in 2.4 rebounds and 2.5 assists per game as a senior ... Knocked down 19 3-pointers in 26 games ... Helped the Wildcats average 56.0 points per game.

↳ 2012-13 STATS

Opponent	Date	qs	min	Total		3-Pointers		Free throws		Rebounds				pf	a	t/o	blk	stl	pts	avg
				fg-fga	pct	3fg-fga	pct	ft-fa	pct	off	def	tot	avg							
at Creighton	11/09/12	1	1	0-1	.000	0-0	.000	0-0	.000	1	0	1	1.0	0	0	0	0	0	0	0.0
vs Lamar	11/13/12	1	1	0-0	.000	0-0	.000	0-0	.000	0	0	0	0.5	0	0	0	0	1	0	0.0
CAMERON	11/16/12	1	1	0-0	.000	0-0	.000	0-0	.000	0	0	0	0.3	0	0	0	0	0	0	0.0
vs IUPUI	11/19/12	1	1	0-0	.000	0-0	.000	0-0	.000	0	0	0	0.3	0	0	0	0	0	0	0.0
at Virginia	11/20/12	1	1	0-0	.000	0-0	.000	0-0	.000	0	0	0	0.2	0	0	0	0	0	0	0.0
JACKSON STATE	12/8/12	2	2	0-0	.000	0-0	.000	0-0	.000	0	1	1	0.3	0	0	0	0	0	0	0.0
LEHIGH	12/20/12	1	1	0-0	.000	0-0	.000	0-0	.000	0	0	0	0.3	0	0	0	0	0	0	0.0
TROY	1/3/13	1	1	0-0	.000	0-0	.000	0-0	.000	0	0	0	0.3	0	0	0	0	0	0	0.0
ULM	1/5/13	1	1	0-0	.000	0-0	.000	0-0	.000	0	0	0	0.2	0	0	0	0	0	0	0.0
Totals		0	10	0-1	.000	0-0	.000	0-0	.000	1	1	2	0.2	0	0	0	0	1	0	0.0

Games played: 9
Minutes/game: 1.1
FG Pct: 0.0

Rebounds/game: 0.2
Steals/game: 0.1



11 Justin Patton

Forward

Sr. ▶ 6-7 ▶ 200
Bossier City, LA ▶
(Grambling State)

↳ CAREER HIGHS

Points: 16, ULM -- 1/5/13
Rebounds: 3, 4 times
Assists: 1, 6 times
Steals: 3, Louisiana -- 12/1/12
FG made: 6, ULM -- 1/5/13
FG attempts: 11, ULM -- 1/5/13
3FG made: 1, at Virginia -- 11/20/12
3FG attempts: 2, at Virginia -- 11/20/12; Lehigh -- 12/20/12
FT made: 4, ULM -- 1/5/13; Jackson State -- 12/8/12
FT attempts: 6, Jackson State -- 12/8/12

North Texas 2012-13: Coming off career-high 16 points vs ULM ... 8-of-15 (53.3%) shooting since entering the starting lineup 2 games ago ... Earned first career start in Troy win ... Breakout game vs Louisiana: 8 points on 4-of-6 shooting, 3 steals in 10 minutes ... First career 3-pointer at Virginia ... Recovered from knee injury to see first action against Lamar ... **2011-12:** Sat out the 2011-12 season after transferring ... Was Grambling State's leading scorer and rebounder in 2010-11 with 13.2 points and a SWAC leading 7.1 rebounds per game ... Named Second Team All-SWAC ... Louisiana Sports Writers Assn All-Louisiana Second Team selection ... Won two SWAC Player of the Week awards ... Piled up 43 steals and 192 free throw attempts for the Tigers ... Scored a season-best 31 points against Mississippi Valley, and had back-to-back outings of 16 and 17 rebounds in SWAC play.

↳ 2012-13 STATS

Opponent	Date	gs	min	Total		3-Pointers		Free throws		Rebounds				pf	a	t/o	blk	stl	pts	avg	
				fg-fga	pct	3fg-fga	pct	ft-fa	pct	off	def	tot	avg								
vs Lamar	11/13/12		1	0-0	.000	0-0	.000	0-0	.000	0	0	0	0.0	0	0	0	0	0	0	0.0	
CAMERON	11/16/12		11	0-3	.000	0-1	.000	2-2	1.000	0	0	0	0.0	0	1	0	0	0	2	1.0	
vs IUPUI	11/19/12		10	0-4	.000	0-0	.000	0-0	.000	1	2	3	1.0	2	1	0	0	0	0	0.7	
at Virginia	11/20/12		6	1-2	.500	1-2	.500	0-0	.000	0	0	0	0.8	0	0	0	0	1	3	1.3	
UT ARLINGTON	11/28/12		4	1-1	1.000	0-0	.000	0-0	.000	0	0	0	0.6	0	0	0	0	0	2	1.4	
LOUISIANA	12/1/12		10	4-6	.667	0-0	.000	0-0	.000	1	1	2	0.8	2	0	2	0	3	8	2.5	
at Saint Louis	12/5/12		2	0-0	.000	0-0	.000	0-0	.000	0	0	0	0.7	2	1	0	0	0	0	2.1	
JACKSON STATE	12/8/12		11	1-2	.500	0-0	.000	4-6	.667	0	2	2	0.9	4	0	0	0	0	6	2.6	
SOUTHEASTERN LA.	12/16/12		10	0-2	.000	0-1	.000	1-2	.500	1	1	2	1.0	2	1	0	0	2	1	2.4	
LEHIGH	12/20/12		9	0-4	.000	0-2	.000	2-2	1.000	0	1	1	1.0	1	0	1	0	0	2	2.4	
at Western Kentucky	12/29/12		17	2-5	.400	0-0	.000	2-3	.667	1	2	3	1.2	2	0	2	0	0	6	2.7	
at Middle Tennessee	12/31/12		8	0-1	.000	0-0	.000	2-2	1.000	2	1	3	1.3	1	0	1	0	0	2	2.7	
TROY	1/3/13	*	10	2-4	.500	0-0	.000	0-2	.000	1	2	3	1.5	1	1	1	0	0	4	2.8	
ULM	1/5/13	*	29	6-11	.545	0-0	.000	4-4	1.000	0	2	2	1.5	0	1	0	0	0	16	3.7	
Totals			2	138	17-45	.378	1-6	.167	17-23	.739	7	14	21	1.5	17	6	7	0	6	52	3.7

Games played: 14
Minutes/game: 9.9
Points/game: 3.7
FG Pct: 37.8
3FG Pct: 16.7
FT Pct: 73.9

Rebounds/game: 1.5
Assists/game: 0.4
Turnovers/game: 0.5
Assist/turnover ratio: 0.9
Steals/game: 0.4



13 Tony Mitchell

Forward

So. ▶ 6-8 ▶ 235
Dallas, TX ▶
(Pinkston HS)

↳ CAREER HIGHS

Points: 34, at South Alabama -- 01/05/12
Rebounds: 21, at Florida Atlantic -- 02/11/12
Assists: 5, at Florida Atlantic -- 02/11/12
Steals: 3, vs Lamar -- 11/13/12; vs IUPUI -- 11/19/12
Blocks: 6, 4 times
FG made: 11, at South Alabama -- 01/05/12; Denver -- 01/21/12
FG attempts: 19, Denver -- 01/21/12
3FG made: 3, at South Alabama -- 01/05/12; at ULM -- 01/14/12
3FG attempts: 6, UT Arlington -- 11/28/12
FT made: 12, at Florida Atlantic -- 02/11/12
FT attempts: 15, at Florida Atlantic -- 02/11/12

PRESEASON ALL-AMERICAN

North Texas 2012-13: Career numbers after New Year: 16.9 PPG, 11.5 RPG, 3.3 BPG, 56.0 FG% ... Owns 30 double-digit scoring games & 15 career double-doubles ... 8th career 20+ point game vs Troy ... 2nd player in NT history with over 100 career blocks ... Preseason All-American ... Standout at the prestigious LeBron James and Amaré Stoudemire Skills Academies ... **2011-12:** Lou Henson Award Finalist ... Only third player in league history to earn Sun Belt Freshman of the Year & First-Team All-SBC in same season ... One of only 2 freshmen in the NCAA to average a double-double (14.7 PPG, 10.3 RPG) ... First frosh with multiple 30+ point/15+ rebound games since Micheal Beasley (KSU, 2007-08) ... 10.3 RPG average 2nd among freshman nationally (Anthony Davis, UK - 10.4) ... In league-only games, Mitchell led the Sun Belt in PPG (15.9), RPG (11.8), 3FG% (47.1), BPG (3.1), also 2nd in FG% (58.1) ... Set NT single-season blocks record (70), and blocks per game record (3.04) ... 22 pts/21 reb vs FAU - Tied for 9th most rebounds in the NCAA last year, is one of six 21+ reb/20+ pt games in '11-12 ... Sun Belt high 10 double-doubles ... 2nd player in league history to earn three straight SBC Player of the Week awards ... Top scoring (34 pts) & rebounding (21 reb) performances in SBC this year.

↳ 2012-13 STATS

Opponent	Date	qs	min	Total		3-Pointers		Free throws		Rebounds				Other							
				fg-fga	pct	3fg-fga	pct	ft-fta	pct	off	def	tot	avg	pf	a	t/o	blk	stl	pts	avg	
at Creighton	11/09/12	*	30	8-15	.533	2-5	.400	0-0	.000	2	5	7	7.0	4	0	1	2	2	18	18.0	
vs Alabama-Huntsville	11/12/12	*	31	2-4	.500	1-1	1.000	5-6	.833	2	9	11	9.0	5	1	3	3	0	10	14.0	
vs Lamar	11/13/12	*	28	6-16	.375	2-3	.667	4-8	.500	3	7	10	9.3	2	0	1	2	3	18	15.3	
CAMERON	11/16/12	*	23	3-5	.600	1-2	.500	4-6	.667	2	5	7	8.8	0	3	0	2	1	11	14.3	
vs IUPUI	11/19/12	*	32	10-18	.556	1-5	.200	0-0	.000	3	6	9	8.8	2	2	1	4	3	21	15.6	
at Virginia	11/20/12	*	34	4-8	.500	1-5	.200	7-9	.778	4	5	9	8.8	3	0	3	3	1	16	15.7	
UT ARLINGTON	11/28/12	*	28	3-13	.231	0-6	.000	6-6	1.000	6	3	9	8.9	4	0	4	4	2	12	15.1	
LOUISIANA	12/1/12	*	25	1-1	1.000	0-0	.000	1-2	.500	0	4	4	8.3	5	0	5	3	1	3	13.6	
at Saint Louis	12/5/12	*	28	7-12	.583	2-3	.667	2-2	1.000	3	5	8	8.2	4	0	3	0	1	18	14.1	
JACKSON STATE	12/8/12	*	31	6-9	.667	0-2	.000	3-7	.429	2	9	11	8.5	2	1	1	2	2	15	14.2	
SOUTHEASTERN LA.	12/16/12	*	34	1-9	.111	0-3	.000	6-8	.750	2	8	10	8.6	2	0	1	3	0	8	13.6	
LEHIGH	12/20/12	*	31	8-13	.615	1-2	.500	5-9	.556	3	6	9	8.7	3	0	1	3	1	22	14.3	
at Western Kentucky	12/29/12	*	32	3-8	.375	1-3	.333	0-0	.000	4	6	10	8.8	4	1	3	2	0	7	13.8	
at Middle Tennessee	12/31/12	*	32	4-12	.333	1-2	.500	4-5	.800	7	4	11	8.9	3	2	1	2	2	13	13.7	
TROY	1/3/13	*	35	9-17	.529	1-3	.333	10-12	.833	4	11	15	9.3	1	1	2	4	1	29	14.7	
ULM	1/5/13	*	35	4-8	.500	2-5	.400	5-9	.556	1	5	6	9.1	3	0	4	2	1	15	14.8	
Totals			14	489	79-168	.470	16-50	.320	62-89	.697	48	98	146	9.1	47	11	34	41	21	236	14.8

Games played: 16
Minutes/game: 30.6
Points/game: 14.8
FG Pct: 47.0
3FG Pct: 32.0
FT Pct: 69.7

Rebounds/game: 9.1
Assists/game: 0.7
Turnovers/game: 2.1
Assist/turnover ratio: 0.3
Steals/game: 1.3
Blocks/game: 2.6

↳ CAREER STATS

Season	gp-gs	min/avg	Total		3-Point		F-Throws		Rebounds				Scoring							
			fg-fga	pct	fg-fga	pct	ft-fta	pct	off	def	tot	avg	pf	fo	ast	to	blk	stl	pts	avg
2011-12	23-22	676/29.4	118-208	.567	18-41	.439	85-115	.739	58	180	238	10.3	70	2	36	65	70	20	339	14.7
2012-13	16-14	489/30.6	79-168	.470	16-50	.320	62-89	.697	48	98	146	9.1	47	2	11	34	41	21	236	14.8
TOTAL	39-36	1165/29.9	197-376	.524	34-91	.374	147-204	.721	106	278	384	9.8	117	4	47	99	111	41	575	14.7



21 T.J.
Taylor

Guard

So. ▶ 6-3 ▶ 220
Denison, TX ▶
(Paris JC / Marquette)

↳ CAREER HIGHS

North Texas: Is expected to sit out the 2012-13 season after transferring from Marquette ... **Paris Junior College:** Third Team All-America selection by the National Junior College Athletic Association in 2011-12 ... First team all-conference and all-region honoree under head coach Chuck Taylor at Paris Junior College ... Two-time Region 14 Player of the Week ... Helped lead the dragons to the regular season conference title ... posted season averages of 14.0 points, 5.0 rebounds, 3.0 assists and 1.0 steals per game ... was named the team's most valuable player, as well as top performer for all of the programs at Paris.



22 Clarke Overlander

Guard

Fr. ▶ 6-5 ▶ 210
Argyle, TX ▶
(Argyle HS)

↳ CAREER HIGHS

Points: 3, 5 times
Rebounds: 2, at Middle Tennessee -- 12/31/12
Assists: 2, at Creighton -- 11-09-12; at Creighton -- 11/09/12
Steals: 2, vs Lamar -- 11/13/12
Blocks: 1, Southeastern La. -- 12/16/12
FG made: 1, 6 times
FG attempts: 7, Troy -- 1/3/13
3FG made: 1, 5 times
3FG attempts: 6, Troy -- 1/3/13; Cameron -- 11/16/12
FT made: 2, Louisiana -- 12/1/12
FT attempts: 3, Louisiana -- 12/1/12

North Texas 2012-13: Has hit a 3-pointer in three of the last four outings ... 1-of-3 from inside 3-point, but 5-of-36 from beyond ... First career block against SELA ... Notched first career 3-pointer in Lamar win ... Saw first career action Creighton, tallied 2 assists ... **Argyle High School:** Led Argyle to a 31-8 record and its first 3A state title as a senior ... Was named the UIL State Tournament MVP after hauling in 14 points, 10 rebounds and four assists in the state title game ... First-Team All-District as a senior, but was named the District 9-3A MVP as both a sophomore and junior ... Is the first known Denton area player to sign a scholarship to play for the Mean Green ... Multiple Texas Association of Basketball Coaches All Region and All-State selections ... Averaged 15.5 points per game as a sophomore, and upped that to 19 per game and 50 percent 3-point percentage as a junior.

↳ 2012-13 STATS

Opponent	Date	qs	min	Total		3-Pointers		Free throws		Rebounds				pf	a	t/o	blk	stl	pts	avg	
				fg-fga	pct	3fg-fga	pct	ft-fta	pct	off	def	tot	avg								
at Creighton	11/09/12		15	0-3	.000	0-3	.000	0-0	.000	0	0	0	0.0	0	2	2	0	0	0	0.0	
vs Alabama-Huntsville	11/12/12		10	0-3	.000	0-2	.000	0-0	.000	0	0	0	0.0	1	0	0	0	0	0	0.0	
vs Lamar	11/13/12		13	1-5	.200	1-5	.200	0-0	.000	0	1	1	0.3	2	1	0	0	2	3	1.0	
CAMERON	11/16/12		16	0-6	.000	0-6	.000	0-0	.000	0	0	0	0.3	2	0	0	0	1	0	0.8	
vs IUPUI	11/19/12		2	0-0	.000	0-0	.000	0-0	.000	0	0	0	0.2	2	1	0	0	0	0	0.6	
at Virginia	11/20/12		8	1-2	.500	1-2	.500	0-0	.000	0	0	0	0.2	0	0	0	0	1	3	1.0	
UT ARLINGTON	11/28/12		1	0-1	.000	0-1	.000	0-0	.000	0	0	0	0.1	0	0	0	0	0	0	0.9	
LOUISIANA	12/1/12		1	0-0	.000	0-0	.000	2-3	.667	0	0	0	0.1	1	0	0	0	0	2	1.0	
at Saint Louis	12/5/12		3	0-0	.000	0-0	.000	0-0	.000	0	0	0	0.1	0	0	0	0	0	0	0.9	
JACKSON STATE	12/8/12		4	0-2	.000	0-2	.000	0-0	.000	0	1	1	0.2	0	0	0	0	0	0	0.8	
SOUTHEASTERN LA.	12/16/12		5	0-2	.000	0-2	.000	0-0	.000	0	0	0	0.2	1	0	0	1	1	0	0.7	
LEHIGH	12/20/12		9	1-3	.333	0-2	.000	0-0	.000	1	0	1	0.3	1	0	0	0	0	2	0.8	
at Western Kentucky	12/29/12		9	1-2	.500	1-2	.500	0-0	.000	0	0	0	0.2	1	0	0	0	0	3	1.0	
at Middle Tennessee	12/31/12		12	1-2	.500	1-2	.500	0-0	.000	0	2	2	0.4	1	0	1	0	0	3	1.1	
TROY	1/3/13		19	1-7	.143	1-6	.167	0-0	.000	0	1	1	0.4	2	0	1	0	1	3	1.3	
ULM	1/5/13		8	0-1	.000	0-1	.000	0-0	.000	0	0	0	0.4	2	0	0	0	0	0	1.2	
Totals			0	135	6-39	.154	5-36	.139	2-3	.667	1	5	6	0.4	16	4	4	1	6	19	1.2

Games played: 16
Minutes/game: 8.4
Points/game: 1.2
FG Pct: 15.4
3FG Pct: 13.9
FT Pct: 66.7

Rebounds/game: 0.4
Assists/game: 0.3
Turnovers/game: 0.3
Assist/turnover ratio: 1.0
Steals/game: 0.4
Blocks/game: 0.1



23 Jordan Williams

Guard

So. ▶ 6-6 ▶ 195
Dallas, TX ▶
(Kimball HS)

↳ CAREER HIGHS

Points: 26, vs Alabama-Huntsville -- 11/12/12
Rebounds: 8, at Texas -- 11/29/11; Sam Houston State -- 12/10/11
Assists: 5, vs La Sierra -- 12/02/11
Steals: 4, at Mississippi State -- 11/27/11
Blocks: 3, ULM -- 1/5/13; Cameron -- 11/16/12
FG made: 8, vs Alabama-Huntsville -- 11/12/12; Troy -- 12/31/11
FG attempts: 16, vs Alabama-Huntsville -- 11/12/12
3FG made: 4, at UT Arlington -- 11/22/11
3FG attempts: 8, vs Alabama-Huntsville -- 11/12/12; Troy -- 12/31/11
FT made: 7, vs Alabama-Huntsville -- 11/12/12
FT attempts: 7, at ULM -- 01/14/12; vs Alabama-Huntsville -- 11/12/12; Jackson State -- 12/18/11

North Texas 2012-13: Averaging 14.6 points on 45.6 percent shooting over last 5 games ... 76.0 FT% ranks 8th in the SBC ... Career 100-of-200 (50.0 percent) from inside the 3-point arc ... 22 career double-digit games ... Career-high 26 point explosion in NIT Season Tip-Off opener ... **2011-12:** Averaged 12.4 points per game after moving into "sixth-man" role ... 23 3-pointers second at NT only to Brandon Walton (54) ... Missed the season's final 13 games ... NT's fourth leading rebounder at 4.0 per game ... Posted two clutch steals in OT to help seal win over South Alabama ... 11 double-figure games, including 19 points in 18 minutes vs Troy ... 17 points, 7 rebounds at Loyola Marymount ... 16 points on 6-of-12 shooting in collegiate debut against St. Gregory's ... Was the CollegeSportsMadness.com Preseason Sun Belt Freshman of the Year.

↳ 2012-13 STATS


Opponent	Date	gs	min	Total		3-Pointers		Free throws		Rebounds				pf	a	t/o	blk	stl	pts	avg	
				fg-fga	pct	3fg-fga	pct	ft-fa	pct	off	def	tot	avg								
at Creighton	11/09/12	*	30	4-14	.286	0-5	.000	1-3	.333	4	1	5	5.0	3	1	5	0	0	9	9.0	
vs Alabama-Huntsville	11/12/12	*	36	8-16	.500	3-8	.375	7-7	1.000	3	1	4	4.5	4	1	2	2	2	26	17.5	
vs Lamar	11/13/12	*	18	2-7	.286	0-2	.000	2-2	1.000	1	1	2	3.7	2	3	2	0	2	6	13.7	
CAMERON	11/16/12	*	25	4-12	.333	1-5	.200	2-3	.667	1	1	2	3.3	1	0	2	3	0	11	13.0	
vs IUPUI	11/19/12	*	28	4-8	.500	3-3	1.000	2-3	.667	2	3	5	3.6	3	1	3	0	0	13	13.0	
at Virginia	11/20/12	*	28	4-15	.267	0-6	.000	4-5	.800	2	0	2	3.3	4	0	4	0	0	12	12.8	
UT ARLINGTON	11/28/12	*	26	2-9	.222	0-4	.000	3-4	.750	1	2	3	3.3	2	0	4	0	0	7	12.0	
LOUISIANA	12/1/12	*	28	5-12	.417	1-3	.333	0-0	.000	1	1	2	3.1	1	0	1	0	2	11	11.9	
at Saint Louis	12/5/12		20	0-4	.000	0-0	.000	0-0	.000	0	3	3	3.1	2	0	1	0	0	0	10.6	
JACKSON STATE	12/8/12		25	4-10	.400	1-4	.250	2-2	1.000	0	4	4	3.2	2	1	0	0	0	11	10.6	
SOUTHEASTERN LA.	12/16/12		15	4-6	.667	0-1	.000	0-1	.000	2	2	4	3.3	2	0	1	0	0	8	10.4	
LEHIGH	12/20/12	*	27	4-10	.400	0-2	.000	4-5	.800	3	4	7	3.6	1	2	1	0	1	12	10.5	
at Western Kentucky	12/29/12		27	7-13	.538	3-4	.750	1-1	1.000	0	0	0	3.3	3	1	2	0	0	18	11.1	
at Middle Tennessee	12/31/12	*	40	5-14	.357	1-7	.143	4-6	.667	1	2	3	3.3	1	0	1	0	1	15	11.4	
TROY	1/3/13	*	35	4-8	.500	0-1	.000	4-5	.800	3	3	6	3.5	1	2	0	1	0	12	11.4	
ULM	1/5/13	*	37	6-12	.500	2-4	.500	2-3	.667	0	1	1	3.3	1	1	3	3	0	16	11.7	
Totals			12	445	67-170	.394	15-59	.254	38-50	.760	24	29	53	3.3	33	13	32	9	8	187	11.7

Games played: 16
Minutes/game: 27.8
Points/game: 11.7
FG Pct: 39.4
3FG Pct: 25.4
FT Pct: 76.0

Rebounds/game: 3.3
Assists/game: 0.8
Turnovers/game: 2.0
Assist/turnover ratio: 0.4
Steals/game: 0.5
Blocks/game: 0.6

↳ CAREER STATS

Season	gp-gs	min/avg	Total		3-Point		F-Throws		Rebounds				Scoring							
			fg-fga	pct	fg-fga	pct	ft-fa	pct	off	def	tot	avg	pf	fo	ast	to	blk	stl	pts	avg
2011-12	19-13	480/25.3	71-173	.410	23-84	.274	42-54	.778	36	40	76	4.0	39	0	25	41	9	21	207	10.9
2012-13	16-12	445/27.8	67-170	.394	15-59	.254	38-50	.760	24	29	53	3.3	33	0	13	32	9	8	187	11.7
TOTAL	35-25	925/26.4	138-343	.402	38-143	.266	80-104	.769	60	69	129	3.7	72	0	38	73	18	29	394	11.3



25 Niko Stojiljkovic

Forward

Sr. ▶ 6-9 ▶ 215
Paris, France ▶
(Lon Morris College)

↳ CAREER HIGHS

Points: 8, at FIU -- 02/09/12; at UT Arlington -- 11/22/11; Sam Houston State -- 12/10/11
Rebounds: 10, Troy -- 12/31/11
Assists: 4, at Arkansas State -- 01/07/12; Troy -- 12/31/11
Steals: 2, 4 times
Blocks: 1, at South Alabama -- 01/05/12; at Florida Atlantic -- 02/11/12; Sam Houston State -- 12/10/11
FG made: 4, at FIU -- 02/09/12
FG attempts: 6, at UT Arlington -- 11/22/11
3FG made: 1, at Louisiana-Lafayette -- 01/25/12; at Saint Louis -- 12/05/12; Sam Houston State -- 12/10/11
3FG attempts: 2, ULM -- 1/5/13; Cameron -- 11/16/12; Sam Houston State -- 12/10/11
FT made: 4, at Middle Tennessee -- 12/31/12
FT attempts: 6, Louisiana-Lafayette -- 02/18/12

North Texas 2012-13: Solid 3-of-3 shooting for season-high tying 6 points vs Troy ... First start of 2012-13 vs Lehigh ... Season best 6 points on 2-of-3 shooting at SLU ... **2011-12:** Went 4-of-7 (57.1 percent) from the floor in the Sun Belt Tournament ...

Earned five starts on the year, and saw action in 31 of 32 games ... Despite ranking 11th at NT in minutes, Niko finished 7th on the team in free throw attempts (25-of-43) and 6th in offensive boards (31) ... Just 1 point shy of being NT's eighth 100 point player on the year (3.2 point per game average) ... 4-of-5 shooting for 8 points at FIU ... 3 points shy of double-double vs Troy - career-high 10 boards ... 8 points, 1 block in 11 minutes vs Sam Houston State ... Grabbed 2.6 rebounds per game, including 5 games of at least 5 boards.

↳ 2012-13 STATS

Opponent	Date	qs	min	Total		3-Pointers		Free throws		Rebounds				pf	a	t/o	blk	stl	pts	avg
				fg-fga	pct	3fg-fga	pct	ft-fta	pct	off	def	tot	avg							
at Creighton	11/09/12		6	0-0	.000	0-0	.000	0-0	.000	0	0	0	0.0	2	0	0	0	0	0	0.0
vs Alabama-Huntsville	11/12/12		1	0-0	.000	0-0	.000	0-0	.000	0	0	0	0.0	0	0	0	0	0	0	0.0
vs Lamar	11/13/12		7	0-1	.000	0-0	.000	0-0	.000	0	1	1	0.3	0	1	0	0	1	0	0.0
CAMERON	11/16/12		10	0-4	.000	0-2	.000	0-0	.000	3	0	3	1.0	1	0	0	0	0	0	0.0
vs IUPUI	11/19/12		5	1-3	.333	0-0	.000	0-0	.000	2	0	2	1.2	0	0	0	0	0	2	0.4
at Virginia	11/20/12		4	0-0	.000	0-0	.000	0-0	.000	0	0	0	1.0	1	0	1	0	0	0	0.3
UT ARLINGTON	11/28/12		3	0-1	.000	0-1	.000	0-1	.000	0	0	0	0.9	1	0	0	0	0	0	0.3
LOUISIANA	12/1/12		3	0-1	.000	0-0	.000	0-0	.000	1	1	2	1.0	1	0	0	0	0	0	0.3
at Saint Louis	12/5/12		14	2-3	.667	1-1	1.000	1-1	1.000	0	4	4	1.3	2	0	0	0	0	6	0.9
JACKSON STATE	12/8/12		3	0-0	.000	0-0	.000	0-0	.000	0	0	0	1.2	0	1	0	0	0	0	0.8
SOUTHEASTERN LA.	12/16/12		7	0-1	.000	0-0	.000	0-0	.000	0	1	1	1.2	2	0	1	0	1	0	0.7
LEHIGH	12/20/12	*	10	0-1	.000	0-1	.000	0-0	.000	0	0	0	1.1	4	0	3	0	2	0	0.7
at Western Kentucky	12/29/12		9	1-1	1.000	0-0	.000	0-0	.000	1	2	3	1.2	0	0	1	0	0	2	0.8
at Middle Tennessee	12/31/12		18	0-3	.000	0-1	.000	4-4	1.000	0	0	0	1.1	2	3	0	0	0	4	1.0
TROY	1/3/13		23	3-3	1.000	0-0	.000	0-0	.000	0	3	3	1.3	0	2	1	0	1	6	1.3
ULM	1/5/13		17	0-4	.000	0-2	.000	2-2	1.000	0	3	3	1.4	2	1	0	0	2	2	1.4
Totals			140	7-26	.269	1-8	.125	7-8	.875	7	15	22	1.4	18	8	7	0	7	22	1.4

Games played: 16
Minutes/game: 8.8
Points/game: 1.4
FG Pct: 26.9
3FG Pct: 12.5
FT Pct: 87.5

Rebounds/game: 1.4
Assists/game: 0.5
Turnovers/game: 0.4
Assist/turnover ratio: 1.1
Steals/game: 0.4

↳ CAREER STATS

Season	gp-gs	min/avg	Total		3-Point		F-Throws		Rebounds				Scoring							
			fg-fga	pct	fg-fga	pct	ft-fta	pct	off	def	tot	avg	pf	fo	ast	to	blk	stl	pts	avg
2011-12	31-5	344/11.1	36-84	.429	2-10	.200	25-43	.581	31	50	81	2.6	43	0	25	26	3	10	99	3.2
2012-13	16-1	140/8.8	7-26	.269	1-8	.125	7-8	.875	7	15	22	1.4	18	0	8	7	0	7	22	1.4
TOTAL	47-6	484/10.3	43-110	.391	3-18	.167	32-51	.627	38	65	103	2.2	61	0	33	33	3	17	121	2.6



32 Roger Franklin

Guard

Sr. ▶ 6-5 ▶ 220
Duncanville, TX ▶
(Oklahoma State)

↳ CAREER HIGHS

Points: 20, Western Kentucky -- 01/12/12
Rebounds: 15, at ULM -- 01/14/12
Assists: 4, at UALR -- 02/23/12
Steals: 4, ULM -- 1/5/13
Blocks: 2, 6 times
FG made: 7, vs Alabama-Huntsville -- 11/12/12
FG attempts: 15, vs Columbia -- 12/03/11
3FG made: 1, Troy -- 1/3/13; UT Arlington -- 11/28/12; at Texas -- 11/29/11
3FG attempts: 3, at Texas -- 11/29/11
FT made: 8, Western Kentucky -- 01/12/12; Denver -- 01/21/12
FT attempts: 13, Denver -- 01/21/12

North Texas: 2012-13: Only player on the roster to start every game in 2012-13 ... 5th career double-double vs IUPUI ... 16 points vs Alabama-Huntsville on 7-of-12 ... **2011-12:** Four double-doubles in '11-12 tied for sixth most in the Sun Belt ...

5.0 rebounds per game rank second at NT ... 15 double-digit scoring games, including career-high 20 vs WKU ... Shot 46.2

percent in the SBC Tourney ... Reached double-figures in 9 of last 15 games, including double-doubles in three of those ... Started 16 games, and appeared in all 32 ... 14th in SBC with 5.7 rebounds per league game ... 15 rebounds at ULM are the fifth most by an SBC player ... 11 of 16 blocks came in Sun Belt play ... First double-double at Texas with 13 points, 12 rebounds ... NCAA approved transfer waiver.

↳ 2012-13 STATS

Opponent	Date	qs	min	Total		3-Pointers		Free throws		Rebounds				pf	a	t/o	blk	stl	pts	avg	
				fg-fga	pct	3fg-fga	pct	ft-fta	pct	off	def	tot	avg								
at Creighton	11/09/12	*	22	4-8	.500	0-1	.000	0-0	.000	1	4	5	5.0	2	1	0	0	1	8	8.0	
vs Alabama-Huntsville	11/12/12	*	31	7-12	.583	0-0	.000	2-2	1.000	4	5	9	7.0	4	1	1	0	1	16	12.0	
vs Lamar	11/13/12	*	16	0-1	.000	0-0	.000	1-2	.500	0	1	1	5.0	2	0	1	0	0	1	8.3	
CAMERON	11/16/12	*	18	1-3	.333	0-0	.000	0-0	.000	2	4	6	5.3	4	1	2	0	0	2	6.8	
vs IUPUI	11/19/12	*	24	6-8	.750	0-0	.000	1-2	.500	3	7	10	6.2	2	1	0	1	0	13	8.0	
at Virginia	11/20/12	*	21	1-5	.200	0-0	.000	3-4	.750	4	2	6	6.2	2	1	2	2	1	5	7.5	
UT ARLINGTON	11/28/12	*	31	4-6	.667	1-1	1.000	2-5	.400	2	7	9	6.6	5	1	2	1	2	11	8.0	
LOUISIANA	12/1/12	*	34	6-7	.857	0-0	.000	2-4	.500	4	1	5	6.4	3	0	6	0	0	14	8.8	
at Saint Louis	12/5/12	*	30	1-10	.100	0-0	.000	4-4	1.000	2	2	4	6.1	3	1	3	0	0	6	8.4	
JACKSON STATE	12/8/12	*	26	3-6	.500	0-0	.000	7-9	.778	2	5	7	6.2	1	1	1	0	2	13	8.9	
SOUTHEASTERN LA.	12/16/12	*	29	6-11	.545	0-0	.000	0-0	.000	1	5	6	6.2	1	0	0	2	1	12	9.2	
LEHIGH	12/20/12	*	22	4-10	.400	0-0	.000	1-1	1.000	2	4	6	6.2	1	0	1	2	1	9	9.2	
at Western Kentucky	12/29/12	*	18	2-6	.333	0-0	.000	2-2	1.000	1	2	3	5.9	5	0	2	0	0	6	8.9	
at Middle Tennessee	12/31/12	*	22	5-12	.417	0-1	.000	1-1	1.000	0	4	4	5.8	2	0	1	0	0	11	9.1	
TROY	1/3/13	*	23	4-11	.364	1-1	1.000	1-2	.500	0	6	6	5.8	2	1	3	0	3	10	9.1	
ULM	1/5/13	*	32	3-6	.500	0-0	.000	2-5	.400	4	0	4	5.7	2	3	1	1	4	8	9.1	
Totals			16	399	57-122	.467	2-4	.500	29-43	.674	32	59	91	5.7	41	12	26	9	16	145	9.1

Games played: 16
Minutes/game: 24.9
Points/game: 9.1
FG Pct: 46.7
3FG Pct: 50.0
FT Pct: 67.4

Rebounds/game: 5.7
Assists/game: 0.8
Turnovers/game: 1.6
Assist/turnover ratio: 0.5
Steals/game: 1.0
Blocks/game: 0.6

↳ CAREER STATS

Season	gp-gs	min/avg	Total		3-Point		F-Throws		Rebounds				Scoring							
			fg-fga	pct	fg-fga	pct	ft-fta	pct	off	def	tot	avg	pf	fo	ast	to	blk	stl	pts	avg
2011-12	32-16	754/23.6	102-248	.411	1-7	.143	58-86	.674	45	115	160	5.0	71	0	37	44	16	18	263	8.2
2012-13	16-16	399/24.9	57-122	.467	2-4	.500	29-43	.674	32	59	91	5.7	41	2	12	26	9	16	145	9.1
TOTAL	48-32	1153/24.0	159-370	.430	3-11	.273	87-129	.674	77	174	251	5.2	112	2	49	70	25	34	408	8.5



44 Keith Coleman

Forward/Center

So. ▶ 6-10 ▶ 245
Philadelphia, PA ▶
(Marshalltown CC)

↳ CAREER HIGHS

Points: 5, Cameron -- 11/16/12
Rebounds: 7, vs Lamar -- 11/13/12
Assists: 1, vs Lamar -- 11/13/12
Steals: 1, at Creighton -- 11-09-12; at Creighton -- 11/09/12; vs Lamar -- 11/13/12
Blocks: 3, Cameron -- 11/16/12
FG made: 2, Cameron -- 11/16/12; at Virginia -- 11/20/12
FG attempts: 6, Cameron -- 11/16/12
FT made: 2, vs Alabama-Huntsville -- 11/12/12
FT attempts: 2, 4 times

North Texas 2012-13: 7 boards in win over Lamar ... Saw first career action at Creighton, tallied 2 pts & 5 boards ... Marshalltown CC: Was rated by Hot100Hoops.com as one of the nation's top-25 junior college players ... Originally signed with Nebraska ... Racked up averages of 8.0 points, 7.1 rebounds and 1.8 assists per game last year for Marshalltown (Iowa) CC ...

Will have three years of eligibility remaining for the Mean Green ... Tallied three double-doubles last season for the Tigers, including a 17-point, 13-rebound outing against Southwestern (Iowa) CC ... Shot 57.1 percent from the floor on the year and was named Honorable Mention All-Region XI.

↳ 2012-13 STATS

Opponent	Date	qs	min	Total		3-Pointers		Free throws		Rebounds				pf	a	t/o	blk	stl	pts	avg
				fg-fga	pct	3fg-fga	pct	ft-fga	pct	off	def	tot	avg							
at Creighton	11/09/12		12	1-2	.500	0-0	.000	0-1	.000	2	3	5	5.0	2	0	2	0	1	2	2.0
vs Alabama-Huntsville	11/12/12		8	0-2	.000	0-0	.000	2-2	1.000	1	2	3	4.0	2	0	0	0	0	2	2.0
vs Lamar	11/13/12		19	1-5	.200	0-0	.000	0-1	.000	1	6	7	5.0	1	1	3	1	1	2	2.0
CAMERON	11/16/12		17	2-6	.333	0-0	.000	1-2	.500	2	2	4	4.8	1	0	1	3	0	5	2.8
vs IUPUI	11/19/12		3	0-1	.000	0-0	.000	0-0	.000	0	0	0	3.8	2	0	0	0	0	0	2.2
at Virginia	11/20/12		7	2-2	1.000	0-0	.000	0-0	.000	1	0	1	3.3	1	0	1	0	0	4	2.5
UT ARLINGTON	11/28/12		4	0-0	.000	0-0	.000	0-0	.000	0	0	0	2.9	1	0	0	0	0	0	2.1
LOUISIANA	12/1/12		6	0-0	.000	0-0	.000	0-0	.000	0	0	0	2.5	1	0	0	0	0	0	1.9
at Saint Louis	12/5/12		7	1-1	1.000	0-0	.000	0-0	.000	0	1	1	2.3	1	0	0	0	0	2	1.9
JACKSON STATE	12/8/12		9	1-2	.500	0-0	.000	0-0	.000	0	2	2	2.3	2	0	0	0	0	2	1.9
SOUTHEASTERN LA.	12/16/12		6	0-2	.000	0-0	.000	0-0	.000	0	0	0	2.1	1	0	1	1	0	0	1.7
LEHIGH	12/20/12		3	0-0	.000	0-0	.000	0-2	.000	0	0	0	1.9	0	0	0	0	0	0	1.6
at Western Kentucky	12/29/12		9	0-3	.000	0-0	.000	0-0	.000	0	3	3	2.0	2	0	0	1	0	0	1.5
at Middle Tennessee	12/31/12		4	0-0	.000	0-0	.000	0-0	.000	0	1	1	1.9	1	0	0	1	0	0	1.4
ULM	1/5/13		5	1-1	1.000	0-0	.000	1-2	.500	0	0	0	1.8	0	0	1	0	0	3	1.5
Totals		0	119	9-27	.333	0-0	.000	4-10	.400	7	20	27	1.8	18	1	9	7	2	22	1.5

Games played: 15
Minutes/game: 7.9
Points/game: 1.5
FG Pct: 33.3
FT Pct: 40.0

Rebounds/game: 1.8
Assists/game: 0.1
Turnovers/game: 0.6
Assist/turnover ratio: 0.1
Steals/game: 0.1
Blocks/game: 0.5

2012-13 SEASON STATS TEAM/INDIVIDUAL

RECORD:	OVERALL	HOME	AWAY	NEUTRAL
ALL GAMES	6-10	4-4	0-5	2-1
CONFERENCE	1-4	1-2	0-2	0-0
NON-CONFERENCE	5-6	3-2	0-3	2-1

#	Player	gp-gs	min	avg	Total		3-Point		F-Throw		Rebounds				pf	dq	a	to	blk	stl	pts	avg
					fg-fga	fg%	3fg-fga	3fg%	ft-fga	ft%	off	def	tot	avg								
13	Mitchell, Tony	16-14	489	30.6	79-168	.470	16-50	.320	62-89	.697	48	98	146	9.1	47	2	11	34	41	21	236	14.8
23	Williams, Jordan	16-12	445	27.8	67-170	.394	15-59	.254	38-50	.760	24	29	53	3.3	33	0	13	32	9	8	187	11.7
03	Williams, Alzee	15-13	487	32.5	56-140	.400	2-6	.333	41-58	.707	22	29	51	3.4	19	0	23	12	2	7	155	10.3
05	Jones, Chris	13-13	358	27.5	48-118	.407	3-16	.188	33-46	.717	12	36	48	3.7	34	0	65	35	0	29	132	10.2
32	Franklin, Roger	16-16	399	24.9	57-122	.467	2-4	.500	29-43	.674	32	59	91	5.7	41	2	12	26	9	16	145	9.1
01	Holmen, Jacob	14-7	230	16.4	32-82	.390	10-30	.333	10-13	.769	22	29	51	3.6	19	0	4	9	5	4	84	6.0
11	Patton, Justin	14-2	138	9.9	17-45	.378	1-6	.167	17-23	.739	7	14	21	1.5	17	0	6	7	0	6	52	3.7
04	Hardwick, P.J.	16-2	249	15.6	15-29	.517	0-1	.000	4-9	.444	7	22	29	1.8	28	0	32	20	0	13	34	2.1
44	Coleman, Keith	15-0	119	7.9	9-27	.333	0-0	.000	4-10	.400	7	20	27	1.8	18	0	1	9	7	2	22	1.5
25	Stojiljkovic, Niko	16-1	140	8.8	7-26	.269	1-8	.125	7-8	.875	7	15	22	1.4	18	0	8	7	0	7	22	1.4
22	Overlander, Clarke	16-0	135	8.4	6-39	.154	5-36	.139	2-3	.667	1	5	6	0.4	16	0	4	4	1	6	19	1.2
02	Walton, Brandan	1-0	1	1.0	0-0	.000	0-0	.000	0-0	.000	0	0	0	0.0	0	0	0	0	0	0	0	0.0
10	Mitchell, Austin	9-0	10	1.1	0-1	.000	0-0	.000	0-0	.000	1	1	2	0.2	0	0	0	0	0	1	0	0.0
Team											36	26	62		1		7					
Total.....		16	3200		393-967	.406	55-216	.255	247-352	.702	226	383	609	38.1	291	4	179	202	74	120	1088	68.0
Opponents.....		16	3200		376-898	.419	111-287	.387	239-336	.711	187	407	594	37.1	307	-	201	232	57	99	1102	68.9

TEAM STATISTICS	NT	OPP	Date	Opponent	Score	Att.
SCORING	1088	1102	11/09/12	at Creighton	L 51-71	17139
Points per game	68.0	68.9	11/12/12	vs Alabama-Huntsville	L 75-78	12068
Scoring margin	-0.9	-	11/13/12	vs Lamar	w 74-59	12006
FIELD GOALS-ATT	393-967	376-898	11/16/12	CAMERON	w 78-49	2673
Field goal pct	.406	.419	11/19/12	vs IUPUI	w 80-66	1444
3 POINT FG-ATT	55-216	111-287	11/20/12	at Virginia	L 64-80	1745
3-point FG pct	.255	.387	11/28/12	UT ARLINGTON	L 59-72	4832
3-pt FG made per game	3.4	6.9	* 12/1/12	LOUISIANA	L 76-80	3631
FREE THROWS-ATT	247-352	239-336	12/5/12	at Saint Louis	L 63-67	4817
Free throw pct	.702	.711	12/8/12	JACKSON STATE	w 83-65	2872
F-Throws made per game	15.4	14.9	12/16/12	SOUTHEASTERN LA.	w 45-40	2645
REBOUNDS	609	594	12/20/12	LEHIGH	L 75-90	4955
Rebounds per game	38.1	37.1	* 12/29/12	at Western Kentucky	L 64-70	4776
Rebounding margin	+0.9	-	* 12/31/12	at Middle Tennessee	L 57-75	3872
ASSISTS	179	201	* 1/3/13	TROY	w 76-59	2338
Assists per game	11.2	12.6	* 1/5/13	ULM	L 68-81	3361
TURNOVERS	202	232	* - Conference game			
Turnovers per game	12.6	14.5				
Turnover margin	+1.9	-				
Assist/turnover ratio	0.9	0.9				
STEALS	120	99				
Steals per game	7.5	6.2				
BLOCKS	74	57				
Blocks per game	4.6	3.6				
ATTENDANCE	27307	57867				
Home games-Avg/Game	8-3413	5-6470				
Neutral site-Avg/Game	-	3-8506				

Score by Periods	1st	2nd	Totals
North Texas	513	575	1088
Opponents	543	559	1102

2012-13 SEASON STATS SUN BELT ONLY

RECORD:	OVERALL	HOME	AWAY	NEUTRAL
ALL GAMES	1-4	1-2	0-2	0-0
CONFERENCE	1-4	1-2	0-2	0-0
NON-CONFERENCE	0-0	0-0	0-0	0-0

#	Player	gp-gs	min	avg	Total		3-Point		F-Throw		Rebounds				pf	dq	a	to	blk	stl	pts	avg			
					fg-fga	fg%	3fg-fga	3fg%	ft-fa	ft%	off	def	tot	avg											
05	Jones, Chris	2-2	64	32.0	10-19	.526	1-3	.333	12-15	.800	3	5	8	4.0	5	0	8	3	0	9	33	16.5			
23	Williams, Jordan	5-4	167	33.4	27-59	.458	7-19	.368	11-15	.733	5	7	12	2.4	7	0	4	7	4	3	72	14.4			
13	Mitchell, Tony	5-5	159	31.8	21-46	.457	5-13	.385	20-28	.714	16	30	46	9.2	16	1	4	15	13	5	67	13.4			
32	Franklin, Roger	5-5	129	25.8	20-42	.476	1-2	.500	8-14	.571	9	13	22	4.4	14	1	4	13	1	7	49	9.8			
03	Williams, Alzee	4-3	127	31.8	10-32	.313	1-3	.333	8-10	.800	7	6	13	3.3	7	0	8	5	1	0	29	7.3			
11	Patton, Justin	5-2	74	14.8	14-27	.519	0-0	.000	8-11	.727	5	8	13	2.6	6	0	2	6	0	3	36	7.2			
01	Holmen, Jacob	3-2	44	14.7	5-15	.333	3-7	.429	2-4	.500	6	4	10	3.3	6	0	2	4	3	1	15	5.0			
25	Stojiljkovic, Niko	5-0	70	14.0	4-12	.333	0-3	.000	6-6	1.000	2	9	11	2.2	5	0	6	2	0	3	14	2.8			
04	Hardwick, P.J.	5-2	91	18.2	6-9	.667	0-0	.000	0-1	.000	0	5	5	1.0	8	0	14	8	0	1	12	2.4			
22	Overlander, Clarke	5-0	49	9.8	3-12	.250	3-11	.273	2-3	.667	0	3	3	0.6	7	0	0	2	0	1	11	2.2			
44	Coleman, Keith	4-0	24	6.0	1-4	.250	0-0	.000	1-2	.500	0	4	4	1.0	4	0	0	1	2	0	3	0.8			
10	Mitchell, Austin	2-0	2	1.0	0-0	.000	0-0	.000	0-0	.000	0	0	0	0.0	0	0	0	0	0	0	0	0.0			
Team											3	9	12												4
Total.....		5	1000	121-277		.437	21-61	.344	78-109	.716	56	103	159	31.8	85	2	52	70	24	33	341	68.2			
Opponents.....		5	1000	128-278		.460	36-89	.404	73-101	.723	61	118	179	35.8	88	-	66	67	14	35	365	73.0			

TEAM STATISTICS	NT	OPP	Date	Opponent	Score	Att.
SCORING	341	365	* 12/1/12	LOUISIANA	L 76-80	3631
Points per game	68.2	73.0	* 12/29/12	at Western Kentucky	L 64-70	4776
Scoring margin	-4.8	-	* 12/31/12	at Middle Tennessee	L 57-75	3872
FIELD GOALS-ATT	121-277	128-278	* 1/3/13	TROY	W 76-59	2338
Field goal pct	.437	.460	* 1/5/13	ULM	L 68-81	3361
3 POINT FG-ATT	21-61	36-89	* - Conference game			
3-point FG pct	.344	.404				
3-pt FG made per game	4.2	7.2				
FREE THROWS-ATT	78-109	73-101				
Free throw pct	.716	.723				
F-Throws made per game	15.6	14.6				
REBOUNDS	159	179				
Rebounds per game	31.8	35.8				
Rebounding margin	-4.0	-				
ASSISTS	52	66				
Assists per game	10.4	13.2				
TURNOVERS	70	67				
Turnovers per game	14.0	13.4				
Turnover margin	-0.6	-				
Assist/turnover ratio	0.7	1.0				
STEALS	33	35				
Steals per game	6.6	7.0				
BLOCKS	24	14				
Blocks per game	4.8	2.8				
ATTENDANCE	9330	8648				
Home games-Avg/Game	3-3110	2-4324				
Neutral site-Avg/Game	-	0-0				

Score by Periods	1st	2nd	Totals
North Texas	158	183	341
Opponents	172	193	365

2012-13 GAME-BY-GAME

Opponent	1st	2nd	Score	Mar	Total FG	FG Pct	3-Pointers	3FG Pct	Free Throws	FT Pct	Rebounds	Assist	T/Over	Block	Steal	Fouls
Creighton	25/39	26/32	51-71	(20)	22-69/24-48	.319/.500	2-16/5-18	.125/.278	5-10/18-22	.500/.818	38/39	11/14	12/13	2/6	6/4	20/12
Alabama-Huntsville	37/41	38/37	75-78	(3)	23-64/24-61	.359/.393	4-13/12-27	.308/.444	25-33/18-23	.758/.783	40/45	16/19	10/16	5/1	6/6	21/24
Lamar	36/30	38/29	74-59	+15	29-64/25-60	.453/.417	3-10/1-6	.300/.167	13-21/8-15	.619/.533	38/38	19/8	15/23	3/4	11/8	14/18
CAMERON	43/20	35/29	78-49	+29	31-68/17-64	.456/.266	5-20/8-24	.250/.333	11-17/7-9	.647/.778	50/39	14/6	11/15	9/2	5/6	13/21
IUPUI	41/31	39/35	80-66	+14	34-69/24-64	.493/.375	7-13/5-21	.538/.238	5-9/13-19	.556/.684	43/37	19/10	11/11	5/4	6/8	18/13
Virginia	22/42	42/38	64-80	(16)	21-58/27-46	.362/.587	3-19/8-11	.158/.727	19-26/18-24	.731/.750	34/28	5/18	14/15	5/5	7/7	21/20
UT ARLINGTON	31/31	28/41	59-72	(13)	18-58/24-52	.310/.462	4-23/5-9	.174/.556	19-28/19-29	.679/.655	36/43	7/12	16/19	6/2	15/10	23/23
LOUISIANA	39/39	37/41	76-80	(4)	26-57/26-53	.456/.491	4-9/9-18	.444/.500	20-28/19-26	.714/.731	34/32	7/14	19/19	5/2	11/8	22/19
Saint Louis	36/34	27/33	63-67	(4)	22-52/20-51	.423/.392	4-7/7-18	.571/.389	15-16/20-25	.938/.800	35/29	11/14	15/19	0/6	6/6	21/18
JACKSON STATE	32/33	51/32	83-65	+18	27-56/17-52	.482/.327	1-12/10-27	.083/.370	28-40/21-34	.700/.618	46/30	11/9	5/10	2/4	6/1	23/33
SOUTHEASTERN LA.	19/18	26/22	45-40	+5	18-61/14-56	.295/.250	0-11/3-14	.000/.214	9-16/9-16	.563/.563	42/51	4/4	8/19	7/1	11/2	15/16
LEHIGH	33/52	42/38	75-90	(15)	27-71/32-66	.380/.485	1-11/11-23	.091/.478	20-27/15-19	.741/.789	48/36	10/21	15/15	6/8	8/6	17/21
Western Kentucky	26/37	38/33	64-70	(6)	24-57/21-52	.421/.404	5-11/9-19	.455/.474	11-15/19-26	.733/.731	33/37	8/11	13/11	5/5	5/7	21/14
Middle Tennessee	24/37	33/38	57-75	(18)	19-56/31-61	.339/.508	4-17/5-13	.235/.385	15-19/8-16	.789/.500	33/42	11/18	12/9	3/4	3/3	18/18
TROY	39/29	37/30	76-59	+17	28-58/22-64	.483/.344	4-12/5-23	.333/.217	16-22/10-13	.727/.769	40/38	14/10	14/14	5/2	6/9	12/17
ULM	30/30	38/51	68-81	(13)	24-49/28-48	.490/.583	4-12/8-16	.333/.500	16-25/17-20	.640/.850	19/30	12/13	12/14	6/1	8/8	12/20

Note: Game totals are displayed in the format TEAM/OPPONENT for each category

2012-13 STAT EXTRAS

NORTH TEXAS

OPPONENTS

	Pts	Pts	2nd	Fast	Bench
	<u>Paint</u>	<u>Off TO</u>	<u>Chance</u>	<u>Break</u>	<u>Pts</u>
<i>Creighton</i>	32	11	14	8	7
<i>Alabama-Huntsville</i>	28	14	22	8	8
Lamar	40	24	11	14	17
Cameron	32	13	12	8	26
IUPUI	44	20	18	20	16
<i>Virginia</i>	30	21	17	11	14
<i>UT Arlington</i>	20	14	13	10	14
<i>Louisiana</i>	28	24	5	10	18
<i>Saint Louis</i>	20	11	7	4	10
Jackson State	44	9	17	10	21
Southeastern Louisiana	22	16	14	4	11
<i>Lehigh</i>	42	13	25	6	48
<i>Western Kentucky</i>	26	11	16	10	29
<i>Middle Tennessee</i>	22	13	13	0	11
Troy	44	11	14	14	19
<i>ULM</i>	26	17	5	2	5
Averages	31.3	15.1	13.9	8.7	17.1

Pts	Pts	2nd	Fast	Bench
<u>Paint</u>	<u>Off TO</u>	<u>Chance</u>	<u>Break</u>	<u>Pts</u>
30	11	8	5	20
20	7	21	6	26
32	18	14	10	26
16	9	7	7	34
34	17	23	4	35
28	18	6	7	32
36	15	9	18	33
26	21	14	0	6
18	13	10	5	28
10	12	2	3	30
18	5	4	6	15
40	20	16	13	14
20	10	11	7	10
38	14	15	6	33
26	11	22	0	35
24	14	4	6	26
26.0	13.4	11.6	6.4	25.2

2007, 2010 SUN BELT CONFERENCE CHAMPIONS

6-10, 1-4 SUN BELT WEST

5 NORTH TEXAS 80 vs IUPUI 66
NIT Season Tip-Off • Charlottesville, Va. • 11/19/12

Mean Green (3-2) FG-A 3G-A FT-A O D T PF Pts A TO B S Min.
13 Mitchell, Tony... f .10 .18 .1 .5 .0 .0 .3 .6 .9 .2 .21 .2 .1 .4 .3 .32
32 Franklin, Roger... f .6 .8 .0 .0 .1 .2 .3 .7 .10 .2 .13 .1 .0 .1 .0 .24
03 Williams, Alzee... g .3 .11 .0 .0 .2 .4 .1 .3 .4 .1 .8 .4 .0 .0 .0 .33
05 Jones, Chris... g .4 .6 .1 .1 .0 .0 .0 .3 .3 .2 .9 .8 .5 .0 .2 .29
14 Williams, Jordan... g .4 .8 .3 .3 .2 .3 .2 .3 .5 .3 .13 .1 .3 .0 .0 .28
01 Holmen, Jacob... .5 .9 .2 .4 .0 .0 .2 .2 .4 .2 .12 .0 .0 .0 .0 .19
04 Hardwick, P.J... .1 .1 .0 .0 .0 .0 .0 .1 .1 .0 .2 .2 .1 .1 .0 .1 .14
10 Mitchell, Austin... .0 .0 .0 .0 .0 .0 .0 .0 .0 .0 .0 .0 .0 .0 .0 .0 .1
11 Patton, Justin... .0 .4 .0 .0 .0 .0 .1 .2 .3 .2 .0 .1 .0 .0 .0 .0 .10
22 Overlander, Clarke... .0 .0 .0 .0 .0 .0 .0 .0 .1 .1 .2 .0 .1 .0 .0 .0 .2
25 Stojilkovic, Niko... .1 .3 .0 .0 .0 .0 .2 .0 .2 .0 .2 .0 .0 .0 .0 .0 .5
44 Coleman, Keith... .0 .1 .0 .0 .0 .0 .0 .0 .0 .2 .0 .0 .0 .0 .0 .0 .3
TEAM 2 . 2 1
Totals 34 .69 .7 .13 .5 .9 .16 .27 .43 .18 .80 .19 .11 .5 .6 .200

IUPUI (2-3) FG-A 3G-A FT-A O D T PF Pts A TO B S Min.
30 Gibbs, Donovan... f .3 .9 .0 .1 .1 .1 .2 .6 .8 .2 .7 .0 .2 .0 .0 .32
42 Patton, Mitchell... f .6 .11 .0 .0 .0 .1 .2 .4 .6 .2 .12 .0 .2 .2 .1 .23
12 Rice, Greg... g .0 .4 .0 .0 .0 .0 .0 .0 .0 .2 .0 .0 .1 .0 .1 .13
22 Esposito, Sean... g .0 .3 .0 .2 .0 .0 .0 .0 .1 .1 .1 .0 .1 .1 .1 .16
25 Hart, John... g .4 .14 .1 .6 .3 .4 .2 .2 .4 .1 .12 .4 .1 .0 .4 .34
01 Gaines, Lyonell... .7 .9 .0 .0 .3 .4 .8 .4 .12 .0 .17 .2 .1 .0 .0 .22
10 Shanklin, Jordan... .1 .5 .1 .4 .3 .4 .0 .1 .1 .1 .6 .2 .0 .0 .1 .28
11 Loepker, Cameron... .0 .0 .0 .0 .0 .0 .0 .1 .1 .1 .0 .0 .1 .0 .0 .3
22 Barksdale, Marcellus... .0 .1 .0 .0 .0 .1 .0 .1 .1 .2 .0 .1 .0 .1 .0 .12
23 Hubert, Pj... .3 .8 .3 .8 .3 .4 .0 .1 .1 .1 .12 .1 .2 .0 .0 .17
TEAM 2 . 2 1
Totals 24 .64 .5 .21 .13 .19 .16 .21 .37 .13 .66 .10 .11 .4 .8 .200

North Texas 41 39 80 49.3 53.8 55.6 44 20 18 20 16
IUPUI 31 35 66 37.5 23.8 68.4 34 17 23 4 35
Officials: Tim Clougherty (R), Tony Dawkins, Clarence Armstrong
Attendance: 1,444

6 NORTH TEXAS 64 at VIRGINIA 80
NIT Season Tip-Off • Charlottesville, Va. • 11/20/12

Mean Green (3-3) FG-A 3G-A FT-A O D T PF Pts A TO B S Min.
13 Mitchell, Tony... f .4 .8 .1 .5 .7 .9 .4 .5 .9 .3 .16 .0 .3 .3 .1 .34
32 Franklin, Roger... f .1 .5 .0 .0 .3 .4 .4 .2 .6 .2 .5 .1 .2 .2 .1 .21
03 Williams, Alzee... g .4 .11 .0 .0 .3 .5 .1 .0 .1 .2 .11 .0 .1 .0 .2 .33
05 Jones, Chris... g .3 .8 .0 .2 .0 .0 .2 .1 .3 .4 .6 .2 .1 .0 .1 .23
23 Williams, Jordan... g .4 .15 .0 .6 .4 .5 .2 .0 .2 .4 .12 .0 .4 .0 .0 .28
01 Holmen, Jacob... .1 .5 .0 .2 .2 .2 .2 .3 .5 .2 .4 .0 .0 .0 .0 .15
04 Hardwick, P.J... .0 .0 .0 .0 .0 .1 .0 .1 .1 .2 .0 .2 .1 .0 .0 .20
10 Mitchell, Austin... .0 .0 .0 .0 .0 .0 .0 .0 .0 .0 .0 .0 .0 .0 .0 .1
11 Patton, Justin... .1 .2 .1 .2 .0 .0 .0 .0 .0 .0 .3 .0 .0 .0 .1 .6
22 Overlander, Clarke... .1 .2 .1 .2 .0 .0 .0 .0 .0 .0 .3 .0 .0 .0 .1 .8
25 Stojilkovic, Niko... .0 .0 .0 .0 .0 .0 .0 .0 .0 .1 .0 .0 .1 .0 .0 .4
44 Coleman, Keith... .2 .2 .0 .0 .0 .0 .1 .0 .1 .1 .4 .0 .1 .0 .0 .7
TEAM 5 . 1 . 6
Totals 21 .58 .3 .19 .19 .26 .21 .13 .34 .21 .64 .5 .14 .5 .7 .200

Virginia (4-2) FG-A 3G-A FT-A O D T PF Pts A TO B S Min.
25 Mitchell, Akil... f .3 .5 .0 .0 .2 .3 .0 .4 .4 .4 .8 .1 .4 .0 .0 .24
32 Atkins, Darion... f .5 .10 .0 .0 .0 .0 .5 .4 .9 .3 .10 .1 .2 .1 .1 .31
02 Jesperson, Paul... g .2 .2 .1 .1 .0 .0 .0 .1 .1 .3 .5 .2 .3 .1 .1 .24
05 Jones, Teven... g .3 .6 .1 .2 .6 .7 .0 .1 .1 .3 .13 .4 .3 .0 .1 .31
12 Harris, Joe... g .3 .6 .3 .4 .3 .4 .0 .2 .2 .3 .12 .2 .1 .1 .0 .21
04 Barmette, Taylor... .0 .0 .0 .0 .0 .0 .0 .0 .0 .0 .0 .0 .0 .0 .0 .8
10 Tobey, Mike... .2 .2 .0 .0 .1 .2 .0 .0 .0 .0 .5 .1 .0 .0 .0 .9
11 Nolte, Evan... .5 .5 .3 .3 .0 .0 .0 .4 .4 .2 .13 .3 .3 .0 .1 .29
23 Anderson, Justin... .4 .10 .0 .1 .6 .8 .3 .1 .4 .2 .14 .4 .0 .1 .3 .23
TEAM 1 . 2 . 3
Totals 27 .46 .8 .11 .18 .24 .9 .19 .28 .20 .80 .18 .15 .5 .7 .200

North Texas 22 42 64 36.2 15.8 73.1 30 21 17 11 14
Virginia 42 38 80 58.7 72.7 75.0 28 18 6 7 32
Officials: Brian Shey (R), Alvin Cox, Evon Burroughs
Attendance: 1,744

7 NORTH TEXAS 59 vs UT ARLINGTON 72
The Super Pit • Denton, Texas • 11/28/12

Mean Green (3-4) FG-A 3G-A FT-A O D T PF Pts A TO B S Min.
01 Holmen, Jacob... f .2 .8 .2 .7 .0 .0 .0 .5 .5 .2 .6 .1 .1 .1 .2 .23
32 Franklin, Roger... f .4 .6 .1 .1 .2 .5 .2 .7 .9 .5 .11 .1 .2 .1 .2 .31
03 Williams, Alzee... g .4 .9 .1 .2 .5 .8 .1 .1 .2 .3 .14 .0 .2 .0 .1 .37
05 Jones, Chris... g .2 .10 .0 .1 .3 .4 .2 .2 .4 .3 .7 .5 .3 .0 .6 .33
23 Williams, Jordan... g .2 .9 .0 .4 .3 .4 .1 .2 .3 .2 .7 .0 .4 .0 .0 .26
04 Hardwick, P.J... .0 .0 .0 .0 .0 .0 .0 .0 .0 .2 .0 .0 .0 .0 .0 .210
11 Patton, Justin... .1 .1 .0 .0 .0 .0 .0 .0 .0 .2 .0 .0 .0 .0 .0 .4
13 Mitchell, Tony... .3 .13 .0 .6 .6 .6 .6 .3 .9 .4 .12 .0 .4 .4 .2 .28
22 Overlander, Clarke... .0 .1 .0 .1 .0 .0 .0 .0 .0 .0 .0 .0 .0 .0 .0 .1
25 Stojilkovic, Niko... .0 .1 .0 .1 .0 .1 .0 .0 .0 .1 .0 .0 .0 .0 .0 .3
44 Coleman, Keith... .0 .0 .0 .0 .0 .0 .0 .0 .0 .1 .0 .0 .0 .0 .0 .4
TEAM 4 . 4
Totals 18 .58 .4 .23 .19 .28 .16 .20 .36 .23 .59 .7 .16 .6 .15 .200

UT Arlington (3-1) FG-A 3G-A FT-A O D T PF Pts A TO B S Min.
24 Butler, Kevin... f .1 .3 .0 .0 .3 .5 .1 .3 .4 .4 .5 .1 .1 .0 .2 .13
33 Gruszecki, Karol... f .6 .10 .3 .5 .2 .3 .2 .2 .4 .4 .17 .1 .4 .0 .1 .31
35 Edwards, Brandon... f .2 .5 .0 .0 .2 .2 .2 .3 .5 .3 .6 .0 .1 .0 .0 .26
55 Reves, Jordan... f .2 .5 .0 .0 .3 .6 .1 .12 .13 .1 .7 .0 .4 .2 .2 .33
12 White-Miller, Shaq... g .1 .6 .1 .2 .1 .2 .1 .1 .2 .2 .4 .3 .5 .0 .1 .24
02 Davis, Luke... .0 .0 .0 .0 .0 .0 .0 .0 .0 .0 .0 .0 .0 .0 .0 .1
03 Outler, Jamel... .4 .9 .1 .2 .0 .0 .0 .1 .1 .2 .9 .2 .0 .0 .0 .18
04 Charles, Drew... .2 .4 .0 .0 .3 .4 .0 .3 .3 .2 .7 .1 .1 .0 .1 .20
15 McElvain, Kyle... .0 .0 .0 .0 .0 .0 .0 .0 .0 .0 .0 .0 .0 .0 .0 .1
21 Gaimy, Greg... .4 .8 .0 .0 .3 .5 .4 .0 .4 .3 .11 .0 .1 .0 .1 .16
25 Catlett, Cameron... .1 .1 .0 .0 .2 .2 .1 .0 .1 .1 .4 .4 .2 .0 .2 .14
42 Rodgers, Deon... .1 .1 .0 .0 .0 .0 .0 .0 .0 .1 .2 .0 .0 .0 .0 .3
TEAM 1 . 5 . 6
Totals 24 .52 .5 .9 .19 .29 .13 .30 .43 .23 .72 .12 .19 .2 .10 .200

North Texas 31 28 59 31.0 17.4 67.9 20 14 13 10 14
UT Arlington 31 41 72 46.2 55.6 65.5 36 15 9 18 33
Officials: Ray Natili, Bruce Benedict, Paul Sorka
Attendance: 4,832

8 NORTH TEXAS 76 vs LOUISIANA-LAFAYETTE 80
The Super Pit • Denton, Texas • 12/1/12

Mean Green (3-5, 0-1) FG-A 3G-A FT-A O D T PF Pts A TO B S Min.
13 Mitchell, Tony... f .1 .1 .0 .0 .1 .2 .0 .4 .4 .4 .5 .3 .0 .5 .3 .1 .25
32 Franklin, Roger... f .6 .7 .0 .0 .2 .4 .4 .1 .5 .3 .14 .0 .6 .0 .0 .34
03 Williams, Alzee... g .1 .9 .0 .0 .5 .6 .3 .1 .4 .1 .7 .2 .1 .0 .0 .31
05 Jones, Chris... g .6 .12 .1 .2 .10 .13 .3 .2 .5 .3 .23 .4 .2 .0 .4 .34
23 Williams, Jordan... g .5 .12 .1 .3 .0 .0 .1 .1 .2 .1 .11 .0 .1 .0 .2 .28
01 Holmen, Jacob... .3 .9 .2 .4 .0 .0 .2 .2 .4 .4 .8 .1 .1 .2 .1 .22
04 Hardwick, P.J... .0 .0 .0 .0 .0 .0 .0 .0 .0 .0 .0 .0 .0 .0 .0 .6
11 Patton, Justin... .4 .6 .0 .0 .0 .0 .1 .2 .2 .8 .0 .2 .0 .3 .10
22 Overlander, Clarke... .0 .0 .0 .0 .2 .3 .0 .0 .0 .1 .2 .0 .0 .0 .0 .1
25 Stojilkovic, Niko... .0 .1 .0 .0 .0 .0 .1 .1 .2 .1 .0 .0 .0 .0 .0 .3
44 Coleman, Keith... .0 .0 .0 .0 .0 .0 .0 .0 .0 .1 .0 .0 .0 .0 .0 .6
TEAM 2 . 4 . 6
Totals 26 .57 .4 .9 .20 .28 .17 .17 .34 .22 .76 .7 .19 .5 .11 .200

Ragin' Cajuns (2-5, 1-1) FG-A 3G-A FT-A O D T PF Pts A TO B S Min.
00 Mbamalu, Bryant... f .6 .6 .5 .5 .2 .2 .1 .2 .3 .3 .19 .0 .4 .0 .0 .29
21 Long, Shawn... f .9 .13 .1 .4 .8 .8 .2 .3 .5 .5 .27 .1 .3 .1 .1 .29
22 Moore, Elfridge... f .3 .7 .0 .0 .3 .6 .3 .0 .3 .1 .9 .2 .1 .0 .2 .39
02 Payton, Elfrid... g .4 .13 .0 .1 .6 .8 .3 .3 .6 .2 .14 .9 .4 .1 .3 .37
04 Wronkoski, Steven... g .2 .7 .1 .3 .0 .2 .1 .3 .4 .4 .5 .0 .4 .0 .0 .27
03 Soto, Josh... .0 .1 .0 .1 .0 .0 .0 .0 .0 .0 .2 .0 .0 .1 .0 .10
05 Shepherd, Kasey... .1 .3 .1 .2 .0 .0 .0 .0 .0 .1 .5 .2 .1 .0 .1 .15
31 Brown, Kevin... .0 .1 .0 .0 .0 .0 .0 .0 .0 .0 .0 .0 .0 .0 .0 .2
32 LeBlanc, Aaron... .1 .2 .1 .2 .0 .0 .0 .0 .0 .1 .3 .0 .1 .0 .0 .10
44 Moss, Matthew... .0 .0 .0 .0 .0 .0 .0 .0 .0 .0 .0 .0 .0 .0 .0 .2
TEAM 4 . 7 . 11
Totals 26 .53 .9 .18 .19 .26 .14 .18 .32 .19 .80 .14 .19 .2 .8 .200

North Texas 39 37 76 45.6 44.4 71.4 28 24 5 10 18
Ragin' Cajuns 39 41 80 49.1 50.0 73.1 26 21 14 0 6
Officials: Kerry Sitton, Frank Raposo, Vladimir Voyard-Tadal
Attendance: 3,631

13 NORTH TEXAS 64 AT WESTERN KENTUCKY 70
E.A. Diddle Arena • Bowling Green, Ky. • 12/29/12

Table with 15 columns: Mean Green (5-8, 0-2 SBC), FG-A, 3G-A, FT-A, O, D, T, PF, Pts, A, TO, B, S, Min. Rows include players like Holmen, Jacob and Mitchell, Tony, ending with TEAM and Totals.

Table with 15 columns: Western Kentucky (10-5, 4-0), FG-A, 3G-A, FT-A, O, D, T, PF, Pts, A, TO, B, S, Min. Rows include players like Fant, George and Price, T.J., ending with TEAM and Totals.

Summary statistics for North Texas vs Western Kentucky: 1st, 2nd, Tot, FG%, 3FG%, FT%, Paint, Off/To, 2nd, FB, Bench. Officials: Bruce Bell, Byron Evans, Rick Hartzell. Attendance: 4,776

14 NORTH TEXAS 57 at MIDDLE TENNESSEE 75
Murphy Center • Murfreesboro, Tenn. • 12/31/12

Table with 15 columns: Mean Green (5-9, 0-3 SBC), FG-A, 3G-A, FT-A, O, D, T, PF, Pts, A, TO, B, S, Min. Rows include players like Holmen, Jacob and Mitchell, Tony, ending with TEAM and Totals.

Table with 15 columns: Blue Raiders (11-3, 3-0 SBC), FG-A, 3G-A, FT-A, O, D, T, PF, Pts, A, TO, B, S, Min. Rows include players like Jones, Shawn and Hammonds, Kerry, ending with TEAM and Totals.

Summary statistics for North Texas vs Blue Raiders: 1st, 2nd, Tot, FG%, 3FG%, FT%, Paint, Off/To, 2nd, FB, Bench. Officials: Gary Maxwell, Karl Hess, Tom Eades. Attendance: 3,872

15 NORTH TEXAS 76 vs TROY 59
The Super Pit • Denton, Texas • 1/3/13

Table with 15 columns: Mean Green (6-9, 1-3 SBC), FG-A, 3G-A, FT-A, O, D, T, PF, Pts, A, TO, B, S, Min. Rows include players like Patton, Justin and Mitchell, Tony, ending with TEAM and Totals.

Table with 15 columns: Troy (5-10, 0-4 SBC), FG-A, 3G-A, FT-A, O, D, T, PF, Pts, A, TO, B, S, Min. Rows include players like Calhoun, Tevin and Chambers, Ray, ending with TEAM and Totals.

Summary statistics for North Texas vs Troy: 1st, 2nd, Tot, FG%, 3FG%, FT%, Paint, Off/To, 2nd, FB, Bench. Officials: Ray Natili, Rick Hartzell, Chuck Jones. Attendance: 2,338

16 NORTH TEXAS 68 vs ULM 81
The Super Pit • Denton, Texas • 1/5/13

Table with 15 columns: Mean Green (6-10, 1-4 SBC), FG-A, 3G-A, FT-A, O, D, T, PF, Pts, A, TO, B, S, Min. Rows include players like Patton, Justin and Mitchell, Tony, ending with TEAM and Totals.

Table with 15 columns: Warhawks (3-8, 2-3 SBC), FG-A, 3G-A, FT-A, O, D, T, PF, Pts, A, TO, B, S, Min. Rows include players like James, Jayon and Brown, Millaun, ending with TEAM and Totals.

Summary statistics for North Texas vs Warhawks: 1st, 2nd, Tot, FG%, 3FG%, FT%, Paint, Off/To, 2nd, FB, Bench. Officials: Keith Kimble, Alan Cosby, Landon Brandes. Attendance: 3,361

RADIO-TV CHART



1 Jacob Holmen
6-8 • 225 • Sr. • F
Whitehouse, Texas




2 Brandon Walton
6-2 • 205 • Sr. • G
Compton, Calif.



3 Alzee Williams
6-4 • 180 • Jr. • G
Dallas




4 P.J. Hardwick
5-10 • 170 • Fr. • G
Miami




5 Chris Jones
6-2 • 202 • So. • G
Garland, Texas




10 Austin Mitchell
6-1 • 180 • Fr. • G
Plano, Texas



11 Justin Patton
6-7 • 200 • Sr. • F
Bossier City, La.




13 Tony Mitchell
6-8 • 235 • So. • F
Dallas




21 T. J. Taylor
6-3 • 220 • So. • G
Denison, Texas



22 Clarke Overlander
6-5 • 210 • Fr. • G
Argyle, Texas




23 Jordan Williams
6-6 • 195 • So. • G
Dallas



25 Niko Stojiljkovic
6-9 • 215 • Sr. • F
Paris, France



32 Roger Franklin
6-5 • 220 • Sr. • G/F
Duncanville, Texas



44 Keith Coleman
6-10 • 245 • So. • F/C
Philadelphia, Penn.



HEAD COACH
Tony Benford



NORTH TEXAS BASKETBALL