

NORTH TEXAS BASKETBALL

Stephen Howard • Asst. Director Media Relations • Office: 940.369.8548 • Cell: 817.793.5199 • stephen.howard@unt.edu

2012-13 SCHEDULE

NOVEMBER

| | | |
|----|-----------------------------|----------------|
| 9 | at No. 16/15 Creighton | L 71-51 |
| 12 | vs. Alabama-Huntsville # | L 78-75 |
| 13 | vs. Lamar # | W 74-59 |
| 16 | Cameron | W 78-49 |
| 19 | vs. IUPUI % | W 80-66 |
| 20 | vs. Virginia % | L 80-64 |
| 28 | UT Arlington (TXA21) | L 72-59 |

DECEMBER

| | | |
|----|-------------------------------|----------------|
| 1 | Louisiana-Lafayette * | L 80-76 |
| 5 | at St. Louis (FSN-Midwest) | L 67-63 |
| 8 | Jackson State | W 83-65 |
| 16 | Southeastern Louisiana | W 45-40 |
| 20 | Lehigh | L 90-75 |
| 29 | at Western Kentucky * (HSSN) | L 70-64 |
| 31 | at Middle Tennessee * (ESPNU) | L 75-57 |

JANUARY

| | | |
|----|---------------------------|----------------|
| 3 | Troy * | W 76-59 |
| 5 | ULM * | L 81-68 |
| 10 | at UALR * | L 67-53 |
| 12 | South Alabama * | W 66-56 |
| 17 | at FIU * | L 70-64 |
| 19 | at Florida Atlantic * | W 61-59 OT |
| 24 | Middle Tennessee * | L 72-64 |
| 26 | UALR * | L 62-57 |
| 31 | at Louisiana-Lafayette * | L 105-74 |

FEBRUARY

| | | |
|----|-----------------------------------|----------------|
| 2 | at Arkansas State * | L 75-66 OT |
| 7 | Western Kentucky * (TXA21) | L 70-59 |
| 9 | FIU * | W 77-67 |
| 14 | at ULM * | L 85-73 |
| 16 | at Troy * (Sun Belt Network) | 7:30 p.m. |
| 21 | Florida Atlantic * | 7 p.m. |
| 23 | at South Alabama * | 7 p.m. |
| 28 | Arkansas State * | 7 p.m. |

MARCH

8-11 Sun Belt Conference Tournament \$

NIT Season Tip-Off (Midwest Regional; Manhattan, Kan.)

% NIT Season Tip-Off (Consolation Round; Charlottesville, Va.)

* Sun Belt Conference Game

\$ Sun Belt Tournament - Hot Springs, Ark.

All times Central

GAME 28 - TROY TROJANS



North Texas (9-18, 4-12) vs. Troy (11-15, 6-9 SBC)

Feb. 16, 2013 • 7:30 p.m.

Troy, Ala. • Trojan Arena (6,000)

Radio: MGRN - 88.1 KNTU-FM, 95.3 KHYI-FM

TV: Sun Belt Network • Webcast: ESPN3.com

Series: NT leads 9-3 • Tied 2-2 at Troy

Last: NT won 76-59 on Jan. 3 in Denton, Texas

NORTH TEXAS PROBABLE STARTERS

| | | | |
|--|--|--|--|
| 4 P.J. HARDWICK 5-10 • 170 • G • FR. MIAMI, FL. | | PPG: 3.5 RPG: 2.9 FG%: 40.8 FT%: 76.7 APG: 2.4 MPG: 22.4 | 82.9 FT% in SBC play 1st in the league ... 5.5 PPG, 3.6 APG, 4.0 RPG, 85.3 FT% in last 13 games ... 1 of 4 NT players with a +1.1 A/TO ratio or better ... Now leads NT with 66 assists. |
| 23 JORDAN WILLIAMS 6-6 • 195 • G • SO. DALLAS, TEXAS | | PPG: 13.7 RPG: 3.6 FG%: 41.7 FT%: 74.4 APG: 0.8 MPG: 31.2 | Avg 20.4 PPG, 43.6 3FG% in last 7 games (all 15+ point games) ... Career 49.1% shooter inside 3-pt arch ... 31 career double-digit games, including 14 of last 16 ... 36 career starts. |
| 25 NIKO STOJILJKOVIC 6-9 • 215 • F • SR. PARIS, FRANCE | | PPG: 2.4 RPG: 2.1 FG%: 33.3 FT%: 76.9 APG: 0.9 MPG: 12.7 | Career high 13 pts at FIU, 12 pts & 9 reb vs MTSU ... 58 career appearances ranks 4th at NT ... 12 career starts, including 7 this year ... 24% of career minutes have come in last 8 games. |
| 32 ROGER FRANKLIN 6-5 • 220 • G/F • SR. DUNCANVILLE, TEXAS | | PPG: 11.5 RPG: 6.4 FG%: 48.3 FT%: 75.3 APG: 0.9 SPG: 1.1 | 16.3 PPG, 53.4 FG% in last 9 games ... Double-figures in 9 of the last 10 games ... Only NT player to start every game ... Posted 30 career double-digit games ... 43 career starts. |
| 13 TONY MITCHELL 6-8 • 235 • F • SO. DALLAS, TEXAS | | PPG: 13.5 RPG: 8.3 FG%: 44.6 FT%: 67.2 BPG: 2.7 MPG: 31.9 | Preseason All-American ... SBC Preseason POY ... 2.7 BPG 1st in SBC, 22nd in NCAA ... 17 career double-doubles ... 8.3 RPG 79th in NCAA ... 47 starts ... NT record 143 career blocks. |

NORTH TEXAS RESERVES

| Pos | No | Name | Ht | Wt | Yr | Hometown | Pts / Reb / Other |
|-----|----|-------------------|------|-----|-----|-------------------|-----------------------|
| F | 1 | Jacob Holmen | 6-8 | 225 | Sr. | Whitehouse, Texas | 5.6 / 3.5 / 32.3 3FG% |
| G | 2 | Brandan Walton | 6-2 | 205 | Sr. | Compton, Calif. | - |
| G | 3 | Alzee Williams | 6-4 | 180 | Jr. | Dallas | 10.8 / 3.2 / 1.2A/TO |
| G | 5 | Chris Jones | 6-2 | 202 | So. | Garland, Texas | 10.2 / 3.7 / 5.0 APG |
| G | 10 | Austin Mitchell | 6-1 | 180 | Fr. | Plano, Texas | 0.0 / 0.2 / 1 steal |
| F | 11 | Justin Patton | 6-7 | 200 | Sr. | Bossier City, La. | 3.2 / 1.7 / 74.3 FT% |
| G | 21 | T.J. Taylor | 6-3 | 220 | So. | Denison, Texas | - |
| G | 22 | Clarke Overlander | 6-5 | 210 | Fr. | Argyle, Texas | 1.2 / 0.3 / 6 steals |
| F | 44 | Keith Coleman | 6-10 | 245 | So. | Philadelphia | 1.3 / 1.6 / 11 blocks |



ALL-AMERICAN TONY MITCHELL

• **CBS SPORTS**

Preseason All-America (Second Team)
Preseason No. 7 Ranked Player in NCAA

• **ESPN**

Preseason All-America (Second Team)

• **BASKETBALL TIMES MAGAZINE**

Featured on Oct. Issue Cover

• **JOHN WOODEN AWARD**

Wooden Award Preseason Top 50 Player

• **BLUE RIBBON REPORT**

Preseason All-America (Third Team)

• **LINDY'S SPORTS**

No. 2 Center in the Nation

• **SUN BELT CONFERENCE**

Preseason Player of the Year

• **LEBRON JAMES, AMAR'E STOUDEMIRE
SKILLS ACADEMY STANDOUT**

• **ATHLON SPORTS**

Preseason All-America (Second Team)
No. 3 Inside-Out Player in the Country



BY THE NUMBERS

143 CAREER BLOCKS - 2.9 PER GAME

14.1 CAREER POINTS PER GAME

9.3 CAREER REBOUNDS PER GAME

17 CAREER DOUBLE-DOUBLES

49.8 PERCENT CAREER SHOOTER

33.6 CAREER 3-POINT SHOOTER

ATHLETIC MEDIA RELATIONS

Eric Capper - Assoc. AD/Media Relations
940-565-2476 • eric.capper@unt.edu

Stephen Howard - Asst. Director (MBB)
940-369-8548 • 817-793-5199 (cell)
stephen.howard@unt.edu

Media Information

Credentials

Working press credentials can be requested by contacting Stephen Howard (940-369-8548). Full-season and single-game passes will be mailed whenever possible. If not, they will be left at the Will Call table located at Gate C in the Super Pit.

Player Interviews

All interviews with North Texas players must be arranged through the Media Relations Office. Please contact Stephen Howard.

Tony Benford Interviews

All interviews with North Texas head coach Tony Benford must be arranged through the Media Relations Office. Please contact Stephen Howard.

Post-Game Interviews

The Mean Green locker room is closed at all times. Coach Benford and requested players will be available for interviews postgame after a brief cooling off period.

Practice Coverage

North Texas basketball practice is always open to the media. Practice times are usually scheduled for 3:30-6 p.m., and players and coaches are available for interviews prior to each practice, on a prearranged basis through the athletic media relations office.

Quick Facts

Location: Denton, Texas
Founded: 1890
Enrollment: 35,694
Nickname: Mean Green
Colors: Green and White
Home Arena: The Super Pit (10,500)
Affiliation: Division I
Conference: Sun Belt (C-USA 2013-14)
Head Coach: Tony Benford (1st Year)
Record at North Texas: 9-18, 4-12 SBC
Overall Record: Same
Program All-Time Record: 1,074-1,210-1

Quick Hitters

- In the last two games NT's offense is averaging 75.0 points on 57.5 percent shooting, including a 42.9 percent clip from 3-point.
- NT is 4-5 against SBC East Division teams this year, but 0-7 against the West.
- NT has 132 total blocks this year, which ranks fourth in school history. NT needs just 19 more to break the record of 151.

Record Breaker ... Again - With five blocks at ULM on Thursday, Tony Mitchell broke his own school record for single season blocks. Mitchell already owns the career swats record at 143, and now owns the top two individual seasons in program history.

Top Block Seasons In NT History

- 1..... 73..... Tony Mitchell 2012-13
- 2..... 70..... Tony Mitchell 2011-12
- 3..... 69..... Shawnson Johnson... 2003-04
- 4..... 68..... Jeffrey Simpson 2005-06
- 5..... 53..... Thomas Gibson 1991-92

Four Score - Over the last seven games, the four core NT players - Tony Mitchell, Roger Franklin, Jordan Williams and Alzee Williams - have accounted for 83.4 percent of NT's scoring while shooting a combined 45.9 percent. The rest of the team is shooting 35.2 percent and is averaging a combined 11.1 points per game.

Hot Shots - North Texas shot 75.0 percent from the floor against FIU last Saturday, which was among the best shooting performances in recent NCAA history. Here is a list of that game's accolades ...

- Shattered the 18 year-old NT record (67.4 vs. SHSU, 1/28/95).
- Best shooting mark ever in a Sun Belt game (71.1, WKU vs. UAB, 2/24/84).
- Top team performance in the NCAA in '12-13.
- In the NCAA, only one game over the last five years topped NT's performance (77.5, Creighton vs. Southern Illinois, 2/14/12).
- Just missed the list of top 25 shooting games in NCAA history.

Banged Up - Due to mounting injuries, NT will take the court with just eight scholarship players for the rest of the regular season. NT has lost Brandan Walton, Chris Jones, Justin Patton and Jacob Holmen to season ending injuries this year. NT's injuries have already accounted for 64 individual games missed in 2012-13.

INSIDE THE MATCHUP

- NT leads the overall series with Troy, 9-3, including a 2-2 mark in Troy, a 4-1 record at the Super Pit and a 2-0 record in the Sun Belt Conference Tournament. NT and Troy first met in 2006 in the Trojans' first season in the Sun Belt Conference. NT has knocked off Troy in two of the last three SBC Tournaments, including the final in 2010.

- Don Maestri has been at the helm of the Troy basketball program since 1982, and has guided the Trojans from a Division II program to conference championships in three different leagues and a 2010 SBC title game appearance.

- Unlike in previous years, the Trojans have struggled at times shooting the ball. Troy ranks last in the Sun Belt and 311th nationally with a 40.1 field goal percentage. Ironically, Troy's Ray Chambers is among the league's most accurate shooters, and ranks second in the SBC with a mark of 55.6 percent on the year.

- As always, the 3-pointer is a major part of the Trojans arsenal. Troy has attempted a Sun Belt-high 556 three-pointers, and a league-high 37.1 percent of their shots come from deep. Troy is hitting 31.3 percent from 3-point, which ranks ninth in the SBC.

- Tony Mitchell has been outstanding against Troy throughout his brief career. The sophomore poured in 29 points and 15 rebounds against the Trojans in January, and is averaging 17.5 points per game on 52.2 percent shooting for his career against Troy.

- No one in the league takes care of the ball like Troy. The Trojans average a Sun Belt low 10.6 turnovers per game, which ranks 10th in the country. Troy also leads the SBC with a 1.1 assist-to-turnover ratio, which ranks 96th nationally.

- Troy is coming off a 69-61 win over FIU on Thursday in which the Trojans shot 49.0 percent from the floor.

TALE OF THE TAPE

| | |
|------------------------------|----------|
| Mean Green | Warhawks |
| 66.7.....PPG..... | 62.3 |
| -3.3.....Margin..... | -4.6 |
| 41.4.....FG%..... | 40.1 |
| 27.5.....3PT%..... | 31.3 |
| 71.6.....FT%..... | 69.7 |
| +1.1.....Rebound Margin..... | -4.0 |
| 10.3.....Asst. Avg..... | 11.5 |
| 14.1.....TO Avg..... | 10.6 |
| 6.3.....Steals Avg..... | 5.7 |
| 4.9.....Blocks Avg..... | 2.2 |

SUN BELT CONFERENCE

SBC STANDINGS

(As of Feb. 14)

EAST DIVISION

| Team | Sun Belt | Overall |
|------------------|-----------|------------|
| Middle Tennessee | 14-1 .933 | 22-4 .846 |
| South Alabama | 12-4 .750 | 15-9 .625 |
| FIU | 8-8 .500 | 13-12 .520 |
| WKU | 7-8 .467 | 13-13 .500 |
| Florida Atlantic | 7-9 .438 | 12-15 .444 |
| Troy | 6-9 .400 | 11-15 .423 |

WEST DIVISION

| Team | Sun Belt | Overall |
|---------------------|------------------|------------------|
| Arkansas State | 10-6 .625 | 16-9 .640 |
| UALR | 9-6 .600 | 15-11 .577 |
| Louisiana-Lafayette | 5-10 .333 | 9-17 .346 |
| North Texas | 4-12 .250 | 9-18 .333 |
| Louisiana-Monroe | 3-12 .200 | 4-17 .190 |

NORTH TEXAS SBC RANKINGS

(As of Feb. 10)

OVERALL RANKINGS

| Category | Stat | Rank |
|--------------------------|-------|------|
| Scoring Offense | 66.5 | 7 |
| Scoring Defense | 69.4 | 8 |
| Scoring Margin | -2.9 | 8 |
| Free Throw Pct | .713 | 1 |
| Field Goal Pct | .412 | 8 |
| Defensive Field Goal Pct | .422 | 6 |
| 3-Point FG Pct | .271 | 10 |
| Defensive 3-Point FG Pct | .380 | 11 |
| Rebounding Offense | 36.9 | 4 |
| Rebounding Defense | 35.8 | 6 |
| Rebounding Margin | 1.1 | 4 |
| Blocks | 4.7 | 3 |
| Assists | 10.1 | 10 |
| Steals | 6.4 | 8 |
| Turnover Margin | -0.62 | 8 |
| Assist/Turnover Ratio | 0.70 | 8 |
| Offensive Rebounds | 12.5 | 4 |
| Defensive Rebounds | 24.5 | 2 |
| Defensive Rebound Pct | .676 | 4 |
| Offensive Rebound Pct | .341 | 5 |
| 3-Point FG Made | 3.4 | 11 |

SUN BELT ONLY RANKINGS

| Category | Stat | Rank |
|--------------------------|-------|------|
| Scoring Offense | 65.5 | 7 |
| Scoring Defense | 71.2 | 9 |
| Scoring Margin | -5.7 | 10 |
| Free Throw Pct | .724 | 1 |
| Field Goal Pct | .427 | 7 |
| Defensive Field Goal Pct | .437 | 8 |
| 3-Point FG Pct | .318 | 9 |
| Defensive 3-Point FG Pct | .381 | 10 |
| Rebounding Offense | 34 | 7 |
| Rebounding Defense | 34.4 | 6 |
| Rebounding Margin | -0.4 | 7 |
| Blocks | 4.8 | 3 |
| Assists | 9.1 | 11 |
| Steals | 5.3 | 30 |
| Turnover Margin | -3.27 | 10 |
| Assist/Turnover Ratio | 0.60 | 11 |
| Offensive Rebounds | 10.3 | 10 |
| Defensive Rebounds | 23.7 | 5 |
| Defensive Rebound Pct | .665 | 7 |
| Offensive Rebound Pct | .314 | 9 |
| 3-Point FG Made | 3.7 | 11 |

Tourney Talk - With four regular season games remaining, North Texas would be the No. 10 seed and would play No. 7 Florida Atlantic in the opening round of the Sun Belt Tournament if it were to start today. NT knocked off the Owls, 61-59, in overtime in January. NT is 1.5 games behind No. 9 Louisiana and 2.5 back of No. 8 Troy.

Minute Monster - Alzee Williams has been a workhorse for North Texas over the past two years. In fact, the junior is on pace to top the 1,000 minute barrier in back-to-back seasons. Only one other player in school history, Josh White ('09, '10, '11), can claim multiple 1,000-plus minute seasons.

Alzee Williams Minutes Breakdown

| Year | Min | Min/G |
|----------------|------------|-------------|
| 2009-10 | 244 | 7.6 |
| 2011-12 | 1,018 | 31.8 |
| <u>2012-13</u> | <u>820</u> | <u>34.2</u> |
| Total | 2,082 | 23.7 |

When There's A J-Will, There's A Way - Playing the best basketball of his career, Jordan Williams is averaging 20.4 points on 46.0 percent shooting over the last six games. The sophomore is hitting 43.6 percent from 3-point over this span.

Big Shoes To Fill - P.J. Hardwick has filled in admirably at point guard over the last 13 games, but it's hard to replace a dynamic player like Chris Jones. Below is a breakdown of NT's numbers with and without Jones, who broke his foot after 13 games.

NT Pre & Post Chris Jones Injury

| Stat | Pre | Post |
|--------------|------|------|
| PPG | 68.2 | 66.0 |
| Score Margin | +0.0 | -5.4 |
| Reb Margin | +2.5 | +0.5 |
| APG | 10.9 | 9.6 |
| TO | 12.6 | 15.7 |
| SPG | 7.9 | 4.8 |

Nation's Most Efficient - Alzee Williams is one of the nation's most efficient players. The junior leads NT with 34.2 minutes per game, but has just 29 turnovers on the year. That averages out to a turnover every 28.3 minutes - the sixth best ratio in the nation.

Taking Care Of Business - It's no secret that ball security can be a deciding factor in the final score. In its wins, NT is averaging 12.1 turnovers and a +2.0 turnover margin, but those figures inflate to 15.1 turnovers and a -2.3 margin in losses.

Give Him The Ball! - Getting Tony Mitchell quality looks at the basket is one of the

keys to an NT victory. In fact, the Mean Green is 5-2 when the Preseason All-American takes at least 14 shots.

Tony Mitchell With 14+ Shots

| PPG | RPG | FG% | 3FG% | BPG | SPG |
|------|-----|------|------|-----|-----|
| 19.7 | 9.9 | 44.8 | 31.3 | 2.8 | 1.9 |

Mitchell With Less Than 14 Shots

| PPG | RPG | FG% | 3FG% | BPG | SPG |
|------|-----|------|------|-----|-----|
| 11.3 | 7.8 | 44.4 | 27.6 | 2.7 | 0.8 |

Scoring Inside-Out - Tony Benford emphasizes paint touches in his offensive philosophy, and NT's ability to score in the lane goes a long way in the final score.

NT Points In The Paint

| Wins | Losses |
|------|--------|
| 31.6 | 26.4 |

Best In The Belt - With a winning percentage of 61.5, North Texas is the Sun Belt's winningest program since the 2006-07 season. NT has made four trips to the SBC Tournament finals since then, including championships in '07 and '10.

SBC Team (as of 2/7) W-L Win%

| | | |
|--------------------|---------------|-------------|
| North Texas | 136-85 | 61.5 |
| Western Kentucky | 140-88 | 61.4 |
| Middle Tennessee | 133-86 | 60.7 |
| South Alabama | 125-84 | 59.8 |

28th Ranked Recruiting Class - NT coach Tony Benford just laid the foundation on the nation's No. 28 ranked recruiting class according to HoopScoopOnline.com, which includes Seguin's Greg Wesley, Kingwood's Josh Friar and Oldsmar Christian big-man Tony Nunn. NT's class is ranked higher than that of any SBC school or future CUSA foe.

Tough Schedule - Matchups against No. 16/15 Creighton, the NIT Season Tip-Off, St. Louis and Lehigh got the attention of USA Today, which ranked the NT schedule as the nation's fifth toughest overall, and the best by any mid-major this year.

Third Straight Final - NT has advanced to the Sun Belt Tournament finals in each of the last three years. That makes NT just the third program in Sun Belt history to advance to three straight SBC Tournament finals, and the first since Western Kentucky in 2001-03.

Pit Prowess - North Texas has been nearly unbeatable at home. In fact, the Mean Green is 81-23 (.779) at the Super Pit since the 2006-07 season, which is tops among Sun Belt schools at home.

NORTH TEXAS VS THE NCAA

(Rankings as of Feb. 10)

| Category | Stat | Rank |
|----------------------|-----------|------|
| PPG..... | 66.5..... | 199 |
| Opp Scoring..... | 69.4..... | 245 |
| Margin..... | -2.9..... | 247 |
| FG%..... | 41.2..... | 270 |
| Opp FG%..... | 42.2..... | 161 |
| 3-Pointer/Game..... | 3.4..... | 339 |
| 3FG%..... | -..... | - |
| 3-Pt Defense..... | 38.0..... | 328 |
| FT%..... | 71.3..... | 97 |
| Reb Mar..... | +1.1..... | 147 |
| APG..... | 10.1..... | 324 |
| Assist/Turnover..... | 0.72..... | 312 |
| Blocks..... | 4.7..... | 49 |
| Steals..... | 6.4..... | 222 |
| TO/Game..... | 14.0..... | 212 |
| TO/Margin..... | -0.6..... | 216 |
| Fouls..... | 18.0..... | 201 |

NT IN TOP 250 INDIVIDUAL

| NT Player | Stat | Number | Rank |
|-------------|---------------|--------|------|
| T. Mitchell | RPG | 8.3 | 79 |
| | BPG | 2.62 | 22 |
| | Double-Double | 7 | 66 |

SUN BELT PRESEASON ALL-CONFERENCE TEAMS

First Team

- Will Neighbour (UALR, Jr., Forward)
- Trey Finn (Arkansas State, Sr., Guard)
- Marcos Knight (MTSU, Sr., Guard)
- Tony Mitchell (North Texas, So., Forward)**
- Augustine Rubit (USA, Jr., Forward)

Second Team

- Brandon Peterson (ASU, Sr., Forward)
- Greg Gantt (Florida Atlantic, Sr., Guard)
- JT Sulton (Middle Tennessee, Sr., Forward)
- Bruce Massey (Middle Tennessee, Sr., Guard)
- George Fant (WKU, So., Forward)

Third Team

- Marcus Hooten (Arkansas State, Sr., Guard)
- Raymond Cintron (MTSU, Sr., Guard)
- Javier Carter (South Alabama, Sr., Forward)
- Freddie Goldstein (USA, Sr., Guard)
- T.J. Price (WKU, So., Guard)

Player of the Year

- Tony Mitchell (North Texas, So., Forward)**

SUN BELT PRESEASON COACHES' POLL

EAST DIVISION

- Middle Tennessee – 65 points (11)
- South Alabama – 51 points
- WKU – 47 points
- Florida Atlantic – 29 points
- Troy – 22 points
- FIU – 17 points

WEST DIVISION

- North Texas – 55 points (11)
- Arkansas State – 40 points
- UALR – 33 points
- Louisiana-Lafayette – 24 points
- Louisiana-Monroe – 13 points

NORTH TEXAS MEDIA AVAILABILITY SCHEDULE

| Monday Feb. 11 | Tuesday Feb. 12 | Wednesday Feb. 13 | Thursday Feb. 14 | Friday Feb. 15 | Saturday Feb. 16 | Sunday Feb. 17 |
|--|--|---|--|---|--|---------------------------|
| Practice Super Pit 3:30 p.m. | Practice Super Pit 3:30 p.m. | Travel to Monro, La. | Game Day vs. ULM 7:30 p.m. | Travel to Troy, Ala. / Practice | Game Day vs. Troy 7 p.m. | Travel / Off Day. |
| Benford & players available prior to practice. | Benford & players available prior to practice. | Benford & players available prior to departure. | Benford & players available postgame. | Benford & players available via phone. | Benford & players available postgame. | No media availability. |

Media availability subject to change. Please contact Stephen Howard for all requests.

NORTH TEXAS ROSTER

| Name | No | Ht | Wt | Class | Pos | Exp | Hometown | Previous School |
|-------------------|----|------|-----|-------|-----|-----|--------------------|-------------------------------|
| Jacob Holmen | 1 | 6-8 | 225 | Sr. | F | 3L | Whitehouse, Texas | Whitehouse HS |
| Brandan Walton | 2 | 6-2 | 205 | Sr. | G | 1L | Compton, Calif. | Casper College |
| Alzee Williams | 3 | 6-4 | 180 | Jr. | G | 2L | Dallas | Miss. Elite Christian Academy |
| P.J. Hardwick | 4 | 5-10 | 170 | Fr. | G | HS | Miami | Christian Life Academy |
| Chris Jones | 5 | 6-2 | 202 | So. | G | 1L | Garland, Texas | Lakeview Centennial HS |
| Austin Mitchell | 10 | 6-1 | 180 | Fr. | G | HS | Plano, Texas | Plano HS |
| Justin Patton | 11 | 6-7 | 200 | Sr. | F | TR | Bossier City, La. | Grambling State |
| Tony Mitchell | 13 | 6-8 | 235 | So. | F | 1L | Dallas | Pinkston HS |
| T.J. Taylor | 21 | 6-3 | 220 | So. | G | TR | Denison, Texas | Paris JC/Marquette |
| Clarke Overlander | 22 | 6-5 | 210 | Fr. | G | HS | Argyle, Texas | Argyle HS |
| Jordan Williams | 23 | 6-6 | 195 | So. | G | 1L | Dallas | Kimball HS |
| Niko Stojiljkovic | 25 | 6-9 | 215 | Sr. | F | 1L | Paris, France | Lon Morris College |
| Roger Franklin | 32 | 6-5 | 220 | Sr. | G/F | 1L | Duncanville, Texas | Oklahoma State |
| Keith Coleman | 44 | 6-10 | 245 | So. | F | TR | Philadelphia | Marshalltown CC |

Head Coach: Tony Benford - Texas Tech, '92 (1st season)
 Associate Head Coach: Rob Evans - New Mexico State, '68
 Assistant Coaches: Bart Lundy - Winthrop, '94 (1st season), David Anwar - Fitchburg State, '98
 Director of Operations: Jeff Luster - Tabor College, '96

PRONUNCIATION GUIDE

- 3 Alzee Williams - "Al - Zee"
- 22 Clarke Overlander - "Clark"
- 25 Niko Stojiljkovic - "Knee-Ko Stoy-Yolk-Uh-Vich"

MEAN GREEN RADIO NETWORK

Every North Texas game will be carried on the Mean Green Radio Network. NT graduate and 1310 The Ticket (KTCK-AM) personality George Dunham will handle the play-by-play duties, with Deputy Athletic Director Hank Dickenson providing analysis. Dickenson will also handle all road play-by-play duties. All MGRN broadcasts can be heard in Denton on 88.1 KNTU-FM, in the DFW area on 95.3 KHYY-FM.



MEAN GREEN SOCIAL MEDIA



TWITTER
 @MeanGreenMBB
 @MeanGreenSports



FACEBOOK
 Facebook.com/MeanGreenMBB
 Facebook.com/MeanGreenSports

NORTH TEXAS' RECORD WHEN

| | |
|--------------------------------|------|
| Overall | 9-18 |
| Home | 6-7 |
| Road | 1-10 |
| Neutral | 2-1 |
| Leading at half | 8-4 |
| Trailing at half | 1-11 |
| Tied at half | 0-3 |
| Overtime | 1-1 |
| Five point games | 2-4 |
| "One Shot" games | 1-2 |
| Outshoots Opponent | 9-4 |
| Outshot by Opponent | 0-14 |
| More rebounds | 6-10 |
| Less or equal Rebounds | 3-8 |
| More offensive boards | 3-12 |
| Less or equal offensive boards | 6-6 |
| More turnovers | 1-9 |
| Less or equal turnovers | 8-9 |
| Player(s) foul out | 1-9 |
| Opponent(s) foul out | 4-5 |
| Has technical foul | 1-5 |
| Opponent technical foul | 0-3 |

Scores:

| | |
|--------------|-----|
| 59 and under | 1-6 |
| 60-69 | 2-5 |
| 70-79 | 4-7 |
| 80-89 | 2-0 |
| 90-99 | 0-0 |
| 100+ | 0-0 |

Opponent Scores:

| | |
|--------------|-----|
| 59 and under | 6-0 |
| 60-69 | 3-4 |
| 70-79 | 0-8 |
| 80-89 | 0-4 |
| 90-99 | 0-1 |
| 100+ | 0-1 |

Shoots:

| | |
|-----------|-----|
| Under 35% | 1-5 |
| 35-39% | 2-4 |
| 40-44% | 0-4 |
| 45-49% | 5-5 |
| 50%+ | 1-0 |

Opponent Shoots:

| | |
|-----------|-----|
| Under 35% | 5-1 |
| 35-39% | 2-2 |
| 40-44% | 2-3 |
| 45-49% | 0-4 |
| 50%+ | 0-8 |

Free Throws:

| | |
|-----------|-----|
| Under 60% | 2-2 |
| 60-69% | 2-5 |
| 70-79% | 3-9 |
| 80+% | 2-2 |

Free Throw Attempts:

| | |
|-------------------|------|
| Under 20 Attempts | 3-5 |
| 20-29 | 2-12 |
| 30-39 | 3-1 |
| 40-49 | 1-0 |
| 50+ | 0-0 |

Field Goal Attempts:

| | |
|--------------|------|
| Under 50 FGA | 2-4 |
| 50-59 FGA | 3-10 |
| 60-69 FGA | 4-3 |
| 70+ FGA | 0-1 |

Uniforms:

| | |
|-------|-----|
| White | 7-6 |
| Black | 0-6 |
| Green | 2-6 |

Season Streaks

| | |
|---------------------------|-----------------------|
| Longest Win Streak | 3 |
| Longest Losing Streak | 5 |
| Current Streak | Lost 1 |
| Last 10 | 3-7 |
| Largest Lead | 42 pts (vs Cameron) |
| Largest Deficit | 33 pts (at Louisiana) |
| Largest Deficit Overcome | 15 pts (at WKU) |
| With Seroka (since 08-09) | 84-55 |

MEAN GREEN 2012-13 ACCOLADES AND HONORS

Tony Mitchell

- John Wooden Award Preseason Top 50 Players
- Preseason All-America (ESPN, CBS Sports, Blue Ribbon Report, Lindy's, Basketball Times)
- Sun Belt Conference Preseason Player of the Year
- Preseason First-Team All-Sun Belt
- CBS Sports 2012 Preseason Top 100 College Players (No. 7)
- Basketball Times Oct. Issue Cover Boy
- Athlon Sports No. 3 Inside-Out Player in the Country
- Lindy's No. 2 Center in the Nation
- SB Nation No. 9 on Top 100 Players in College Basketball
- NBA Draft Express 2013 NBA Mock Draft No. 8 Overall Pick

Jordan Williams

- College Sports Madness Preseason All-Sun Belt (First Team)

Chris Jones

- College Sports Madness Preseason All-Sun Belt (First Team)

STARTING LINEUPS & RECORDS

| Game | 1 | 2 | 3 | 4 | 5 | Result |
|------------------------|-------------|-------------|--------------|----------|--------------|----------|
| at No. 16 Creighton | Jones | A. Williams | J. Williams | Franklin | T. Mitchell | L 71-51 |
| vs. Alabama-Huntsville | Jones | A. Williams | J. Williams | Franklin | T. Mitchell | L 78-75 |
| vs. Lamar | Jones | A. Williams | J. Williams | Franklin | T. Mitchell | W 74-59 |
| Cameron | Jones | A. Williams | J. Williams | Franklin | T. Mitchell | W 78-49 |
| vs. IUPUI | Jones | A. Williams | J. Williams | Franklin | T. Mitchell | W 80-66 |
| at Virginia | Jones | A. Williams | J. Williams | Franklin | T. Mitchell | L 80-64 |
| UT Arlington | Jones | A. Williams | J. Williams | Holmen | Franklin | L 72-59 |
| Louisiana | Jones | A. Williams | J. Williams | Franklin | T. Mitchell | L 80-76 |
| at Saint Louis | Jones | A. Williams | Holmen | Franklin | T. Mitchell | L 67-63 |
| Jackson State | Jones | A. Williams | Holmen | Franklin | T. Mitchell | W 83-65 |
| Southeastern Louisiana | Jones | A. Williams | Holmen | Franklin | T. Mitchell | W 45-40 |
| Lehigh | Jones | J. Williams | Holmen | Franklin | Stojiljkovic | L 90-75 |
| Western Kentucky | Jones | A. Williams | Holmen | Franklin | T. Mitchell | L 70-64 |
| Middle Tennessee | A. Williams | J. Williams | Holmen | Franklin | T. Mitchell | L 75-57 |
| Troy | Hardwick | J. Williams | Patton | Franklin | T. Mitchell | W 76-59 |
| ULM | Hardwick | J. Williams | Patton | Franklin | T. Mitchell | L 81-68 |
| UALR | Hardwick | A. Williams | J. Williams | Franklin | T. Mitchell | L 67-53 |
| South Alabama | Hardwick | A. Williams | J. Williams | Franklin | T. Mitchell | W 66-56 |
| FIU | Hardwick | A. Williams | J. Williams | Franklin | T. Mitchell | L 70-64 |
| Florida Atlantic | Hardwick | J. Williams | Stojiljkovic | Franklin | T. Mitchell | W 61-59 |
| Middle Tennessee | Hardwick | J. Williams | Stojiljkovic | Franklin | T. Mitchell | L 72-64 |
| UALR | Hardwick | J. Williams | Stojiljkovic | Franklin | T. Mitchell | L 62-57 |
| Louisiana | Hardwick | J. Williams | Stojiljkovic | Franklin | T. Mitchell | L 105-74 |
| Arkansas State | Hardwick | A. Williams | J. Williams | Franklin | T. Mitchell | L 75-66 |
| Western Kentucky | Hardwick | A. Williams | J. Williams | Franklin | T. Mitchell | L 70-59 |
| FIU | Hardwick | J. Williams | Stojiljkovic | Franklin | T. Mitchell | W 77-67 |
| ULM | Hardwick | J. Williams | Stojiljkovic | Franklin | T. Mitchell | L 85-73 |

MEAN GREEN MILESTONE GAMES

Double Figure Points

| | |
|--------------|----|
| T. Mitchell | 21 |
| J. Williams | 20 |
| Franklin | 17 |
| A. Williams | 16 |
| Jones | 7 |
| Holmen | 3 |
| Stojiljkovic | 2 |
| Hardwick | 1 |
| Patton | 1 |

Double-Doubles

| | |
|-------------|---|
| T. Mitchell | 7 |
| Franklin | 3 |

20+ Point Games

| | |
|-------------|---|
| J. Williams | 5 |
| T. Mitchell | 4 |
| Franklin | 4 |
| Jones | 2 |
| A. Williams | 1 |

30+ Point Games

| | |
|-------------|---|
| J. Williams | 1 |
|-------------|---|

Three Or More Steals

| | |
|-------------|---|
| Jones | 5 |
| T. Mitchell | 3 |
| Franklin | 3 |
| Patton | 1 |
| Hardwick | 1 |

Double Figure Rebounds

| | |
|-------------|---|
| T. Mitchell | 9 |
| Franklin | 4 |

Three Or More Blocks

| | |
|-------------|----|
| T. Mitchell | 15 |
| Franklin | 2 |
| J. Williams | 2 |
| Coleman | 1 |

Five Or More Assists

| | |
|-------------|---|
| Jones | 7 |
| Hardwick | 4 |
| A. Williams | 1 |

THE LAST TIME A MEAN GREEN PLAYER ...

Had 30 or more points

31 - Jordan Williams vs. Louisiana-Lafayette, 1/31/13

Had 15 or more rebounds

15 - Tony Mitchell vs. Troy, 1/3/13

Had 10 or more assists

10 - Chris Jones vs. Troy, 12/31/11

Had 5 or more blocks

5 - Tony Mitchell vs. ULM, 2/14/13

Had 5 or more steals

5 - Chris Jones vs. Western Kentucky, 12/29/12

Made 90% or more FGA (min 5 att)

1.000 - George Odufuwa vs. UALR (7-7), 2/20/10

Made 80% or more FGA (min 5 att)

.857 - Alzee Williams vs. FIU (6-7), 2/9/13

Made 100% FTA (min 5 att)

1.000 - Roger Franklin (11-11) vs FIU, 2/9/13

1.000 - P.J. Hardwick (5-5) vs FIU, 2/9/13

Made 90% or more FTA (min 5 att)

.900 - Alzee Williams vs. UALR (9-10), 2/23/12

Made 8 or more 3PT's

8 - Joe Ervin vs. Arkansas, 12/30/98

Had a double-double (pts/rbs)

Roger Franklin (22 pts / 11 reb) vs. ULM, 2/14/13

Had consecutive double-doubles (pts/rbs)

2 - Tony Mitchell vs. MTSU (13 pts, 11 reb), Troy (29 pts, 15 reb)

Had a double-double (pts/asst)

Chris Jones vs. Troy (21 pts /10 asst), 12/31/11

Had a triple-double (pts/rbs/asst)

Jesse Ratliff vs. Sam Houston St. (20pts/16reb/10asst), 2/18/93

Had a perfect shooting night (min 5 fg & ft att)

Tristan Thompson vs. Sam Houston St. (6-6 fg/2-2 3fg/6-6 ft), 12/3/08

THE LAST TIME A MEAN GREEN TEAM ...

Scored 100 or more points

107 - vs. Houston Baptist, 2/15/10

Allowed 100 or more points

105 - vs. Louisiana-Lafayette, 1/31/13

Scored 50 or fewer points

45 - vs. Southeastern Louisiana, 12/16/12

Held an opponent under 50 points

40 - vs. Southeastern Louisiana, 12/16/12

Won an overtime game

61-59 (OT) - vs. Florida Atlantic, 1/19/13

Had 50 or more rebounds

50 - vs. Cameron, 11/16/16

Had 20 or more assists

22 - vs. Western Kentucky, 1/12/12

Had 10 or more steals

11 - vs. Louisiana, 12/1/12 & 15 - vs. UT Arlington, 11/28/12

Had 5 or more blocks

10 - vs. ULM, 2/14/13

Five or more players in double-figures

7 - vs. FIU, 2/9/13

Made 60% or higher FGs

.750 - vs. FIU (24-32), 2/9/13

Made 50% or higher 3pt FGs

.500 - vs. FIU (2-4), 2/9/13

Made 90% or higher FTs

.938 - vs. St. Louis (15-of-16), 12/6/12

NORTH TEXAS RECORDS WATCH

Career Individual Blocks

| | | | |
|---------|----------|-----------------------|----------|
| 1..... | 143..... | Tony Mitchell..... | 2012-Pr. |
| 2..... | 119..... | Jeffrey Simpson..... | 2004-06 |
| 3..... | 98..... | Quincy Williams..... | 2005-08 |
| 4..... | 91..... | Kedrick Hogans..... | 2008-12 |
| 5..... | 81..... | Wendell Williams..... | 1986-89 |
| 6..... | 76..... | Thomas Gibson..... | 1990-92 |
| 7..... | 70..... | George Odufuwa..... | 2009-Pr. |
| 8..... | 69..... | Shawson Johnson..... | 2003-04 |
| 9..... | 66..... | Harold Stewart..... | 2005-09 |
| 10..... | 60..... | Will Smith..... | 2000-04 |
| 11..... | 53..... | Jason Miller..... | 1999-01 |

Single-Season Individual Blocks

| | | | |
|---------|---------|-----------------------|---------|
| 1..... | 73..... | Tony Mitchell..... | 2012-13 |
| 2..... | 70..... | Tony Mitchell..... | 2011-12 |
| 2..... | 69..... | Shawson Johnson..... | 2003-04 |
| | 68..... | Jeffrey Simpson..... | 2005-06 |
| 5..... | 53..... | Thomas Gipson..... | 1991-92 |
| 6..... | 51..... | Jeffrey Simpson..... | 2004-05 |
| 7..... | 40..... | Jason Miller..... | 2000-01 |
| 8..... | 38..... | Wendell Williams..... | 1988-89 |
| | 38..... | Quincy Williams..... | 2006-07 |
| 10..... | 33..... | Chuck Thrash..... | 1997-98 |
| | 33..... | Rich Young..... | 2006-07 |

Career Field Goal Percentage

| | | | |
|---------|----------|----------------------|----------|
| 1..... | 585..... | John Horrocks..... | 1981-83 |
| 2..... | 581..... | Terry Bailey..... | 1974-76 |
| 3..... | 570..... | Will Smith..... | 2000-04 |
| 4..... | 561..... | Eric Tramiel..... | 2008-10 |
| 5..... | 559..... | Adam Smith..... | 1993-95 |
| 6..... | 555..... | Jeffrey Simpson..... | 2004-06 |
| 7..... | 554..... | Sean Riley..... | 1995-97 |
| | 544..... | George Odufuwa..... | 2008-Pr. |
| 9..... | 543..... | Keith Wooden..... | 2006-08 |
| 10..... | 540..... | Keenan DuBose..... | 1985-87 |
| | 498..... | Tony Mitchell..... | 2012-Pr. |

Career 3-Point Field Goal Percentage

| | | | |
|---------|----------|------------------------|----------|
| 1..... | 431..... | George King..... | 1993-96 |
| 2..... | 413..... | Chad Elstun..... | 1995-97 |
| 3..... | 409..... | Dominique Johnson..... | 2008-11 |
| 4..... | 406..... | Rich Young..... | 2005-07 |
| 5..... | 396..... | Tristan Thompson..... | 2008-11 |
| 6..... | 391..... | Calvin Watson..... | 2003-07 |
| | 391..... | Adam McCoy..... | 2007-09 |
| 8..... | 377..... | Collin Dennis..... | 2007-09 |
| 9..... | 376..... | Isaac Hines..... | 2004-06 |
| 10..... | 372..... | Josh White..... | 2008-11 |
| | 367..... | Brandan Walton..... | 2012-Pr. |
| | 336..... | Tony Mitchell..... | 2012-Pr. |

Team Blocks

| | | |
|--------|----------|---------|
| 1..... | 151..... | 2006-07 |
| 2..... | 140..... | 2005-06 |
| 3..... | 136..... | 2003-04 |
| 4..... | 132..... | 2012-13 |
| 5..... | 130..... | 2011-12 |
| 6..... | 117..... | 2004-05 |

HEAD COACH TONY BENFORD



PERSONAL

Birthdate

March 22, 1964

Hometown

Hobbs, N.M.

Alma Mater

Texas Tech, '92

Spouse

Deborah

Children

Audriana, Milena, Tony Jr., Jeremy

COACHING

North Texas

Head Coach (2012-Present)

Marquette

Assoc. Head Coach (2011-12)

Asst. Coach (2008-11)

Nebraska

Asst. Coach (2006-08)

UTEP

Asst. Coach (July 2006)

Arizona State

Assoc. Head Coach (2004-06)

Asst. Coach (1998-04)

New Mexico

Asst. Coach (1992-98)

All Saints School

Head Coach (1988-1991)

PLAYING CAREER

European League

Holland (1986-87)

Chicago Bulls

Training Camp (1986)

Boston Celtics

Fourth Round Draft Pick (1986)

Texas Tech

All-SWC (1986)

SWC Tournament MVP (1986)

Hobbs High School

1982 N.M. State MVP

1982 State Champion

One of the nation's most respected assistant coaches, Tony Benford, has taken the reigns of the North Texas men's basketball program.

A veteran of 20 years in Division I basketball and 14 postseason appearances, Benford served as the associate head coach under Buzz Williams at Marquette last season; his fourth year with the Golden Eagles. During his time at Marquette, Benford helped recruit and coach six All-Big East players, including 2012 Big East Player of the Year Jae Crowder.

Tabbed by Basketball Times, Fox Sports and Hoop Scoop as one of the country's top assistant coaches, Benford also spent time at Nebraska (2006-08), Arizona State (1998-06) and New Mexico (1992-98) developing some of the nation's most talented players.

"I couldn't be more excited about the opportunity of taking over the basketball program at North Texas," Benford said. "I would like to thank Rick Villarreal and President V. Lane Rawlins for this opportunity, and Johnny Jones for doing such a great job in making North Texas a winner. My philosophy is all about the players, and we will do everything in ensure that our players grow in the classroom, the community and on the court."

In his career Benford recruited and coached five NBA first-round draft picks: Garland, Texas; Ike Diogu (Arizona St., '05), Charles Smith (New Mexico, '97), Kenny Thomas (New Mexico, '99), Lazar Hayward (Marquette, '10) and Jimmy Butler (Marquette, '11), as well as three second-round picks in Eddie House (Arizona St., '00), Tommy Smith (Arizona St., '03) and Jeff Pendergraph (Arizona St., '09).

A native of Hobbs, N.M., Benford played collegiately at Texas Tech and was the catalyst for the Red Raiders Southwest Conference regular-season and tournament titles in 1985, and their 1986 SWC Tournament championship. He earned All-Southwest Conference and SWC Tournament MVP honors as a senior. The Boston Celtics selected Benford in the fourth round of the 1986 NBA Draft, and he played professionally in Holland for the 1986-87 season.

With Williams and Benford at the helm at Marquette, the Golden Eagles have reached the NCAA Tournament's Sweet 16 in each of the last two years. Marquette was ranked No. 11 in the final AP poll of 2012, and ranked 31st in the country in scoring offense with an average of 75.4 points per game. MU won at least 20 games and reached the NCAA Tournament in each of Benford's four years with the program.

Before arriving at Marquette, he had spent the previous two campaigns at Nebraska under head coach Doc Sadler. The Huskers collected 37 total victories in the two seasons, highlighted by a trip to the National Invitation Tournament in 2008. The squad posted 20 wins in 2007-08, just the 12th 20-win campaign in the program's 112-year history. North Texas forward Alonzo Edwards was recruited to Nebraska by Benford prior to transferring to Denton.

Benford served on the Arizona State bench as an assistant coach for his first six years in Tempe before being named associate head coach for his last two seasons. Benford helped the Sun Devils to four postseason appearances during his tenure, including earning a spot in the second round of the 2003 NCAA Tournament. While at ASU, Benford recruited Keith Wooden and George Odufuwa to Phoenix before the pair transferred to North Texas and went on to start a combined 143 games for the Mean Green.

In six seasons with New Mexico, Benford helped the Lobos reach five NCAA Tournament bids while winning 73.2 percent of their games (139-51 record). New Mexico picked up a pair of Western Athletic Conference tournament titles in 1993 and 1996, and a regular-season championship in 1994. During his stint with the Lobos, Benford coached the top four scorers in program history, including all-time leading scorer in Kenny Thomas.

As a prep all-star, Benford was a Converse All-American and the New Mexico Player of the Year after pouring in 27.5 points per game as a senior at Hobbs High School. He led Hobbs to the state title in his final season, earning MVP honors of the state championship tournament after posting 29 points in the title game.



1 Jacob Holmen

Forward

Sr. ▶ 6-8 ▶ 225
Whitehouse, TX ▶
(Whitehouse HS)

↳ CAREER HIGHS

Points: 21, vs Arkansas State -- 03/05/12
Rebounds: 10, at Louisiana -- 1/27/11
Assists: 4, vs Arkansas State -- 03/05/12
Steals: 2, 4 times
Blocks: 2, at Univ. of New Orleans -- 02/11/10; Henderson State -- 11/12/10; Louisiana
FG made: 9, at Florida Atlantic -- 02/11/12
FG attempts: 16, at Florida Atlantic -- 02/11/12
3FG made: 5, vs Arkansas State -- 03/05/12
3FG attempts: 7, UT Arlington -- 11/28/12
FT made: 5, Henderson State -- 11/12/10; University of the South -- 12/02/09
FT attempts: 6, South Alabama -- 01/21/10; Henderson State -- 11/12/10

North Texas 2012-13: Expected to retire following concussion history ... Made 16 of last 39 (41.0%) from 3-point dating back to last season ... Team's best 3-point shooter at 32.3 percent ... Second highest active career scorer on team (539 career points) ... 29th career start at MTSU ... **2011-12:** All-Sun Belt Tournament team ... Team-high tying 14.0 ppg in SBC Tourney, including 6-of-9 from 3-point ... Career 21 point game in semifinal win over ASU (team season-high 5-of-5 from 3-point) ... Tied season high with 8 rebounds vs ULL in quarterfinals ... Averaged 11.5 points over the year's final 8 games ... Exploded for then-career-high 20 points at FAU - all in the 2nd half ... Team's top free throw shooting forward at 78.6 percent ... Started opener (first start since 1/16/10) and tallied 8 pts, 8 reb.

↳ 2012-13 STATS

| Opponent | Date | qs | min | Total | | 3-Pointers | | Free throws | | Rebounds | | | | Other | | | | pts | avg | |
|-----------------------|----------|----------|------------|--------------|-------------|--------------|-------------|--------------|-------------|-----------|-----------|-----------|------------|-----------|----------|-----------|----------|----------|-----------|------------|
| | | | | fg-fga | pct | 3fg-fga | pct | ft-fta | pct | off | def | tot | avg | pf | a | t/o | blk | | | stl |
| at Creighton | 11/09/12 | | 12 | 1-3 | .333 | 0-0 | .000 | 0-0 | .000 | 0 | 2 | 2 | 2.0 | 0 | 0 | 0 | 0 | 0 | 2 | 2.0 |
| vs Alabama-Huntsville | 11/12/12 | | 12 | 1-5 | .200 | 0-0 | .000 | 2-2 | 1.000 | 2 | 1 | 3 | 2.5 | 0 | 0 | 0 | 0 | 1 | 4 | 3.0 |
| vs Lamar | 11/13/12 | | 15 | 5-7 | .714 | 0-0 | .000 | 0-0 | .000 | 2 | 0 | 2 | 2.3 | 2 | 0 | 2 | 0 | 0 | 10 | 5.3 |
| CAMERON | 11/16/12 | | 15 | 5-8 | .625 | 3-4 | .750 | 1-2 | .500 | 2 | 3 | 5 | 3.0 | 0 | 0 | 0 | 0 | 0 | 14 | 7.5 |
| vs IUPUI | 11/19/12 | | 19 | 5-9 | .556 | 2-4 | .500 | 0-0 | .000 | 2 | 2 | 4 | 3.2 | 2 | 0 | 0 | 0 | 0 | 12 | 8.4 |
| at Virginia | 11/20/12 | | 15 | 1-5 | .200 | 0-2 | .000 | 2-2 | 1.000 | 2 | 3 | 5 | 3.5 | 2 | 0 | 0 | 0 | 0 | 4 | 7.7 |
| UT ARLINGTON | 11/28/12 | * | 23 | 2-8 | .250 | 2-7 | .286 | 0-0 | .000 | 0 | 5 | 5 | 3.7 | 2 | 1 | 1 | 1 | 2 | 6 | 7.4 |
| LOUISIANA | 12/1/12 | | 22 | 3-9 | .333 | 2-4 | .500 | 0-0 | .000 | 2 | 2 | 4 | 3.8 | 4 | 1 | 1 | 2 | 1 | 8 | 7.5 |
| at Saint Louis | 12/5/12 | * | 21 | 0-4 | .000 | 0-2 | .000 | 0-0 | .000 | 0 | 2 | 2 | 3.6 | 2 | 1 | 0 | 0 | 0 | 0 | 6.7 |
| JACKSON STATE | 12/8/12 | * | 12 | 3-5 | .600 | 0-1 | .000 | 3-3 | 1.000 | 2 | 2 | 4 | 3.6 | 2 | 0 | 0 | 0 | 0 | 9 | 6.9 |
| SOUTHEASTERN LA. | 12/16/12 | * | 23 | 1-6 | .167 | 0-2 | .000 | 0-0 | .000 | 3 | 2 | 5 | 3.7 | 0 | 0 | 1 | 0 | 0 | 2 | 6.5 |
| LEHIGH | 12/20/12 | * | 19 | 3-7 | .429 | 0-1 | .000 | 0-0 | .000 | 1 | 3 | 4 | 3.8 | 1 | 0 | 1 | 1 | 0 | 6 | 6.4 |
| at Western Kentucky | 12/29/12 | * | 10 | 1-3 | .333 | 0-0 | .000 | 2-4 | .500 | 2 | 0 | 2 | 3.6 | 0 | 0 | 0 | 1 | 0 | 4 | 6.2 |
| at Middle Tennessee | 12/31/12 | * | 12 | 1-3 | .333 | 1-3 | .333 | 0-0 | .000 | 2 | 2 | 4 | 3.6 | 2 | 1 | 3 | 0 | 0 | 3 | 6.0 |
| SOUTH ALABAMA | 1/12/13 | | 5 | 0-2 | .000 | 0-1 | .000 | 0-0 | .000 | 0 | 1 | 1 | 3.5 | 1 | 0 | 1 | 0 | 0 | 0 | 5.6 |
| Totals | | 7 | 235 | 32-84 | .381 | 10-31 | .323 | 10-13 | .769 | 22 | 30 | 52 | 3.5 | 20 | 4 | 10 | 5 | 4 | 84 | 5.6 |

Games played: 15
Minutes/game: 15.7
Points/game: 5.6
FG Pct: 38.1
3FG Pct: 32.3
FT Pct: 76.9

Rebounds/game: 3.5
Assists/game: 0.3
Turnovers/game: 0.7
Assist/turnover ratio: 0.4
Steals/game: 0.3
Blocks/game: 0.3

↳ CAREER STATS

| Season | gp-gs | min/avg | Total | | 3-Point | | F-Throws | | Rebounds | | | | Other | | | | Scoring | | | |
|--------------|--------------|------------------|----------------|-------------|---------------|-------------|---------------|-------------|------------|------------|------------|------------|------------|----------|-----------|-----------|-----------|-----------|------------|------------|
| | | | fg-fga | pct | fg-fga | pct | ft-fta | pct | off | def | tot | avg | pf | fo | ast | to | blk | stl | pts | avg |
| 2009-10 | 31-8 | 420/13.5 | 59-142 | .415 | 3-23 | .130 | 29-36 | .806 | 27 | 46 | 73 | 2.4 | 41 | 1 | 12 | 25 | 7 | 8 | 150 | 4.8 |
| 2010-11 | 26-0 | 382/14.7 | 58-134 | .433 | 12-34 | .353 | 24-32 | .750 | 31 | 47 | 78 | 3.0 | 27 | 0 | 12 | 17 | 3 | 5 | 152 | 5.8 |
| 2011-12 | 22-14 | 457/20.8 | 59-151 | .391 | 13-39 | .333 | 22-28 | .786 | 20 | 53 | 73 | 3.3 | 30 | 1 | 21 | 22 | 2 | 6 | 153 | 7.0 |
| 2012-13 | 15-7 | 235/15.7 | 32-84 | .381 | 10-31 | .323 | 10-13 | .769 | 22 | 30 | 52 | 3.5 | 20 | 0 | 4 | 10 | 5 | 4 | 84 | 5.6 |
| TOTAL | 94-29 | 1494/15.9 | 208-511 | .407 | 38-127 | .299 | 85-109 | .780 | 100 | 176 | 276 | 2.9 | 118 | 2 | 49 | 74 | 17 | 23 | 539 | 5.7 |



2 Brandon Walton

Guard

Sr. ▶ 6-2 ▶ 205
Compton, CA ▶
(Casper College)

↳ CAREER HIGHS

Points: 19, Arkansas State -- 01/28/12
Rebounds: 6, at Louisiana-Lafayette -- 01/25/12; at Florida Atlantic -- 02/11/12; Sam Houston State
Assists: 4, at FIU -- 02/09/12
Steals: 3, at UT Arlington -- 11/22/11
Blocks: 1, at South Alabama -- 01/05/12
FG made: 6, at ULM -- 01/14/12; at UALR -- 02/23/12
FG attempts: 16, at UALR -- 02/23/12
3FG made: 5, at ULM -- 01/14/12
3FG attempts: 10, at UALR -- 02/23/12
FT made: 6, Arkansas State -- 01/28/12
FT attempts: 6, Arkansas State -- 01/28/12; at FIU -- 02/09/12

North Texas 2012-13: Injured in opener at Creighton, and is expected to redshirt ... **2011-12:** Just missed the single season top-10 list for 3-pointers in a season with 54 ... 46.2 percent from 3-point in SBC Tournament ... Game-winning 3-pointer with 8.3 seconds left in QF win over ULL (game-high 16 points) ... Ranked 6th in the SBC with 2.1 3-pointers per league game, and 11th with 41.0 3FG% ... Was 32-of-76 (42.1 percent) from 3-point over season's final 15 games ... Team season-high 5 3-pointers at ULM ... 14 double-figure games, including a career-high 19 points at ASU ... Returned home to LA and tallied 14 points vs La Sierra.

↳ 2012-13 STATS

| Opponent | Date | gs | min | Total | | 3-Pointers | | Free throws | | Rebounds | | | | pf | a | t/o | blk | stl | pts | avg |
|---------------|----------|----|-----|--------|------|------------|------|-------------|------|----------|-----|-----|-----|----|---|-----|-----|-----|-----|-----|
| | | | | fg-fga | pct | 3fg-fga | pct | ft-fga | pct | off | def | tot | avg | | | | | | | |
| at Creighton | 11/09/12 | | 1 | 0-0 | .000 | 0-0 | .000 | 0-0 | .000 | 0 | 0 | 0 | 0.0 | 0 | 0 | 0 | 0 | 0 | 0 | 0.0 |
| Totals | | 0 | 1 | 0-0 | .000 | 0-0 | .000 | 0-0 | .000 | 0 | 0 | 0 | 0.0 | 0 | 0 | 0 | 0 | 0 | 0 | 0.0 |

Games played: 1
Minutes/game: 1.0

↳ CAREER STATS

| Season | gp-gs | min/avg | Total | | 3-Point | | F-Throws | | Rebounds | | | | Scoring | | | | | | | |
|--------------|-------|----------|--------|------|---------|------|----------|------|----------|-----|-----|-----|---------|----|-----|----|-----|-----|-----|-----|
| | | | fg-fga | pct | fg-fga | pct | ft-fga | pct | off | def | tot | avg | pf | fo | ast | to | blk | stl | pts | avg |
| 2011-12 | 32-17 | 792/24.8 | 92-237 | .388 | 54-147 | .367 | 42-63 | .667 | 29 | 53 | 82 | 2.6 | 67 | 1 | 35 | 38 | 1 | 25 | 280 | 8.8 |
| 2012-13 | 1-0 | 1/1.0 | 0-0 | .000 | 0-0 | .000 | 0-0 | .000 | 0 | 0 | 0 | 0.0 | 0 | 0 | 0 | 0 | 0 | 0 | 0 | 0.0 |
| TOTAL | 33-17 | 793/24.0 | 92-237 | .388 | 54-147 | .367 | 42-63 | .667 | 29 | 53 | 82 | 2.5 | 67 | 1 | 35 | 38 | 1 | 25 | 280 | 8.5 |



3 Alzee Williams

Guard

Jr. ▶ 6-4 ▶ 180
 Dallas, TX ▶
 (Mississippi Elite Christian Acad.)

↳ CAREER HIGHS

Points: 29, Middle Tennessee -- 02/02/12
 Rebounds: 8, Lehigh -- 12/20/12
 Assists: 5, Arkansas State -- 01/28/12; at Middle Tennessee -- 12/31/12
 Steals: 2, 5 times
 Blocks: 1, 7 times
 FG made: 10, Middle Tennessee -- 02/02/12
 FG attempts: 19, Middle Tennessee -- 02/02/12
 3FG made: 2, at ULM -- 02/27/10; at UALR -- 1/10/13
 3FG attempts: 4, at Loyola Marymount -- 12/04/11
 FT made: 9, Middle Tennessee -- 02/02/12; at UALR -- 02/23/12
 FT attempts: 11, Middle Tennessee -- 02/02/12

North Texas 2012-13: One of the NCAA's most efficient guards, averaging a turnover every 28.3 minutes ... On pace to become just the 2nd player in NT history to top 1,000 minutes in back-to-back years ... Tied career-high in assists with 5 at MTSU ... Utility guard, once again leads NT with 34.2 MPG ... **2011-12:** Led the league with 35.6 minutes per SBC game, and his 1,018 total minutes rank 8th in NT history ... Averaged 15.8 ppg over the last 10 games of the year, which included 29 (MTSU) and 25 (UALR) point outings ... Shot 51.6 percent from the floor in the SBC Tournament and scored a team-high-tying 14.0 ppg ... Ended the year with 10 straight double-figure games ... Game-winning OT tip-in vs Denver ... NT's go-to free throw shooter at 78.8 percent (78-of-99) ... Team-high 30 career starts (all in 2011-12).

↳ 2012-13 STATS

| Opponent | Date | qs | min | Total | | 3-Pointers | | Free throws | | Rebounds | | | | | | | | | | | |
|-----------------------|----------|----|-----|--------|--------|------------|-------|-------------|-------|----------|-----|-----|-----|-----|----|-----|-----|-----|-----|------|------|
| | | | | fg-fga | pct | 3fg-fga | pct | ft-fta | pct | off | def | tot | avg | pf | a | t/o | blk | stl | pts | avg | |
| at Creighton | 11/09/12 | * | 29 | 3-14 | .214 | 0-0 | .000 | 3-4 | .750 | 2 | 1 | 3 | 3.0 | 1 | 1 | 0 | 0 | 0 | 9 | 9.0 | |
| vs Alabama-Huntsville | 11/12/12 | * | 32 | 1-6 | .167 | 0-0 | .000 | 0-2 | .000 | 1 | 2 | 3 | 3.0 | 0 | 3 | 0 | 0 | 1 | 2 | 5.5 | |
| vs Lamar | 11/13/12 | * | 37 | 6-11 | .545 | 0-0 | .000 | 5-7 | .714 | 2 | 3 | 5 | 3.7 | 0 | 2 | 0 | 0 | 0 | 17 | 9.3 | |
| CAMERON | 11/16/12 | * | 22 | 6-7 | .857 | 0-0 | .000 | 0-0 | .000 | 0 | 2 | 2 | 3.3 | 1 | 1 | 1 | 1 | 0 | 12 | 10.0 | |
| vs IUPUI | 11/19/12 | * | 33 | 3-11 | .273 | 0-0 | .000 | 2-4 | .500 | 1 | 3 | 4 | 3.4 | 1 | 4 | 0 | 0 | 0 | 8 | 9.6 | |
| at Virginia | 11/20/12 | * | 33 | 4-11 | .364 | 0-0 | .000 | 3-5 | .600 | 1 | 0 | 1 | 3.0 | 2 | 0 | 1 | 0 | 2 | 11 | 9.8 | |
| UT ARLINGTON | 11/28/12 | * | 37 | 4-9 | .444 | 1-2 | .500 | 5-8 | .625 | 1 | 1 | 2 | 2.9 | 3 | 0 | 2 | 0 | 1 | 14 | 10.4 | |
| LOUISIANA | 12/1/12 | * | 31 | 1-9 | .111 | 0-0 | .000 | 5-6 | .833 | 3 | 1 | 4 | 3.0 | 1 | 2 | 1 | 0 | 0 | 7 | 10.0 | |
| at Saint Louis | 12/5/12 | * | 35 | 3-5 | .600 | 0-0 | .000 | 2-2 | 1.000 | 0 | 2 | 2 | 2.9 | 1 | 1 | 0 | 0 | 0 | 8 | 9.8 | |
| JACKSON STATE | 12/8/12 | * | 36 | 5-8 | .625 | 0-0 | .000 | 4-5 | .800 | 2 | 3 | 5 | 3.1 | 2 | 2 | 1 | 0 | 1 | 14 | 10.2 | |
| SOUTHEASTERN LA. | 12/16/12 | * | 34 | 5-12 | .417 | 0-0 | .000 | 1-3 | .333 | 1 | 2 | 3 | 3.1 | 0 | 1 | 0 | 0 | 2 | 11 | 10.3 | |
| LEHIGH | 12/20/12 | | 32 | 6-14 | .429 | 0-1 | .000 | 8-8 | 1.000 | 4 | 4 | 8 | 3.5 | 1 | 0 | 2 | 0 | 0 | 20 | 11.1 | |
| at Western Kentucky | 12/29/12 | * | 38 | 3-9 | .333 | 0-1 | .000 | 2-3 | .667 | 2 | 2 | 4 | 3.5 | 2 | 1 | 2 | 1 | 0 | 8 | 10.8 | |
| at Middle Tennessee | 12/31/12 | * | 35 | 2-8 | .250 | 0-1 | .000 | 0-0 | .000 | 0 | 2 | 2 | 3.4 | 3 | 5 | 2 | 0 | 0 | 4 | 10.4 | |
| TROY | 1/3/13 | | 23 | 4-6 | .667 | 1-1 | 1.000 | 1-1 | 1.000 | 2 | 1 | 3 | 3.4 | 1 | 0 | 0 | 0 | 0 | 10 | 10.3 | |
| at UALR | 1/10/13 | * | 39 | 5-9 | .556 | 2-3 | .667 | 1-2 | .500 | 1 | 1 | 2 | 3.3 | 0 | 0 | 1 | 0 | 0 | 13 | 10.5 | |
| SOUTH ALABAMA | 1/12/13 | * | 40 | 5-9 | .556 | 0-0 | .000 | 1-2 | .500 | 2 | 2 | 4 | 3.4 | 0 | 2 | 0 | 0 | 1 | 11 | 10.5 | |
| at FIU | 01/17/13 | * | 39 | 4-9 | .444 | 1-3 | .333 | 4-6 | .667 | 2 | 2 | 4 | 3.4 | 1 | 2 | 4 | 0 | 0 | 13 | 10.7 | |
| UALR | 1/26/13 | | 33 | 0-3 | .000 | 0-1 | .000 | 0-0 | .000 | 1 | 2 | 3 | 3.4 | 0 | 0 | 2 | 0 | 0 | 0 | 10.1 | |
| at Louisiana | 01/31/13 | | 36 | 5-10 | .500 | 0-0 | .000 | 4-5 | .800 | 1 | 3 | 4 | 3.4 | 0 | 3 | 3 | 0 | 0 | 14 | 10.3 | |
| at Arkansas State | 2/2/13 | * | 42 | 2-10 | .200 | 0-1 | .000 | 6-8 | .750 | 2 | 1 | 3 | 3.4 | 2 | 1 | 2 | 0 | 1 | 10 | 10.3 | |
| WESTERN KENTUCKY | 2/7/13 | * | 38 | 7-10 | .700 | 0-0 | .000 | 3-5 | .600 | 0 | 1 | 1 | 3.3 | 1 | 1 | 0 | 0 | 0 | 17 | 10.6 | |
| FIU | 2/9/13 | | 33 | 6-7 | .857 | 0-0 | .000 | 3-4 | .750 | 1 | 1 | 2 | 3.2 | 2 | 2 | 2 | 0 | 0 | 15 | 10.8 | |
| at ULM | 02/14/13 | | 33 | 3-12 | .250 | 0-0 | .000 | 4-4 | 1.000 | 2 | 0 | 2 | 3.2 | 1 | 2 | 3 | 0 | 1 | 10 | 10.8 | |
| Totals | | | 18 | 820 | 93-219 | .425 | 5-14 | .357 | 67-94 | .713 | 34 | 42 | 76 | 3.2 | 26 | 36 | 29 | 2 | 10 | 258 | 10.8 |

Games played: 24
 Minutes/game: 34.2
 Points/game: 10.8
 FG Pct: 42.5
 3FG Pct: 35.7
 FT Pct: 71.3

Rebounds/game: 3.2
 Assists/game: 1.5
 Turnovers/game: 1.2
 Assist/turnover ratio: 1.2
 Steals/game: 0.4
 Blocks/game: 0.1

↳ CAREER STATS

| Season | gp-gs | min/avg | Total | | 3-Point | | F-Throws | | Rebounds | | | | Scoring | | | | | | | |
|---------|-------|-----------|---------|------|---------|------|----------|------|----------|-----|-----|-----|---------|----|-----|----|-----|-----|-----|------|
| | | | fg-fga | pct | fg-fga | pct | ft-fta | pct | off | def | tot | avg | pf | fo | ast | to | blk | stl | pts | avg |
| 2009-10 | 32-0 | 244/7.6 | 21-64 | .328 | 5-31 | .161 | 14-22 | .636 | 3 | 20 | 23 | 0.7 | 19 | 0 | 5 | 18 | 3 | 7 | 61 | 1.9 |
| 2011-12 | 32-30 | 1018/31.8 | 126-267 | .472 | 5-21 | .238 | 78-99 | .788 | 36 | 73 | 109 | 3.4 | 36 | 0 | 54 | 41 | 2 | 17 | 335 | 10.5 |
| 2012-13 | 24-18 | 820/34.2 | 93-219 | .425 | 5-14 | .357 | 67-94 | .713 | 34 | 42 | 76 | 3.2 | 26 | 0 | 36 | 29 | 2 | 10 | 258 | 10.8 |
| TOTAL | 88-48 | 2082/23.7 | 240-550 | .436 | 15-66 | .227 | 159-215 | .740 | 73 | 135 | 208 | 2.4 | 81 | 0 | 95 | 88 | 7 | 34 | 654 | 7.4 |



4 P.J. Hardwick

Guard

Fr. ▶ 5-10 ▶ 170
Miami, FL ▶
(Houston Christian Life)

↳ CAREER HIGHS

Points: 14, South Alabama -- 1/12/13
Rebounds: 9, Cameron -- 11/16/12
Assists: 7, Troy -- 1/3/13
Steals: 4, at FIU -- 01/17/13
FG made: 4, ULM -- 1/5/13
FG attempts: 8, South Alabama -- 1/12/13
3FG attempts: 1, at Creighton -- 11-09-12; at Creighton -- 11/09/12
FT made: 10, South Alabama -- 1/12/13
FT attempts: 12, South Alabama -- 1/12/13

2012-13 North Texas: 82.9 FT% in league play ranks 1st in SBC ... In 13 starts: 32.6 MPG, 5.5 PPG, 3.6 APG, 4.0 RPG, 85.3 FT% ... Career scoring effort (14 pts) in South Alabama win, hit 7-of-8 free throws in final 59 seconds ... Leads NT with 66 assists (2.4 per game) ... Game-high 9 boards vs. Cameron ... 7 assists in 2 NIT Season Tip-Off games ... Saw first career action at Creighton, tallied 3 pts ...

Houston Christian Life Academy: Known for his lightning quick moves, point guard P.J. Hardwick became the first signee of the Tony Benford era ... Averaged 15 points and 10 assists per game as a senior for Christian Life Academy in Houston ... Originally signed with Mississippi State as a part of the nation's No. 17 ranked recruiting class according to Hoop Scoop ... As a junior, Hardwick led Christian Life to a 30-1 record while averaging nine points and 12 assists per game.

↳ 2012-13 STATS

| Opponent | Date | qs | min | Total | | 3-Pointers | | Free throws | | Rebounds | | | | | | | | | | | pts | avg |
|-----------------------|----------|----|-----|--------|-------|------------|------|-------------|-------|----------|-----|-----|-----|-----|----|-----|-----|-----|----|-----|-----|-----|
| | | | | fg-fga | pct | 3fg-fga | pct | ft-fga | pct | off | def | tot | avg | pf | a | t/o | blk | stl | | | | |
| at Creighton | 11/09/12 | | 21 | 1-5 | .200 | 0-1 | .000 | 1-2 | .500 | 1 | 1 | 2 | 2.0 | 2 | 3 | 0 | 0 | 1 | 3 | 3.0 | | |
| vs Alabama-Huntsville | 11/12/12 | | 13 | 1-1 | 1.000 | 0-0 | .000 | 0-0 | .000 | 1 | 2 | 3 | 2.5 | 2 | 3 | 1 | 0 | 0 | 2 | 2.5 | | |
| vs Lamar | 11/13/12 | | 16 | 1-2 | .500 | 0-0 | .000 | 0-0 | .000 | 1 | 0 | 1 | 2.0 | 2 | 4 | 3 | 0 | 0 | 2 | 2.3 | | |
| CAMERON | 11/16/12 | | 18 | 2-5 | .400 | 0-0 | .000 | 1-1 | 1.000 | 3 | 6 | 9 | 3.8 | 1 | 1 | 2 | 0 | 2 | 5 | 3.0 | | |
| vs IUPUI | 11/19/12 | | 14 | 1-1 | 1.000 | 0-0 | .000 | 0-0 | .000 | 0 | 1 | 1 | 3.2 | 0 | 1 | 1 | 0 | 1 | 2 | 2.8 | | |
| at Virginia | 11/20/12 | | 20 | 0-0 | .000 | 0-0 | .000 | 0-1 | .000 | 0 | 1 | 1 | 2.8 | 2 | 2 | 1 | 0 | 0 | 0 | 2.3 | | |
| UT ARLINGTON | 11/28/12 | | 10 | 0-0 | .000 | 0-0 | .000 | 0-0 | .000 | 0 | 0 | 0 | 2.4 | 2 | 0 | 0 | 0 | 2 | 0 | 2.0 | | |
| LOUISIANA | 12/1/12 | | 6 | 0-0 | .000 | 0-0 | .000 | 0-0 | .000 | 0 | 0 | 0 | 2.1 | 0 | 0 | 0 | 0 | 0 | 0 | 1.8 | | |
| at Saint Louis | 12/5/12 | | 3 | 0-0 | .000 | 0-0 | .000 | 2-2 | 1.000 | 0 | 0 | 0 | 1.9 | 1 | 0 | 2 | 0 | 2 | 2 | 1.8 | | |
| JACKSON STATE | 12/8/12 | | 17 | 1-2 | .500 | 0-0 | .000 | 0-2 | .000 | 1 | 2 | 3 | 2.0 | 4 | 2 | 0 | 0 | 1 | 2 | 1.8 | | |
| SOUTHEASTERN LA. | 12/16/12 | | 12 | 1-3 | .333 | 0-0 | .000 | 0-0 | .000 | 0 | 2 | 2 | 2.0 | 0 | 1 | 1 | 0 | 1 | 2 | 1.8 | | |
| LEHIGH | 12/20/12 | | 14 | 1-1 | 1.000 | 0-0 | .000 | 0-0 | .000 | 0 | 2 | 2 | 2.0 | 4 | 1 | 1 | 0 | 2 | 2 | 1.8 | | |
| at Western Kentucky | 12/29/12 | | 1 | 0-0 | .000 | 0-0 | .000 | 0-0 | .000 | 0 | 0 | 0 | 1.8 | 0 | 1 | 0 | 0 | 0 | 0 | 1.7 | | |
| at Middle Tennessee | 12/31/12 | | 17 | 1-1 | 1.000 | 0-0 | .000 | 0-1 | .000 | 0 | 1 | 1 | 1.8 | 2 | 0 | 1 | 0 | 0 | 2 | 1.7 | | |
| TROY | 1/3/13 | * | 31 | 1-2 | .500 | 0-0 | .000 | 0-0 | .000 | 0 | 1 | 1 | 1.7 | 4 | 7 | 5 | 0 | 0 | 2 | 1.7 | | |
| ULM | 1/5/13 | * | 36 | 4-6 | .667 | 0-0 | .000 | 0-0 | .000 | 0 | 3 | 3 | 1.8 | 2 | 6 | 2 | 0 | 1 | 8 | 2.1 | | |
| at UALR | 1/10/13 | * | 31 | 2-7 | .286 | 0-0 | .000 | 4-4 | 1.000 | 2 | 3 | 5 | 2.0 | 3 | 2 | 5 | 0 | 0 | 8 | 2.5 | | |
| SOUTH ALABAMA | 1/12/13 | * | 38 | 2-8 | .250 | 0-0 | .000 | 10-12 | .833 | 0 | 7 | 7 | 2.3 | 3 | 4 | 3 | 0 | 2 | 14 | 3.1 | | |
| at FIU | 01/17/13 | * | 25 | 1-4 | .250 | 0-0 | .000 | 2-2 | 1.000 | 0 | 8 | 8 | 2.6 | 4 | 3 | 8 | 0 | 4 | 4 | 3.2 | | |
| at Florida Atlantic | 1/19/13 | * | 45 | 2-3 | .667 | 0-0 | .000 | 4-6 | .667 | 1 | 5 | 6 | 2.8 | 4 | 5 | 2 | 0 | 1 | 8 | 3.4 | | |
| MIDDLE TENNESSEE | 1/24/13 | * | 40 | 2-5 | .400 | 0-0 | .000 | 3-3 | 1.000 | 1 | 1 | 2 | 2.7 | 3 | 4 | 1 | 0 | 1 | 7 | 3.6 | | |
| UALR | 1/26/13 | * | 35 | 0-3 | .000 | 0-0 | .000 | 0-0 | .000 | 1 | 4 | 5 | 2.8 | 3 | 2 | 4 | 0 | 0 | 0 | 3.4 | | |
| at Louisiana | 01/31/13 | * | 27 | 1-4 | .250 | 0-0 | .000 | 0-0 | .000 | 0 | 5 | 5 | 2.9 | 5 | 1 | 5 | 0 | 0 | 2 | 3.3 | | |
| at Arkansas State | 2/2/13 | * | 32 | 2-4 | .500 | 0-0 | .000 | 1-2 | .500 | 0 | 2 | 2 | 2.9 | 5 | 3 | 2 | 0 | 0 | 5 | 3.4 | | |
| WESTERN KENTUCKY | 2/7/13 | * | 33 | 0-1 | .000 | 0-0 | .000 | 0-0 | .000 | 0 | 5 | 5 | 3.0 | 2 | 4 | 5 | 0 | 0 | 0 | 3.3 | | |
| FIU | 2/9/13 | * | 26 | 2-3 | .667 | 0-0 | .000 | 5-5 | 1.000 | 0 | 1 | 1 | 2.9 | 2 | 1 | 4 | 0 | 2 | 9 | 3.5 | | |
| at ULM | 02/14/13 | * | 25 | 2-5 | .400 | 0-0 | .000 | 0-0 | .000 | 0 | 2 | 2 | 2.9 | 3 | 5 | 3 | 0 | 0 | 4 | 3.5 | | |
| Totals | | | 13 | 606 | 31-76 | .408 | 0-1 | .000 | 33-43 | .767 | 12 | 65 | 77 | 2.9 | 65 | 66 | 62 | 0 | 23 | 95 | 3.5 | |

Games played: 27
Minutes/game: 22.4
Points/game: 3.5
FG Pct: 40.8
3FG Pct: 0.0
FT Pct: 76.7

Rebounds/game: 2.9
Assists/game: 2.4
Turnovers/game: 2.3
Assist/turnover ratio: 1.1
Steals/game: 0.9



5 Chris Jones

Guard

So. ▶ 6-2 ▶ 202
Garland, TX ▶
(Lakeview Centennial HS)

↳ CAREER HIGHS

Points: 31, at Texas Tech -- 11/16/11
Rebounds: 12, St. Gregory's -- 11/11/11
Assists: 10, Troy -- 12/31/11
Steals: 6, UT Arlington -- 11/28/12
Blocks: 1, 4 times
FG made: 9, at Texas Tech -- 11/16/11
FG attempts: 21, at Texas Tech -- 11/16/11
3FG made: 5, Jackson State -- 12/18/11
3FG attempts: 6, at UT Arlington -- 11/22/11; at Mississippi State -- 11/27/11; Jackson State
FT made: 12, at Texas Tech -- 11/16/11
FT attempts: 13, at Texas Tech -- 11/16/11; Louisiana -- 12/1/12

North Texas 2012-13: Out indefinitely with a foot injury ... 2.2 steals per game ranked 2nd in the SBC ... 6 steals vs UTA tied for 3rd most in NT history, most since 1991 ... 5.0 APG ranked 1st in the Sun Belt ... **2011-12:** Jones' 4.26 apg average highest by a frosh in NT history (8th overall) ... NCAA's 19th highest scoring frosh at 14.1 ppg ... 1 rebound vs Troy from first NT triple-double since 1993 (21 pts, 9 reb, 10 asst) ... 10 assts vs Troy ranks 12th in school history, most by NT player since 2000 ... Missed the final 13 games of the year (Was leading the SBC with 6.0 apg in league games, also ranked top 10 in SBC in pts, asst, steals, A/TO ratio & def rebounds) ... 2.4 steals ranks 21st in NCAA, 3rd in SBC ... 31 points at Texas Tech are the 5th most by a frosh in NT history ... Four games of 20+ points.

↳ 2012-13 STATS

| Opponent | Date | gs | min | Total | | 3-Pointers | | Free throws | | Rebounds | | | | pf | a | t/o | blk | stl | pts | avg | |
|-----------------------|----------|----|-----|--------|--------|------------|-------|-------------|-------|----------|-----|-----|-----|-----|----|-----|-----|-----|-----|------|------|
| | | | | fg-fga | pct | 3fg-fga | pct | ft-fta | pct | off | def | tot | avg | | | | | | | | |
| at Creighton | 11/09/12 | * | 21 | 0-4 | .000 | 0-1 | .000 | 0-0 | .000 | 1 | 3 | 4 | 4.0 | 4 | 3 | 2 | 0 | 1 | 0 | 0.0 | |
| vs Alabama-Huntsville | 11/12/12 | * | 26 | 3-15 | .200 | 0-2 | .000 | 7-12 | .583 | 1 | 2 | 3 | 3.5 | 3 | 7 | 3 | 0 | 1 | 13 | 6.5 | |
| vs Lamar | 11/13/12 | * | 29 | 7-9 | .778 | 0-0 | .000 | 1-1 | 1.000 | 0 | 2 | 2 | 3.0 | 1 | 7 | 3 | 0 | 1 | 15 | 9.3 | |
| CAMERON | 11/16/12 | * | 24 | 8-9 | .889 | 0-0 | .000 | 0-1 | .000 | 0 | 5 | 5 | 3.5 | 2 | 7 | 2 | 0 | 1 | 16 | 11.0 | |
| vs IUPUI | 11/19/12 | * | 29 | 4-6 | .667 | 1-1 | 1.000 | 0-0 | .000 | 0 | 3 | 3 | 3.4 | 2 | 8 | 5 | 0 | 2 | 9 | 10.6 | |
| at Virginia | 11/20/12 | * | 23 | 3-8 | .375 | 0-2 | .000 | 0-0 | .000 | 2 | 1 | 3 | 3.3 | 4 | 2 | 1 | 0 | 1 | 6 | 9.8 | |
| UT ARLINGTON | 11/28/12 | * | 33 | 2-10 | .200 | 0-1 | .000 | 3-4 | .750 | 2 | 2 | 4 | 3.4 | 3 | 5 | 3 | 0 | 6 | 7 | 9.4 | |
| LOUISIANA | 12/1/12 | * | 34 | 6-12 | .500 | 1-2 | .500 | 10-13 | .769 | 3 | 2 | 5 | 3.6 | 3 | 4 | 2 | 0 | 4 | 23 | 11.1 | |
| at Saint Louis | 12/5/12 | * | 37 | 8-13 | .615 | 1-1 | 1.000 | 4-5 | .800 | 1 | 6 | 7 | 4.0 | 2 | 7 | 6 | 0 | 3 | 21 | 12.2 | |
| JACKSON STATE | 12/8/12 | * | 24 | 3-10 | .300 | 0-3 | .000 | 5-6 | .833 | 0 | 1 | 1 | 3.7 | 4 | 3 | 2 | 0 | 0 | 11 | 12.1 | |
| SOUTHEASTERN LA. | 12/16/12 | * | 25 | 0-7 | .000 | 0-2 | .000 | 1-2 | .500 | 1 | 3 | 4 | 3.7 | 4 | 1 | 1 | 0 | 3 | 1 | 11.1 | |
| LEHIGH | 12/20/12 | * | 23 | 0-8 | .000 | 0-0 | .000 | 0-0 | .000 | 1 | 3 | 4 | 3.8 | 0 | 7 | 4 | 0 | 1 | 0 | 10.2 | |
| at Western Kentucky | 12/29/12 | * | 30 | 4-7 | .571 | 0-1 | .000 | 2-2 | 1.000 | 0 | 3 | 3 | 3.7 | 2 | 4 | 1 | 0 | 5 | 10 | 10.2 | |
| Totals | | | 13 | 358 | 48-118 | .407 | 3-16 | .188 | 33-46 | .717 | 12 | 36 | 48 | 3.7 | 34 | 65 | 35 | 0 | 29 | 132 | 10.2 |

Games played: 13
Minutes/game: 27.5
Points/game: 10.2
FG Pct: 40.7
3FG Pct: 18.8
FT Pct: 71.7

Rebounds/game: 3.7
Assists/game: 5.0
Turnovers/game: 2.7
Assist/turnover ratio: 1.9
Steals/game: 2.2

↳ CAREER STATS

| Season | gp-gs | min/avg | Total | | 3-Point | | F-Throws | | Rebounds | | | | Scoring | | | | | | | |
|--------------|--------------|-----------------|----------------|-------------|--------------|-------------|---------------|-------------|-----------|------------|------------|------------|-----------|----------|------------|------------|----------|-----------|------------|-------------|
| | | | fg-fga | pct | fg-fga | pct | ft-fta | pct | off | def | tot | avg | pf | fo | ast | to | blk | stl | pts | avg |
| 2011-12 | 19-19 | 558/29.4 | 97-222 | .437 | 18-64 | .281 | 55-71 | .775 | 11 | 78 | 89 | 4.7 | 40 | 0 | 81 | 70 | 4 | 45 | 267 | 14.1 |
| 2012-13 | 13-13 | 358/27.5 | 48-118 | .407 | 3-16 | .188 | 33-46 | .717 | 12 | 36 | 48 | 3.7 | 34 | 0 | 65 | 35 | 0 | 29 | 132 | 10.2 |
| TOTAL | 32-32 | 916/28.6 | 145-340 | .426 | 21-80 | .263 | 88-117 | .752 | 23 | 114 | 137 | 4.3 | 74 | 0 | 146 | 105 | 4 | 74 | 399 | 12.5 |



10 Austin Mitchell

Guard

Fr. ▶ 6-1 ▶ 180
Plano, TX ▶
(Plano HS)

↳ CAREER HIGHS

Rebounds: 1, 4 times
Steals: 1, vs Lamar -- 11/13/12
FG attempts: 1, at Creighton -- 11-09-12; at Creighton -- 11/09/12

North Texas 2012-13: Saw first career action at Creighton and against Lamar ... **Plano HS:** Averaged 16.3 points per game as a senior at Plano, which ranked 12th among all players in the DFW area ... Named First-Team All-District 8-5A ... North Texas Basketball Coaches Association 2012 All-Star Game participant ... Also hauled in 2.4 rebounds and 2.5 assists per game as a senior ... Knocked down 19 3-pointers in 26 games ... Helped the Wildcats average 56.0 points per game.

↳ 2012-13 STATS

| Opponent | Date | gs | min | Total | | 3-Pointers | | Free throws | | Rebounds | | | | pf | a | t/o | blk | stl | pts | avg |
|---------------------|----------|----------|-----------|------------|-------------|------------|-------------|-------------|-------------|----------|----------|----------|------------|----------|----------|----------|----------|----------|----------|------------|
| | | | | fg-fga | pct | 3fg-fga | pct | ft-fga | pct | off | def | tot | avg | | | | | | | |
| at Creighton | 11/09/12 | 1 | 1 | 0-1 | .000 | 0-0 | .000 | 0-0 | .000 | 1 | 0 | 1 | 1.0 | 0 | 0 | 0 | 0 | 0 | 0 | 0.0 |
| vs Lamar | 11/13/12 | 1 | 1 | 0-0 | .000 | 0-0 | .000 | 0-0 | .000 | 0 | 0 | 0 | 0.5 | 0 | 0 | 0 | 0 | 1 | 0 | 0.0 |
| CAMERON | 11/16/12 | 1 | 1 | 0-0 | .000 | 0-0 | .000 | 0-0 | .000 | 0 | 0 | 0 | 0.3 | 0 | 0 | 0 | 0 | 0 | 0 | 0.0 |
| vs IUPUI | 11/19/12 | 1 | 1 | 0-0 | .000 | 0-0 | .000 | 0-0 | .000 | 0 | 0 | 0 | 0.3 | 0 | 0 | 0 | 0 | 0 | 0 | 0.0 |
| at Virginia | 11/20/12 | 1 | 1 | 0-0 | .000 | 0-0 | .000 | 0-0 | .000 | 0 | 0 | 0 | 0.2 | 0 | 0 | 0 | 0 | 0 | 0 | 0.0 |
| JACKSON STATE | 12/8/12 | 2 | 2 | 0-0 | .000 | 0-0 | .000 | 0-0 | .000 | 0 | 1 | 1 | 0.3 | 0 | 0 | 0 | 0 | 0 | 0 | 0.0 |
| LEHIGH | 12/20/12 | 1 | 1 | 0-0 | .000 | 0-0 | .000 | 0-0 | .000 | 0 | 0 | 0 | 0.3 | 0 | 0 | 0 | 0 | 0 | 0 | 0.0 |
| TROY | 1/3/13 | 1 | 1 | 0-0 | .000 | 0-0 | .000 | 0-0 | .000 | 0 | 0 | 0 | 0.3 | 0 | 0 | 0 | 0 | 0 | 0 | 0.0 |
| ULM | 1/5/13 | 1 | 1 | 0-0 | .000 | 0-0 | .000 | 0-0 | .000 | 0 | 0 | 0 | 0.2 | 0 | 0 | 0 | 0 | 0 | 0 | 0.0 |
| at UALR | 1/10/13 | 1 | 1 | 0-0 | .000 | 0-0 | .000 | 0-0 | .000 | 0 | 0 | 0 | 0.2 | 0 | 0 | 1 | 0 | 0 | 0 | 0.0 |
| SOUTH ALABAMA | 1/12/13 | 2 | 2 | 0-0 | .000 | 0-0 | .000 | 0-0 | .000 | 0 | 0 | 0 | 0.2 | 0 | 0 | 0 | 0 | 0 | 0 | 0.0 |
| at FIU | 01/17/13 | 1 | 1 | 0-0 | .000 | 0-0 | .000 | 0-0 | .000 | 0 | 0 | 0 | 0.2 | 0 | 0 | 0 | 0 | 0 | 0 | 0.0 |
| at Florida Atlantic | 1/19/13 | 0 | 0 | 0-0 | .000 | 0-0 | .000 | 0-0 | .000 | 0 | 1 | 1 | 0.2 | 0 | 0 | 0 | 0 | 0 | 0 | 0.0 |
| at Louisiana | 01/31/13 | 1 | 1 | 0-0 | .000 | 0-0 | .000 | 0-0 | .000 | 0 | 0 | 0 | 0.2 | 0 | 0 | 0 | 0 | 0 | 0 | 0.0 |
| FIU | 2/9/13 | 0 | 0 | 0-0 | .000 | 0-0 | .000 | 0-0 | .000 | 0 | 0 | 0 | 0.2 | 0 | 0 | 1 | 0 | 0 | 0 | 0.0 |
| at ULM | 02/14/13 | 0 | 0 | 0-0 | .000 | 0-0 | .000 | 0-0 | .000 | 0 | 0 | 0 | 0.2 | 0 | 0 | 0 | 0 | 0 | 0 | 0.0 |
| Totals | | 0 | 15 | 0-1 | .000 | 0-0 | .000 | 0-0 | .000 | 1 | 2 | 3 | 0.2 | 0 | 0 | 2 | 0 | 1 | 0 | 0.0 |

Games played: 16
Minutes/game: 0.9
FG Pct: 0.0

Rebounds/game: 0.2
Turnovers/game: 0.1
Steals/game: 0.1



11 Justin Patton

Forward

Sr. ▶ 6-7 ▶ 200
Bossier City, LA ▶
(Grambling State)

↳ CAREER HIGHS

Points: 16, ULM -- 1/5/13
Rebounds: 4, at Louisiana -- 01/31/13
Assists: 1, 7 times
Steals: 3, Louisiana -- 12/1/12
FG made: 6, ULM -- 1/5/13
FG attempts: 11, ULM -- 1/5/13
3FG made: 1, at Virginia -- 11/20/12
3FG attempts: 2, at Virginia -- 11/20/12; Lehigh -- 12/20/12
FT made: 4, South Alabama -- 1/12/13; ULM -- 1/5/13; Jackson State -- 12/8/12
FT attempts: 6, Jackson State -- 12/8/12

North Texas 2012-13: Expected to miss the remainder of the year following knee surgery ... Career-high 16 points vs ULM ... 8-of-15 (53.3%) shooting in 2 career starts ... Earned first career start in Troy win ... Breakout game vs Louisiana: 8 points on 4-of-6 shooting, 3 steals in 10 minutes ... First career 3-pointer at Virginia ... Recovered from knee injury to see first action against Lamar ... **2011-12:** Sat

out the 2011-12 season after transferring ... Was Grambling State's leading scorer and rebounder in 2010-11 with 13.2 points and a SWAC leading 7.1 rebounds per game ... Named Second Team All-SWAC ... Louisiana Sports Writers Assn All-Louisiana Second Team selection ... Won two SWAC Player of the Week awards ... Piled up 43 steals and 192 free throw attempts for the Tigers ... Scored a season-best 31 points against Mississippi Valley, and had back-to-back outings of 16 and 17 rebounds in SWAC play.

↳ 2012-13 STATS

| Opponent | Date | gs | min | Total | | 3-Pointers | | Free throws | | Rebounds | | | | pf | a | t/o | blk | stl | pts | avg | |
|---------------------|----------|----|----------|------------|--------------|-------------|------------|-------------|--------------|-------------|-----------|-----------|-----------|------------|-----------|----------|-----------|----------|----------|-----------|------------|
| | | | | fg-fga | pct | 3fg-fga | pct | ft-fa | pct | off | def | tot | avg | | | | | | | | |
| vs Lamar | 11/13/12 | | 1 | 0-0 | .000 | 0-0 | .000 | 0-0 | .000 | 0 | 0 | 0 | 0.0 | 0 | 0 | 0 | 0 | 0 | 0 | 0.0 | |
| CAMERON | 11/16/12 | | 11 | 0-3 | .000 | 0-1 | .000 | 2-2 | 1.000 | 0 | 0 | 0 | 0.0 | 0 | 1 | 0 | 0 | 0 | 2 | 1.0 | |
| vs IUPUI | 11/19/12 | | 10 | 0-4 | .000 | 0-0 | .000 | 0-0 | .000 | 1 | 2 | 3 | 1.0 | 2 | 1 | 0 | 0 | 0 | 0 | 0.7 | |
| at Virginia | 11/20/12 | | 6 | 1-2 | .500 | 1-2 | .500 | 0-0 | .000 | 0 | 0 | 0 | 0.8 | 0 | 0 | 0 | 0 | 1 | 3 | 1.3 | |
| UT ARLINGTON | 11/28/12 | | 4 | 1-1 | 1.000 | 0-0 | .000 | 0-0 | .000 | 0 | 0 | 0 | 0.6 | 0 | 0 | 0 | 0 | 0 | 2 | 1.4 | |
| LOUISIANA | 12/1/12 | | 10 | 4-6 | .667 | 0-0 | .000 | 0-0 | .000 | 1 | 1 | 2 | 0.8 | 2 | 0 | 2 | 0 | 3 | 8 | 2.5 | |
| at Saint Louis | 12/5/12 | | 2 | 0-0 | .000 | 0-0 | .000 | 0-0 | .000 | 0 | 0 | 0 | 0.7 | 2 | 1 | 0 | 0 | 0 | 0 | 2.1 | |
| JACKSON STATE | 12/8/12 | | 11 | 1-2 | .500 | 0-0 | .000 | 4-6 | .667 | 0 | 2 | 2 | 0.9 | 4 | 0 | 0 | 0 | 0 | 6 | 2.6 | |
| SOUTHEASTERN LA. | 12/16/12 | | 10 | 0-2 | .000 | 0-1 | .000 | 1-2 | .500 | 1 | 1 | 2 | 1.0 | 2 | 1 | 0 | 0 | 2 | 1 | 2.4 | |
| LEHIGH | 12/20/12 | | 9 | 0-4 | .000 | 0-2 | .000 | 2-2 | 1.000 | 0 | 1 | 1 | 1.0 | 1 | 0 | 1 | 0 | 0 | 2 | 2.4 | |
| at Western Kentucky | 12/29/12 | | 17 | 2-5 | .400 | 0-0 | .000 | 2-3 | .667 | 1 | 2 | 3 | 1.2 | 2 | 0 | 2 | 0 | 0 | 6 | 2.7 | |
| at Middle Tennessee | 12/31/12 | | 8 | 0-1 | .000 | 0-0 | .000 | 2-2 | 1.000 | 2 | 1 | 3 | 1.3 | 1 | 0 | 1 | 0 | 0 | 2 | 2.7 | |
| TROY | 1/3/13 | * | 10 | 2-4 | .500 | 0-0 | .000 | 0-2 | .000 | 1 | 2 | 3 | 1.5 | 1 | 1 | 1 | 0 | 0 | 4 | 2.8 | |
| ULM | 1/5/13 | * | 29 | 6-11 | .545 | 0-0 | .000 | 4-4 | 1.000 | 0 | 2 | 2 | 1.5 | 0 | 1 | 0 | 0 | 0 | 16 | 3.7 | |
| SOUTH ALABAMA | 1/12/13 | | 9 | 0-1 | .000 | 0-1 | .000 | 4-4 | 1.000 | 0 | 1 | 1 | 1.5 | 1 | 0 | 1 | 0 | 0 | 4 | 3.7 | |
| at FIU | 01/17/13 | | 6 | 0-0 | .000 | 0-0 | .000 | 1-2 | .500 | 0 | 3 | 3 | 1.6 | 1 | 0 | 0 | 0 | 0 | 1 | 3.6 | |
| at Florida Atlantic | 1/19/13 | | 18 | 0-3 | .000 | 0-0 | .000 | 1-2 | .500 | 1 | 2 | 3 | 1.6 | 1 | 0 | 1 | 0 | 0 | 1 | 3.4 | |
| MIDDLE TENNESSEE | 1/24/13 | | 4 | 0-0 | .000 | 0-0 | .000 | 1-2 | .500 | 1 | 0 | 1 | 1.6 | 0 | 0 | 4 | 0 | 0 | 1 | 3.3 | |
| at Louisiana | 01/31/13 | | 17 | 0-4 | .000 | 0-1 | .000 | 2-2 | 1.000 | 1 | 3 | 4 | 1.7 | 3 | 1 | 1 | 0 | 1 | 2 | 3.2 | |
| Totals | | | 2 | 192 | 17-53 | .321 | 1-8 | .125 | 26-35 | .743 | 10 | 23 | 33 | 1.7 | 23 | 7 | 14 | 0 | 7 | 61 | 3.2 |

Games played: 19
Minutes/game: 10.1
Points/game: 3.2
FG Pct: 32.1
3FG Pct: 12.5
FT Pct: 74.3

Rebounds/game: 1.7
Assists/game: 0.4
Turnovers/game: 0.7
Assist/turnover ratio: 0.5
Steals/game: 0.4



13 Tony Mitchell

Forward

So. ▶ 6-8 ▶ 235
Dallas, TX ▶
(Pinkston HS)

↳ CAREER HIGHS

Points: 34, at South Alabama -- 01/05/12
Rebounds: 21, at Florida Atlantic -- 02/11/12
Assists: 5, at Florida Atlantic -- 02/11/12
Steals: 3, vs Lamar -- 11/13/12; vs IUPUI -- 11/19/12
Blocks: 6, 4 times
FG made: 11, at South Alabama -- 01/05/12; Denver -- 01/21/12
FG attempts: 19, Denver -- 01/21/12; at Florida Atlantic -- 1/19/13
3FG made: 3, at South Alabama -- 01/05/12; at ULM -- 01/14/12
3FG attempts: 6, 4 times
FT made: 12, at Florida Atlantic -- 02/11/12
FT attempts: 15, at Florida Atlantic -- 02/11/12

PRESEASON ALL-AMERICAN

North Texas 2012-13: Career numbers after New Year: 15.0 PPG, 9.9 RPG, 3.2 BPG, 50.5 FG% ... Owns 38 double-digit scoring games & 17 career double-doubles ... 9th career 20+ point game vs Florida Atlantic ... Owns NT's top 2 block seasons (73, 70) and the career blocks records (143) ... Preseason All-American ... Standout at the prestigious LeBron James and Amarè Stoudemire Skills Academies ... **2011-12:** Lou Henson Award Finalist ... Only third player in league history to earn Sun Belt Freshman of the Year & First-Team All-SBC in same season ... One of only 2 freshmen in the NCAA to average a double-double (14.7 PPG, 10.3 RPG) ... First frosh with multiple 30+ point/15+ rebound games since Micheal Beasley (KSU, 2007-08) ... 10.3 RPG average 2nd among freshman nationally (Anthony Davis, UK - 10.4) ... In league-only games, Mitchell led the Sun Belt in PPG (15.9), RPG (11.8), 3FG% (47.1), BPG (3.1), also 2nd in FG% (58.1) ... Set NT single-season blocks record (70), and blocks per game record (3.04) ... 22 pts/21 reb vs FAU - Tied for 9th most rebounds in the NCAA last year, is one of six 21+ reb/20+ pt games in '11-12 ... Sun Belt high 10 double-doubles ... 2nd player in league history to earn three straight SBC Player of the Week awards ... Top scoring (34 pts) & rebounding (21 reb) performances in SBC this year.

↳ 2012-13 STATS

| Opponent | Date | gs | min | Total | | 3-Pointers | | Free throws | | Rebounds | | | | pf | a | t/o | blk | stl | pts | avg | |
|-----------------------|----------|----|-----|--------|---------|------------|-------|-------------|--------|----------|-----|-----|-----|-----|----|-----|-----|-----|-----|------|------|
| | | | | fg-fga | pct | 3fg-fga | pct | ft-fga | pct | off | def | tot | avg | | | | | | | | |
| at Creighton | 11/09/12 | * | 30 | 8-15 | .533 | 2-5 | .400 | 0-0 | .000 | 2 | 5 | 7 | 7.0 | 4 | 0 | 1 | 2 | 2 | 18 | 18.0 | |
| vs Alabama-Huntsville | 11/12/12 | * | 31 | 2-4 | .500 | 1-1 | 1.000 | 5-6 | .833 | 2 | 9 | 11 | 9.0 | 5 | 1 | 3 | 3 | 0 | 10 | 14.0 | |
| vs Lamar | 11/13/12 | * | 28 | 6-16 | .375 | 2-3 | .667 | 4-8 | .500 | 3 | 7 | 10 | 9.3 | 2 | 0 | 1 | 2 | 3 | 18 | 15.3 | |
| CAMERON | 11/16/12 | * | 23 | 3-5 | .600 | 1-2 | .500 | 4-6 | .667 | 2 | 5 | 7 | 8.8 | 0 | 3 | 0 | 2 | 1 | 11 | 14.3 | |
| vs IUPUI | 11/19/12 | * | 32 | 10-18 | .556 | 1-5 | .200 | 0-0 | .000 | 3 | 6 | 9 | 8.8 | 2 | 2 | 1 | 4 | 3 | 21 | 15.6 | |
| at Virginia | 11/20/12 | * | 34 | 4-8 | .500 | 1-5 | .200 | 7-9 | .778 | 4 | 5 | 9 | 8.8 | 3 | 0 | 3 | 3 | 1 | 16 | 15.7 | |
| UT ARLINGTON | 11/28/12 | * | 28 | 3-13 | .231 | 0-6 | .000 | 6-6 | 1.000 | 6 | 3 | 9 | 8.9 | 4 | 0 | 4 | 4 | 2 | 12 | 15.1 | |
| LOUISIANA | 12/1/12 | * | 25 | 1-1 | 1.000 | 0-0 | .000 | 1-2 | .500 | 0 | 4 | 4 | 8.3 | 5 | 0 | 5 | 3 | 1 | 3 | 13.6 | |
| at Saint Louis | 12/5/12 | * | 28 | 7-12 | .583 | 2-3 | .667 | 2-2 | 1.000 | 3 | 5 | 8 | 8.2 | 4 | 0 | 3 | 0 | 1 | 18 | 14.1 | |
| JACKSON STATE | 12/8/12 | * | 31 | 6-9 | .667 | 0-2 | .000 | 3-7 | .429 | 2 | 9 | 11 | 8.5 | 2 | 1 | 1 | 2 | 2 | 15 | 14.2 | |
| SOUTHEASTERN LA. | 12/16/12 | * | 34 | 1-9 | .111 | 0-3 | .000 | 6-8 | .750 | 2 | 8 | 10 | 8.6 | 2 | 0 | 1 | 3 | 0 | 8 | 13.6 | |
| LEHIGH | 12/20/12 | * | 31 | 8-13 | .615 | 1-2 | .500 | 5-9 | .556 | 3 | 6 | 9 | 8.7 | 3 | 0 | 1 | 3 | 1 | 22 | 14.3 | |
| at Western Kentucky | 12/29/12 | * | 32 | 3-8 | .375 | 1-3 | .333 | 0-0 | .000 | 4 | 6 | 10 | 8.8 | 4 | 1 | 3 | 2 | 0 | 7 | 13.8 | |
| at Middle Tennessee | 12/31/12 | * | 32 | 4-12 | .333 | 1-2 | .500 | 4-5 | .800 | 7 | 4 | 11 | 8.9 | 3 | 2 | 1 | 2 | 2 | 13 | 13.7 | |
| TROY | 1/3/13 | * | 35 | 9-17 | .529 | 1-3 | .333 | 10-12 | .833 | 4 | 11 | 15 | 9.3 | 1 | 1 | 2 | 4 | 1 | 29 | 14.7 | |
| ULM | 1/5/13 | * | 35 | 4-8 | .500 | 2-5 | .400 | 5-9 | .556 | 1 | 5 | 6 | 9.1 | 3 | 0 | 4 | 2 | 1 | 15 | 14.8 | |
| at UALR | 1/10/13 | * | 37 | 5-11 | .455 | 1-4 | .250 | 2-4 | .500 | 2 | 3 | 5 | 8.9 | 3 | 2 | 2 | 2 | 1 | 13 | 14.6 | |
| SOUTH ALABAMA | 1/12/13 | * | 39 | 5-14 | .357 | 0-4 | .000 | 4-4 | 1.000 | 3 | 8 | 11 | 9.0 | 4 | 0 | 6 | 4 | 1 | 14 | 14.6 | |
| at FIU | 01/17/13 | * | 32 | 0-3 | .000 | 0-1 | .000 | 0-0 | .000 | 0 | 2 | 2 | 8.6 | 4 | 1 | 2 | 4 | 0 | 0 | 13.8 | |
| at Florida Atlantic | 1/19/13 | * | 41 | 8-19 | .421 | 2-6 | .333 | 6-11 | .545 | 1 | 7 | 8 | 8.6 | 1 | 1 | 4 | 3 | 2 | 24 | 14.4 | |
| MIDDLE TENNESSEE | 1/24/13 | * | 39 | 4-11 | .364 | 1-5 | .200 | 1-3 | .333 | 1 | 5 | 6 | 8.5 | 3 | 0 | 7 | 4 | 0 | 10 | 14.1 | |
| UALR | 1/26/13 | * | 31 | 3-9 | .333 | 1-3 | .333 | 6-9 | .667 | 2 | 4 | 6 | 8.4 | 5 | 0 | 1 | 3 | 1 | 13 | 14.1 | |
| at Louisiana | 01/31/13 | * | 25 | 3-4 | .750 | 1-1 | 1.000 | 0-0 | .000 | 1 | 4 | 5 | 8.2 | 4 | 1 | 2 | 4 | 0 | 7 | 13.8 | |
| at Arkansas State | 2/2/13 | * | 44 | 6-17 | .353 | 2-6 | .333 | 0-3 | .000 | 2 | 7 | 9 | 8.3 | 3 | 1 | 1 | 1 | 1 | 14 | 13.8 | |
| WESTERN KENTUCKY | 2/7/13 | * | 28 | 3-10 | .300 | 1-6 | .167 | 7-8 | .875 | 4 | 9 | 13 | 8.4 | 4 | 0 | 2 | 0 | 1 | 14 | 13.8 | |
| FIU | 2/9/13 | * | 22 | 4-4 | 1.000 | 1-1 | 1.000 | 0-0 | .000 | 0 | 6 | 6 | 8.3 | 4 | 1 | 4 | 2 | 0 | 9 | 13.6 | |
| at ULM | 02/14/13 | * | 34 | 4-8 | .500 | 0-3 | .000 | 2-3 | .667 | 3 | 5 | 8 | 8.3 | 3 | 3 | 1 | 5 | 0 | 10 | 13.5 | |
| Totals | | | 25 | 861 | 124-278 | .446 | 26-90 | .289 | 90-134 | .672 | 67 | 158 | 225 | 8.3 | 85 | 21 | 66 | 73 | 28 | 364 | 13.5 |

↳ CAREER STATS

| Season | gp-gs | min/avg | Total | | 3-Point | | F-Throws | | Rebounds | | | | Scoring | | | | | | | |
|---------|-------|-----------|---------|------|---------|------|----------|------|----------|-----|-----|------|---------|----|-----|-----|-----|-----|-----|------|
| | | | fg-fga | pct | fg-fga | pct | ft-fga | pct | off | def | tot | avg | pf | fo | ast | to | blk | stl | pts | avg |
| 2011-12 | 23-22 | 676/29.4 | 118-208 | .567 | 18-41 | .439 | 85-115 | .739 | 58 | 180 | 238 | 10.3 | 70 | 2 | 36 | 65 | 70 | 20 | 339 | 14.7 |
| 2012-13 | 27-25 | 861/31.9 | 124-278 | .446 | 26-90 | .289 | 90-134 | .672 | 67 | 158 | 225 | 8.3 | 85 | 3 | 21 | 66 | 73 | 28 | 364 | 13.5 |
| TOTAL | 50-47 | 1537/30.7 | 242-486 | .498 | 44-131 | .336 | 175-249 | .703 | 125 | 338 | 463 | 9.3 | 155 | 5 | 57 | 131 | 143 | 48 | 703 | 14.1 |

**21** T.J.
Taylor

Guard

So. ▶ 6-3 ▶ 220
Denison, TX ▶
(Paris JC / Marquette)

↳ CAREER HIGHS

North Texas: Is expected to sit out the 2012-13 season after transferring from Marquette ... **Paris Junior College:** Third Team All-America selection by the National Junior College Athletic Association in 2011-12 ... First team all-conference and all-region honoree under head coach Chuck Taylor at Paris Junior College ... Two-time Region 14 Player of the Week ... Helped lead the dragons to the regular season conference title ... posted season averages of 14.0 points, 5.0 rebounds, 3.0 assists and 1.0 steals per game ... was named the team's most valuable player, as well as top performer for all of the programs at Paris.



22 Clarke Overlander

Guard

Fr. ▶ 6-5 ▶ 210
Argyle, TX ▶
(Argyle HS)

↳ CAREER HIGHS

Points: 6, at Arkansas State -- 2/2/13
Rebounds: 2, at Middle Tennessee -- 12/31/12
Assists: 2, at Creighton -- 11-09-12; at Creighton -- 11/09/12
Steals: 2, vs Lamar -- 11/13/12
Blocks: 1, Southeastern La. -- 12/16/12
FG made: 2, at Arkansas State -- 2/2/13
FG attempts: 7, Troy -- 1/3/13
3FG made: 1, 6 times
3FG attempts: 6, Troy -- 1/3/13; Cameron -- 11/16/12
FT made: 2, Louisiana -- 12/1/12
FT attempts: 3, Louisiana -- 12/1/12

North Texas 2012-13: Coming off career-best 6-point performance at ASU ... 3-of-6 (50.0%) from inside 3-point, but 6-of-42 (14.3%) from beyond ... Missed just 4 games after knee scope, returned vs MTSU with 8 minutes ... First career block against SELA ... Notched first career 3-pointer in Lamar win ... Saw first career action Creighton, tallied 2 assists ... **Argyle High School:**

Led Argyle to a 31-8 record and its first 3A state title as a senior ... Was named the UIL State Tournament MVP after hauling in 14 points, 10 rebounds and four assists in the state title game ... First-Team All-District as a senior, but was named the District 9-3A MVP as both a sophomore and junior ... Is the first known Denton area player to sign a scholarship to play for the Mean Green ... Multiple Texas Association of Basketball Coaches All Region and All-State selections ... Averaged 15.5 points per game as a sophomore, and upped that to 19 per game and 50 percent 3-point percentage as a junior.

↳ 2012-13 STATS

| Opponent | Date | qs | min | Total | | 3-Pointers | | Free throws | | Rebounds | | | | pf | a | t/o | blk | stl | pts | avg |
|-----------------------|----------|----|-----|--------|------|------------|------|-------------|------|----------|-----|-----|-----|----|---|-----|-----|-----|-----|-----|
| | | | | fg-fga | pct | 3fg-fga | pct | ft-fga | pct | off | def | tot | avg | | | | | | | |
| at Creighton | 11/09/12 | | 15 | 0-3 | .000 | 0-3 | .000 | 0-0 | .000 | 0 | 0 | 0 | 0.0 | 0 | 2 | 2 | 0 | 0 | 0 | 0.0 |
| vs Alabama-Huntsville | 11/12/12 | | 10 | 0-3 | .000 | 0-2 | .000 | 0-0 | .000 | 0 | 0 | 0 | 0.0 | 1 | 0 | 0 | 0 | 0 | 0 | 0.0 |
| vs Lamar | 11/13/12 | | 13 | 1-5 | .200 | 1-5 | .200 | 0-0 | .000 | 0 | 1 | 1 | 0.3 | 2 | 1 | 0 | 0 | 2 | 3 | 1.0 |
| CAMERON | 11/16/12 | | 16 | 0-6 | .000 | 0-6 | .000 | 0-0 | .000 | 0 | 0 | 0 | 0.3 | 2 | 0 | 0 | 0 | 1 | 0 | 0.8 |
| vs IUPUI | 11/19/12 | | 2 | 0-0 | .000 | 0-0 | .000 | 0-0 | .000 | 0 | 0 | 0 | 0.2 | 2 | 1 | 0 | 0 | 0 | 0 | 0.6 |
| at Virginia | 11/20/12 | | 8 | 1-2 | .500 | 1-2 | .500 | 0-0 | .000 | 0 | 0 | 0 | 0.2 | 0 | 0 | 0 | 0 | 1 | 3 | 1.0 |
| UT ARLINGTON | 11/28/12 | | 1 | 0-1 | .000 | 0-1 | .000 | 0-0 | .000 | 0 | 0 | 0 | 0.1 | 0 | 0 | 0 | 0 | 0 | 0 | 0.9 |
| LOUISIANA | 12/1/12 | | 1 | 0-0 | .000 | 0-0 | .000 | 2-3 | .667 | 0 | 0 | 0 | 0.1 | 1 | 0 | 0 | 0 | 0 | 2 | 1.0 |
| at Saint Louis | 12/5/12 | | 3 | 0-0 | .000 | 0-0 | .000 | 0-0 | .000 | 0 | 0 | 0 | 0.1 | 0 | 0 | 0 | 0 | 0 | 0 | 0.9 |
| JACKSON STATE | 12/8/12 | | 4 | 0-2 | .000 | 0-2 | .000 | 0-0 | .000 | 0 | 1 | 1 | 0.2 | 0 | 0 | 0 | 0 | 0 | 0 | 0.8 |
| SOUTHEASTERN LA. | 12/16/12 | | 5 | 0-2 | .000 | 0-2 | .000 | 0-0 | .000 | 0 | 0 | 0 | 0.2 | 1 | 0 | 0 | 1 | 1 | 0 | 0.7 |
| LEHIGH | 12/20/12 | | 9 | 1-3 | .333 | 0-2 | .000 | 0-0 | .000 | 1 | 0 | 1 | 0.3 | 1 | 0 | 0 | 0 | 0 | 2 | 0.8 |
| at Western Kentucky | 12/29/12 | | 9 | 1-2 | .500 | 1-2 | .500 | 0-0 | .000 | 0 | 0 | 0 | 0.2 | 1 | 0 | 0 | 0 | 0 | 3 | 1.0 |
| at Middle Tennessee | 12/31/12 | | 12 | 1-2 | .500 | 1-2 | .500 | 0-0 | .000 | 0 | 2 | 2 | 0.4 | 1 | 0 | 1 | 0 | 0 | 3 | 1.1 |
| TROY | 1/3/13 | | 19 | 1-7 | .143 | 1-6 | .167 | 0-0 | .000 | 0 | 1 | 1 | 0.4 | 2 | 0 | 1 | 0 | 1 | 3 | 1.3 |
| ULM | 1/5/13 | | 8 | 0-1 | .000 | 0-1 | .000 | 0-0 | .000 | 0 | 0 | 0 | 0.4 | 2 | 0 | 0 | 0 | 0 | 0 | 1.2 |
| MIDDLE TENNESSEE | 1/24/13 | | 8 | 0-0 | .000 | 0-0 | .000 | 0-0 | .000 | 0 | 1 | 1 | 0.4 | 1 | 0 | 0 | 0 | 0 | 0 | 1.1 |
| UALR | 1/26/13 | | 1 | 0-0 | .000 | 0-0 | .000 | 0-0 | .000 | 0 | 0 | 0 | 0.4 | 0 | 0 | 0 | 0 | 0 | 0 | 1.1 |
| at Louisiana | 01/31/13 | | 8 | 1-3 | .333 | 0-2 | .000 | 1-2 | .500 | 0 | 0 | 0 | 0.4 | 0 | 0 | 0 | 0 | 0 | 3 | 1.2 |
| at Arkansas State | 2/2/13 | | 9 | 2-3 | .667 | 1-2 | .500 | 1-2 | .500 | 0 | 1 | 1 | 0.4 | 4 | 1 | 0 | 0 | 0 | 6 | 1.4 |
| WESTERN KENTUCKY | 2/7/13 | | 7 | 0-2 | .000 | 0-2 | .000 | 0-0 | .000 | 0 | 0 | 0 | 0.4 | 1 | 0 | 0 | 0 | 0 | 0 | 1.3 |
| FIU | 2/9/13 | | 9 | 0-0 | .000 | 0-0 | .000 | 0-0 | .000 | 0 | 0 | 0 | 0.4 | 1 | 0 | 0 | 0 | 0 | 0 | 1.3 |
| at ULM | 02/14/13 | | 13 | 0-1 | .000 | 0-0 | .000 | 0-0 | .000 | 0 | 0 | 0 | 0.3 | 4 | 0 | 0 | 0 | 0 | 0 | 1.2 |
| Totals | | 0 | 190 | 9-48 | .188 | 6-42 | .143 | 4-7 | .571 | 1 | 7 | 8 | 0.3 | 27 | 5 | 4 | 1 | 6 | 28 | 1.2 |

Games played: 23
Minutes/game: 8.3
Points/game: 1.2
FG Pct: 18.8
3FG Pct: 14.3
FT Pct: 57.1

Rebounds/game: 0.3
Assists/game: 0.2
Turnovers/game: 0.2
Assist/turnover ratio: 1.3
Steals/game: 0.3
Blocks/game: 0.0



23 Jordan Williams

Guard

So. ▶ 6-6 ▶ 195
Dallas, TX ▶
(Kimball HS)

↳ CAREER HIGHS

Points: 31, at Louisiana -- 01/31/13
Rebounds: 8, at Texas -- 11/29/11; Sam Houston State -- 12/10/11; at Arkansas State -- 2/2/13
Assists: 5, vs La Sierra -- 12/02/11
Steals: 4, at Mississippi State -- 11/27/11
Blocks: 3, ULM -- 1/5/13; Cameron -- 11/16/12
FG made: 12, at Louisiana -- 01/31/13
FG attempts: 19, Western Kentucky -- 2/7/13
3FG made: 4, at UT Arlington -- 11/22/11
3FG attempts: 8, vs Alabama-Huntsville -- 11/12/12; Troy -- 12/31/11; Western Kentucky -- 2/7/13
FT made: 8, at Florida Atlantic -- 1/19/13; Middle Tennessee -- 1/24/13
FT attempts: 11, at Louisiana -- 01/31/13

North Texas 2012-13: Averaging 20.4 PPG on 46.0 FG%, 43.6 3FG%, 4.3 RPG in last 7 games ... Team-season high & career high 31 points at ULL ... Leads NT with 15.9 PPG in SBC play, which ranks 7th in the league ... 22 straight free throw makes ended vs UALR (spanned 5 games) ... Shooting 74.4% from the stripe, which ranks 12th in SBC ... Career 140-of-285 (49.1 percent) from inside the

3-point arc ... 31 career double-digit games ... Then career-high 26 point explosion in NIT Season Tip-Off opener ... **2011-12:** Averaged 12.4 points per game after moving into "sixth-man" role ... 23 3-pointers second at NT only to Brandon Walton (54) ... Missed the season's final 13 games ... NT's fourth leading rebounder at 4.0 per game ... Posted two clutch steals in OT to help seal win over South Alabama ... 11 double-figure games, including 19 points in 18 minutes vs Troy ... 17 points, 7 rebounds at Loyola Marymount ... 16 points on 6-of-12 shooting in collegiate debut against St. Gregory's ... Was the CollegeSportsMadness.com Preseason Sun Belt Freshman of the Year.

↳ 2012-13 STATS

| Opponent | Date | gs | min | Total | | 3-Pointers | | Free throws | | Rebounds | | | | Other | | | | pts | avg | | |
|-----------------------|----------|----|-----------|------------|----------------|-------------|---------------|-------------|---------------|-------------|-----------|-----------|-----------|------------|-----------|-----------|-----------|-----------|-----------|------------|-------------|
| | | | | fg-fga | pct | 3fg-fga | pct | ft-fta | pct | off | def | tot | avg | pf | a | t/o | blk | | | stl | |
| at Creighton | 11/09/12 | * | 30 | 4-14 | .286 | 0-5 | .000 | 1-3 | .333 | 4 | 1 | 5 | 5.0 | 3 | 1 | 5 | 0 | 0 | 9 | 9.0 | |
| vs Alabama-Huntsville | 11/12/12 | * | 36 | 8-16 | .500 | 3-8 | .375 | 7-7 | 1.000 | 3 | 1 | 4 | 4.5 | 4 | 1 | 2 | 2 | 2 | 26 | 17.5 | |
| vs Lamar | 11/13/12 | * | 18 | 2-7 | .286 | 0-2 | .000 | 2-2 | 1.000 | 1 | 1 | 2 | 3.7 | 2 | 3 | 2 | 0 | 2 | 6 | 13.7 | |
| CAMERON | 11/16/12 | * | 25 | 4-12 | .333 | 1-5 | .200 | 2-3 | .667 | 1 | 1 | 2 | 3.3 | 1 | 0 | 2 | 3 | 0 | 11 | 13.0 | |
| vs IUPUI | 11/19/12 | * | 28 | 4-8 | .500 | 3-3 | 1.000 | 2-3 | .667 | 2 | 3 | 5 | 3.6 | 3 | 1 | 3 | 0 | 0 | 13 | 13.0 | |
| at Virginia | 11/20/12 | * | 28 | 4-15 | .267 | 0-6 | .000 | 4-5 | .800 | 2 | 0 | 2 | 3.3 | 4 | 0 | 4 | 0 | 0 | 12 | 12.8 | |
| UT ARLINGTON | 11/28/12 | * | 26 | 2-9 | .222 | 0-4 | .000 | 3-4 | .750 | 1 | 2 | 3 | 3.3 | 2 | 0 | 4 | 0 | 0 | 7 | 12.0 | |
| LOUISIANA | 12/1/12 | * | 28 | 5-12 | .417 | 1-3 | .333 | 0-0 | .000 | 1 | 1 | 2 | 3.1 | 1 | 0 | 1 | 0 | 2 | 11 | 11.9 | |
| at Saint Louis | 12/5/12 | | 20 | 0-4 | .000 | 0-0 | .000 | 0-0 | .000 | 0 | 3 | 3 | 3.1 | 2 | 0 | 1 | 0 | 0 | 0 | 10.6 | |
| JACKSON STATE | 12/8/12 | | 25 | 4-10 | .400 | 1-4 | .250 | 2-2 | 1.000 | 0 | 4 | 4 | 3.2 | 2 | 1 | 0 | 0 | 0 | 11 | 10.6 | |
| SOUTHEASTERN LA. | 12/16/12 | | 15 | 4-6 | .667 | 0-1 | .000 | 0-1 | .000 | 2 | 2 | 4 | 3.3 | 2 | 0 | 1 | 0 | 0 | 8 | 10.4 | |
| LEHIGH | 12/20/12 | * | 27 | 4-10 | .400 | 0-2 | .000 | 4-5 | .800 | 3 | 4 | 7 | 3.6 | 1 | 2 | 1 | 0 | 1 | 12 | 10.5 | |
| at Western Kentucky | 12/29/12 | | 27 | 7-13 | .538 | 3-4 | .750 | 1-1 | 1.000 | 0 | 0 | 0 | 3.3 | 3 | 1 | 2 | 0 | 0 | 18 | 11.1 | |
| at Middle Tennessee | 12/31/12 | * | 40 | 5-14 | .357 | 1-7 | .143 | 4-6 | .667 | 1 | 2 | 3 | 3.3 | 1 | 0 | 1 | 0 | 1 | 15 | 11.4 | |
| TROY | 1/3/13 | * | 35 | 4-8 | .500 | 0-1 | .000 | 4-5 | .800 | 3 | 3 | 6 | 3.5 | 1 | 2 | 0 | 1 | 0 | 12 | 11.4 | |
| ULM | 1/5/13 | * | 37 | 6-12 | .500 | 2-4 | .500 | 2-3 | .667 | 0 | 1 | 1 | 3.3 | 1 | 1 | 3 | 3 | 0 | 16 | 11.7 | |
| at UALR | 1/10/13 | * | 32 | 3-6 | .500 | 0-1 | .000 | 3-5 | .600 | 1 | 3 | 4 | 3.4 | 1 | 1 | 5 | 1 | 0 | 9 | 11.5 | |
| SOUTH ALABAMA | 1/12/13 | * | 33 | 4-10 | .400 | 1-3 | .333 | 4-4 | 1.000 | 2 | 4 | 6 | 3.5 | 4 | 0 | 1 | 2 | 2 | 13 | 11.6 | |
| at FIU | 01/17/13 | * | 31 | 2-6 | .333 | 0-1 | .000 | 0-0 | .000 | 1 | 1 | 2 | 3.4 | 5 | 1 | 3 | 0 | 1 | 4 | 11.2 | |
| at Florida Atlantic | 1/19/13 | * | 41 | 3-8 | .375 | 0-1 | .000 | 8-8 | 1.000 | 2 | 1 | 3 | 3.4 | 3 | 3 | 4 | 0 | 1 | 14 | 11.4 | |
| MIDDLE TENNESSEE | 1/24/13 | * | 38 | 5-16 | .313 | 2-7 | .286 | 8-8 | 1.000 | 1 | 3 | 4 | 3.4 | 2 | 0 | 2 | 0 | 2 | 20 | 11.8 | |
| UALR | 1/26/13 | * | 35 | 7-15 | .467 | 3-6 | .500 | 5-8 | .625 | 1 | 4 | 5 | 3.5 | 5 | 0 | 2 | 1 | 1 | 22 | 12.2 | |
| at Louisiana | 01/31/13 | * | 38 | 12-17 | .706 | 2-4 | .500 | 5-11 | .455 | 2 | 0 | 2 | 3.4 | 0 | 1 | 1 | 2 | 1 | 31 | 13.0 | |
| at Arkansas State | 2/2/13 | * | 39 | 6-15 | .400 | 3-7 | .429 | 3-4 | .750 | 4 | 4 | 8 | 3.6 | 4 | 1 | 0 | 0 | 1 | 18 | 13.3 | |
| WESTERN KENTUCKY | 2/7/13 | * | 37 | 5-19 | .263 | 3-8 | .375 | 2-3 | .667 | 2 | 4 | 6 | 3.7 | 3 | 0 | 0 | 0 | 0 | 15 | 13.3 | |
| FIU | 2/9/13 | * | 39 | 4-6 | .667 | 1-2 | .500 | 6-10 | .600 | 1 | 3 | 4 | 3.7 | 0 | 2 | 2 | 2 | 1 | 15 | 13.4 | |
| at ULM | 02/14/13 | * | 34 | 7-12 | .583 | 3-5 | .600 | 5-6 | .833 | 1 | 0 | 1 | 3.6 | 4 | 0 | 5 | 0 | 0 | 22 | 13.7 | |
| Totals | | | 23 | 842 | 125-300 | .417 | 33-104 | .317 | 87-117 | .744 | 42 | 56 | 98 | 3.6 | 64 | 22 | 57 | 17 | 18 | 370 | 13.7 |

Games played: 27
Minutes/game: 31.2
Points/game: 13.7
FG Pct: 41.7
3FG Pct: 31.7
FT Pct: 74.4

Rebounds/game: 3.6
Assists/game: 0.8
Turnovers/game: 2.1
Assist/turnover ratio: 0.4
Steals/game: 0.7
Blocks/game: 0.6

↳ CAREER STATS

| Season | gp-gs | min/avg | Total | | 3-Point | | F-Throws | | Rebounds | | | | Scoring | | | | | | | |
|--------------|--------------|------------------|----------------|-------------|---------------|-------------|----------------|-------------|-----------|-----------|------------|------------|------------|----------|-----------|-----------|-----------|-----------|------------|-------------|
| | | | fg-fga | pct | fg-fga | pct | ft-fta | pct | off | def | tot | avg | pf | fo | ast | to | blk | stl | pts | avg |
| 2011-12 | 19-13 | 480/25.3 | 71-173 | .410 | 23-84 | .274 | 42-54 | .778 | 36 | 40 | 76 | 4.0 | 39 | 0 | 25 | 41 | 9 | 21 | 207 | 10.9 |
| 2012-13 | 27-23 | 842/31.2 | 125-300 | .417 | 33-104 | .317 | 87-117 | .744 | 42 | 56 | 98 | 3.6 | 64 | 2 | 22 | 57 | 17 | 18 | 370 | 13.7 |
| TOTAL | 46-36 | 1322/28.7 | 196-473 | .414 | 56-188 | .298 | 129-171 | .754 | 78 | 96 | 174 | 3.8 | 103 | 2 | 47 | 98 | 26 | 39 | 577 | 12.5 |



25 Niko Stojiljkovic

Forward

**Sr. ▶ 6-9 ▶ 215
Paris, France ▶
(Lon Morris College)**

↳ CAREER HIGHS

Points: 13, at FIU -- 01/17/13
Rebounds: 10, Troy -- 12/31/11
Assists: 4, at Arkansas State -- 01/07/12; Troy -- 12/31/11
Steals: 2, 4 times
Blocks: 1, 6 times
FG made: 5, Middle Tennessee -- 1/24/13
FG attempts: 9, Middle Tennessee -- 1/24/13
3FG made: 2, at FIU -- 01/17/13
3FG attempts: 4, Middle Tennessee -- 1/24/13
FT made: 5, at FIU -- 01/17/13
FT attempts: 7, at FIU -- 01/17/13

North Texas 2012-13: Just missed first career double-double with 12 points, 9 rebounds vs MTSU ... One of the team's best free throw shooters at 76.9% ... Career-best 13 points on 3-of-5 shooting at FIU ... Solid 3-of-3 shooting for season-high tying 6 points vs Troy ... First start of 2012-13 vs Lehigh ... Season best 6 points on 2-of-3 shooting at SLU ... **2011-12:** Went 4-of-7 (57.1 percent) from the floor in the Sun Belt Tournament ... Earned five starts on the year, and saw action in 31 of 32 games ... Despite ranking 11th at NT in minutes, Niko finished 7th on the team in free throw attempts (25-of-43) and 6th in offensive boards (31) ... Just 1 point shy of being NT's eighth 100 point player on the year (3.2 point per game average) ... 4-of-5 shooting for 8 points at FIU ... 3 points shy of double-double vs Troy - career-high 10 boards ... 8 points, 1 block in 11 minutes vs Sam Houston State.

↳ 2012-13 STATS

| Opponent | Date | qs | min | Total | | 3-Pointers | | Free throws | | Rebounds | | | | | pts | avg | | | | | | |
|-----------------------|----------|----|-----|--------|-------|------------|-------|-------------|-------|----------|-----|-----|-----|-----|-----|-----|----|-----|-----|-----|-----|-----|
| | | | | fg-fga | pct | 3fg-fga | pct | ft-fta | pct | off | def | tot | avg | pf | | | a | t/o | blk | stl | | |
| at Creighton | 11/09/12 | | 6 | 0-0 | .000 | 0-0 | .000 | 0-0 | .000 | 0 | 0 | 0 | 0.0 | 2 | 0 | 0 | 0 | 0 | 0 | 0 | 0 | 0.0 |
| vs Alabama-Huntsville | 11/12/12 | | 1 | 0-0 | .000 | 0-0 | .000 | 0-0 | .000 | 0 | 0 | 0 | 0.0 | 0 | 0 | 0 | 0 | 0 | 0 | 0 | 0 | 0.0 |
| vs Lamar | 11/13/12 | | 7 | 0-1 | .000 | 0-0 | .000 | 0-0 | .000 | 0 | 1 | 1 | 0.3 | 0 | 1 | 0 | 0 | 1 | 0 | 0 | 0 | 0.0 |
| CAMERON | 11/16/12 | | 10 | 0-4 | .000 | 0-2 | .000 | 0-0 | .000 | 3 | 0 | 3 | 1.0 | 1 | 0 | 0 | 0 | 0 | 0 | 0 | 0 | 0.0 |
| vs IUPUI | 11/19/12 | | 5 | 1-3 | .333 | 0-0 | .000 | 0-0 | .000 | 2 | 0 | 2 | 1.2 | 0 | 0 | 0 | 0 | 0 | 0 | 0 | 2 | 0.4 |
| at Virginia | 11/20/12 | | 4 | 0-0 | .000 | 0-0 | .000 | 0-0 | .000 | 0 | 0 | 0 | 1.0 | 1 | 0 | 1 | 0 | 0 | 0 | 0 | 0 | 0.3 |
| UT ARLINGTON | 11/28/12 | | 3 | 0-1 | .000 | 0-1 | .000 | 0-1 | .000 | 0 | 0 | 0 | 0.9 | 1 | 0 | 0 | 0 | 0 | 0 | 0 | 0 | 0.3 |
| LOUISIANA | 12/1/12 | | 3 | 0-1 | .000 | 0-0 | .000 | 0-0 | .000 | 1 | 1 | 2 | 1.0 | 1 | 0 | 0 | 0 | 0 | 0 | 0 | 0 | 0.3 |
| at Saint Louis | 12/5/12 | | 14 | 2-3 | .667 | 1-1 | 1.000 | 1-1 | 1.000 | 0 | 4 | 4 | 1.3 | 2 | 0 | 0 | 0 | 0 | 0 | 0 | 6 | 0.9 |
| JACKSON STATE | 12/8/12 | | 3 | 0-0 | .000 | 0-0 | .000 | 0-0 | .000 | 0 | 0 | 0 | 1.2 | 0 | 1 | 0 | 0 | 0 | 0 | 0 | 0 | 0.8 |
| SOUTHEASTERN LA. | 12/16/12 | | 7 | 0-1 | .000 | 0-0 | .000 | 0-0 | .000 | 0 | 1 | 1 | 1.2 | 2 | 0 | 1 | 0 | 1 | 0 | 1 | 0 | 0.7 |
| LEHIGH | 12/20/12 | * | 10 | 0-1 | .000 | 0-1 | .000 | 0-0 | .000 | 0 | 0 | 0 | 1.1 | 4 | 0 | 3 | 0 | 2 | 0 | 2 | 0 | 0.7 |
| at Western Kentucky | 12/29/12 | | 9 | 1-1 | 1.000 | 0-0 | .000 | 0-0 | .000 | 1 | 2 | 3 | 1.2 | 0 | 0 | 1 | 0 | 0 | 0 | 2 | 0 | 0.8 |
| at Middle Tennessee | 12/31/12 | | 18 | 0-3 | .000 | 0-1 | .000 | 4-4 | 1.000 | 0 | 0 | 0 | 1.1 | 2 | 3 | 0 | 0 | 0 | 0 | 4 | 1.0 | |
| TROY | 1/3/13 | | 23 | 3-3 | 1.000 | 0-0 | .000 | 0-0 | .000 | 0 | 3 | 3 | 1.3 | 0 | 2 | 1 | 0 | 1 | 0 | 1 | 6 | 1.3 |
| ULM | 1/5/13 | | 17 | 0-4 | .000 | 0-2 | .000 | 2-2 | 1.000 | 0 | 3 | 3 | 1.4 | 2 | 1 | 0 | 0 | 2 | 2 | 2 | 2 | 1.4 |
| at UALR | 1/10/13 | | 17 | 0-1 | .000 | 0-0 | .000 | 0-0 | .000 | 0 | 3 | 3 | 1.5 | 2 | 3 | 3 | 0 | 0 | 0 | 0 | 0 | 1.3 |
| SOUTH ALABAMA | 1/12/13 | | 1 | 0-0 | .000 | 0-0 | .000 | 0-0 | .000 | 0 | 0 | 0 | 1.4 | 0 | 0 | 0 | 0 | 0 | 0 | 0 | 0 | 1.2 |
| at FIU | 01/17/13 | | 23 | 3-5 | .600 | 2-2 | 1.000 | 5-7 | .714 | 0 | 5 | 5 | 1.6 | 0 | 2 | 1 | 1 | 0 | 0 | 13 | 1.8 | |
| at Florida Atlantic | 1/19/13 | * | 32 | 0-3 | .000 | 0-2 | .000 | 2-2 | 1.000 | 0 | 4 | 4 | 1.7 | 3 | 0 | 0 | 1 | 1 | 1 | 2 | 1.9 | |
| MIDDLE TENNESSEE | 1/24/13 | * | 34 | 5-9 | .556 | 1-4 | .250 | 1-3 | .333 | 2 | 7 | 9 | 2.0 | 2 | 2 | 2 | 0 | 1 | 12 | 2.3 | | |
| UALR | 1/26/13 | * | 18 | 0-6 | .000 | 0-3 | .000 | 2-2 | 1.000 | 1 | 3 | 4 | 2.1 | 3 | 3 | 3 | 0 | 0 | 2 | 2.3 | | |
| at Louisiana | 01/31/13 | * | 12 | 0-0 | .000 | 0-0 | .000 | 0-0 | .000 | 0 | 1 | 1 | 2.1 | 0 | 1 | 1 | 0 | 0 | 0 | 0 | 2.2 | |
| at Arkansas State | 2/2/13 | | 21 | 1-3 | .333 | 1-1 | 1.000 | 1-2 | .500 | 1 | 2 | 3 | 2.1 | 2 | 0 | 0 | 0 | 0 | 4 | 2.3 | | |
| WESTERN KENTUCKY | 2/7/13 | | 7 | 0-1 | .000 | 0-1 | .000 | 0-0 | .000 | 0 | 0 | 0 | 2.0 | 1 | 0 | 1 | 0 | 0 | 0 | 0 | 2.2 | |
| FIU | 2/9/13 | * | 22 | 3-4 | .750 | 0-0 | .000 | 2-2 | 1.000 | 0 | 4 | 4 | 2.1 | 1 | 3 | 3 | 0 | 1 | 8 | 2.4 | | |
| at ULM | 02/14/13 | * | 17 | 1-2 | .500 | 1-2 | .500 | 0-0 | .000 | 0 | 1 | 1 | 2.1 | 1 | 2 | 1 | 1 | 0 | 3 | 2.4 | | |
| Totals | | | 7 | 344 | 20-60 | .333 | 6-23 | .261 | 20-26 | .769 | 11 | 45 | 56 | 2.1 | 33 | 24 | 22 | 3 | 10 | 66 | 2.4 | |

Games played: 27
Minutes/game: 12.7
Points/game: 2.4
FG Pct: 33.3
3FG Pct: 26.1
FT Pct: 76.9

Rebounds/game: 2.1
Assists/game: 0.9
Turnovers/game: 0.8
Assist/turnover ratio: 1.1
Steals/game: 0.4
Blocks/game: 0.1

↳ CAREER STATS

| Season | gp-gs | min/avg | Total | | 3-Point | | F-Throws | | Rebounds | | | | | Scoring | | | | | | | | |
|---------|-------|----------|--------|------|---------|------|----------|------|----------|-----|-----|-----|----|---------|-----|----|-----|-----|-----|-----|--|--|
| | | | fg-fga | pct | fg-fga | pct | ft-fta | pct | off | def | tot | avg | pf | fo | ast | to | blk | stl | pts | avg | | |
| 2011-12 | 31-5 | 344/11.1 | 36-84 | .429 | 2-10 | .200 | 25-43 | .581 | 31 | 50 | 81 | 2.6 | 43 | 0 | 25 | 26 | 3 | 10 | 99 | 3.2 | | |
| 2012-13 | 27-7 | 344/12.7 | 20-60 | .333 | 6-23 | .261 | 20-26 | .769 | 11 | 45 | 56 | 2.1 | 33 | 0 | 24 | 22 | 3 | 10 | 66 | 2.4 | | |
| TOTAL | 58-12 | 688/11.9 | 56-144 | .389 | 8-33 | .242 | 45-69 | .652 | 42 | 95 | 137 | 2.4 | 76 | 0 | 49 | 48 | 6 | 20 | 165 | 2.8 | | |



32 Roger Franklin

Guard

**Sr. ▶ 6-5 ▶ 220
Duncanville, TX ▶
(Oklahoma State)**

↳ CAREER HIGHS

Points: 29, at FIU -- 01/17/13
Rebounds: 15, at ULM -- 01/14/12
Assists: 4, at UALR -- 02/23/12
Steals: 4, ULM -- 1/5/13
Blocks: 4, at ULM -- 02/14/13
FG made: 11, at FIU -- 01/17/13
FG attempts: 15, 4 times
3FG made: 1, 4 times
3FG attempts: 3, at Texas -- 11/29/11
FT made: 11, FIU -- 2/9/13
FT attempts: 13, Denver -- 01/21/12

North Texas: 2012-13: Averaging 16.3 PPG on 53.4 FG%, 81.8 FT% shooting in last 9 games ... Double figures in 9 of last 10 ... Shooting a team-best 48.3 percent ... 11-of-11 from stripe vs. FIU ... Buzzer-beating tip-in at FAU forced overtime ... Exploded for career-high 29 points on 11-of-15 shooting at FIU (previous high was 20) ... Only player on the roster to start every game in 2012-13 ... 6th career double-double vs UALR ... 16 points vs Alabama-Huntsville on 7-of-12 ... **2011-12:** Four double-doubles in '11-12 tied for sixth most in the Sun Belt ... 5.0 rebounds per game rank second at NT ... 16 double-digit scoring games, including career-high 20 vs WKU ... Shot 46.2 percent in the SBC Tourney ... Reached double-figures in 9 of last 15 games, including double-doubles in three of those ... Started 16 games, and appeared in all 32 ... 14th in SBC with 5.7 rebounds per league game ... 15 rebounds at ULM are the fifth most by an SBC player ... 11 of 16 blocks came in Sun Belt play ... First double-double at Texas with 13 points, 12 rebounds.

↳ 2012-13 STATS


| Opponent | Date | qs | min | Total | | 3-Pointers | | Free throws | | Rebounds | | | | Scoring | | | | | | | |
|-----------------------|----------|----|-----------|------------|----------------|-------------|------------|-------------|--------------|-------------|-----------|------------|------------|------------|-----------|-----------|-----------|-----------|-----------|------------|-------------|
| | | | | fg-fga | pct | 3fg-fga | pct | ft-fta | pct | off | def | tot | avg | pf | a | t/o | blk | stl | pts | avg | |
| at Creighton | 11/09/12 | * | 22 | 4-8 | .500 | 0-1 | .000 | 0-0 | .000 | 1 | 4 | 5 | 5.0 | 2 | 1 | 0 | 0 | 1 | 8 | 8.0 | |
| vs Alabama-Huntsville | 11/12/12 | * | 31 | 7-12 | .583 | 0-0 | .000 | 2-2 | 1.000 | 4 | 5 | 9 | 7.0 | 4 | 1 | 1 | 0 | 1 | 16 | 12.0 | |
| vs Lamar | 11/13/12 | * | 16 | 0-1 | .000 | 0-0 | .000 | 1-2 | .500 | 0 | 1 | 1 | 5.0 | 2 | 0 | 1 | 0 | 0 | 1 | 8.3 | |
| CAMERON | 11/16/12 | * | 18 | 1-3 | .333 | 0-0 | .000 | 0-0 | .000 | 2 | 4 | 6 | 5.3 | 4 | 1 | 2 | 0 | 0 | 2 | 6.8 | |
| vs IUPUI | 11/19/12 | * | 24 | 6-8 | .750 | 0-0 | .000 | 1-2 | .500 | 3 | 7 | 10 | 6.2 | 2 | 1 | 0 | 1 | 0 | 13 | 8.0 | |
| at Virginia | 11/20/12 | * | 21 | 1-5 | .200 | 0-0 | .000 | 3-4 | .750 | 4 | 2 | 6 | 6.2 | 2 | 1 | 2 | 2 | 1 | 5 | 7.5 | |
| UT ARLINGTON | 11/28/12 | * | 31 | 4-6 | .667 | 1-1 | 1.000 | 2-5 | .400 | 2 | 7 | 9 | 6.6 | 5 | 1 | 2 | 1 | 2 | 11 | 8.0 | |
| LOUISIANA | 12/1/12 | * | 34 | 6-7 | .857 | 0-0 | .000 | 2-4 | .500 | 4 | 1 | 5 | 6.4 | 3 | 0 | 6 | 0 | 0 | 14 | 8.8 | |
| at Saint Louis | 12/5/12 | * | 30 | 1-10 | .100 | 0-0 | .000 | 4-4 | 1.000 | 2 | 2 | 4 | 6.1 | 3 | 1 | 3 | 0 | 0 | 6 | 8.4 | |
| JACKSON STATE | 12/8/12 | * | 26 | 3-6 | .500 | 0-0 | .000 | 7-9 | .778 | 2 | 5 | 7 | 6.2 | 1 | 1 | 1 | 0 | 2 | 13 | 8.9 | |
| SOUTHEASTERN LA. | 12/16/12 | * | 29 | 6-11 | .545 | 0-0 | .000 | 0-0 | .000 | 1 | 5 | 6 | 6.2 | 1 | 0 | 0 | 2 | 1 | 12 | 9.2 | |
| LEHIGH | 12/20/12 | * | 22 | 4-10 | .400 | 0-0 | .000 | 1-1 | 1.000 | 2 | 4 | 6 | 6.2 | 1 | 0 | 1 | 2 | 1 | 9 | 9.2 | |
| at Western Kentucky | 12/29/12 | * | 18 | 2-6 | .333 | 0-0 | .000 | 2-2 | 1.000 | 1 | 2 | 3 | 5.9 | 5 | 0 | 2 | 0 | 0 | 6 | 8.9 | |
| at Middle Tennessee | 12/31/12 | * | 22 | 5-12 | .417 | 0-1 | .000 | 1-1 | 1.000 | 0 | 4 | 4 | 5.8 | 2 | 0 | 1 | 0 | 0 | 11 | 9.1 | |
| TROY | 1/3/13 | * | 23 | 4-11 | .364 | 1-1 | 1.000 | 1-2 | .500 | 0 | 6 | 6 | 5.8 | 2 | 1 | 3 | 0 | 3 | 10 | 9.1 | |
| ULM | 1/5/13 | * | 32 | 3-6 | .500 | 0-0 | .000 | 2-5 | .400 | 4 | 0 | 4 | 5.7 | 2 | 3 | 1 | 1 | 4 | 8 | 9.1 | |
| at UALR | 1/10/13 | * | 26 | 3-10 | .300 | 0-1 | .000 | 2-2 | 1.000 | 1 | 6 | 7 | 5.8 | 2 | 0 | 0 | 0 | 0 | 8 | 9.0 | |
| SOUTH ALABAMA | 1/12/13 | * | 25 | 2-7 | .286 | 0-0 | .000 | 6-8 | .750 | 1 | 6 | 7 | 5.8 | 5 | 1 | 0 | 1 | 0 | 10 | 9.1 | |
| at FIU | 01/17/13 | * | 38 | 11-15 | .733 | 0-0 | .000 | 7-8 | .875 | 2 | 6 | 8 | 5.9 | 3 | 2 | 4 | 0 | 3 | 29 | 10.1 | |
| at Florida Atlantic | 1/19/13 | * | 39 | 5-9 | .556 | 0-0 | .000 | 2-2 | 1.000 | 1 | 6 | 7 | 6.0 | 3 | 1 | 1 | 2 | 1 | 12 | 10.2 | |
| MIDDLE TENNESSEE | 1/24/13 | * | 31 | 6-8 | .750 | 1-1 | 1.000 | 1-2 | .500 | 0 | 3 | 3 | 5.9 | 5 | 1 | 2 | 1 | 1 | 14 | 10.4 | |
| UALR | 1/26/13 | * | 39 | 8-15 | .533 | 0-1 | .000 | 4-6 | .667 | 7 | 5 | 12 | 6.1 | 1 | 0 | 2 | 0 | 1 | 20 | 10.8 | |
| at Louisiana | 01/31/13 | * | 26 | 4-10 | .400 | 0-0 | .000 | 2-2 | 1.000 | 1 | 3 | 4 | 6.0 | 4 | 1 | 4 | 0 | 2 | 10 | 10.8 | |
| at Arkansas State | 2/2/13 | * | 33 | 3-9 | .333 | 0-1 | .000 | 1-2 | .500 | 1 | 9 | 10 | 6.2 | 5 | 0 | 3 | 0 | 2 | 7 | 10.6 | |
| WESTERN KENTUCKY | 2/7/13 | * | 33 | 5-15 | .333 | 0-0 | .000 | 2-3 | .667 | 4 | 3 | 7 | 6.2 | 2 | 1 | 2 | 0 | 2 | 12 | 10.7 | |
| FIU | 2/9/13 | * | 36 | 5-8 | .625 | 0-1 | .000 | 11-11 | 1.000 | 0 | 5 | 5 | 6.2 | 4 | 3 | 3 | 3 | 0 | 21 | 11.1 | |
| at ULM | 02/14/13 | * | 37 | 8-14 | .571 | 0-0 | .000 | 6-8 | .750 | 3 | 8 | 11 | 6.4 | 2 | 3 | 1 | 4 | 1 | 22 | 11.5 | |
| Totals | | | 27 | 762 | 117-242 | .483 | 3-9 | .333 | 73-97 | .753 | 53 | 119 | 172 | 6.4 | 77 | 25 | 48 | 20 | 29 | 310 | 11.5 |

Games played: 27
Minutes/game: 28.2
Points/game: 11.5
FG Pct: 48.3
3FG Pct: 33.3
FT Pct: 75.3

Rebounds/game: 6.4
Assists/game: 0.9
Turnovers/game: 1.8
Assist/turnover ratio: 0.5
Steals/game: 1.1
Blocks/game: 0.7

↳ CAREER STATS

| Season | gp-gs | min/avg | Total | | 3-Point | | F-Throws | | Rebounds | | | | Scoring | | | | | | | |
|--------------|--------------|------------------|----------------|-------------|-------------|-------------|----------------|-------------|-----------|------------|------------|------------|------------|----------|-----------|-----------|-----------|-----------|------------|------------|
| | | | fg-fga | pct | fg-fga | pct | ft-fta | pct | off | def | tot | avg | pf | fo | ast | to | blk | stl | pts | avg |
| 2011-12 | 32-16 | 754/23.6 | 102-248 | .411 | 1-7 | .143 | 58-86 | .674 | 45 | 115 | 160 | 5.0 | 71 | 0 | 37 | 44 | 16 | 18 | 263 | 8.2 |
| 2012-13 | 27-27 | 762/28.2 | 117-242 | .483 | 3-9 | .333 | 73-97 | .753 | 53 | 119 | 172 | 6.4 | 77 | 5 | 25 | 48 | 20 | 29 | 310 | 11.5 |
| TOTAL | 59-43 | 1516/25.7 | 219-490 | .447 | 4-16 | .250 | 131-183 | .716 | 98 | 234 | 332 | 5.6 | 148 | 5 | 62 | 92 | 36 | 47 | 573 | 9.7 |



44 Keith Coleman

Forward/Center

**So. ▶ 6-10 ▶ 245
Philadelphia, PA ▶
(Marshalltown CC)**

↳ **CAREER HIGHS**

Points: 5, at Louisiana -- 01/31/13; Cameron -- 11/16/12
 Rebounds: 7, vs Lamar -- 11/13/12
 Assists: 1, at FIU -- 01/17/13; vs Lamar -- 11/13/12; FIU -- 2/9/13
 Steals: 1, 5 times
 Blocks: 3, Cameron -- 11/16/12
 FG made: 2, Cameron -- 11/16/12; at Virginia -- 11/20/12
 FG attempts: 6, Cameron -- 11/16/12
 FT made: 3, at Louisiana -- 01/31/13
 FT attempts: 4, at Louisiana -- 01/31/13; Western Kentucky -- 2/7/13

North Texas 2012-13: 7 boards in win over Lamar ... Saw first career action at Creighton, tallied 2 pts & 5 boards ... **Marshalltown CC:** Was rated by Hot100Hoops.com as one of the nation's top-25 junior college players ... Originally signed with Nebraska ... Racked up averages of 8.0 points, 7.1 rebounds and 1.8 assists per game last year for Marshalltown (Iowa) CC ...

Will have three years of eligibility remaining for the Mean Green ... Tallied three double-doubles last season for the Tigers, including a 17-point, 13-rebound outing against Southwestern (Iowa) CC ... Shot 57.1 percent from the floor on the year and was named Honorable Mention All-Region XI.

↳ **2012-13 STATS**

| Opponent | Date | qs | min | Total | | 3-Pointers | | Free throws | | Rebounds | | | | | pts | avg | | | | | |
|-----------------------|----------|----|----------|------------|--------------|-------------|------------|-------------|-------------|-------------|-----------|-----------|-----------|------------|-----------|----------|-----------|-----------|----------|-----------|------------|
| | | | | fg-fga | pct | 3fg-fga | pct | ft-fita | pct | off | def | tot | avg | pf | | | a | t/o | blk | stl | |
| at Creighton | 11/09/12 | | 12 | 1-2 | .500 | 0-0 | .000 | 0-1 | .000 | 2 | 3 | 5 | 5.0 | 2 | 0 | 2 | 0 | 1 | 2 | 2.0 | |
| vs Alabama-Huntsville | 11/12/12 | | 8 | 0-2 | .000 | 0-0 | .000 | 2-2 | 1.000 | 1 | 2 | 3 | 4.0 | 2 | 0 | 0 | 0 | 0 | 2 | 2.0 | |
| vs Lamar | 11/13/12 | | 19 | 1-5 | .200 | 0-0 | .000 | 0-1 | .000 | 1 | 6 | 7 | 5.0 | 1 | 1 | 3 | 1 | 1 | 2 | 2.0 | |
| CAMERON | 11/16/12 | | 17 | 2-6 | .333 | 0-0 | .000 | 1-2 | .500 | 2 | 2 | 4 | 4.8 | 1 | 0 | 1 | 3 | 0 | 5 | 2.8 | |
| vs IUPUI | 11/19/12 | | 3 | 0-1 | .000 | 0-0 | .000 | 0-0 | .000 | 0 | 0 | 0 | 3.8 | 2 | 0 | 0 | 0 | 0 | 0 | 2.2 | |
| at Virginia | 11/20/12 | | 7 | 2-2 | 1.000 | 0-0 | .000 | 0-0 | .000 | 1 | 0 | 1 | 3.3 | 1 | 0 | 1 | 0 | 0 | 4 | 2.5 | |
| UT ARLINGTON | 11/28/12 | | 4 | 0-0 | .000 | 0-0 | .000 | 0-0 | .000 | 0 | 0 | 0 | 2.9 | 1 | 0 | 0 | 0 | 0 | 0 | 2.1 | |
| LOUISIANA | 12/1/12 | | 6 | 0-0 | .000 | 0-0 | .000 | 0-0 | .000 | 0 | 0 | 0 | 2.5 | 1 | 0 | 0 | 0 | 0 | 0 | 1.9 | |
| at Saint Louis | 12/5/12 | | 7 | 1-1 | 1.000 | 0-0 | .000 | 0-0 | .000 | 0 | 1 | 1 | 2.3 | 1 | 0 | 0 | 0 | 0 | 2 | 1.9 | |
| JACKSON STATE | 12/8/12 | | 9 | 1-2 | .500 | 0-0 | .000 | 0-0 | .000 | 0 | 2 | 2 | 2.3 | 2 | 0 | 0 | 0 | 0 | 2 | 1.9 | |
| SOUTHEASTERN LA. | 12/16/12 | | 6 | 0-2 | .000 | 0-0 | .000 | 0-0 | .000 | 0 | 0 | 0 | 2.1 | 1 | 0 | 1 | 1 | 0 | 0 | 1.7 | |
| LEHIGH | 12/20/12 | | 3 | 0-0 | .000 | 0-0 | .000 | 0-2 | .000 | 0 | 0 | 0 | 1.9 | 0 | 0 | 0 | 0 | 0 | 0 | 1.6 | |
| at Western Kentucky | 12/29/12 | | 9 | 0-3 | .000 | 0-0 | .000 | 0-0 | .000 | 0 | 3 | 3 | 2.0 | 2 | 0 | 0 | 1 | 0 | 0 | 1.5 | |
| at Middle Tennessee | 12/31/12 | | 4 | 0-0 | .000 | 0-0 | .000 | 0-0 | .000 | 0 | 1 | 1 | 1.9 | 1 | 0 | 0 | 1 | 0 | 0 | 1.4 | |
| ULM | 1/5/13 | | 5 | 1-1 | 1.000 | 0-0 | .000 | 1-2 | .500 | 0 | 0 | 0 | 1.8 | 0 | 0 | 1 | 0 | 0 | 3 | 1.5 | |
| at UALR | 1/10/13 | | 17 | 1-3 | .333 | 0-0 | .000 | 0-0 | .000 | 0 | 1 | 1 | 1.8 | 0 | 0 | 0 | 0 | 0 | 2 | 1.5 | |
| SOUTH ALABAMA | 1/12/13 | | 8 | 0-0 | .000 | 0-0 | .000 | 0-0 | .000 | 1 | 0 | 1 | 1.7 | 4 | 0 | 0 | 0 | 0 | 0 | 1.4 | |
| at FIU | 01/17/13 | | 5 | 0-1 | .000 | 0-0 | .000 | 0-0 | .000 | 0 | 0 | 0 | 1.6 | 0 | 1 | 1 | 0 | 0 | 0 | 1.3 | |
| at Florida Atlantic | 1/19/13 | | 9 | 0-2 | .000 | 0-0 | .000 | 0-0 | .000 | 0 | 2 | 2 | 1.6 | 0 | 0 | 0 | 0 | 0 | 0 | 1.3 | |
| MIDDLE TENNESSEE | 1/24/13 | | 6 | 0-0 | .000 | 0-0 | .000 | 0-0 | .000 | 0 | 0 | 0 | 1.6 | 1 | 0 | 0 | 0 | 1 | 0 | 1.2 | |
| UALR | 1/26/13 | | 8 | 0-1 | .000 | 0-0 | .000 | 0-0 | .000 | 0 | 0 | 0 | 1.5 | 0 | 0 | 1 | 1 | 0 | 0 | 1.1 | |
| at Louisiana | 01/31/13 | | 10 | 1-3 | .333 | 0-0 | .000 | 3-4 | .750 | 0 | 1 | 1 | 1.5 | 0 | 0 | 1 | 1 | 1 | 5 | 1.3 | |
| at Arkansas State | 2/2/13 | | 5 | 1-2 | .500 | 0-0 | .000 | 0-0 | .000 | 1 | 2 | 3 | 1.5 | 2 | 0 | 1 | 1 | 0 | 2 | 1.3 | |
| WESTERN KENTUCKY | 2/7/13 | | 17 | 0-1 | .000 | 0-0 | .000 | 1-4 | .250 | 0 | 2 | 2 | 1.5 | 3 | 0 | 1 | 1 | 0 | 1 | 1.3 | |
| FIU | 2/9/13 | | 14 | 0-0 | .000 | 0-0 | .000 | 0-0 | .000 | 1 | 3 | 4 | 1.6 | 2 | 1 | 2 | 0 | 0 | 0 | 1.3 | |
| at ULM | 02/14/13 | | 7 | 1-1 | 1.000 | 0-0 | .000 | 0-0 | .000 | 1 | 0 | 1 | 1.6 | 3 | 0 | 2 | 0 | 0 | 2 | 1.3 | |
| Totals | | | 0 | 225 | 13-41 | .317 | 0-0 | .000 | 8-18 | .444 | 11 | 31 | 42 | 1.6 | 33 | 3 | 18 | 11 | 4 | 34 | 1.3 |

Games played: 26
 Minutes/game: 8.7
 Points/game: 1.3
 FG Pct: 31.7
 FT Pct: 44.4

Rebounds/game: 1.6
 Assists/game: 0.1
 Turnovers/game: 0.7
 Assist/turnover ratio: 0.2
 Steals/game: 0.2
 Blocks/game: 0.4

2012-13 SEASON STATS TEAM/INDIVIDUAL

| RECORD: | OVERALL | HOME | AWAY | NEUTRAL |
|----------------|---------|------|------|---------|
| ALL GAMES | 9-18 | 6-7 | 1-10 | 2-1 |
| CONFERENCE | 4-12 | 3-5 | 1-7 | 0-0 |
| NON-CONFERENCE | 5-6 | 3-2 | 0-3 | 2-1 |

| # | Player | gp-gs | min | avg | Total | | 3-Point | | F-Throw | | Rebounds | | | | a | to | blk | stl | pts | avg | | |
|----------------|--------------------|-------|------|------|----------|------|---------|------|---------|------|----------|-----|-----|------|-----|----|-----|-----|-----|-----|------|------|
| | | | | | fg-fga | fg% | 3fg-fga | 3fg% | ft-fa | ft% | off | def | tot | avg | | | | | | | pf | dq |
| 23 | Williams, Jordan | 27-23 | 842 | 31.2 | 125-300 | .417 | 33-104 | .317 | 87-117 | .744 | 42 | 56 | 98 | 3.6 | 64 | 2 | 22 | 57 | 17 | 18 | 370 | 13.7 |
| 13 | Mitchell, Tony | 27-25 | 861 | 31.9 | 124-278 | .446 | 26-90 | .289 | 90-134 | .672 | 67 | 158 | 225 | 8.3 | 85 | 3 | 21 | 66 | 73 | 28 | 364 | 13.5 |
| 32 | Franklin, Roger | 27-27 | 762 | 28.2 | 117-242 | .483 | 3-9 | .333 | 73-97 | .753 | 53 | 119 | 172 | 6.4 | 77 | 5 | 25 | 48 | 20 | 29 | 310 | 11.5 |
| 03 | Williams, Alzee | 24-18 | 820 | 34.2 | 93-219 | .425 | 5-14 | .357 | 67-94 | .713 | 34 | 42 | 76 | 3.2 | 26 | 0 | 36 | 29 | 2 | 10 | 258 | 10.8 |
| 05 | Jones, Chris | 13-13 | 358 | 27.5 | 48-118 | .407 | 3-16 | .188 | 33-46 | .717 | 12 | 36 | 48 | 3.7 | 34 | 0 | 65 | 35 | 0 | 29 | 132 | 10.2 |
| 01 | Holmen, Jacob | 15-7 | 235 | 15.7 | 32-84 | .381 | 10-31 | .323 | 10-13 | .769 | 22 | 30 | 52 | 3.5 | 20 | 0 | 4 | 10 | 5 | 4 | 84 | 5.6 |
| 04 | Hardwick, P.J. | 27-13 | 606 | 22.4 | 31-76 | .408 | 0-1 | .000 | 33-43 | .767 | 12 | 65 | 77 | 2.9 | 65 | 2 | 66 | 62 | 0 | 23 | 95 | 3.5 |
| 11 | Patton, Justin | 19-2 | 192 | 10.1 | 17-53 | .321 | 1-8 | .125 | 26-35 | .743 | 10 | 23 | 33 | 1.7 | 23 | 0 | 7 | 14 | 0 | 7 | 61 | 3.2 |
| 25 | Stojiljkovic, Niko | 27-7 | 344 | 12.7 | 20-60 | .333 | 6-23 | .261 | 20-26 | .769 | 11 | 45 | 56 | 2.1 | 33 | 0 | 24 | 22 | 3 | 10 | 66 | 2.4 |
| 44 | Coleman, Keith | 26-0 | 225 | 8.7 | 13-41 | .317 | 0-0 | .000 | 8-18 | .444 | 11 | 31 | 42 | 1.6 | 33 | 0 | 3 | 18 | 11 | 4 | 34 | 1.3 |
| 22 | Overlander, Clarke | 23-0 | 190 | 8.3 | 9-48 | .188 | 6-42 | .143 | 4-7 | .571 | 1 | 7 | 8 | 0.3 | 27 | 0 | 5 | 4 | 1 | 6 | 28 | 1.2 |
| 10 | Mitchell, Austin | 16-0 | 15 | 0.9 | 0-1 | .000 | 0-0 | .000 | 0-0 | .000 | 1 | 2 | 3 | 0.2 | 0 | 0 | 0 | 2 | 0 | 1 | 0 | 0.0 |
| 02 | Walton, Brandan | 1-0 | 1 | 1.0 | 0-0 | .000 | 0-0 | .000 | 0-0 | .000 | 0 | 0 | 0 | 0.0 | 0 | 0 | 0 | 0 | 0 | 0 | 0 | 0.0 |
| Team | | | | | | | | | | | 59 | 42 | 101 | | 2 | | 13 | | | | | |
| Total..... | | 27 | 5451 | | 629-1520 | .414 | 93-338 | .275 | 451-630 | .716 | 335 | 656 | 991 | 36.7 | 489 | 12 | 278 | 380 | 132 | 169 | 1802 | 66.7 |
| Opponents..... | | 27 | 5451 | | 660-1546 | .427 | 187-484 | .386 | 383-563 | .680 | 315 | 645 | 960 | 35.6 | 502 | - | 335 | 357 | 92 | 187 | 1890 | 70.0 |

| TEAM STATISTICS | NT | OPP | Date | Opponent | Score | Att. | |
|------------------------|----------|----------|------------|-----------------------|-------|--------|-------|
| SCORING | 1802 | 1890 | 11/09/12 | at Creighton | L | 51-71 | 17139 |
| Points per game | 66.7 | 70.0 | 11/12/12 | vs Alabama-Huntsville | L | 75-78 | 12068 |
| Scoring margin | -3.3 | - | 11/13/12 | vs Lamar | W | 74-59 | 12006 |
| FIELD GOALS-ATT | 629-1520 | 660-1546 | 11/16/12 | CAMERON | W | 78-49 | 2673 |
| Field goal pct | .414 | .427 | 11/19/12 | vs IUPUI | W | 80-66 | 1444 |
| 3 POINT FG-ATT | 93-338 | 187-484 | 11/20/12 | at Virginia | L | 64-80 | 1745 |
| 3-point FG pct | .275 | .386 | 11/28/12 | UT ARLINGTON | L | 59-72 | 4832 |
| 3-pt FG made per game | 3.4 | 6.9 | * 12/11/12 | LOUISIANA | L | 76-80 | 3631 |
| FREE THROWS-ATT | 451-630 | 383-563 | 12/5/12 | at Saint Louis | L | 63-67 | 4817 |
| Free throw pct | .716 | .680 | 12/8/12 | JACKSON STATE | W | 83-65 | 2872 |
| F-Throws made per game | 16.7 | 14.2 | 12/16/12 | SOUTHEASTERN LA. | W | 45-40 | 2645 |
| REBOUNDS | 991 | 960 | 12/20/12 | LEHIGH | L | 75-90 | 4955 |
| Rebounds per game | 36.7 | 35.6 | * 12/29/12 | at Western Kentucky | L | 64-70 | 4776 |
| Rebounding margin | +1.1 | - | * 12/31/12 | at Middle Tennessee | L | 57-75 | 3872 |
| ASSISTS | 278 | 335 | * 1/3/13 | TROY | W | 76-59 | 2338 |
| Assists per game | 10.3 | 12.4 | * 1/5/13 | ULM | L | 68-81 | 3361 |
| TURNOVERS | 380 | 357 | * 1/10/13 | at UALR | L | 53-67 | 3288 |
| Turnovers per game | 14.1 | 13.2 | * 1/12/13 | SOUTH ALABAMA | W | 66-56 | 3642 |
| Turnover margin | -0.9 | - | * 01/17/13 | at FIU | L | 64-70 | 1109 |
| Assist/turnover ratio | 0.7 | 0.9 | * 1/19/13 | at Florida Atlantic | Wot | 61-59 | 1797 |
| STEALS | 169 | 187 | * 1/24/13 | MIDDLE TENNESSEE | L | 64-72 | 3423 |
| Steals per game | 6.3 | 6.9 | * 1/26/13 | UALR | L | 57-62 | 3997 |
| BLOCKS | 132 | 92 | * 01/31/13 | at Louisiana | L | 74-105 | 2294 |
| Blocks per game | 4.9 | 3.4 | * 2/2/13 | at Arkansas State | Lot | 66-75 | 3786 |
| ATTENDANCE | 47394 | 71045 | * 2/7/13 | WESTERN KENTUCKY | L | 59-70 | 3528 |
| Home games-Avg/Game | 13-3646 | 11-4139 | * 2/9/13 | FIU | W | 77-67 | 5497 |
| Neutral site-Avg/Game | - | 3-8506 | * 02/14/13 | at ULM | L | 73-85 | 904 |

* = Conference game

| Score by Periods | 1st | 2nd | OT | Totals |
|------------------|-----|-----|----|--------|
| North Texas | 856 | 931 | 15 | 1802 |
| Opponents | 878 | 990 | 22 | 1890 |

2012-13 SEASON STATS SUN BELT ONLY

| RECORD: | OVERALL | HOME | AWAY | NEUTRAL |
|----------------|---------|------|------|---------|
| ALL GAMES | 4-12 | 3-5 | 1-7 | 0-0 |
| CONFERENCE | 4-12 | 3-5 | 1-7 | 0-0 |
| NON-CONFERENCE | 0-0 | 0-0 | 0-0 | 0-0 |

| # | Player | gp-gs | min | avg | Total | | 3-Point | | F-Throw | | Rebounds | | | | pf | dq | a | to | blk | stl | pts | avg | |
|----------------|--------------------|-------|------|------|---------|------|---------|------|---------|------|----------|-----|-----|------|-----|----|-----|-----|-----|-----|------|------|--|
| | | | | | fg-fga | fg% | 3fg-fga | 3fg% | ft-fta | ft% | off | def | tot | avg | | | | | | | | | |
| 05 | Jones, Chris | 2-2 | 64 | 32.0 | 10-19 | .526 | 1-3 | .333 | 12-15 | .800 | 3 | 5 | 8 | 4.0 | 5 | 0 | 8 | 3 | 0 | 9 | 33 | 16.5 | |
| 23 | Williams, Jordan | 16-15 | 564 | 35.2 | 85-189 | .450 | 25-64 | .391 | 60-82 | .732 | 23 | 34 | 57 | 3.6 | 38 | 2 | 13 | 32 | 12 | 13 | 255 | 15.9 | |
| 32 | Franklin, Roger | 16-16 | 492 | 30.8 | 80-162 | .494 | 2-7 | .286 | 52-68 | .765 | 30 | 73 | 103 | 6.4 | 50 | 4 | 17 | 35 | 12 | 20 | 214 | 13.4 | |
| 13 | Mitchell, Tony | 16-16 | 531 | 33.2 | 66-156 | .423 | 15-53 | .283 | 48-73 | .658 | 35 | 90 | 125 | 7.8 | 54 | 2 | 14 | 47 | 45 | 12 | 195 | 12.2 | |
| 03 | Williams, Alzee | 13-8 | 460 | 35.4 | 47-111 | .423 | 4-11 | .364 | 34-46 | .739 | 19 | 19 | 38 | 2.9 | 14 | 0 | 21 | 22 | 1 | 3 | 132 | 10.2 | |
| 04 | Hardwick, P.J. | 16-13 | 448 | 28.0 | 22-56 | .393 | 0-0 | .000 | 29-35 | .829 | 5 | 48 | 53 | 3.3 | 45 | 2 | 48 | 50 | 0 | 11 | 73 | 4.6 | |
| 11 | Patton, Justin | 10-2 | 128 | 12.8 | 14-35 | .400 | 0-2 | .000 | 17-23 | .739 | 8 | 17 | 25 | 2.5 | 12 | 0 | 3 | 13 | 0 | 4 | 45 | 4.5 | |
| 01 | Holmen, Jacob | 4-2 | 49 | 12.3 | 5-17 | .294 | 3-8 | .375 | 2-4 | .500 | 6 | 5 | 11 | 2.8 | 7 | 0 | 2 | 5 | 3 | 1 | 15 | 3.8 | |
| 25 | Stojiljkovic, Niko | 16-6 | 274 | 17.1 | 17-46 | .370 | 5-18 | .278 | 19-24 | .792 | 6 | 39 | 45 | 2.8 | 20 | 0 | 22 | 17 | 3 | 6 | 58 | 3.6 | |
| 22 | Overlander, Clarke | 12-0 | 104 | 8.7 | 6-21 | .286 | 4-17 | .235 | 4-7 | .571 | 0 | 5 | 5 | 0.4 | 18 | 0 | 1 | 2 | 0 | 1 | 20 | 1.7 | |
| 44 | Coleman, Keith | 15-0 | 130 | 8.7 | 5-18 | .278 | 0-0 | .000 | 5-10 | .500 | 4 | 15 | 19 | 1.3 | 19 | 0 | 2 | 10 | 6 | 2 | 15 | 1.0 | |
| 10 | Mitchell, Austin | 9-0 | 7 | 0.8 | 0-0 | .000 | 0-0 | .000 | 0-0 | .000 | 0 | 1 | 1 | 0.1 | 0 | 0 | 0 | 2 | 0 | 0 | 0 | 0.0 | |
| Team | | | | | | | | | | | 26 | 25 | 51 | | 1 | | 10 | | | | | | |
| Total..... | | 16 | 3251 | | 357-830 | .430 | 59-183 | .322 | 282-387 | .729 | 165 | 376 | 541 | 33.8 | 283 | 10 | 151 | 248 | 82 | 82 | 1055 | 65.9 | |
| Opponents..... | | 16 | 3251 | | 412-926 | .445 | 112-286 | .392 | 217-328 | .662 | 189 | 356 | 545 | 34.1 | 283 | - | 200 | 192 | 49 | 123 | 1153 | 72.1 | |

| TEAM STATISTICS | NT | OPP | Date | Opponent | Score | Att. |
|------------------------|---------|---------|---------------------|---------------------|-----------|------|
| SCORING | 1055 | 1153 | * 12/1/12 | LOUISIANA | L 76-80 | 3631 |
| Points per game | 65.9 | 72.1 | * 12/29/12 | at Western Kentucky | L 64-70 | 4776 |
| Scoring margin | -6.1 | - | * 12/31/12 | at Middle Tennessee | L 57-75 | 3872 |
| FIELD GOALS-ATT | 357-830 | 412-926 | * 1/3/13 | TROY | W 76-59 | 2338 |
| Field goal pct | .430 | .445 | * 1/5/13 | ULM | L 68-81 | 3361 |
| 3 POINT FG-ATT | 59-183 | 112-286 | * 1/10/13 | at UALR | L 53-67 | 3288 |
| 3-point FG pct | .322 | .392 | * 1/12/13 | SOUTH ALABAMA | W 66-56 | 3642 |
| 3-pt FG made per game | 3.7 | 7.0 | * 01/17/13 | at FIU | L 64-70 | 1109 |
| FREE THROWS-ATT | 282-387 | 217-328 | * 1/19/13 | at Florida Atlantic | Wot 61-59 | 1797 |
| Free throw pct | .729 | .662 | * 1/24/13 | MIDDLE TENNESSEE | L 64-72 | 3423 |
| F-Throws made per game | 17.6 | 13.6 | * 1/26/13 | UALR | L 57-62 | 3997 |
| REBOUNDS | 541 | 545 | * 01/31/13 | at Louisiana | L 74-105 | 2294 |
| Rebounds per game | 33.8 | 34.1 | * 2/2/13 | at Arkansas State | Lot 66-75 | 3786 |
| Rebounding margin | -0.2 | - | * 2/7/13 | WESTERN KENTUCKY | L 59-70 | 3528 |
| ASSISTS | 151 | 200 | * 2/9/13 | FIU | W 77-67 | 5497 |
| Assists per game | 9.4 | 12.5 | * 02/14/13 | at ULM | L 73-85 | 904 |
| TURNOVERS | 248 | 192 | * = Conference game | | | |
| Turnovers per game | 15.5 | 12.0 | | | | |
| Turnover margin | -3.5 | - | | | | |
| Assist/turnover ratio | 0.6 | 1.0 | | | | |
| STEALS | 82 | 123 | | | | |
| Steals per game | 5.1 | 7.7 | | | | |
| BLOCKS | 82 | 49 | | | | |
| Blocks per game | 5.1 | 3.1 | | | | |
| ATTENDANCE | 29417 | 21826 | | | | |
| Home games-Avg/Game | 8-3677 | 8-2728 | | | | |
| Neutral site-Avg/Game | - | 0-0 | | | | |

| Score by Periods | 1st | 2nd | OT | Totals |
|------------------|-----|-----|----|--------|
| North Texas | 501 | 539 | 15 | 1055 |
| Opponents | 507 | 624 | 22 | 1153 |

2012-13 GAME-BY-GAME

| Opponent | 1st | 2nd | Score | Mar | Total FG | FG Pct | 3-Pointers | 3FG Pct | Free Throws | FT Pct | Rebounds | Assist | T/Over | Block | Steal | Fouls |
|--------------------|-------|-------|--------|------|-------------|-----------|------------|-----------|-------------|-----------|----------|--------|--------|-------|-------|-------|
| Creighton | 25/39 | 26/32 | 51-71 | (20) | 22-69/24-48 | .319/.500 | 2-16/5-18 | .125/.278 | 5-10/18-22 | .500/.818 | 38/39 | 11/14 | 12/13 | 2/6 | 6/4 | 20/12 |
| Alabama-Huntsville | 37/41 | 38/37 | 75-78 | (3) | 23-64/24-61 | .359/.393 | 4-13/12-27 | .308/.444 | 25-33/18-23 | .758/.783 | 40/45 | 16/19 | 10/16 | 5/1 | 6/6 | 21/24 |
| Lamar | 36/30 | 38/29 | 74-59 | +15 | 29-64/25-60 | .453/.417 | 3-10/1-6 | .300/.167 | 13-21/8-15 | .619/.533 | 38/38 | 19/8 | 15/23 | 3/4 | 11/8 | 14/18 |
| CAMERON | 43/20 | 35/29 | 78-49 | +29 | 31-68/17-64 | .456/.266 | 5-20/8-24 | .250/.333 | 11-17/7-9 | .647/.778 | 50/39 | 14/6 | 11/15 | 9/2 | 5/6 | 13/21 |
| IUPUI | 41/31 | 39/35 | 80-66 | +14 | 34-69/24-64 | .493/.375 | 7-13/5-21 | .538/.238 | 5-9/13-19 | .556/.684 | 43/37 | 19/10 | 11/11 | 5/4 | 6/8 | 18/13 |
| Virginia | 22/42 | 42/38 | 64-80 | (16) | 21-58/27-46 | .362/.587 | 3-19/8-11 | .158/.727 | 19-26/18-24 | .731/.750 | 34/28 | 5/18 | 14/15 | 5/5 | 7/7 | 21/20 |
| UT ARLINGTON | 31/31 | 28/41 | 59-72 | (13) | 18-58/24-52 | .310/.462 | 4-23/5-9 | .174/.556 | 19-28/19-29 | .679/.655 | 36/43 | 7/12 | 16/19 | 6/2 | 15/10 | 23/23 |
| LOUISIANA | 39/39 | 37/41 | 76-80 | (4) | 26-57/26-53 | .456/.491 | 4-9/9-18 | .444/.500 | 20-28/19-26 | .714/.731 | 34/32 | 7/14 | 19/19 | 5/2 | 11/8 | 22/19 |
| Saint Louis | 36/34 | 27/33 | 63-67 | (4) | 22-52/20-51 | .423/.392 | 4-7/7-18 | .571/.389 | 15-16/20-25 | .938/.800 | 35/29 | 11/14 | 15/9 | 0/6 | 6/6 | 21/18 |
| JACKSON STATE | 32/33 | 51/32 | 83-65 | +18 | 27-56/17-52 | .482/.327 | 1-12/10-27 | .083/.370 | 28-40/21-34 | .700/.618 | 46/30 | 11/9 | 5/10 | 2/4 | 6/1 | 23/33 |
| SOUTHEASTERN LA. | 19/18 | 26/22 | 45-40 | +5 | 18-61/14-56 | .295/.250 | 0-11/3-14 | .000/.214 | 9-16/9-16 | .563/.563 | 42/51 | 4/4 | 8/9 | 7/1 | 11/2 | 15/16 |
| LEHIGH | 33/52 | 42/38 | 75-90 | (15) | 27-71/32-66 | .380/.485 | 1-11/11-23 | .091/.478 | 20-27/15-19 | .741/.789 | 48/36 | 10/21 | 15/15 | 6/8 | 8/6 | 17/21 |
| Western Kentucky | 26/37 | 38/33 | 64-70 | (6) | 24-57/21-52 | .421/.404 | 5-11/9-19 | .455/.474 | 11-15/19-26 | .733/.731 | 33/37 | 8/11 | 13/11 | 5/5 | 5/7 | 21/14 |
| Middle Tennessee | 24/37 | 33/38 | 57-75 | (18) | 19-56/31-61 | .339/.508 | 4-17/5-13 | .235/.385 | 15-19/8-16 | .789/.500 | 33/42 | 11/18 | 12/9 | 3/4 | 3/3 | 18/18 |
| TROY | 39/29 | 37/30 | 76-59 | +17 | 28-58/22-64 | .483/.344 | 4-12/5-23 | .333/.217 | 16-22/10-13 | .727/.769 | 40/38 | 14/10 | 14/14 | 5/2 | 6/9 | 12/17 |
| ULM | 30/30 | 38/51 | 68-81 | (13) | 24-49/28-48 | .490/.583 | 4-12/8-16 | .333/.500 | 16-25/17-20 | .640/.850 | 19/30 | 12/13 | 12/14 | 6/1 | 8/8 | 12/20 |
| UALR | 32/27 | 21/40 | 53-67 | (14) | 19-47/29-57 | .404/.509 | 3-9/5-9 | .333/.556 | 12-17/4-10 | .706/.400 | 32/30 | 8/18 | 17/8 | 3/6 | 1/13 | 11/12 |
| SOUTH ALABAMA | 36/22 | 30/34 | 66-56 | +10 | 18-51/18-64 | .353/.281 | 1-9/5-21 | .111/.238 | 29-34/15-29 | .853/.517 | 42/46 | 7/5 | 12/12 | 7/3 | 6/3 | 22/24 |
| FIU | 24/36 | 40/34 | 64-70 | (6) | 21-43/26-64 | .488/.406 | 3-7/7-23 | .429/.304 | 19-25/11-16 | .760/.688 | 34/31 | 12/12 | 23/15 | 5/4 | 8/15 | 18/17 |
| Florida Atlantic | 23/22 | 30/31 | 61-59 | +2 | 18-47/21-57 | .383/.368 | 2-9/7-20 | .222/.350 | 23-31/10-17 | .742/.588 | 38/36 | 10/13 | 12/12 | 6/3 | 6/5 | 15/20 |
| MIDDLE TENNESSEE | 23/28 | 41/44 | 64-72 | (8) | 22-49/29-54 | .449/.537 | 5-17/5-13 | .294/.385 | 15-21/9-15 | .714/.600 | 32/29 | 7/13 | 19/13 | 5/3 | 6/10 | 17/19 |
| UALR | 25/32 | 32/30 | 57-62 | (5) | 18-52/21-51 | .346/.412 | 4-14/6-13 | .286/.462 | 17-25/14-21 | .680/.667 | 37/31 | 5/7 | 16/16 | 5/3 | 3/6 | 17/18 |
| Louisiana | 37/45 | 37/60 | 74-105 | (31) | 27-55/38-71 | .491/.535 | 3-8/11-22 | .375/.500 | 17-26/18-23 | .654/.783 | 27/38 | 9/19 | 18/10 | 7/1 | 5/10 | 17/17 |
| Arkansas State | 36/28 | 23/31 | 66-75 | (9) | 23-63/22-64 | .365/.344 | 7-18/8-28 | .389/.286 | 13-23/23-35 | .565/.657 | 42/44 | 7/11 | 12/7 | 2/4 | 5/7 | 27/16 |
| WESTERN KENTUCKY | 24/27 | 35/43 | 59-70 | (11) | 20-59/27-60 | .339/.450 | 4-17/7-17 | .235/.412 | 15-23/9-13 | .652/.692 | 39/38 | 6/12 | 12/12 | 1/6 | 3/4 | 17/16 |
| FIU | 41/35 | 36/32 | 77-67 | +10 | 24-32/22-51 | .750/.431 | 2-4/6-15 | .500/.400 | 27-32/17-20 | .844/.850 | 28/14 | 13/5 | 21/11 | 7/0 | 4/9 | 16/20 |
| ULM | 42/33 | 31/52 | 73-85 | (12) | 26-55/31-55 | .473/.564 | 4-10/9-16 | .400/.563 | 17-21/14-28 | .810/.500 | 31/29 | 15/19 | 16/9 | 10/2 | 2/6 | 21/16 |

Note: Game totals are displayed in the format TEAM/OPPONENT for each category

2012-13 STAT EXTRAS

NORTH TEXAS

OPPONENTS

| | Pts | Pts | 2nd | Fast | Bench |
|------------------------------|--------------|---------------|---------------|--------------|-------------|
| | <u>Paint</u> | <u>Off TO</u> | <u>Chance</u> | <u>Break</u> | <u>Pts</u> |
| Creighton..... | 32 | 11 | 14 | 8 | 7 |
| Alabama-Huntsville | 28 | 14 | 22 | 8 | 8 |
| Lamar | 40 | 24 | 11 | 14 | 17 |
| Cameron | 32 | 13 | 12 | 8 | 26 |
| IUPUI | 44 | 20 | 18 | 20 | 16 |
| Virginia | 30 | 21 | 17 | 11 | 14 |
| UT Arlington..... | 20 | 14 | 13 | 10 | 14 |
| Louisiana | 28 | 24 | 5 | 10 | 18 |
| Saint Louis | 20 | 11 | 7 | 4 | 10 |
| Jackson State | 44 | 9 | 17 | 10 | 21 |
| Southeastern Louisiana | 22 | 16 | 14 | 4 | 11 |
| Lehigh | 42 | 13 | 25 | 6 | 48 |
| Western Kentucky | 26 | 11 | 16 | 10 | 29 |
| Middle Tennessee | 22 | 13 | 13 | 0 | 11 |
| Troy | 44 | 11 | 14 | 14 | 19 |
| ULM | 26 | 17 | 5 | 2 | 5 |
| UALR | 16 | 14 | 13 | 4 | 2 |
| South Alabama | 18 | 14 | 10 | 8 | 4 |
| FIU..... | 18 | 16 | 6 | 4 | 14 |
| Florida Atlantic..... | 26 | 11 | 5 | 4 | 1 |
| Middle Tennessee..... | 28 | 10 | 7 | 10 | 1 |
| UALR | 20 | 15 | 12 | 8 | 0 |
| Louisiana | 40 | 9 | 13 | 16 | 24 |
| Arkansas State | 18 | 5 | 6 | 0 | 12 |
| Western Kentucky | 28 | 8 | 13 | 8 | 1 |
| FIU..... | 30 | 11 | 5 | 4 | 15 |
| ULM | 34 | 14 | 13 | 4 | 12 |
| Averages..... | 28.7 | 13.7 | 12.1 | 7.7 | 13.3 |

| Pts | Pts | 2nd | Fast | Bench |
|------------------|---------------|---------------|--------------|-------------|
| <u>Paint</u> | <u>Off TO</u> | <u>Chance</u> | <u>Break</u> | <u>Pts</u> |
| 30..... | 11 | 8 | 5 | 20 |
| 20..... | 7 | 21 | 6 | 26 |
| 32..... | 18 | 14 | 10 | 26 |
| 16..... | 9 | 7 | 7 | 34 |
| 34..... | 17 | 23 | 4 | 35 |
| 28..... | 18 | 6 | 7 | 32 |
| 36..... | 15 | 9 | 18 | 33 |
| 26..... | 21 | 14 | 0 | 6 |
| 18..... | 13 | 10 | 5 | 28 |
| 10..... | 12 | 2 | 3 | 30 |
| 18..... | 5 | 4 | 6 | 15 |
| 40..... | 20 | 16 | 13 | 14 |
| 20..... | 10 | 11 | 7 | 10 |
| 38..... | 14 | 15 | 6 | 33 |
| 26..... | 11 | 22 | 0 | 35 |
| 24..... | 14 | 4 | 6 | 26 |
| 30..... | 25 | 15 | 6 | 28 |
| 16..... | 12 | 19 | 0 | 13 |
| 34..... | 33 | 13 | 6 | 13 |
| 22..... | 14 | 3 | 0 | 21 |
| 30..... | 20 | 6 | 9 | 25 |
| 20..... | 11 | 4 | 6 | 24 |
| 50..... | 22 | 20 | 12 | 33 |
| 16..... | 6 | 7 | 2 | 26 |
| 32..... | 9 | 12 | 4 | 19 |
| 24..... | 15 | 4 | 2 | 18 |
| 40..... | 18 | 12 | 2 | 10 |
| 27.0..... | 14.8 | 11.1 | 5.6 | 23.4 |

2007, 2010 SUN BELT CONFERENCE CHAMPIONS

9-18, 4-12 SUN BELT WEST

1 NORTH TEXAS 51 at #16 CREIGHTON 71
CenturyLink Center • Omaha, Neb. • 11/9/12

| Mean Green (0-1) | FG-A | 3G-A | FT-A | O | D | T | PF | Pts | A | TO | B | S | Min. | | | | |
|-----------------------|------|------|------|---|----|---|----|-----|----|----|----|----|------|----|----|----|-----|
| 13 Mitchell, Tony | f .8 | 15 | 2 | 5 | 0 | 0 | 2 | 5 | 7 | 4 | 18 | 0 | 1 | 2 | 30 | | |
| 03 Williams, Alzee | g .3 | 14 | 0 | 0 | 3 | 4 | 2 | 1 | 3 | 1 | 9 | 1 | 0 | 0 | 29 | | |
| 05 Jones, Chris | g .0 | 4 | 0 | 1 | 0 | 0 | 1 | 3 | 4 | 4 | 0 | 3 | 2 | 0 | 21 | | |
| 23 Williams, Jordan | g .4 | 14 | 0 | 5 | 1 | 3 | 4 | 1 | 5 | 3 | 9 | 1 | 5 | 0 | 30 | | |
| 32 Franklin, Roger | g .4 | 8 | 0 | 1 | 0 | 0 | 1 | 4 | 5 | 2 | 8 | 1 | 0 | 0 | 1 | 22 | |
| 01 Holmen, Jacob | g .1 | 3 | 0 | 0 | 0 | 0 | 0 | 2 | 2 | 0 | 2 | 0 | 0 | 0 | 12 | | |
| 02 Walton, Brandon | g .0 | 0 | 0 | 0 | 0 | 0 | 0 | 0 | 0 | 0 | 0 | 0 | 0 | 0 | 1 | | |
| 04 Hardwick, P.J. | g .1 | 5 | 0 | 1 | 1 | 2 | 1 | 1 | 2 | 2 | 3 | 3 | 0 | 0 | 1 | 21 | |
| 10 Mitchell, Austin | g .0 | 1 | 0 | 0 | 0 | 0 | 1 | 0 | 1 | 0 | 0 | 0 | 0 | 0 | 1 | 1 | |
| 22 Overlander, Clarke | g .4 | 8 | 0 | 1 | 0 | 0 | 0 | 0 | 0 | 0 | 0 | 0 | 2 | 2 | 0 | 15 | |
| 25 Stojilkovic, Niko | g .0 | 0 | 0 | 0 | 0 | 0 | 0 | 0 | 0 | 0 | 0 | 0 | 0 | 0 | 6 | | |
| 44 Coleman, Keith | g .1 | 2 | 0 | 0 | 0 | 1 | 2 | 3 | 5 | 2 | 2 | 0 | 2 | 0 | 1 | 12 | |
| TEAM | | | | | | | | 4 | 4 | | | | | | | | |
| Totals | | 22 | 69 | 2 | 16 | 5 | 10 | 18 | 20 | 38 | 20 | 51 | 11 | 12 | 2 | 6 | 200 |

| Creighton (1-0) | FG-A | 3G-A | FT-A | O | D | T | PF | Pts | A | TO | B | S | Min. | | | | |
|------------------------|------|------|------|---|----|----|----|-----|----|----|----|----|------|----|---|----|-----|
| 03 McDermott, Doug | f .6 | 11 | 1 | 3 | 8 | 8 | 2 | 9 | 11 | 1 | 21 | 2 | 2 | 0 | 0 | 31 | |
| 00 Echenique, Gregory | c .3 | 4 | 0 | 0 | 1 | 2 | 1 | 2 | 3 | 3 | 7 | 2 | 0 | 2 | 1 | 22 | |
| 01 Chatman, Austin | g .4 | 7 | 1 | 3 | 2 | 2 | 0 | 1 | 1 | 1 | 11 | 2 | 4 | 0 | 0 | 27 | |
| 10 Gibbs, Grant | g .2 | 2 | 0 | 0 | 2 | 2 | 1 | 3 | 4 | 2 | 6 | 4 | 0 | 1 | 2 | 31 | |
| 12 Manigat, Jahenns | g .2 | 7 | 0 | 4 | 2 | 2 | 0 | 2 | 2 | 1 | 6 | 2 | 1 | 0 | 0 | 23 | |
| 02 Stormberg, Taylor | g .0 | 0 | 0 | 0 | 0 | 0 | 0 | 0 | 0 | 0 | 0 | 0 | 0 | 0 | 0 | 1 | |
| 05 Jones, Josh | g .0 | 2 | 0 | 2 | 0 | 0 | 0 | 2 | 2 | 0 | 0 | 1 | 1 | 0 | 0 | 13 | |
| 11 Yates, Andre | g .1 | 4 | 0 | 0 | 1 | 2 | 0 | 1 | 1 | 2 | 3 | 1 | 4 | 0 | 0 | 13 | |
| 22 Dingman, Avery | g .4 | 5 | 2 | 3 | 0 | 0 | 1 | 0 | 1 | 1 | 10 | 0 | 0 | 0 | 0 | 11 | |
| 23 Groselle, Geoffrey | g .0 | 1 | 0 | 0 | 1 | 2 | 0 | 0 | 0 | 0 | 1 | 0 | 0 | 0 | 0 | 2 | |
| 30 Kelling, Joe | g .0 | 0 | 0 | 0 | 0 | 0 | 0 | 0 | 0 | 0 | 0 | 0 | 0 | 0 | 0 | 1 | |
| 31 Artino, Will | g .1 | 2 | 0 | 0 | 0 | 0 | 0 | 3 | 3 | 1 | 2 | 0 | 1 | 0 | 1 | 10 | |
| 34 Wragge, Ethan | g .1 | 3 | 1 | 3 | 1 | 2 | 0 | 7 | 7 | 0 | 4 | 0 | 0 | 3 | 0 | 13 | |
| 40 Olsen, Alex | g .0 | 0 | 0 | 0 | 0 | 0 | 0 | 1 | 1 | 0 | 0 | 0 | 0 | 0 | 0 | 1 | |
| 50 Oginni, Mogboluwaga | g .0 | 0 | 0 | 0 | 0 | 0 | 0 | 0 | 0 | 0 | 0 | 0 | 0 | 0 | 0 | 1 | |
| TEAM | | | | | | | | 2 | 1 | 3 | | | | | | | |
| Totals | | 24 | 48 | 5 | 18 | 18 | 22 | 7 | 32 | 39 | 12 | 71 | 14 | 13 | 6 | 4 | 200 |

| | 1st | 2nd | Tot | FG% | 3FG% | FT% | Paint | Off/To | 2nd | FB | Bench |
|-------------|-----|-----|-----|------|------|------|-------|--------|-----|----|-------|
| North Texas | 25 | 26 | 51 | 31.9 | 12.5 | 50.0 | 32 | 11 | 14 | 8 | 7 |
| Creighton | 39 | 32 | 71 | 50.0 | 27.8 | 81.8 | 30 | 11 | 8 | 5 | 20 |

Officials: Zelton Steed, Larry Spaulding, Randy Heimerman
Attendance: 17,139

2 NORTH TEXAS 75 vs ALABAMA-HUNTSVILLE 78
NIT Season Tip-Off • Manhattan, KS • 11/12/12

| Mean Green (0-2) | FG-A | 3G-A | FT-A | O | D | T | PF | Pts | A | TO | B | S | Min. | | | | |
|-----------------------|------|------|------|---|----|----|----|-----|----|----|----|----|------|----|---|----|-----|
| 13 Mitchell, Tony | f .2 | 4 | 1 | 1 | 5 | 6 | 2 | 9 | 11 | 5 | 10 | 1 | 3 | 3 | 0 | 31 | |
| 32 Franklin, Roger | f .7 | 12 | 0 | 0 | 2 | 2 | 4 | 5 | 9 | 4 | 16 | 1 | 1 | 0 | 1 | 31 | |
| 03 Williams, Alzee | g .1 | 6 | 0 | 0 | 0 | 2 | 1 | 2 | 3 | 0 | 2 | 3 | 0 | 0 | 1 | 32 | |
| 05 Jones, Chris | g .3 | 15 | 0 | 2 | 7 | 12 | 1 | 2 | 3 | 3 | 13 | 7 | 3 | 0 | 1 | 26 | |
| 23 Williams, Jordan | g .8 | 16 | 3 | 8 | 7 | 7 | 3 | 1 | 4 | 4 | 26 | 1 | 2 | 2 | 2 | 36 | |
| 01 Holmen, Jacob | g .1 | 5 | 0 | 0 | 2 | 2 | 2 | 1 | 3 | 0 | 4 | 0 | 0 | 0 | 1 | 12 | |
| 04 Hardwick, P.J. | g .1 | 1 | 0 | 0 | 0 | 0 | 1 | 2 | 3 | 2 | 2 | 3 | 1 | 0 | 0 | 13 | |
| 22 Overlander, Clarke | g .0 | 3 | 0 | 2 | 0 | 0 | 0 | 0 | 0 | 0 | 1 | 0 | 0 | 0 | 0 | 10 | |
| 25 Stojilkovic, Niko | g .0 | 0 | 0 | 0 | 0 | 0 | 0 | 0 | 0 | 0 | 0 | 0 | 0 | 0 | 0 | 1 | |
| 44 Coleman, Keith | g .0 | 2 | 0 | 0 | 2 | 2 | 1 | 2 | 3 | 2 | 2 | 0 | 0 | 0 | 0 | 8 | |
| TEAM | | | | | | | | 1 | 1 | | | | | | | | |
| Totals | | 23 | 64 | 4 | 13 | 25 | 33 | 15 | 25 | 40 | 21 | 75 | 16 | 10 | 5 | 6 | 200 |

| Chargers (2-0) | FG-A | 3G-A | FT-A | O | D | T | PF | Pts | A | TO | B | S | Min. | | | | |
|--------------------|------|------|------|----|----|----|----|-----|----|----|----|----|------|----|---|----|-----|
| 21 Campbell, Zane | f .3 | 10 | 1 | 4 | 2 | 2 | 1 | 7 | 8 | 3 | 9 | 1 | 1 | 1 | 1 | 35 | |
| 41 Blasi, Conner | f .2 | 5 | 0 | 0 | 2 | 5 | 1 | 3 | 4 | 5 | 6 | 2 | 1 | 0 | 0 | 14 | |
| 14 Smith, Jaime | g .4 | 11 | 4 | 7 | 6 | 6 | 2 | 2 | 4 | 4 | 18 | 8 | 7 | 0 | 1 | 33 | |
| 25 Baldwin, Xavier | g .3 | 8 | 1 | 2 | 4 | 4 | 2 | 5 | 7 | 1 | 11 | 2 | 3 | 0 | 1 | 36 | |
| 33 Mack, Ronnie | g .3 | 7 | 2 | 4 | 0 | 0 | 0 | 3 | 3 | 3 | 8 | 2 | 0 | 0 | 2 | 27 | |
| 11 Donovan, Andrew | g .1 | 2 | 0 | 1 | 0 | 0 | 3 | 2 | 5 | 3 | 2 | 3 | 1 | 0 | 0 | 16 | |
| 12 Gardner, Greg | g .0 | 1 | 0 | 0 | 0 | 0 | 1 | 2 | 0 | 0 | 1 | 0 | 0 | 0 | 0 | 9 | |
| 32 Dedrick, Wayne | g .7 | 15 | 4 | 9 | 3 | 4 | 1 | 5 | 6 | 3 | 21 | 0 | 1 | 0 | 1 | 23 | |
| 54 Carr, Will | g .1 | 2 | 0 | 0 | 1 | 2 | 1 | 1 | 2 | 2 | 3 | 0 | 2 | 0 | 0 | 7 | |
| TEAM | | | | | | | | 2 | 2 | 4 | | | | | | | |
| Totals | | 24 | 61 | 12 | 27 | 18 | 23 | 14 | 31 | 45 | 24 | 78 | 19 | 16 | 1 | 6 | 200 |

| | 1st | 2nd | Tot | FG% | 3FG% | FT% | Paint | Off/To | 2nd | FB | Bench |
|-------------|-----|-----|-----|------|------|------|-------|--------|-----|----|-------|
| North Texas | 37 | 38 | 75 | 35.9 | 30.8 | 75.8 | 28 | 14 | 22 | 8 | 8 |
| Chargers | 41 | 37 | 78 | 39.3 | 44.4 | 78.3 | 20 | 7 | 21 | 6 | 26 |

Officials: Brad Ferrie, Winston Stith, Ryan McDaniel
Attendance: 12,068

3 NORTH TEXAS 74 vs LAMAR 59
NIT Season Tip-Off • Manhattan, KS • 11/13/12

| Mean Green (1-2) | FG-A | 3G-A | FT-A | O | D | T | PF | Pts | A | TO | B | S | Min. | | | | |
|-----------------------|------|------|------|---|----|----|----|-----|----|----|----|----|------|----|---|----|-----|
| 13 Mitchell, Tony | f .6 | 16 | 2 | 3 | 4 | 8 | 3 | 7 | 10 | 2 | 18 | 0 | 1 | 2 | 3 | 38 | |
| 03 Williams, Alzee | g .6 | 11 | 0 | 0 | 5 | 7 | 2 | 3 | 5 | 0 | 17 | 2 | 0 | 0 | 0 | 27 | |
| 05 Jones, Chris | g .7 | 9 | 0 | 0 | 1 | 1 | 0 | 2 | 2 | 1 | 15 | 7 | 3 | 0 | 1 | 29 | |
| 23 Williams, Jordan | g .2 | 7 | 0 | 2 | 2 | 2 | 1 | 1 | 2 | 2 | 6 | 3 | 2 | 0 | 2 | 18 | |
| 32 Franklin, Roger | g .0 | 1 | 0 | 0 | 1 | 2 | 0 | 1 | 1 | 1 | 2 | 1 | 0 | 1 | 0 | 16 | |
| 01 Holmen, Jacob | g .5 | 7 | 0 | 0 | 0 | 0 | 2 | 0 | 2 | 2 | 10 | 0 | 2 | 0 | 0 | 15 | |
| 04 Hardwick, P.J. | g .1 | 2 | 0 | 0 | 0 | 0 | 1 | 0 | 1 | 2 | 2 | 4 | 3 | 0 | 0 | 16 | |
| 10 Mitchell, Austin | g .0 | 0 | 0 | 0 | 0 | 0 | 0 | 0 | 0 | 0 | 0 | 0 | 0 | 0 | 1 | 1 | |
| 11 Patton, Justin | g .0 | 0 | 0 | 0 | 0 | 0 | 0 | 0 | 0 | 0 | 0 | 0 | 0 | 0 | 0 | 1 | |
| 22 Overlander, Clarke | g .1 | 5 | 1 | 5 | 0 | 0 | 0 | 1 | 1 | 2 | 3 | 1 | 0 | 0 | 0 | 2 | 13 |
| 25 Stojilkovic, Niko | g .0 | 1 | 0 | 0 | 0 | 0 | 0 | 1 | 1 | 0 | 0 | 1 | 0 | 0 | 1 | 7 | |
| 44 Coleman, Keith | g .1 | 5 | 0 | 0 | 0 | 1 | 1 | 6 | 7 | 1 | 2 | 1 | 3 | 1 | 1 | 19 | |
| TEAM | | | | | | | | 3 | 3 | 6 | | | | | | | |
| Totals | | 29 | 64 | 3 | 10 | 13 | 21 | 13 | 25 | 38 | 14 | 74 | 19 | 15 | 3 | 11 | 200 |

| Lamar (0-2) | FG-A | 3G-A | FT-A | O | D | T | PF | Pts | A | TO | B | S | Min. | | | | |
|----------------------|------|------|------|---|---|---|----|-----|----|----|----|----|------|----|---|----|-----|
| 10 Mitchell, Rhon | f .6 | 12 | 0 | 1 | 1 | 4 | 0 | 6 | 6 | 3 | 13 | 0 | 6 | 1 | 1 | 34 | |
| 34 Wilson, Amos | f .1 | 6 | 0 | 0 | 0 | 1 | 1 | 3 | 4 | 3 | 2 | 0 | 1 | 0 | 4 | 31 | |
| 35 Brown, Stan | f .1 | 7 | 0 | 0 | 2 | 3 | 3 | 4 | 7 | 2 | 4 | 1 | 1 | 0 | 0 | 19 | |
| 01 Blanks, Keilan | g .2 | 2 | 0 | 0 | 0 | 0 | 0 | 0 | 0 | 0 | 4 | 0 | 0 | 0 | 0 | 3 | |
| 22 Minor, Donley | g .4 | 8 | 1 | 3 | 1 | 2 | 1 | 3 | 4 | 2 | 10 | 3 | 7 | 0 | 0 | 30 | |
| 02 Acosta, Nikko | g .1 | 1 | 0 | 0 | 0 | 0 | 1 | 0 | 1 | 1 | 2 | 0 | 0 | 1 | 0 | 8 | |
| 03 Minton, Donnell | g .6 | 13 | 0 | 0 | 3 | 3 | 1 | 4 | 5 | 1 | 15 | 3 | 4 | 2 | 1 | 37 | |
| 04 Hancock, Matt | g .0 | 2 | 0 | 0 | 0 | 0 | 1 | 0 | 1 | 0 | 0 | 0 | 0 | 0 | 0 | 4 | |
| 05 Webb, Hondo | g .1 | 3 | 0 | 2 | 0 | 0 | 0 | 2 | 2 | 2 | 2 | 1 | 1 | 0 | 1 | 13 | |
| 33 Ebonwonyi, Osas | g .1 | 2 | 0 | 0 | 1 | 2 | 1 | 1 | 2 | 1 | 3 | 0 | 1 | 0 | 0 | 7 | |
| 50 Norman, Sebastian | g .2 | 4 | 0 | 0 | 0 | 0 | 3 | 2 | 5 | 3 | 4 | 0 | 1 | 1 | 1 | 14 | |
| TEAM | | | | | | | | 1 | 1 | | | | | | | | |
| Totals | | 25 | 60 | 1 | 6 | 8 | 15 | 12 | 26 | 38 | 18 | 59 | 8 | 23 | 4 | 8 | 200 |

| | 1st | 2nd | Tot | FG% | 3FG% | FT% | Paint | Off/To | 2nd | FB | Bench |
|-------------|-----|-----|-----|------|------|------|-------|--------|-----|----|-------|
| North Texas | 36 | 38 | 74 | 45.3 | 30.0 | 61.9 | 40 | 24 | 11 | 14 | 17 |
| Lamar | 30 | 29 | 59 | 41.7 | 16.7 | 53.3 | 32 | 18 | 14 | 10 | 26 |

Officials: Eric Curry, K.C. Ely, Johnny Wilkins
Attendance: 12,006

4 NORTH TEXAS 78 vs CAMERON 49
The Super Pit • Denton, Texas • 11/16/12

| Mean Green (2-2) | FG-A | 3G-A | FT-A | O | D | T | PF | Pts | A | TO | B | S | Min. | | | |
|---------------------|--------|------|------|---|---|---|----|-----|---|----|----|---|------|---|---|----|
| 13 Mitchell, Tony | f .3 | 5 | 1 | 2 | 4 | 6 | 2 | 5 | 7 | 0 | 11 | 3 | 0 | 0 | 1 | 20 |
| 32 Franklin, Roger | f .1 | 3 | 0 | 0 | 0 | 0 | 2 | 4 | 6 | 4 | 2 | 1 | 2 | 0 | 0 | 18 |
| 03 Williams, Alzee | g .6 | 7 | 0 | 0 | 0 | 0 | 0 | 2 | 2 | 1 | 12 | 1 | 1 | 1 | 0 | 22 |
| 05 Jones, Chris | g .8 | 9 | 0 | 0 | 0 | 1 | 0 | 5 | 5 | 2 | 16 | 7 | 2 | 0 | 1 | 24 |
| 23 Williams, Jordan | g .4 | 12 | 1 | 5 | 2 | 3 | 1 | 1 | 2 | 1 | 11 | 0 | 2 | 3 | 0 | 25 |
| 01 Holmen, Jacob | g .5</ | | | | | | | | | | | | | | | |

2007, 2010 SUN BELT CONFERENCE CHAMPIONS

9-18, 4-12 SUN BELT WEST

5 NORTH TEXAS 80 vs IUPUI 66
NIT Season Tip-Off • Charlottesville, Va. • 11/19/12

| Mean Green (3-2) | FG-A | 3G-A | FT-A | O | D | T | PF | Pts | A | TO | B | S | Min. | | | | |
|-----------------------|------|------|------|---|----|---|----|-----|----|----|----|----|------|----|---|---|-----|
| 13 Mitchell, Tony | f | 10 | 18 | 1 | 5 | 0 | 0 | 3 | 6 | 9 | 2 | 21 | 2 | 1 | 4 | 3 | 32 |
| 32 Franklin, Roger | f | 6 | 8 | 0 | 0 | 1 | 2 | 3 | 7 | 10 | 2 | 13 | 1 | 0 | 1 | 0 | 24 |
| 03 Williams, Alzee | g | 3 | 11 | 0 | 0 | 2 | 4 | 1 | 3 | 4 | 1 | 8 | 4 | 0 | 0 | 0 | 33 |
| 05 Jones, Chris | g | 4 | 6 | 1 | 1 | 0 | 0 | 0 | 3 | 3 | 2 | 9 | 8 | 5 | 0 | 2 | 29 |
| 14 Williams, Jordan | g | 4 | 8 | 3 | 3 | 2 | 3 | 2 | 3 | 5 | 3 | 13 | 1 | 3 | 0 | 0 | 28 |
| 01 Holmen, Jacob | g | 5 | 9 | 2 | 4 | 0 | 0 | 2 | 2 | 4 | 2 | 12 | 0 | 0 | 0 | 0 | 19 |
| 04 Hardwick, P.J. | g | 1 | 1 | 0 | 0 | 0 | 0 | 0 | 1 | 1 | 0 | 0 | 2 | 1 | 1 | 0 | 14 |
| 10 Mitchell, Austin | g | 0 | 0 | 0 | 0 | 0 | 0 | 0 | 0 | 0 | 0 | 0 | 0 | 0 | 0 | 0 | 1 |
| 11 Patton, Justin | g | 0 | 4 | 0 | 0 | 0 | 0 | 1 | 2 | 3 | 2 | 0 | 1 | 0 | 0 | 0 | 10 |
| 22 Overlander, Clarke | g | 0 | 0 | 0 | 0 | 0 | 0 | 0 | 0 | 0 | 0 | 0 | 0 | 0 | 0 | 0 | 2 |
| 25 Stojilkovic, Niko | g | 1 | 3 | 0 | 0 | 0 | 0 | 2 | 0 | 2 | 0 | 2 | 0 | 0 | 0 | 0 | 5 |
| 44 Coleman, Keith | g | 0 | 1 | 0 | 0 | 0 | 0 | 0 | 0 | 0 | 0 | 2 | 0 | 0 | 0 | 0 | 3 |
| TEAM | | | | | | | | 2 | 2 | | | | | | | 1 | |
| Totals | | 34 | 69 | 7 | 13 | 5 | 9 | 16 | 27 | 43 | 18 | 80 | 19 | 11 | 5 | 6 | 200 |

| IUPUI (2-3) | FG-A | 3G-A | FT-A | O | D | T | PF | Pts | A | TO | B | S | Min. | | | | |
|-------------------------|------|------|------|---|----|----|----|-----|----|----|----|----|------|----|---|---|-----|
| 30 Gibbs, Donovan | f | 3 | 9 | 0 | 1 | 1 | 1 | 2 | 6 | 8 | 2 | 7 | 0 | 2 | 0 | 0 | 32 |
| 42 Patton, Mitchell | f | 6 | 11 | 0 | 0 | 0 | 1 | 2 | 4 | 6 | 2 | 12 | 0 | 2 | 2 | 1 | 23 |
| 12 Rice, Greg | g | 0 | 4 | 0 | 0 | 0 | 0 | 0 | 0 | 0 | 2 | 0 | 0 | 1 | 0 | 1 | 13 |
| 20 Esposito, Sean | g | 0 | 3 | 0 | 2 | 0 | 0 | 0 | 1 | 1 | 1 | 0 | 0 | 1 | 1 | 1 | 16 |
| 25 Hart, John | g | 4 | 14 | 1 | 6 | 3 | 4 | 2 | 2 | 4 | 1 | 12 | 4 | 1 | 0 | 4 | 34 |
| 01 Gaines, Lyonell | g | 7 | 9 | 0 | 0 | 3 | 4 | 8 | 4 | 12 | 0 | 17 | 2 | 1 | 0 | 0 | 22 |
| 10 Shanklin, Jordan | g | 1 | 5 | 1 | 4 | 3 | 4 | 0 | 1 | 1 | 1 | 6 | 2 | 0 | 0 | 1 | 28 |
| 11 Loepker, Cameron | g | 0 | 0 | 0 | 0 | 0 | 0 | 0 | 1 | 1 | 1 | 0 | 0 | 1 | 0 | 0 | 3 |
| 22 Barksdale, Marcellus | g | 0 | 1 | 0 | 0 | 0 | 1 | 0 | 1 | 1 | 2 | 0 | 1 | 0 | 1 | 0 | 12 |
| 23 Hubert, Pj | g | 3 | 8 | 3 | 8 | 3 | 4 | 0 | 1 | 1 | 1 | 12 | 1 | 2 | 0 | 0 | 17 |
| TEAM | | | | | | | | 2 | 2 | | | | | | | 1 | |
| Totals | | 24 | 64 | 5 | 21 | 13 | 19 | 16 | 21 | 37 | 13 | 66 | 10 | 11 | 4 | 8 | 200 |

| | 1st | 2nd | Tot | FG% | 3FG% | FT% | Paint | Off/To | 2nd | FB | Bench |
|-------------|-----|-----|-----|------|------|------|-------|--------|-----|----|-------|
| North Texas | 41 | 39 | 80 | 49.3 | 53.8 | 55.6 | 44 | 20 | 18 | 20 | 16 |
| IUPUI | 31 | 35 | 66 | 37.5 | 23.8 | 68.4 | 34 | 17 | 23 | 4 | 35 |

Officials: Tim Clougherty (R), Tony Dawkins, Clarence Armstrong
Attendance: 1,444

6 NORTH TEXAS 64 at VIRGINIA 80
NIT Season Tip-Off • Charlottesville, Va. • 11/20/12

| Mean Green (3-3) | FG-A | 3G-A | FT-A | O | D | T | PF | Pts | A | TO | B | S | Min. | | | | |
|-----------------------|------|------|------|---|----|----|----|-----|----|----|----|----|------|----|---|---|-----|
| 13 Mitchell, Tony | f | 4 | 8 | 1 | 5 | 7 | 9 | 4 | 5 | 9 | 3 | 16 | 0 | 3 | 3 | 1 | 34 |
| 32 Franklin, Roger | f | 1 | 5 | 0 | 0 | 3 | 4 | 4 | 2 | 6 | 2 | 5 | 1 | 2 | 2 | 1 | 21 |
| 03 Williams, Alzee | g | 4 | 11 | 0 | 0 | 3 | 5 | 1 | 0 | 1 | 2 | 11 | 0 | 1 | 0 | 2 | 33 |
| 05 Jones, Chris | g | 3 | 8 | 0 | 2 | 0 | 0 | 2 | 1 | 3 | 4 | 6 | 2 | 1 | 0 | 1 | 23 |
| 23 Williams, Jordan | g | 4 | 15 | 0 | 6 | 4 | 5 | 2 | 0 | 2 | 4 | 12 | 0 | 4 | 0 | 0 | 28 |
| 01 Holmen, Jacob | g | 1 | 5 | 0 | 2 | 2 | 2 | 2 | 3 | 5 | 2 | 4 | 0 | 0 | 0 | 0 | 15 |
| 04 Hardwick, P.J. | g | 0 | 0 | 0 | 0 | 0 | 1 | 0 | 1 | 1 | 2 | 0 | 2 | 1 | 0 | 0 | 20 |
| 10 Mitchell, Austin | g | 0 | 0 | 0 | 0 | 0 | 0 | 0 | 0 | 0 | 0 | 0 | 0 | 0 | 0 | 0 | 1 |
| 11 Patton, Justin | g | 1 | 2 | 1 | 2 | 0 | 0 | 0 | 0 | 0 | 0 | 3 | 0 | 0 | 0 | 1 | 6 |
| 22 Overlander, Clarke | g | 1 | 2 | 1 | 2 | 0 | 0 | 0 | 0 | 0 | 0 | 0 | 3 | 0 | 0 | 1 | 8 |
| 25 Stojilkovic, Niko | g | 0 | 0 | 0 | 0 | 0 | 0 | 0 | 0 | 0 | 1 | 0 | 0 | 1 | 0 | 0 | 4 |
| 44 Coleman, Keith | g | 2 | 2 | 0 | 0 | 0 | 0 | 1 | 0 | 1 | 1 | 4 | 0 | 1 | 0 | 0 | 7 |
| TEAM | | | | | | | | 5 | 1 | 6 | | | | | | 1 | |
| Totals | | 21 | 58 | 3 | 19 | 19 | 26 | 21 | 13 | 34 | 21 | 64 | 5 | 14 | 5 | 7 | 200 |

| Virginia (4-2) | FG-A | 3G-A | FT-A | O | D | T | PF | Pts | A | TO | B | S | Min. | | | | |
|---------------------|------|------|------|---|----|----|----|-----|----|----|----|----|------|----|---|---|-----|
| 25 Mitchell, Akil | f | 3 | 5 | 0 | 0 | 2 | 3 | 0 | 4 | 4 | 4 | 8 | 1 | 4 | 0 | 0 | 24 |
| 32 Atkins, Darion | f | 5 | 10 | 0 | 0 | 0 | 0 | 5 | 4 | 9 | 3 | 10 | 1 | 1 | 2 | 1 | 31 |
| 02 Jesperson, Paul | g | 2 | 2 | 1 | 1 | 0 | 0 | 0 | 1 | 1 | 3 | 5 | 2 | 3 | 1 | 1 | 24 |
| 05 Jones, Teven | g | 3 | 6 | 1 | 2 | 6 | 7 | 0 | 1 | 1 | 3 | 13 | 4 | 3 | 0 | 1 | 31 |
| 12 Harris, Joe | g | 3 | 6 | 3 | 4 | 3 | 4 | 0 | 2 | 2 | 3 | 12 | 2 | 1 | 1 | 0 | 21 |
| 04 Barmette, Taylor | g | 0 | 0 | 0 | 0 | 0 | 0 | 0 | 0 | 0 | 0 | 0 | 0 | 0 | 0 | 0 | 8 |
| 10 Tobey, Mike | g | 2 | 2 | 0 | 0 | 1 | 2 | 0 | 0 | 0 | 0 | 5 | 1 | 0 | 0 | 0 | 9 |
| 11 Nolte, Evan | g | 5 | 5 | 3 | 3 | 0 | 0 | 0 | 4 | 4 | 2 | 13 | 3 | 3 | 0 | 1 | 29 |
| 23 Anderson, Justin | g | 4 | 10 | 0 | 1 | 6 | 8 | 3 | 1 | 4 | 2 | 14 | 4 | 0 | 1 | 3 | 23 |
| TEAM | | | | | | | | 1 | 2 | 3 | | | | | | 1 | |
| Totals | | 27 | 46 | 8 | 11 | 18 | 24 | 9 | 19 | 28 | 20 | 80 | 18 | 15 | 5 | 7 | 200 |

| | 1st | 2nd | Tot | FG% | 3FG% | FT% | Paint | Off/To | 2nd | FB | Bench |
|-------------|-----|-----|-----|------|------|------|-------|--------|-----|----|-------|
| North Texas | 22 | 42 | 64 | 36.2 | 15.8 | 73.1 | 30 | 21 | 17 | 11 | 14 |
| Virginia | 42 | 38 | 80 | 58.7 | 72.7 | 75.0 | 28 | 18 | 6 | 7 | 32 |

Officials: Brian Shey (R), Alvin Cox, Evon Burroughs
Attendance: 1,744

7 NORTH TEXAS 59 vs UT ARLINGTON 72
The Super Pit • Denton, Texas • 11/28/12

| Mean Green (3-4) | FG-A | 3G-A | FT-A | O | D | T | PF | Pts | A | TO | B | S | Min. | | | | |
|-----------------------|------|------|------|---|----|----|----|-----|----|----|----|----|------|----|---|----|-----|
| 01 Holmen, Jacob | f | 2 | 8 | 2 | 7 | 0 | 0 | 0 | 5 | 5 | 2 | 6 | 1 | 1 | 1 | 2 | 23 |
| 32 Franklin, Roger | f | 4 | 6 | 1 | 1 | 2 | 5 | 2 | 7 | 9 | 5 | 11 | 1 | 2 | 1 | 2 | 31 |
| 03 Williams, Alzee | g | 4 | 9 | 1 | 2 | 5 | 8 | 1 | 1 | 2 | 3 | 14 | 0 | 2 | 0 | 1 | 37 |
| 05 Jones, Chris | g | 2 | 10 | 0 | 1 | 3 | 4 | 2 | 2 | 4 | 3 | 7 | 5 | 3 | 0 | 6 | 33 |
| 23 Williams, Jordan | g | 2 | 9 | 0 | 4 | 3 | 4 | 1 | 2 | 3 | 2 | 7 | 0 | 4 | 0 | 0 | 26 |
| 04 Hardwick, P.J. | g | 0 | 0 | 0 | 0 | 0 | 0 | 0 | 0 | 0 | 2 | 0 | 0 | 0 | 0 | 2 | 10 |
| 11 Patton, Justin | g | 1 | 1 | 0 | 0 | 0 | 0 | 0 | 0 | 0 | 0 | 2 | 0 | 0 | 0 | 0 | 4 |
| 13 Mitchell, Tony | g | 3 | 13 | 0 | 6 | 6 | 6 | 6 | 3 | 9 | 4 | 12 | 0 | 4 | 4 | 2 | 28 |
| 22 Overlander, Clarke | g | 0 | 1 | 0 | 1 | 0 | 0 | 0 | 0 | 0 | 0 | 0 | 0 | 0 | 0 | 0 | 1 |
| 25 Stojilkovic, Niko | g | 0 | 1 | 0 | 1 | 0 | 1 | 0 | 0 | 0 | 1 | 0 | 0 | 0 | 0 | 0 | 3 |
| 44 Coleman, Keith | g | 0 | 0 | 0 | 0 | 0 | 0 | 0 | 0 | 0 | 1 | 0 | 0 | 0 | 0 | 0 | 4 |
| TEAM | | | | | | | | 4 | 4 | | | | | | | 1 | |
| Totals | | 18 | 58 | 4 | 23 | 19 | 28 | 16 | 20 | 36 | 23 | 59 | 7 | 16 | 6 | 15 | 200 |

| UT Arlington (3-1) | FG-A | 3G-A | FT-A | O | D | T | PF | Pts | A | TO | B | S | Min. | | | | |
|-----------------------|------|------|------|---|---|----|----|-----|----|----|----|----|------|----|---|----|-----|
| 24 Butler, Kevin | f | 1 | 3 | 0 | 0 | 3 | 5 | 1 | 3 | 4 | 4 | 5 | 1 | 1 | 0 | 2 | 13 |
| 33 Gruszecki, Karol | f | 6 | 10 | 3 | 5 | 2 | 3 | 2 | 2 | 4 | 4 | 17 | 1 | 4 | 0 | 1 | 31 |
| 35 Edwards, Brandon | f | 2 | 5 | 0 | 0 | 2 | 2 | 2 | 3 | 5 | 3 | 6 | 0 | 1 | 0 | 0 | 26 |
| 55 Reves, Jordan | f | 2 | 5 | 0 | 0 | 3 | 6 | 1 | 12 | 13 | 1 | 7 | 0 | 4 | 2 | 2 | 33 |
| 02 White-Miller, Shaq | g | 1 | 6 | 1 | 2 | 1 | 2 | 1 | 1 | 2 | 2 | 4 | 3 | 5 | 0 | 1 | 24 |
| 12 Davis, Luke | g | 0 | 0 | 0 | 0 | 0 | 0 | 0 | 0 | 0 | 0 | 0 | 0 | 0 | 0 | 0 | 1 |
| 03 Outler, Jamel | g | 4 | 9 | 1 | 2 | 0 | 0 | 0 | 1 | 1 | 2 | 9 | 2 | 0 | 0 | 0 | 18 |
| 04 Charles, Drew | g | 2 | 4 | 0 | 0 | 3 | 4 | 0 | 3 | 3 | 2 | 7 | 1 | 1 | 0 | 1 | 20 |
| 15 McElvain, Kyle | g | 0 | 0 | 0 | 0 | 0 | 0 | 0 | 0 | 0 | 0 | 0 | 0 | 0 | 0 | 0 | 1 |
| 21 Gaimey, Greg | g | 4 | 8 | 0 | 0 | 3 | 5 | 4 | 0 | 4 | 3 | 11 | 0 | 1 | 0 | 1 | 16 |
| 25 Catlett, Cameron | g | 1 | 1 | 0 | 0 | 2 | 2 | 1 | 0 | 1 | 1 | 4 | 4 | 2 | 0 | 2 | 14 |
| 42 Rodgers, Deon | g | 1 | 1 | 0 | 0 | 0 | 0 | 0 | 0 | 0 | 1 | 2 | 0 | 0 | 0 | 0 | 3 |
| TEAM | | | | | | | | 1 | 5 | 6 | | | | | | 1 | |
| Totals | | 24 | 52 | 5 | 9 | 19 | 29 | 13 | 30 | 43 | 23 | 72 | 12 | 19 | 2 | 10 | 200 |

| | 1st | 2nd | Tot | FG% | 3FG% | FT% | Paint | Off/To | 2nd | FB | Bench |
|--------------|-----|-----|-----|------|------|------|-------|--------|-----|----|-------|
| North Texas | 31 | 28 | 59 | 31.0 | 17.4 | 67.9 | 20 | 14 | 13 | 10 | 14 |
| UT Arlington | 31 | 41 | 72 | 46.2 | 55.6 | 65.5 | 36 | 15 | 9 | 18 | 33 |

Officials: Ray Natili, Bruce Benedict, Paul Sorka
Attendance: 4,832

8 NORTH TEXAS 76 vs LOUISIANA-LAFAYETTE 80
The Super Pit • Denton, Texas • 12/1/12

| Mean Green (3-5, 0-1) | FG-A | 3G-A | FT-A | O | D | T | PF | Pts | A | TO | B | S | Min. | | | | |
|-----------------------|------|------|------|---|---|----|-----|-----|---|----|---|----|------|---|---|---|----|
| 13 Mitchell, Tony | f | 1 | 1 | 0 | 0 | 1 | 2 | 0 | 4 | 4 | 5 | 3 | 0 | 5 | 3 | 1 | 25 |
| 32 Franklin, Roger | f | 6 | 7 | 0 | 0 | 2 | 4 | 4 | 1 | 5 | 3 | 14 | 0 | 6 | 0 | 0 | 34 |
| 03 Williams, Alzee | g | 1 | 9 | 0 | 0 | 5 | 6 | 3 | 1 | 4 | 1 | 7 | 2 | 1 | 0 | 0 | 31 |
| 05 Jones, Chris | g | 6 | 12 | 1 | 2 | 10 | 13 | 3 | 2 | 5 | 3 | 23 | 4 | 2 | 0 | 4 | 34 |
| 23 Williams, Jordan | g | 5 | 12 | 1 | 3 | 0 | 0</ | | | | | | | | | | |

2007, 2010 SUN BELT CONFERENCE CHAMPIONS

9-18, 4-12 SUN BELT WEST

9 NORTH TEXAS 63 at Saint Louis 67
Chaifitz Arena • Saint Louis, Mo. • 12/5/12

| Mean Green (3-6, 0-1) | FG-A | 3G-A | FT-A | O | D | T | PF | Pts | A | TO | B | S | Min. | | | | |
|-----------------------|------|------|------|---|---|----|----|-----|----|----|----|----|------|----|---|---|-----|
| 01 Holmen, Jacob | f | 0 | 4 | 0 | 2 | 0 | 0 | 2 | 2 | 2 | 0 | 0 | 21 | | | | |
| 13 Mitchell, Tony | f | 7 | 12 | 2 | 3 | 2 | 2 | 3 | 5 | 8 | 4 | 18 | 0 | 3 | 0 | 1 | 28 |
| 32 Franklin, Roger | f | 1 | 10 | 0 | 0 | 4 | 4 | 2 | 2 | 4 | 3 | 6 | 1 | 3 | 0 | 0 | 30 |
| 03 Williams, Alzee | g | 3 | 5 | 0 | 0 | 2 | 2 | 0 | 2 | 2 | 1 | 8 | 1 | 0 | 0 | 0 | 35 |
| 05 Jones, Chris | g | 8 | 13 | 1 | 1 | 4 | 5 | 1 | 6 | 7 | 2 | 21 | 7 | 6 | 0 | 3 | 37 |
| 04 Hardwick, P.J. | g | 0 | 0 | 0 | 0 | 2 | 2 | 0 | 0 | 0 | 1 | 2 | 0 | 2 | 0 | 2 | 3 |
| 11 Patton, Justin | g | 0 | 0 | 0 | 0 | 0 | 0 | 0 | 0 | 0 | 2 | 0 | 1 | 0 | 0 | 0 | 2 |
| 22 Overlander, Clarke | g | 0 | 0 | 0 | 0 | 0 | 0 | 0 | 0 | 0 | 0 | 0 | 0 | 0 | 0 | 0 | 3 |
| 23 Williams, Jordan | g | 0 | 4 | 0 | 0 | 0 | 0 | 0 | 3 | 3 | 2 | 0 | 0 | 1 | 0 | 0 | 14 |
| 25 Stojiljkovic, Niko | g | 2 | 3 | 1 | 1 | 1 | 1 | 0 | 4 | 4 | 2 | 6 | 0 | 0 | 0 | 0 | 20 |
| 44 Coleman, Keith | g | 1 | 1 | 0 | 0 | 0 | 0 | 1 | 1 | 1 | 1 | 2 | 0 | 0 | 0 | 0 | 7 |
| TEAM | | | | | | | | | | | | | | | | | |
| Totals | | 22 | 52 | 4 | 7 | 15 | 16 | 9 | 26 | 35 | 21 | 63 | 11 | 15 | 0 | 6 | 200 |

| Saint Louis (5-3) | FG-A | 3G-A | FT-A | O | D | T | PF | Pts | A | TO | B | S | Min. | | | | |
|-------------------|------|------|------|---|----|----|----|-----|----|----|----|----|------|---|---|---|-----|
| 21 EVANS, Dwayne | f | 2 | 3 | 0 | 0 | 5 | 6 | 2 | 2 | 4 | 4 | 9 | 2 | 2 | 1 | 1 | 26 |
| 32 REMEKUN, Cory | f | 2 | 3 | 0 | 0 | 0 | 0 | 2 | 0 | 2 | 5 | 4 | 1 | 1 | 3 | 1 | 24 |
| 51 LOE, Rob | c | 0 | 5 | 0 | 3 | 1 | 2 | 0 | 4 | 4 | 2 | 1 | 0 | 0 | 0 | 0 | 18 |
| 05 JETT, Jordair | g | 7 | 14 | 1 | 1 | 2 | 5 | 1 | 3 | 4 | 2 | 17 | 4 | 1 | 0 | 1 | 37 |
| 11 MCELL JR, Mike | g | 2 | 11 | 2 | 5 | 2 | 2 | 1 | 1 | 2 | 2 | 8 | 7 | 2 | 0 | 1 | 34 |
| 24 ELLIS, Cody | g | 3 | 8 | 3 | 6 | 8 | 8 | 0 | 6 | 6 | 2 | 17 | 0 | 0 | 2 | 2 | 28 |
| 30 BARNETT, Jake | g | 2 | 5 | 1 | 3 | 0 | 0 | 0 | 0 | 0 | 0 | 5 | 0 | 2 | 0 | 0 | 23 |
| 54 MANNING, John | g | 2 | 2 | 0 | 0 | 2 | 2 | 0 | 1 | 1 | 1 | 6 | 0 | 1 | 0 | 0 | 10 |
| TEAM | | | | | | | | | | | | | | | | | |
| Totals | | 20 | 51 | 7 | 18 | 20 | 25 | 7 | 22 | 29 | 18 | 67 | 14 | 9 | 6 | 6 | 200 |

| | 1st | 2nd | Tot | FG% | 3FG% | FT% | Paint | Off/To | 2nd | FB | Bench |
|-------------|-----|-----|-----|------|------|------|-------|--------|-----|----|-------|
| North Texas | 36 | 27 | 63 | 42.3 | 57.1 | 93.8 | 20 | 11 | 7 | 4 | 10 |
| Saint Louis | 34 | 33 | 67 | 39.2 | 38.9 | 80.0 | 18 | 13 | 10 | 5 | 28 |

Officials: Pat Adams, Bryan Anslinger, Jamie Luckie
Attendance: 4,817

10 NORTH TEXAS 83 vs JACKSON STATE 65
The Super Pit • Denton, Texas • 12/8/12

| Mean Green (4-6, 0-1) | FG-A | 3G-A | FT-A | O | D | T | PF | Pts | A | TO | B | S | Min. | | | | |
|-----------------------|------|------|------|---|----|----|----|-----|----|----|----|----|------|---|---|---|-----|
| 01 Holmen, Jacob | f | 3 | 5 | 0 | 1 | 3 | 3 | 2 | 2 | 4 | 2 | 9 | 0 | 0 | 0 | 0 | 12 |
| 13 Mitchell, Tony | f | 6 | 9 | 0 | 2 | 3 | 7 | 2 | 9 | 11 | 2 | 15 | 1 | 1 | 2 | 2 | 31 |
| 32 Franklin, Roger | f | 3 | 6 | 0 | 0 | 7 | 9 | 2 | 5 | 7 | 1 | 13 | 1 | 1 | 0 | 2 | 26 |
| 03 Williams, Alzee | g | 5 | 8 | 0 | 0 | 4 | 5 | 2 | 3 | 5 | 2 | 14 | 2 | 1 | 0 | 1 | 36 |
| 05 Jones, Chris | g | 3 | 10 | 0 | 3 | 5 | 6 | 0 | 1 | 1 | 4 | 11 | 3 | 2 | 0 | 0 | 24 |
| 04 Hardwick, P.J. | g | 1 | 2 | 0 | 0 | 0 | 2 | 1 | 2 | 3 | 4 | 2 | 2 | 0 | 0 | 1 | 17 |
| 10 Mitchell, Austin | g | 0 | 0 | 0 | 0 | 0 | 0 | 0 | 1 | 1 | 0 | 0 | 0 | 0 | 0 | 0 | 2 |
| 11 Patton, Justin | g | 1 | 2 | 0 | 0 | 4 | 6 | 0 | 0 | 0 | 4 | 6 | 0 | 0 | 0 | 0 | 11 |
| 22 Overlander, Clarke | g | 0 | 2 | 0 | 2 | 0 | 0 | 0 | 1 | 1 | 0 | 0 | 0 | 0 | 0 | 0 | 4 |
| 23 Williams, Jordan | g | 4 | 10 | 1 | 4 | 2 | 2 | 0 | 4 | 4 | 3 | 24 | 3 | 0 | 0 | 0 | 25 |
| 25 Stojiljkovic, Niko | g | 0 | 0 | 0 | 0 | 0 | 0 | 0 | 0 | 0 | 0 | 0 | 0 | 0 | 0 | 0 | 3 |
| 44 Coleman, Keith | g | 1 | 2 | 0 | 0 | 0 | 0 | 0 | 2 | 2 | 2 | 2 | 0 | 0 | 0 | 0 | 9 |
| TEAM | | | | | | | | | | | | | | | | | |
| Totals | | 27 | 56 | 1 | 12 | 28 | 40 | 12 | 34 | 46 | 23 | 83 | 11 | 5 | 2 | 6 | 200 |

| Jackson State (0-5) | FG-A | 3G-A | FT-A | O | D | T | PF | Pts | A | TO | B | S | Min. | | | | |
|------------------------|------|------|------|----|----|----|----|-----|----|----|----|----|------|----|---|---|-----|
| 32 READUS, Willie | f | 0 | 4 | 0 | 0 | 0 | 0 | 1 | 4 | 5 | 3 | 0 | 0 | 3 | 0 | 0 | 17 |
| 44 GREGORY, Raymond | c | 1 | 2 | 0 | 0 | 0 | 0 | 2 | 3 | 2 | 5 | 2 | 0 | 0 | 0 | 0 | 18 |
| 12 HOWARD, Kelsey | g | 2 | 7 | 1 | 4 | 4 | 6 | 0 | 4 | 4 | 3 | 9 | 0 | 3 | 0 | 0 | 26 |
| 13 WILLIAMS, Christian | g | 6 | 11 | 5 | 9 | 7 | 9 | 2 | 2 | 4 | 4 | 3 | 24 | 3 | 0 | 1 | 34 |
| 15 LEWIS, Jonathan | g | 0 | 1 | 0 | 1 | 0 | 0 | 0 | 0 | 0 | 3 | 0 | 1 | 0 | 0 | 0 | 21 |
| 04 STUBBS, Jeff | g | 0 | 1 | 0 | 0 | 1 | 2 | 0 | 1 | 1 | 1 | 1 | 0 | 1 | 0 | 0 | 9 |
| 05 NELSON, Dundercous | g | 3 | 8 | 0 | 3 | 5 | 10 | 0 | 1 | 1 | 5 | 11 | 1 | 1 | 0 | 0 | 12 |
| 10 BALLARD, Travis | g | 0 | 0 | 0 | 0 | 0 | 0 | 0 | 0 | 0 | 0 | 0 | 0 | 0 | 0 | 0 | 1 |
| 11 STEWART, Keeslee | g | 2 | 5 | 2 | 4 | 1 | 3 | 0 | 0 | 0 | 0 | 7 | 2 | 0 | 0 | 0 | 12 |
| 20 COLEMAN, Sydney | g | 1 | 2 | 0 | 0 | 0 | 0 | 1 | 0 | 1 | 2 | 2 | 0 | 1 | 3 | 0 | 21 |
| 21 WILLIAMS, Phillip | g | 2 | 11 | 2 | 6 | 1 | 2 | 0 | 3 | 3 | 4 | 7 | 1 | 0 | 0 | 0 | 15 |
| 22 DEMOUCHET, Kenny | g | 0 | 0 | 0 | 0 | 0 | 0 | 0 | 0 | 0 | 2 | 0 | 1 | 0 | 0 | 0 | 5 |
| 23 SMITH, Kenny | g | 0 | 0 | 0 | 0 | 2 | 2 | 0 | 0 | 0 | 0 | 2 | 0 | 0 | 0 | 0 | 3 |
| 25 JONES, Davon | g | 0 | 0 | 0 | 0 | 0 | 0 | 0 | 0 | 0 | 0 | 0 | 0 | 1 | 0 | 0 | 6 |
| TEAM | | | | | | | | | | | | | | | | | |
| Totals | | 17 | 52 | 10 | 27 | 21 | 34 | 9 | 21 | 30 | 33 | 65 | 9 | 10 | 4 | 1 | 200 |

| | 1st | 2nd | Tot | FG% | 3FG% | FT% | Paint | Off/To | 2nd | FB | Bench |
|---------------|-----|-----|-----|------|------|------|-------|--------|-----|----|-------|
| North Texas | 32 | 51 | 83 | 48.2 | 8.3 | 70.0 | 44 | 9 | 17 | 10 | 21 |
| Jackson State | 33 | 32 | 65 | 32.7 | 37.0 | 61.8 | 10 | 12 | 2 | 3 | 30 |

Officials: Kyle Chambers, Reinaldo Acosta, Landon Brandes
Attendance: 2,872

11 NORTH TEXAS 45 vs SOUTHEASTERN LOUISIANA 40
The Super Pit • Denton, Texas • 12/16/12

| Mean Green (5-6, 0-1) | FG-A | 3G-A | FT-A | O | D | T | PF | Pts | A | TO | B | S | Min. | | | | |
|-----------------------|------|------|------|---|----|---|----|-----|----|----|----|----|------|---|---|----|-----|
| 01 Holmen, Jacob | f | 1 | 6 | 0 | 2 | 0 | 0 | 3 | 2 | 5 | 0 | 2 | 0 | 1 | 0 | 0 | 23 |
| 13 Mitchell, Tony | f | 1 | 9 | 0 | 3 | 6 | 8 | 2 | 8 | 10 | 2 | 8 | 0 | 1 | 3 | 0 | 34 |
| 32 Franklin, Roger | f | 6 | 11 | 0 | 0 | 0 | 0 | 1 | 5 | 6 | 1 | 12 | 0 | 0 | 2 | 1 | 29 |
| 03 Williams, Alzee | g | 5 | 12 | 0 | 0 | 1 | 3 | 1 | 2 | 3 | 0 | 11 | 1 | 0 | 0 | 2 | 34 |
| 05 Jones, Chris | g | 0 | 7 | 0 | 2 | 1 | 2 | 1 | 3 | 4 | 4 | 1 | 1 | 1 | 0 | 3 | 25 |
| 04 Hardwick, P.J. | g | 1 | 3 | 0 | 0 | 0 | 0 | 0 | 2 | 2 | 0 | 2 | 1 | 1 | 0 | 1 | 12 |
| 11 Patton, Justin | g | 0 | 2 | 0 | 1 | 1 | 2 | 1 | 1 | 2 | 1 | 1 | 0 | 0 | 2 | 10 | |
| 22 Overlander, Clarke | g | 0 | 2 | 0 | 2 | 0 | 0 | 0 | 0 | 0 | 1 | 0 | 0 | 0 | 1 | 1 | 5 |
| 23 Williams, Jordan | g | 4 | 6 | 0 | 1 | 0 | 1 | 2 | 2 | 4 | 2 | 8 | 0 | 1 | 0 | 0 | 15 |
| 25 Stojiljkovic, Niko | g | 0 | 1 | 0 | 0 | 0 | 0 | 0 | 1 | 1 | 2 | 0 | 0 | 1 | 0 | 1 | 7 |
| 44 Coleman, Keith | g | 0 | 2 | 0 | 0 | 0 | 0 | 0 | 0 | 0 | 1 | 0 | 0 | 1 | 1 | 0 | 6 |
| TEAM | | | | | | | | | | | | | | | | | |
| Totals | | 18 | 61 | 0 | 11 | 9 | 16 | 13 | 29 | 42 | 15 | 45 | 4 | 8 | 7 | 11 | 200 |

| Southeastern (1-7) | FG-A | 3G-A | FT-A | O | D | T | PF | Pts | A | TO | B | S | Min. | | | | |
|-------------------------|------|------|------|---|----|---|----|-----|----|----|----|----|------|----|---|---|-----|
| 02 Woods, Roger | f | 1 | 1 | 0 | 0 | 0 | 2 | 2 | 3 | 5 | 1 | 2 | 0 | 2 | 0 | 0 | 20 |
| 10 Johnson, Roosevelt | f | 0 | 1 | 0 | 0 | 0 | 0 | 0 | 0 | 0 | 0 | 0 | 0 | 0 | 0 | 0 | 2 |
| 01 Evans, Dre | g | 0 | 5 | 0 | 3 | 0 | 0 | 0 | 4 | 4 | 0 | 0 | 1 | 4 | 0 | 0 | 23 |
| 05 Fortenberry, Brandon | g | 7 | 17 | 2 | 6 | 3 | 6 | 2 | 9 | 11 | 2 | 19 | 1 | 3 | 0 | 1 | 38 |
| 24 Ricard, Jeffery | g | 0 | 16 | 0 | 2 | 4 | 4 | 1 | 2 | 3 | 2 | 4 | 1 | 5 | 0 | 1 | 33 |
| 11 Benton, Antonio | g | 3 | 7 | 1 | 1 | 2 | 2 | 4 | 4 | 8 | 3 | 9 | 0 | 2 | 1 | 0 | 29 |
| 21 James, Jamaal | g | 1 | 2 | 0 | 0 | 0 | 0 | 1 | 0 | 1 | 3 | 2 | 0 | 0 | 0 | 0 | 14 |
| 22 Campbell, Jeremy | g | 0 | 1 | 0 | 0 | 0 | 0 | 0 | 1 | 1 | 0 | 0 | 0 | 1 | 0 | 0 | 7 |
| 23 Nelson, Todd | g | 0 | 3 | 0 | 2 | 0 | 2 | 0 | 4 | 4 | 3 | 0 | 0 | 1 | 0 | 0 | 17 |
| 25 Petrovic, Jan | g | 0 | 1 | 0 | 0 | 0 | 0 | 1 | 1 | 2 | 1 | 0 | 1 | 1 | 0 | 0 | 10 |
| 33 Ochie, Onochie | g | 2 | 2 | 0 | 0 | 0 | 0 | 0 | 2 | 2 | 1 | 4 | 0 | 0 | 0 | 0 | 7 |
| TEAM | | | | | | | | | | | | | | | | | |
| Totals | | 14 | 56 | 3 | 14 | 9 | 16 | 16 | 35 | 51 | 16 | 40 | 4 | 19 | 1 | 2 | 200 |

| | 1st | 2nd | Tot | FG% | 3FG% | FT% | Paint | Off/To | 2nd | FB | Bench |
|--------------|-----|-----|-----|------|------|------|-------|--------|-----|----|-------|
| North Texas | 19 | 26 | 45 | 29.5 | 0.0 | 56.3 | 22 | 16 | 14 | 4 | 11 |
| Southeastern | 18 | 22 | 40 | 25.0 | 21.4 | 56.3 | 18 | 5 | 4 | 6 | 15 |

Officials: Ray Natili, Patrick Evans, Byron Jarrett
Attendance: 2,645

12 NORTH TEXAS 75 vs LEHIGH 90
The Super Pit • Denton, Texas • 12/20/12

| Mean Green (5-7, 0-1) | FG-A | 3G-A | FT-A | O | D | T | PF | Pts | A | TO | B | S | Min. | | | | |
|-----------------------|------|------|------|---|---|---|----|-----|---|----|---|---|------|---|---|---|----|
| 01 Holmen, Jacob | f | 3 | 7 | 0 | 1 | 0 | 0 | 1 | 3 | 4 | 1 | 6 | 0 | 1 | 1 | 0 | 19 |
| 25 Stojiljkovic, Niko | f | 0 | 1 | 0 | 1 | 0 | 0 | 0 | 0 | 0 | 4 | 0 | 0 | 3 | 0 | 2 | 10 |
| 32 Franklin, Roger | f | 4 | 10 | 0 | 0 | 1 | 1 | 2 | 4 | 6 | 1 | 9 | 0 | 1 | 2 | 1 | 22 |
| 05 Jones, Chris | g | 0 | 8 | 0 | 0 | 0 | 0 | 1 | 3 | 4 | 0 | 0 | 7 | 4 | 0 | 1 | 23 |
| 23 Williams, Jordan | g | 4 | 10 | 0 | 2 | 4 | 5 | 3 | 4 | 7 | | | | | | | |

2007, 2010 SUN BELT CONFERENCE CHAMPIONS

9-18, 4-12 SUN BELT WEST

13 NORTH TEXAS 64 at WESTERN KENTUCKY 70
E.A. Diddle Arena • Bowling Green, Ky. • 12/29/12

| Mean Green (5-8, 0-2 SBC) | FG-A | 3G-A | FT-A | O | D | T | PF | Pts | A | TO | B | S | Min. | | | | |
|---------------------------|------|------|------|---|----|----|----|-----|----|----|----|----|------|----|---|---|-----|
| 01 Holmen, Jacob | f | 1 | 3 | 0 | 0 | 2 | 4 | 2 | 0 | 2 | 0 | 0 | 10 | | | | |
| 13 Mitchell, Tony | f | 3 | 8 | 1 | 3 | 0 | 0 | 4 | 6 | 10 | 4 | 7 | 1 | 3 | 2 | 0 | 32 |
| 32 Franklin, Roger | f | 2 | 6 | 0 | 0 | 2 | 2 | 1 | 2 | 3 | 5 | 6 | 0 | 2 | 0 | 0 | 18 |
| 03 Williams, Alzee | g | 3 | 9 | 0 | 1 | 2 | 3 | 2 | 2 | 4 | 2 | 8 | 1 | 2 | 1 | 0 | 38 |
| 05 Jones, Chris | g | 4 | 7 | 0 | 1 | 2 | 2 | 0 | 3 | 3 | 2 | 10 | 4 | 1 | 0 | 5 | 30 |
| 04 Hardwick, P.J. | g | 0 | 0 | 0 | 0 | 0 | 0 | 0 | 0 | 0 | 0 | 0 | 1 | 0 | 0 | 0 | 1 |
| 11 Patton, Justin | g | 2 | 5 | 0 | 0 | 2 | 3 | 1 | 2 | 3 | 2 | 6 | 0 | 2 | 0 | 0 | 17 |
| 22 Overlander, Clarke | g | 1 | 2 | 1 | 2 | 0 | 0 | 0 | 0 | 0 | 1 | 3 | 0 | 0 | 0 | 0 | 9 |
| 23 Williams, Jordan | g | 7 | 13 | 3 | 4 | 1 | 1 | 0 | 0 | 0 | 3 | 18 | 1 | 2 | 0 | 0 | 27 |
| 25 Stojiljkovic, Niko | g | 1 | 1 | 0 | 0 | 0 | 0 | 1 | 2 | 3 | 0 | 2 | 0 | 1 | 0 | 0 | 9 |
| 44 Coleman, Keith | g | 0 | 3 | 0 | 0 | 0 | 0 | 0 | 3 | 3 | 2 | 0 | 0 | 0 | 1 | 0 | 9 |
| TEAM | | | | | | | | 1 | 1 | 2 | | | | | | | |
| Totals | | 24 | 57 | 5 | 11 | 11 | 15 | 12 | 21 | 33 | 21 | 64 | 8 | 13 | 5 | 5 | 200 |

| Western Kentucky (10-5, 4-0) | FG-A | 3G-A | FT-A | O | D | T | PF | Pts | A | TO | B | S | Min. | | | | |
|------------------------------|------|------|------|---|----|----|----|-----|----|----|----|----|------|----|---|---|-----|
| 44 Fant, George | f | 5 | 11 | 0 | 0 | 4 | 6 | 4 | 3 | 7 | 3 | 14 | 2 | 3 | 0 | 1 | 27 |
| 52 Price, T.J. | f | 5 | 13 | 4 | 4 | 2 | 2 | 1 | 3 | 4 | 4 | 16 | 0 | 1 | 0 | 2 | 33 |
| 22 Akol, Teeng | c | 4 | 10 | 3 | 8 | 2 | 2 | 2 | 4 | 6 | 1 | 13 | 0 | 3 | 5 | 1 | 32 |
| 01 Kaspar, Kevin | g | 2 | 6 | 1 | 3 | 3 | 4 | 0 | 1 | 1 | 2 | 8 | 3 | 1 | 0 | 1 | 38 |
| 12 Harris, Brandon | g | 3 | 7 | 1 | 4 | 2 | 5 | 2 | 7 | 9 | 0 | 9 | 6 | 0 | 0 | 0 | 39 |
| 00 Anyigbo, Kene | g | 0 | 1 | 0 | 0 | 0 | 0 | 0 | 0 | 0 | 1 | 0 | 0 | 0 | 0 | 0 | 2 |
| 13 Blade, Percy | g | 0 | 0 | 0 | 0 | 6 | 6 | 0 | 3 | 3 | 0 | 6 | 0 | 1 | 0 | 1 | 8 |
| 15 Akamune, O'Karo | g | 0 | 0 | 0 | 0 | 0 | 0 | 0 | 0 | 0 | 0 | 0 | 0 | 0 | 0 | 0 | 5 |
| 24 Drane, Stephon | g | 2 | 4 | 0 | 0 | 0 | 1 | 2 | 1 | 3 | 3 | 4 | 0 | 1 | 0 | 1 | 15 |
| 55 Vasquez, Marcus | g | 0 | 0 | 0 | 0 | 0 | 0 | 0 | 0 | 0 | 0 | 0 | 0 | 0 | 0 | 0 | 1 |
| TEAM | | | | | | | | 1 | 3 | 4 | | | | | | | |
| Totals | | 21 | 52 | 9 | 19 | 19 | 26 | 12 | 25 | 37 | 14 | 70 | 11 | 11 | 5 | 7 | 200 |

| | 1st | 2nd | Tot | FG% | 3FG% | FT% | Paint | Off/To | 2nd | FB | Bench |
|-------------|-----|-----|-----|------|------|------|-------|--------|-----|----|-------|
| North Texas | 26 | 38 | 64 | 42.1 | 45.5 | 73.3 | 26 | 11 | 16 | 10 | 29 |
| Hilltoppers | 37 | 33 | 70 | 40.4 | 47.4 | 73.1 | 20 | 10 | 11 | 7 | 10 |

Officials: Bruce Bell, Byron Evans, Rick Hartzell
Attendance: 4,776

14 NORTH TEXAS 57 at MIDDLE TENNESSEE 75
Murphy Center • Murfreesboro, Tenn. • 12/31/12

| Mean Green (5-9, 0-3 SBC) | FG-A | 3G-A | FT-A | O | D | T | PF | Pts | A | TO | B | S | Min. | | | | |
|---------------------------|------|------|------|---|----|----|----|-----|----|----|----|----|------|----|---|---|-----|
| 01 Holmen, Jacob | f | 1 | 3 | 1 | 3 | 0 | 0 | 2 | 2 | 4 | 2 | 3 | 1 | 3 | 0 | 0 | 12 |
| 13 Mitchell, Tony | f | 4 | 12 | 1 | 2 | 4 | 5 | 7 | 4 | 11 | 3 | 13 | 2 | 1 | 2 | 2 | 32 |
| 32 Franklin, Roger | f | 5 | 12 | 0 | 1 | 1 | 1 | 0 | 4 | 4 | 2 | 11 | 0 | 1 | 0 | 0 | 22 |
| 03 Williams, Alzee | g | 2 | 8 | 0 | 1 | 0 | 0 | 0 | 2 | 2 | 3 | 4 | 5 | 2 | 0 | 0 | 35 |
| 23 Williams, Jordan | g | 5 | 14 | 1 | 7 | 4 | 6 | 1 | 2 | 3 | 1 | 15 | 0 | 1 | 0 | 1 | 40 |
| 04 Hardwick, P.J. | g | 1 | 1 | 0 | 0 | 0 | 1 | 0 | 1 | 1 | 2 | 2 | 0 | 1 | 0 | 0 | 17 |
| 11 Patton, Justin | g | 0 | 1 | 0 | 0 | 2 | 2 | 2 | 1 | 3 | 1 | 2 | 0 | 1 | 0 | 0 | 8 |
| 22 Overlander, Clarke | g | 1 | 2 | 1 | 2 | 0 | 0 | 0 | 2 | 2 | 1 | 3 | 0 | 1 | 0 | 0 | 12 |
| 25 Stojiljkovic, Niko | g | 0 | 3 | 0 | 1 | 4 | 4 | 0 | 0 | 0 | 2 | 4 | 3 | 0 | 0 | 0 | 18 |
| 44 Coleman, Keith | g | 0 | 0 | 0 | 0 | 0 | 0 | 0 | 1 | 1 | 1 | 0 | 0 | 0 | 1 | 0 | 4 |
| TEAM | | | | | | | | 2 | 2 | | | | | | | | |
| Totals | | 19 | 56 | 4 | 17 | 15 | 19 | 12 | 21 | 33 | 18 | 57 | 11 | 12 | 3 | 3 | 200 |

| Blue Raiders (11-3, 3-0 SBC) | FG-A | 3G-A | FT-A | O | D | T | PF | Pts | A | TO | B | S | Min. | | | | |
|------------------------------|------|------|------|---|----|---|----|-----|----|----|----|----|------|---|---|---|-----|
| 12 Jones, Shawn | f | 4 | 6 | 0 | 0 | 1 | 2 | 1 | 5 | 6 | 2 | 9 | 1 | 1 | 2 | 0 | 29 |
| 24 Hammonds, Kerry | f | 3 | 5 | 1 | 1 | 0 | 0 | 2 | 4 | 6 | 1 | 7 | 3 | 1 | 1 | 0 | 22 |
| 30 Sulton, JT | f | 2 | 6 | 0 | 0 | 2 | 2 | 1 | 2 | 3 | 3 | 6 | 1 | 2 | 0 | 0 | 21 |
| 13 Massey, Bruce | g | 3 | 9 | 0 | 1 | 2 | 2 | 3 | 3 | 6 | 0 | 8 | 4 | 1 | 0 | 0 | 25 |
| 14 Knight, Marcos | g | 6 | 10 | 0 | 0 | 0 | 1 | 3 | 4 | 7 | 2 | 12 | 3 | 1 | 1 | 0 | 22 |
| 00 Gibson, Zane | g | 0 | 0 | 0 | 0 | 0 | 0 | 0 | 1 | 1 | 0 | 0 | 0 | 0 | 0 | 0 | 2 |
| 01 Hunter, Neiko | g | 4 | 6 | 1 | 2 | 0 | 0 | 0 | 2 | 2 | 2 | 9 | 0 | 0 | 0 | 0 | 14 |
| 03 Gallman, James | g | 0 | 1 | 0 | 1 | 0 | 0 | 0 | 0 | 0 | 0 | 0 | 1 | 0 | 0 | 1 | 10 |
| 05 Knight, Tweety | g | 4 | 8 | 0 | 1 | 0 | 4 | 2 | 1 | 3 | 2 | 8 | 3 | 0 | 0 | 1 | 13 |
| 15 Cintron, Raymond | g | 4 | 7 | 3 | 6 | 0 | 0 | 0 | 2 | 2 | 2 | 11 | 1 | 2 | 0 | 1 | 24 |
| 21 Walker, Torin | g | 1 | 1 | 0 | 0 | 0 | 0 | 2 | 0 | 2 | 0 | 2 | 0 | 0 | 0 | 0 | 2 |
| 22 Jones, Jason | g | 0 | 0 | 0 | 0 | 0 | 0 | 0 | 0 | 0 | 0 | 2 | 0 | 0 | 0 | 0 | 3 |
| 32 Gibson, Gavin | g | 0 | 0 | 0 | 0 | 0 | 0 | 0 | 0 | 0 | 0 | 0 | 0 | 0 | 0 | 0 | 1 |
| 42 Rozier, Jacques | g | 0 | 2 | 0 | 1 | 3 | 5 | 1 | 1 | 2 | 2 | 3 | 1 | 0 | 0 | 0 | 12 |
| TEAM | | | | | | | | 2 | 2 | | | | | | | | |
| Totals | | 31 | 61 | 5 | 13 | 8 | 16 | 15 | 27 | 42 | 18 | 75 | 18 | 9 | 4 | 3 | 200 |

| | 1st | 2nd | Tot | FG% | 3FG% | FT% | Paint | Off/To | 2nd | FB | Bench |
|--------------|-----|-----|-----|------|------|------|-------|--------|-----|----|-------|
| North Texas | 24 | 33 | 57 | 33.9 | 23.5 | 78.9 | 22 | 13 | 13 | 0 | 11 |
| Blue Raiders | 37 | 38 | 75 | 50.8 | 38.5 | 50.0 | 38 | 14 | 15 | 6 | 33 |

Officials: Gary Maxwell, Karl Hess, Tom Eades
Attendance: 3,872

15 NORTH TEXAS 76 vs TROY 59
The Super Pit • Denton, Texas • 1/3/13

| Mean Green (6-9, 1-3 SBC) | FG-A | 3G-A | FT-A | O | D | T | PF | Pts | A | TO | B | S | Min. | | | | |
|---------------------------|------|------|------|---|----|----|----|-----|----|----|----|----|------|----|---|---|-----|
| 11 Patton, Justin | f | 2 | 4 | 0 | 0 | 0 | 2 | 1 | 2 | 3 | 1 | 4 | 1 | 1 | 0 | 0 | 10 |
| 13 Mitchell, Tony | f | 9 | 17 | 1 | 3 | 10 | 12 | 4 | 11 | 15 | 1 | 29 | 1 | 2 | 4 | 1 | 35 |
| 32 Franklin, Roger | f | 4 | 11 | 1 | 1 | 1 | 2 | 0 | 6 | 6 | 2 | 10 | 1 | 3 | 0 | 3 | 23 |
| 04 Hardwick, P.J. | g | 1 | 2 | 0 | 0 | 0 | 0 | 1 | 1 | 4 | 2 | 7 | 5 | 0 | 0 | 0 | 31 |
| 23 Williams, Jordan | g | 4 | 8 | 0 | 1 | 4 | 5 | 3 | 3 | 6 | 1 | 12 | 2 | 0 | 1 | 0 | 35 |
| 03 Williams, Alzee | g | 4 | 6 | 1 | 1 | 1 | 1 | 2 | 1 | 3 | 1 | 10 | 0 | 0 | 0 | 0 | 23 |
| 10 Mitchell, Austin | g | 0 | 0 | 0 | 0 | 0 | 0 | 0 | 0 | 0 | 0 | 0 | 0 | 0 | 0 | 0 | 1 |
| 22 Overlander, Clarke | g | 1 | 7 | 1 | 6 | 0 | 0 | 0 | 1 | 1 | 1 | 2 | 3 | 0 | 1 | 0 | 19 |
| 25 Stojiljkovic, Niko | g | 3 | 3 | 0 | 0 | 0 | 0 | 0 | 3 | 3 | 0 | 6 | 2 | 1 | 0 | 1 | 23 |
| TEAM | | | | | | | | 2 | 2 | | | | | | | | |
| Totals | | 28 | 58 | 4 | 12 | 16 | 22 | 10 | 30 | 40 | 12 | 76 | 14 | 14 | 5 | 6 | 200 |

| Troy (5-10, 0-4 SBC) | FG-A | 3G-A | FT-A | O | D | T | PF | Pts | A | TO | B | S | Min. | | | | |
|----------------------|------|------|------|---|----|----|----|-----|----|----|----|----|------|----|---|---|-----|
| 22 Calhoun, Tevin | f | 2 | 7 | 0 | 5 | 0 | 0 | 1 | 2 | 3 | 2 | 4 | 0 | 2 | 0 | 0 | 20 |
| 34 Chambers, Ray | f | 5 | 8 | 0 | 0 | 1 | 1 | 4 | 4 | 8 | 2 | 11 | 0 | 3 | 1 | 1 | 18 |
| 01 Myers, Antoine | g | 1 | 3 | 0 | 0 | 2 | 2 | 1 | 1 | 2 | 2 | 4 | 2 | 3 | 0 | 1 | 25 |
| 03 Mullahey, Jeff | g | 0 | 2 | 0 | 2 | 0 | 0 | 0 | 0 | 0 | 2 | 0 | 0 | 2 | 0 | 1 | 17 |
| 10 Jones, Emil | g | 2 | 9 | 0 | 1 | 1 | 2 | 4 | 4 | 8 | 4 | 5 | 4 | 0 | 0 | 1 | 22 |
| 00 Scott, R.J. | g | 1 | 8 | 1 | 5 | 0 | 0 | 0 | 0 | 0 | 3 | 3 | 0 | 0 | 0 | 2 | 18 |
| 11 Williams, Hunter | g | 3 | 14 | 2 | 8 | 2 | 2 | 1 | 0 | 1 | 0 | 10 | 2 | 1 | 0 | 1 | 34 |
| 15 Jethroe, Deonata | g | 3 | 4 | 1 | 1 | 0 | 0 | 0 | 2 | 2 | 0 | 7 | 1 | 1 | 0 | 0 | 12 |
| 32 Warren, Josh | g | 1 | 1 | 0 | 0 | 0 | 0 | 0 | 3 | 3 | 1 | 2 | 0 | 0 | 0 | 1 | 12 |
| 33 Hinton, Westley | g | 4 | 7 | 1 | 1 | 4 | 6 | 2 | 7 | 9 | 1 | 13 | 1 | 1 | 1 | 1 | 19 |
| 41 Muwallif, Sidki | g | 0 | 1 | 0 | 0 | 0 | 0 | 0 | 0 | 0 | 0 | 0 | 0 | 0 | 0 | 0 | 1 |
| 42 Dixon, Breon | g | 0 | 0 | 0 | 0 | 0 | 0 | 0 | 0 | 0 | 0 | 0 | 0 | 0 | 0 | 0 | 2 |
| TEAM | | | | | | | | 1 | 1 | 2 | | | | | | | |
| Totals | | 22 | 64 | 5 | 23 | 10 | 13 | 14 | 24 | 38 | 17 | 59 | 10 | 14 | 2 | 9 | 200 |

| | 1st | 2nd | Tot | FG% | 3FG% | FT% | Paint | Off/To | 2nd | FB | Bench |
|-------------|-----|-----|-----|------|------|------|-------|--------|-----|----|-------|
| North Texas | 39 | 37 | 76 | 48.3 | 33.3 | 72.7 | 44 | 11 | 14 | 14 | 19 |
| Troy | 29 | 30 | 59 | 34.4 | 21.7 | 76.9 | 26 | 11 | 22 | 0 | 35 |

Officials: Ray Natili, Rick Hartzell, Chuck Jones
Attendance: 2,338

16 NORTH TEXAS 68 vs ULM 81
The Super Pit • Denton, Texas • 1/5/13

| Mean Green (6-10, 1-4 SBC) | FG-A | 3G-A | FT-A | O | D | T | PF | Pts | A | TO | B | S | Min. | | | | |
|----------------------------|------|------|------|---|---|---|----|-----|---|----|---|----|------|---|---|---|----|
| 11 Patton, Justin | f | 6 | 11 | 0 | 0 | 4 | 4 | 0 | 2 | 2 | 0 | 16 | 1 | 0 | 0 | 0 | 29 |
| 13 Mitchell, Tony | f | 4 | 8 | 2 | 5 | 5 | 9 | 1 | 5 | 6 | 3 | 15 | 0 | 4 | 2 | 1 | 35 |
| 32 Franklin, Roger | f | 3 | 6 | 0 | 0 | 2 | 5 | 4 | 0 | 4 | 2 | 8 | 3 | 1 | 1 | 4 | 32 |
| 04 Hardwick, P.J. | g | 4 | 6 | 0 | 0 | 0 | 0 | 0 | 3 | 3 | 2 | 8 | 6 | 2 | 0 | 1 | 36 |
| 23 Williams, Jordan | g | 6 | 12 | 2 | 4 | 2 | 3 | 0 | 1 | 1 | 1 | 16 | 1 | 3 | 3 | 0 | 37 |

2007, 2010 SUN BELT CONFERENCE CHAMPIONS

9-18, 4-12 SUN BELT WEST

21 NORTH TEXAS 64 vs MIDDLE TENNESSEE 72
The Super Pit • Denton, Texas • 1/24/13

| Mean Green (8-13, 3-7 SBC) | FG-A | 3G-A | FT-A | O | D | T | PF | Pts | A | TO | B | S | Min. | | | | |
|----------------------------|------|------|------|---|----|----|----|-----|----|----|----|----|------|----|---|---|-----|
| 13 Mitchell, Tony | f | 4 | 11 | 1 | 5 | 1 | 3 | 1 | 5 | 6 | 3 | 10 | 0 | 7 | 4 | 0 | 39 |
| 25 Stojiljkovic, Niko | f | 5 | 9 | 1 | 4 | 1 | 3 | 2 | 7 | 9 | 2 | 12 | 2 | 2 | 0 | 1 | 34 |
| 32 Franklin, Roger | f | 6 | 8 | 1 | 1 | 1 | 2 | 0 | 3 | 3 | 5 | 14 | 1 | 2 | 1 | 1 | 31 |
| 04 Hardwick, P.J. | g | 2 | 5 | 0 | 0 | 3 | 3 | 1 | 1 | 2 | 3 | 7 | 4 | 1 | 0 | 1 | 40 |
| 23 Williams, Jordan | g | 5 | 16 | 2 | 7 | 8 | 8 | 1 | 3 | 4 | 2 | 20 | 0 | 2 | 0 | 2 | 38 |
| 11 Patton, Justin | g | 0 | 0 | 0 | 0 | 1 | 2 | 1 | 0 | 1 | 0 | 1 | 0 | 4 | 0 | 0 | 4 |
| 22 Overlander, Clarke | g | 0 | 0 | 0 | 0 | 0 | 0 | 0 | 1 | 1 | 1 | 0 | 0 | 0 | 0 | 0 | 8 |
| 44 Coleman, Keith | g | 0 | 0 | 0 | 0 | 0 | 0 | 0 | 0 | 0 | 1 | 0 | 0 | 0 | 0 | 1 | 6 |
| TEAM | | | | | | | | | | | | | | | | | |
| Totals | | 22 | 49 | 5 | 17 | 15 | 21 | 10 | 22 | 32 | 17 | 64 | 7 | 19 | 5 | 6 | 200 |

| Blue Raiders (17-4, 9-1 SBC) | FG-A | 3G-A | FT-A | O | D | T | PF | Pts | A | TO | B | S | Min. | | | | |
|------------------------------|------|------|------|---|----|---|----|-----|----|----|----|----|------|----|---|----|-----|
| 01 Hunter, Neiko | f | 5 | 7 | 0 | 0 | 0 | 0 | 1 | 3 | 4 | 3 | 10 | 0 | 5 | 0 | 0 | 17 |
| 30 Sulton, JT | f | 5 | 6 | 0 | 0 | 1 | 4 | 2 | 2 | 4 | 3 | 11 | 0 | 1 | 0 | 0 | 23 |
| 13 Massey, Bruce | g | 3 | 5 | 0 | 1 | 0 | 0 | 0 | 1 | 1 | 3 | 6 | 3 | 2 | 1 | 2 | 25 |
| 14 Knight, Marcos | g | 5 | 10 | 0 | 2 | 5 | 6 | 0 | 4 | 4 | 3 | 15 | 5 | 1 | 1 | 3 | 29 |
| 24 Hammonds, Kerry | g | 2 | 5 | 0 | 2 | 1 | 3 | 1 | 3 | 4 | 0 | 5 | 1 | 2 | 0 | 2 | 23 |
| 03 Gallman, James | g | 5 | 8 | 3 | 5 | 0 | 0 | 1 | 0 | 1 | 0 | 13 | 0 | 0 | 0 | 0 | 20 |
| 05 Knight, Tweety | g | 0 | 1 | 0 | 0 | 2 | 2 | 0 | 0 | 0 | 2 | 2 | 4 | 0 | 0 | 1 | 15 |
| 12 Jones, Shawn | g | 1 | 6 | 0 | 0 | 0 | 0 | 1 | 4 | 5 | 2 | 2 | 0 | 0 | 0 | 1 | 28 |
| 15 Cintron, Raymond | g | 2 | 3 | 2 | 3 | 0 | 0 | 0 | 1 | 1 | 3 | 6 | 0 | 2 | 1 | 1 | 8 |
| 21 Walker, Torin | g | 0 | 1 | 0 | 0 | 0 | 0 | 0 | 0 | 0 | 0 | 0 | 0 | 0 | 0 | 0 | 2 |
| 22 Jones, Jason | g | 1 | 2 | 0 | 0 | 0 | 0 | 0 | 0 | 0 | 0 | 0 | 0 | 0 | 0 | 0 | 10 |
| TEAM | | | | | | | | | | | | | | | | | |
| Totals | | 29 | 54 | 5 | 13 | 9 | 15 | 8 | 21 | 29 | 19 | 72 | 13 | 13 | 3 | 10 | 200 |

| | 1st | 2nd | Tot | FG% | 3FG% | FT% | Paint | Off/To | 2nd | FB | Bench |
|--------------|-----|-----|-----|------|------|------|-------|--------|-----|----|-------|
| North Texas | 23 | 41 | 64 | 44.9 | 29.4 | 71.4 | 28 | 10 | 7 | 10 | 1 |
| Blue Raiders | 28 | 41 | 64 | 53.7 | 38.5 | 60.0 | 30 | 20 | 6 | 9 | 25 |

Officials: Ray Natili, Anthony Jordan, Marc Ellard
Attendance: 3,423

22 NORTH TEXAS 57 vs UALR 62
The Super Pit • Denton, Texas • 1/26/13

| Mean Green (8-14, 3-8 SBC) | FG-A | 3G-A | FT-A | O | D | T | PF | Pts | A | TO | B | S | Min. | | | | | |
|----------------------------|------|------|------|---|----|----|----|-----|----|----|----|----|------|----|---|---|-----|---|
| 13 Mitchell, Tony | f | 3 | 9 | 1 | 3 | 6 | 9 | 2 | 4 | 6 | 5 | 13 | 0 | 1 | 3 | 1 | 31 | |
| 25 Stojiljkovic, Niko | f | 0 | 6 | 0 | 3 | 2 | 2 | 1 | 3 | 4 | 3 | 2 | 3 | 3 | 0 | 0 | 18 | |
| 32 Franklin, Roger | f | 8 | 15 | 0 | 1 | 4 | 6 | 7 | 5 | 12 | 1 | 20 | 0 | 2 | 0 | 1 | 39 | |
| 04 Hardwick, P.J. | g | 0 | 3 | 0 | 0 | 0 | 0 | 1 | 4 | 5 | 3 | 0 | 2 | 4 | 0 | 0 | 35 | |
| 23 Williams, Jordan | g | 7 | 15 | 3 | 6 | 5 | 8 | 1 | 4 | 5 | 5 | 22 | 0 | 2 | 1 | 1 | 35 | |
| 03 Williams, Alzee | g | 0 | 3 | 0 | 1 | 0 | 0 | 1 | 2 | 3 | 0 | 0 | 0 | 2 | 0 | 0 | 33 | |
| 22 Overlander, Clarke | g | 0 | 0 | 0 | 0 | 0 | 0 | 0 | 0 | 0 | 0 | 0 | 0 | 0 | 0 | 0 | 1 | |
| 44 Coleman, Keith | g | 0 | 1 | 0 | 0 | 0 | 0 | 0 | 0 | 0 | 0 | 0 | 0 | 0 | 1 | 1 | 0 | 8 |
| TEAM | | | | | | | | | | | | | | | | | | |
| Totals | | 18 | 52 | 4 | 14 | 17 | 25 | 15 | 22 | 37 | 17 | 57 | 5 | 16 | 5 | 3 | 200 | |

| UALR (14-9, 8-4 SBC) | FG-A | 3G-A | FT-A | O | D | T | PF | Pts | A | TO | B | S | Min. | | | | | |
|----------------------|------|------|------|---|----|----|----|-----|----|----|----|----|------|----|---|---|-----|----|
| 44 Javes, Michael | f | 0 | 4 | 0 | 0 | 1 | 2 | 0 | 3 | 3 | 3 | 3 | 1 | 1 | 3 | 2 | 0 | 22 |
| 53 Neighbour, Will | f | 4 | 7 | 0 | 0 | 3 | 4 | 3 | 3 | 6 | 2 | 11 | 2 | 4 | 1 | 4 | 0 | 30 |
| 03 Hagins, Josh | g | 3 | 6 | 2 | 3 | 3 | 4 | 0 | 3 | 3 | 1 | 11 | 2 | 1 | 0 | 0 | 30 | |
| 13 Isler, Leroy | g | 3 | 9 | 0 | 3 | 3 | 5 | 1 | 1 | 2 | 4 | 9 | 0 | 0 | 0 | 1 | 21 | |
| 24 Dillard, Ben | g | 2 | 4 | 1 | 2 | 1 | 1 | 0 | 0 | 0 | 0 | 6 | 0 | 1 | 0 | 1 | 14 | |
| 02 Gillon, John | g | 3 | 4 | 2 | 2 | 0 | 1 | 0 | 1 | 1 | 2 | 8 | 2 | 2 | 0 | 0 | 23 | |
| 05 Osse, Kemy | g | 1 | 4 | 1 | 2 | 0 | 0 | 0 | 3 | 3 | 0 | 3 | 0 | 0 | 0 | 0 | 19 | |
| 15 Billings, Stetson | g | 0 | 3 | 0 | 0 | 0 | 0 | 1 | 0 | 1 | 0 | 0 | 0 | 0 | 0 | 0 | 7 | |
| 23 Lockhart, Taggart | g | 0 | 1 | 0 | 0 | 0 | 0 | 0 | 0 | 0 | 1 | 0 | 0 | 3 | 0 | 0 | 6 | |
| 33 White, James | g | 4 | 8 | 0 | 1 | 3 | 4 | 1 | 1 | 2 | 2 | 11 | 0 | 2 | 0 | 0 | 20 | |
| 55 Leeper, Gus | g | 1 | 1 | 0 | 0 | 0 | 0 | 1 | 0 | 1 | 1 | 3 | 2 | 0 | 0 | 0 | 8 | |
| TEAM | | | | | | | | | | | | | | | | | | |
| Totals | | 21 | 51 | 6 | 13 | 14 | 21 | 10 | 21 | 31 | 18 | 62 | 7 | 16 | 3 | 6 | 200 | |

| | 1st | 2nd | Tot | FG% | 3FG% | FT% | Paint | Off/To | 2nd | FB | Bench |
|-------------|-----|-----|-----|------|------|------|-------|--------|-----|----|-------|
| North Texas | 25 | 32 | 57 | 34.6 | 28.6 | 68.0 | 20 | 15 | 12 | 8 | 0 |
| UALR | 32 | 30 | 62 | 41.2 | 46.2 | 66.7 | 20 | 11 | 4 | 6 | 24 |

Officials: Frank Raposo, Barry Mathis, Kyle Chambers
Attendance: 3,997

23 NORTH TEXAS 74 at LOUISIANA-LAFAYETTE 105
The Cajundome • Lafayette, La. • 1/31/13

| Mean Green (8-15, 3-9 SBC) | FG-A | 3G-A | FT-A | O | D | T | PF | Pts | A | TO | B | S | Min. | | | | |
|----------------------------|------|------|------|---|---|----|----|-----|----|----|----|----|------|----|---|---|-----|
| 13 Mitchell, Tony | f | 3 | 4 | 1 | 1 | 0 | 0 | 1 | 4 | 5 | 4 | 7 | 1 | 2 | 4 | 0 | 25 |
| 25 Stojiljkovic, Niko | f | 0 | 0 | 0 | 0 | 0 | 0 | 0 | 1 | 1 | 0 | 0 | 1 | 1 | 0 | 0 | 12 |
| 04 Hardwick, P.J. | g | 1 | 4 | 0 | 0 | 0 | 0 | 0 | 5 | 5 | 5 | 2 | 1 | 5 | 0 | 0 | 27 |
| 23 Williams, Jordan | g | 12 | 17 | 2 | 4 | 5 | 11 | 2 | 0 | 2 | 0 | 31 | 1 | 1 | 2 | 1 | 38 |
| 32 Franklin, Roger | g | 4 | 10 | 0 | 0 | 2 | 2 | 1 | 3 | 4 | 4 | 10 | 1 | 4 | 0 | 2 | 26 |
| 10 Williams, Alzee | g | 5 | 10 | 0 | 0 | 4 | 5 | 1 | 3 | 4 | 0 | 14 | 3 | 3 | 0 | 0 | 36 |
| 03 Mitchell, Austin | g | 0 | 0 | 0 | 0 | 0 | 0 | 0 | 0 | 0 | 0 | 0 | 0 | 0 | 0 | 0 | 1 |
| 11 Patton, Justin | g | 0 | 4 | 0 | 1 | 2 | 2 | 1 | 3 | 4 | 3 | 2 | 1 | 1 | 0 | 1 | 17 |
| 22 Overlander, Clarke | g | 1 | 3 | 0 | 2 | 1 | 2 | 0 | 0 | 0 | 0 | 3 | 0 | 0 | 0 | 0 | 8 |
| 44 Coleman, Keith | g | 1 | 3 | 0 | 0 | 3 | 4 | 0 | 1 | 1 | 0 | 5 | 0 | 1 | 1 | 1 | 10 |
| TEAM | | | | | | | | | | | | | | | | | |
| Totals | | 27 | 55 | 3 | 8 | 17 | 26 | 7 | 20 | 27 | 17 | 74 | 9 | 18 | 7 | 5 | 200 |

| Louisiana (8-15, 4-8 SBC) | FG-A | 3G-A | FT-A | O | D | T | PF | Pts | A | TO | B | S | Min. | | | | |
|---------------------------|------|------|------|----|----|----|----|-----|----|----|----|-----|------|----|---|----|-----|
| 21 Long, Shawn | f | 9 | 20 | 3 | 3 | 2 | 3 | 4 | 9 | 13 | 2 | 23 | 0 | 3 | 1 | 1 | 32 |
| 22 Moore, Elridge | f | 5 | 8 | 0 | 0 | 0 | 1 | 2 | 2 | 4 | 3 | 10 | 3 | 2 | 0 | 3 | 30 |
| 02 Payton, Elfrid | g | 7 | 13 | 0 | 2 | 10 | 13 | 2 | 3 | 5 | 3 | 24 | 9 | 0 | 0 | 4 | 36 |
| 04 Wronkoski, Steven | g | 2 | 2 | 2 | 2 | 0 | 0 | 0 | 0 | 0 | 0 | 6 | 1 | 2 | 0 | 1 | 31 |
| 13 Thompson, Alan-Micha | g | 3 | 5 | 3 | 5 | 0 | 0 | 1 | 3 | 4 | 4 | 9 | 2 | 0 | 0 | 0 | 20 |
| 00 Mbamalu, Bryant | g | 6 | 15 | 2 | 8 | 4 | 4 | 1 | 3 | 4 | 1 | 18 | 4 | 3 | 0 | 1 | 28 |
| 03 Soto, Josh | g | 1 | 2 | 0 | 1 | 2 | 2 | 1 | 2 | 3 | 1 | 4 | 0 | 0 | 0 | 0 | 10 |
| 05 Shepherd, Kasey | g | 3 | 4 | 1 | 1 | 0 | 0 | 0 | 0 | 0 | 2 | 7 | 0 | 0 | 0 | 0 | 7 |
| 32 LeBlanc, Aaron | g | 1 | 1 | 0 | 0 | 0 | 0 | 0 | 0 | 0 | 0 | 2 | 0 | 0 | 0 | 0 | 2 |
| 35 Lazare, Braylon | g | 1 | 1 | 0 | 0 | 0 | 0 | 0 | 0 | 0 | 1 | 2 | 0 | 0 | 0 | 0 | 4 |
| TEAM | | | | | | | | | | | | | | | | | |
| Totals | | 38 | 71 | 11 | 22 | 18 | 23 | 14 | 24 | 38 | 17 | 105 | 19 | 10 | 1 | 10 | 200 |

| | 1st | 2nd | Tot | FG% | 3FG% | FT% | Paint | Off/To | 2nd | FB | Bench |
|-------------|-----|-----|-----|------|------|------|-------|--------|-----|----|-------|
| North Texas | 37 | 37 | 74 | 49.1 | 37.5 | 65.4 | 40 | 9 | 13 | 16 | 24 |
| Louisiana | 45 | 60 | 105 | 53.5 | 50.0 | 78.3 | 50 | 22 | 20 | 12 | 33 |

Officials: Sean Casey, Bruce Benedict, Bert Smith
Attendance: 2,294

24 NORTH TEXAS 66 at ARKANSAS STATE 75 OT
Convocation Center • Jonesboro, Ark. • 2/2/13

| Mean Green (8-16, 3-10 SBC) | FG-A | 3G-A | FT-A | O | D | T | PF | Pts | A | TO | B | S | Min. | | | | |
|-----------------------------|------|------|------|---|----|----|----|-----|----|----|----|----|------|----|---|---|-----|
| 13 Mitchell, Tony | f | 6 | 17 | 2 | 6 | 0 | 3 | 2 | 7 | 9 | 3 | 14 | 1 | 1 | 1 | 1 | 44 |
| 03 Williams, Alzee | g | 2 | 10 | 0 | 1 | 6 | 8 | 2 | 1 | 3 | 2 | 10 | 1 | 2 | 0 | 1 | 42 |
| 04 Hardwick, P.J. | g | 2 | 4 | 0 | 0 | 1 | 2 | 0 | 2 | 2 | 5 | 5 | 3 | 2 | 0 | 0 | 32 |
| 23 Williams, Jordan | g | 6 | 15 | 3 | 7 | 3 | 4 | 4 | 4 | 8 | 4 | 18 | 1 | 0 | 0 | 1 | 39 |
| 32 Franklin, Roger | g | 3 | 9 | 0 | 1 | 1 | 2 | 1 | 9 | 10 | 5 | 7 | 0 | 3 | 0 | 2 | 33 |
| 22 Overlander, Clarke | g | 2 | 3 | 1 | 2 | 1 | 2 | 0 | 1 | 1 | 4 | 6 | 1 | 0 | 0 | 0 | 9 |
| 25 Stojiljkovic, Niko | g | 1 | 3 | 1 | 1 | 1 | 2 | 1 | 2 | 3 | 2 | 4 | 0 | 0 | 0 | 0 | 21 |
| 44 Coleman, Keith | g | 1 | 2 | 0 | 0 | 0 | 0 | 1 | 2 | 3 | 2 | 2 | 0 | 1 | 1 | 0 | 5 |
| TEAM | | | | | | | | | | | | | | | | | |
| Totals | | 23 | 63 | 7 | 18 | 13 | 23 | 14 | 28 | 42 | 27 | 66 | 7 | 12 | 2 | 5 | 225 |

| Arkansas State (14-8, 8-5 SBC) | FG-A | 3G-A | FT-A | O | D | T | PF | Pts | A | TO | B | S | Min. | | | | |
|--------------------------------|------|------|------|---|---|---|----|-----|---|----|---|---|------|---|---|---|----|
| 15 Peterson, Brandon | f | 0 | 7 | 0 | 0 | 0 | 2 | 5 | 9 | 14 | 0 | 0 | 1 | 0 | 2 | 1 | 31 |
| 00 Golden, Cameron | g | 6 | 13 | 4 | 9 | 2 | 6 | 2 | 2 | | | | | | | | |

2007, 2010 SUN BELT CONFERENCE CHAMPIONS

9-18, 4-12 SUN BELT WEST

25 NORTH TEXAS 59 vs WESTERN KENTUCKY 70
The Super Pit • Denton, Texas • 2/7/13

| Mean Green (8-17, 3-11 SBC) | FG-A | 3G-A | FT-A | O | D | T | PF | Pts | A | TO | B | S | Min. | | | | |
|-----------------------------|------|------|------|---|----|----|----|-----|----|----|----|----|------|----|---|----|-----|
| 13 Mitchell, Tony | f | 3 | 10 | 1 | 6 | 7 | 8 | 4 | 9 | 13 | 4 | 14 | 0 | 2 | 0 | 1 | 28 |
| 32 Franklin, Roger | f | 5 | 15 | 0 | 0 | 2 | 3 | 4 | 3 | 7 | 2 | 12 | 1 | 2 | 0 | 2 | 33 |
| 03 Williams, Alzee | g | 7 | 10 | 0 | 0 | 3 | 5 | 0 | 1 | 1 | 1 | 1 | 17 | 1 | 0 | 0 | 38 |
| 04 Hardwick, P.J. | g | 0 | 1 | 0 | 0 | 0 | 0 | 5 | 5 | 2 | 0 | 4 | 5 | 0 | 0 | 33 | |
| 23 Williams, Jordan | g | 5 | 19 | 3 | 8 | 2 | 3 | 2 | 4 | 6 | 3 | 15 | 0 | 0 | 0 | 0 | 37 |
| 22 Overlander, Clarke | g | 0 | 2 | 0 | 2 | 0 | 0 | 0 | 0 | 0 | 1 | 0 | 0 | 0 | 0 | 0 | 7 |
| 25 Stojilkovic, Niko | g | 0 | 1 | 0 | 1 | 0 | 0 | 0 | 0 | 0 | 1 | 0 | 0 | 1 | 0 | 0 | 7 |
| 44 Coleman, Keith | g | 0 | 1 | 0 | 0 | 1 | 4 | 0 | 2 | 2 | 3 | 1 | 0 | 1 | 1 | 0 | 17 |
| TEAM | | | | | | | | 3 | 2 | 5 | | | | | | | |
| Totals | | 20 | 59 | 4 | 17 | 15 | 23 | 13 | 26 | 39 | 17 | 59 | 6 | 12 | 1 | 3 | 200 |

| Hilltoppers (13-11, 7-6 SBC) | FG-A | 3G-A | FT-A | O | D | T | PF | Pts | A | TO | B | S | Min. | | | | |
|------------------------------|------|------|------|---|----|---|----|-----|----|----|----|----|------|----|---|---|-----|
| 44 Fant, George | f | 6 | 16 | 0 | 0 | 2 | 3 | 1 | 7 | 8 | 3 | 14 | 1 | 3 | 3 | 1 | 34 |
| 20 Rostov, Aleksejs | c | 2 | 3 | 0 | 1 | 0 | 0 | 2 | 3 | 5 | 3 | 4 | 1 | 2 | 0 | 0 | 15 |
| 12 Harris, Brandon | g | 3 | 5 | 3 | 5 | 1 | 2 | 2 | 2 | 4 | 2 | 10 | 1 | 0 | 0 | 0 | 22 |
| 14 Crook, Jamal | g | 5 | 8 | 1 | 2 | 3 | 4 | 1 | 5 | 6 | 1 | 14 | 3 | 1 | 1 | 1 | 27 |
| 52 Price, T.J. | g | 3 | 10 | 2 | 6 | 1 | 2 | 1 | 3 | 4 | 1 | 9 | 3 | 1 | 1 | 0 | 35 |
| 00 Anyigbo, Kene | g | 1 | 3 | 0 | 0 | 0 | 0 | 1 | 2 | 3 | 1 | 2 | 0 | 0 | 1 | 0 | 11 |
| 01 Kaspar, Kevin | g | 2 | 6 | 0 | 2 | 2 | 2 | 0 | 2 | 2 | 1 | 6 | 2 | 0 | 0 | 1 | 22 |
| 10 Dickerson, Caden | g | 1 | 2 | 1 | 1 | 0 | 0 | 0 | 1 | 1 | 1 | 3 | 0 | 2 | 0 | 0 | 15 |
| 15 Akamune, O'Karo | g | 4 | 6 | 0 | 0 | 0 | 0 | 1 | 1 | 2 | 3 | 8 | 1 | 1 | 0 | 1 | 13 |
| 24 Drane, Stephon | g | 0 | 1 | 0 | 0 | 0 | 0 | 0 | 0 | 0 | 0 | 0 | 0 | 0 | 0 | 0 | 6 |
| TEAM | | | | | | | | 3 | 3 | | | | | | | | |
| Totals | | 27 | 60 | 7 | 17 | 9 | 13 | 9 | 29 | 38 | 16 | 70 | 12 | 12 | 6 | 4 | 200 |

| | 1st | 2nd | Tot | FG% | 3FG% | FT% | Paint | Off/To | 2nd | FB | Bench |
|-------------|-----|-----|-----|------|------|------|-------|--------|-----|----|-------|
| North Texas | 24 | 35 | 59 | 33.9 | 23.5 | 65.2 | 28 | 8 | 13 | 8 | 1 |
| Hilltoppers | 27 | 43 | 70 | 45.0 | 41.2 | 69.2 | 32 | 9 | 12 | 4 | 19 |

Officials: Alan Spainhour, Kerry Sitton, Sidney Cohen
Attendance: 3,528

26 NORTH TEXAS 77 vs FIU 67
The Super Pit • Denton, Texas • 2/9/13

| Mean Green (9-17, 4-11 SBC) | FG-A | 3G-A | FT-A | O | D | T | PF | Pts | A | TO | B | S | Min. | | | | |
|-----------------------------|------|------|------|---|---|----|----|-----|----|----|----|----|------|----|---|---|-----|
| 13 Mitchell, Tony | f | 4 | 4 | 1 | 1 | 0 | 0 | 0 | 6 | 6 | 4 | 9 | 1 | 4 | 2 | 0 | 22 |
| 25 Stojilkovic, Niko | f | 3 | 4 | 0 | 0 | 2 | 2 | 0 | 4 | 4 | 1 | 8 | 3 | 3 | 0 | 1 | 22 |
| 32 Franklin, Roger | f | 5 | 8 | 0 | 1 | 11 | 11 | 0 | 5 | 5 | 4 | 21 | 3 | 3 | 3 | 0 | 36 |
| 04 Hardwick, P.J. | g | 2 | 3 | 0 | 0 | 5 | 5 | 0 | 1 | 1 | 2 | 9 | 1 | 4 | 0 | 2 | 26 |
| 23 Williams, Jordan | g | 4 | 6 | 1 | 2 | 6 | 10 | 1 | 3 | 4 | 0 | 15 | 2 | 2 | 2 | 1 | 39 |
| 03 Williams, Alzee | g | 6 | 7 | 0 | 0 | 3 | 4 | 1 | 1 | 2 | 2 | 15 | 2 | 2 | 0 | 0 | 33 |
| 10 Mitchell, Austin | g | 0 | 0 | 0 | 0 | 0 | 0 | 0 | 0 | 0 | 0 | 0 | 0 | 1 | 0 | 0 | 0+ |
| 22 Overlander, Clarke | g | 0 | 0 | 0 | 0 | 0 | 0 | 0 | 0 | 0 | 0 | 0 | 0 | 0 | 0 | 0 | 9 |
| 44 Coleman, Keith | g | 0 | 0 | 0 | 0 | 0 | 0 | 1 | 3 | 4 | 2 | 0 | 1 | 2 | 0 | 0 | 14 |
| TEAM | | | | | | | | 2 | 2 | | | | | | | | |
| Totals | | 24 | 32 | 2 | 4 | 27 | 32 | 5 | 23 | 28 | 16 | 77 | 13 | 21 | 7 | 4 | 201 |

| FIU (13-11, 8-7 SBC) | FG-A | 3G-A | FT-A | O | D | T | PF | Pts | A | TO | B | S | Min. | | | | |
|-----------------------|------|------|------|---|----|----|----|-----|---|----|----|----|------|----|---|---|-----|
| 03 Frink, Jerome | f | 2 | 7 | 0 | 1 | 1 | 1 | 1 | 2 | 3 | 5 | 5 | 0 | 0 | 0 | 0 | 29 |
| 15 Murphy, Tymell | f | 10 | 12 | 1 | 2 | 2 | 2 | 1 | 4 | 5 | 1 | 23 | 2 | 5 | 0 | 3 | 36 |
| 33 Akomolafe, Tola | f | 1 | 5 | 0 | 2 | 0 | 0 | 2 | 1 | 3 | 3 | 2 | 2 | 2 | 0 | 0 | 30 |
| 01 Hill, Deric | g | 4 | 9 | 3 | 3 | 4 | 5 | 0 | 0 | 0 | 5 | 15 | 1 | 0 | 0 | 5 | 33 |
| 24 Smith, Malik | g | 1 | 6 | 0 | 4 | 2 | 3 | 0 | 0 | 0 | 2 | 4 | 0 | 1 | 0 | 0 | 31 |
| 02 Porcher Jimenez, M | g | 2 | 5 | 1 | 2 | 2 | 2 | 0 | 1 | 1 | 2 | 7 | 0 | 2 | 0 | 1 | 25 |
| 10 Bell, Cameron | g | 2 | 6 | 1 | 1 | 4 | 5 | 0 | 0 | 0 | 1 | 9 | 0 | 0 | 0 | 0 | 14 |
| 14 Ferrales, Juan | g | 0 | 1 | 0 | 0 | 2 | 2 | 0 | 0 | 0 | 1 | 2 | 0 | 1 | 0 | 0 | 3 |
| TEAM | | | | | | | | 2 | 2 | | | | | | | | |
| Totals | | 22 | 51 | 6 | 15 | 17 | 20 | 6 | 8 | 14 | 20 | 67 | 5 | 11 | 0 | 9 | 201 |

| | 1st | 2nd | Tot | FG% | 3FG% | FT% | Paint | Off/To | 2nd | FB | Bench |
|-------------|-----|-----|-----|------|------|------|-------|--------|-----|----|-------|
| North Texas | 41 | 36 | 77 | 75.0 | 50.0 | 84.4 | 30 | 11 | 5 | 4 | 15 |
| FIU | 35 | 32 | 67 | 43.1 | 40.0 | 85.0 | 24 | 15 | 4 | 2 | 18 |

Officials: Dan Chrisman, Dedric Taylor, Brad Etter
Attendance: 5,497

27 NORTH TEXAS 73 at ULM 85
Fant-Ewing Coliseum • Monroe, La. • 2/14/13

| Mean Green (9-18, 4-12 SBC) | FG-A | 3G-A | FT-A | O | D | T | PF | Pts | A | TO | B | S | Min. | | | | |
|-----------------------------|------|------|------|---|----|----|----|-----|----|----|----|----|------|----|----|---|-----|
| 13 Mitchell, Tony | f | 4 | 8 | 0 | 3 | 2 | 3 | 3 | 5 | 8 | 3 | 10 | 3 | 1 | 5 | 0 | 34 |
| 25 Stojilkovic, Niko | f | 1 | 2 | 1 | 2 | 0 | 0 | 0 | 1 | 1 | 1 | 3 | 2 | 1 | 1 | 0 | 17 |
| 04 Hardwick, P.J. | g | 2 | 5 | 0 | 0 | 0 | 0 | 0 | 2 | 2 | 3 | 4 | 5 | 3 | 0 | 0 | 25 |
| 23 Williams, Jordan | g | 7 | 12 | 3 | 5 | 5 | 6 | 1 | 0 | 1 | 4 | 22 | 0 | 5 | 0 | 0 | 34 |
| 32 Franklin, Roger | g | 8 | 14 | 0 | 0 | 6 | 8 | 3 | 8 | 11 | 2 | 22 | 3 | 1 | 4 | 1 | 37 |
| 03 Williams, Alzee | g | 3 | 12 | 0 | 0 | 4 | 4 | 2 | 0 | 2 | 1 | 10 | 2 | 3 | 0 | 1 | 33 |
| 10 Mitchell, Austin | g | 0 | 0 | 0 | 0 | 0 | 0 | 0 | 0 | 0 | 0 | 0 | 0 | 0 | 0 | 0 | 0+ |
| 22 Overlander, Clarke | g | 0 | 1 | 0 | 0 | 0 | 0 | 0 | 0 | 0 | 4 | 0 | 0 | 0 | 0 | 0 | 13 |
| 44 Coleman, Keith | g | 1 | 1 | 0 | 0 | 0 | 0 | 1 | 0 | 1 | 3 | 2 | 0 | 2 | 0 | 0 | 7 |
| TEAM | | | | | | | | 1 | 4 | 5 | | | | | | | |
| Totals | | 26 | 55 | 4 | 10 | 17 | 21 | 11 | 20 | 31 | 21 | 73 | 15 | 16 | 10 | 2 | 200 |

| ULM (4-17, 3-12 SBC) | FG-A | 3G-A | FT-A | O | D | T | PF | Pts | A | TO | B | S | Min. | | | | |
|----------------------|------|------|------|---|----|----|----|-----|----|----|----|----|------|---|---|---|-----|
| 01 James, Jayon | f | 1 | 4 | 0 | 0 | 2 | 4 | 2 | 1 | 3 | 4 | 4 | 1 | 4 | 0 | 1 | 25 |
| 23 Brown, Millaun | f | 9 | 10 | 0 | 0 | 3 | 4 | 3 | 5 | 8 | 3 | 21 | 1 | 0 | 1 | 1 | 30 |
| 04 McCray, R.J. | g | 4 | 6 | 1 | 1 | 1 | 2 | 0 | 3 | 3 | 2 | 10 | 6 | 2 | 1 | 1 | 30 |
| 05 Mackey, Trent | g | 6 | 8 | 5 | 7 | 1 | 2 | 1 | 1 | 2 | 2 | 18 | 0 | 0 | 0 | 0 | 36 |
| 10 Olatayo, Amos | g | 8 | 19 | 2 | 5 | 4 | 12 | 2 | 5 | 7 | 0 | 22 | 4 | 1 | 0 | 2 | 39 |
| 15 Koszuta, Kyle | g | 2 | 3 | 1 | 2 | 0 | 0 | 0 | 2 | 2 | 3 | 5 | 3 | 1 | 0 | 0 | 15 |
| 35 Lindsey, Trey | g | 1 | 5 | 0 | 1 | 3 | 4 | 1 | 2 | 3 | 2 | 5 | 4 | 1 | 0 | 1 | 25 |
| TEAM | | | | | | | | 1 | 1 | | | | | | | | |
| Totals | | 31 | 55 | 9 | 16 | 14 | 28 | 10 | 19 | 29 | 16 | 85 | 19 | 9 | 2 | 6 | 200 |


| | 1st | 2nd | Tot | FG% | 3FG% | FT% | Paint | Off/To | 2nd | FB | Bench |
|-------------|-----|-----|-----|------|------|------|-------|--------|-----|----|-------|
| North Texas | 42 | 31 | 73 | 47.3 | 40.0 | 81.0 | 34 | 14 | 13 | 4 | 12 |
| ULM | 33 | 52 | 85 | 56.4 | 56.3 | 50.0 | 40 | 18 | 12 | 2 | 10 |

Officials: Bruce Benedict, Brad Ferrie, Rodrick Dixon
Attendance: 904


RADIO-TV CHART



1 Jacob Holmen
6-8 • 225 • Sr. • F
Whitehouse, Texas




2 Brandon Walton
6-2 • 205 • Sr. • G
Compton, Calif.




3 Alzee Williams
6-4 • 180 • Jr. • G
Dallas



4 P.J. Hardwick
5-10 • 170 • Fr. • G
Miami




5 Chris Jones
6-2 • 202 • So. • G
Garland, Texas




10 Austin Mitchell
6-1 • 180 • Fr. • G
Plano, Texas




11 Justin Patton
6-7 • 200 • Sr. • F
Bossier City, La.




13 Tony Mitchell
6-8 • 235 • So. • F
Dallas




21 T. J. Taylor
6-3 • 220 • So. • G
Denison, Texas




22 Clarke Overlander
6-5 • 210 • Fr. • G
Argyle, Texas




23 Jordan Williams
6-6 • 195 • So. • G
Dallas



25 Niko Stojiljkovic
6-9 • 215 • Sr. • F
Paris, France



32 Roger Franklin
6-5 • 220 • Sr. • G/F
Duncanville, Texas



44 Keith Coleman
6-10 • 245 • So. • F/C
Philadelphia, Penn.



HEAD COACH
Tony Benford



NORTH TEXAS BASKETBALL