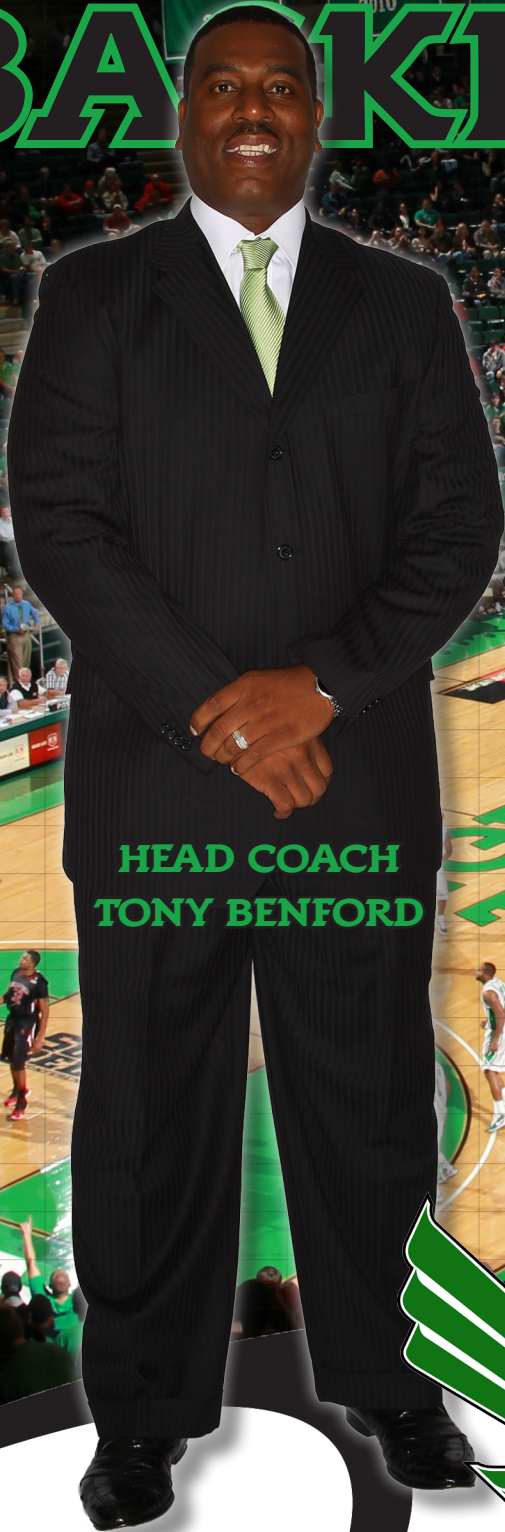



NORTH TEXAS BASKETBALL



**HEAD COACH
TONY BENFORD**



**TWO-TIME ALL-SUN BELT
TONY MITCHELL**



2013 SUN BELT TOURNAMENT GUIDE



ALL-AMERICAN TONY MITCHELL

• **CBS SPORTS**

Preseason All-America (Second Team)
Preseason No. 7 Ranked Player in NCAA

• **ESPN**

Preseason All-America (Second Team)

• **BASKETBALL TIMES MAGAZINE**

Featured on Oct. Issue Cover

• **JOHN WOODEN AWARD**

Wooden Award Preseason Top 50 Player

• **BLUE RIBBON REPORT**

Preseason All-America (Third Team)

• **LINDY'S SPORTS**

No. 2 Center in the Nation

• **SUN BELT CONFERENCE**

Preseason Player of the Year

• **LEBRON JAMES, AMAR'E STOUDEMIRE
SKILLS ACADEMY STANDOUT**

• **ATHLON SPORTS**

Preseason All-America (Second Team)
No. 3 Inside-Out Player in the Country



BY THE NUMBERS

 **153** CAREER BLOCKS - 2.8 PER GAME

 **13.8** CAREER POINTS PER GAME

 **9.2** CAREER REBOUNDS PER GAME

 **19** CAREER DOUBLE-DOUBLES

 **49.1** PERCENT CAREER SHOOTER

 **34.1** CAREER 3-POINT SHOOTER

NORTH TEXAS BASKETBALL

Stephen Howard • Asst. Director Media Relations • Office: 940.369.8548 • Cell: 817.793.5199 • stephen.howard@unt.edu

2012-13 SCHEDULE

NOVEMBER

9	at No. 16/15 Creighton	L 71-51
12	vs. Alabama-Huntsville #	L 78-75
13	vs. Lamar #	W 74-59
16	Cameron	W 78-49
19	vs. IUPUI %	W 80-66
20	vs. Virginia %	L 80-64
28	UT Arlington (TXA21)	L 72-59

DECEMBER

1	Louisiana-Lafayette *	L 80-76
5	at St. Louis (FSN-Midwest)	L 67-63
8	Jackson State	W 83-65
16	Southeastern Louisiana	W 45-40
20	Lehigh	L 90-75
29	at Western Kentucky * (HSSN)	L 70-64
31	at Middle Tennessee * (ESPNU)	L 75-57

JANUARY

3	Troy *	W 76-59
5	ULM *	L 81-68
10	at UALR *	L 67-53
12	South Alabama *	W 66-56
17	at FIU *	L 70-64
19	at Florida Atlantic *	W 61-59 OT
24	Middle Tennessee *	L 72-64
26	UALR *	L 62-57
31	at Louisiana-Lafayette *	L 105-74

FEBRUARY

2	at Arkansas State *	L 75-66 OT
7	Western Kentucky * (TXA21)	L 70-59
9	FIU *	W 77-67
14	at ULM *	L 85-73
16	at Troy * (Sun Belt Network)	W 63-61
21	Florida Atlantic *	W 66-57 OT
23	at South Alabama *	L 69-57
28	Arkansas State *	W 74-50

MARCH

8	No. 8 Louisiana-Lafayette \$	6:30 p.m.
---	------------------------------	-----------

NIT Season Tip-Off (Midwest Regional; Manhattan, Kan.)

% NIT Season Tip-Off (Consolation Round; Charlottesville, Va.)

* Sun Belt Conference Game

\$ Sun Belt Tournament - Hot Springs, Ark.

All times Central

SUN BELT CONFERENCE TOURNAMENT GUIDE



- Hot Springs, Ark. • Summit Arena (6,000)
- March 8-11, 2012
- Radio: MGRN - 88.1 KNTU-FM, 95.3 KHYI-FM George Dunham (PBP), Hank Dickenson (Analyst)
- TV: Quarterfinals & Semifinals - SBC Network (ESPN Full Court), Finals - ESPN
- Webcast: sunbeltsports.org (opening round), ESPN3

NORTH TEXAS PROBABLE STARTERS

4 P.J. HARDWICK 5-10 • 170 • G • FR. MIAMI, FL.		PPG: 3.7 RPG: 2.9 FG%: 40.4 FT%: 75.0 APG: 2.5 MPG: 23.5	80.0FT% in SBC play 4th in the league ... 5.6 PPG, 3.5 APG, 4.2 RPG, 85.3 FT% in 12 starts ... 1 of 2 NT players with a +1.2 A/TO ratio or better ... Leads NT with 76 total assists ... 12 starts
3 ALZEE WILLIAMS 6-4 • 180 • G • JR. DALLAS, TEXAS		PPG: 11.1 RPG: 3.4 FG%: 42.6 FT%: 73.1 APG: 1.4 MPG: 34.5	Averaging a turnover every 27.6 mins - 4th best ratio in the NCAA ... 1.1 A/TO ratio ... Can play the 1 or the 2 efficiently ... Leads NT with 34.5 minutes per game ... 52 career starts.
23 JORDAN WILLIAMS 6-6 • 195 • G • SO. DALLAS, TEXAS		PPG: 14.0 RPG: 3.7 FG%: 41.4 FT%: 74.6 3FG%: 33.3 MPG: 31.5	Avg 18.8 PPG, 42.2 3FG% in last 11 games ... 16.0 PPG in SBC games ranks 5th ... Career 48.3% shooter inside 3-point arch ... 35 career double-digit games ... 40 career starts.
32 ROGER FRANKLIN 6-5 • 220 • G/F • SR. DUNCANVILLE, TEXAS		PPG: 11.6 RPG: 6.3 FG%: 48.1 FT%: 75.2 APG: 1.0 SPG: 1.1	15.2 PPG, 51.4 FG%, 80.4 FT% in last 13 games ... Double-figures in 12 of the last 14 games ... Only NT player to start every game ... Posted 35 career double-digit games ... 47 starts.
13 TONY MITCHELL 6-8 • 235 • F • SO. DALLAS, TEXAS		PPG: 13.1 RPG: 8.4 FG%: 44.1 FT%: 68.2 BPG: 2.7 MPG: 32.2	Preseason All-American ... SBC Preseason POY ... 2.7 BPG 1st in SBC, 19th in NCAA ... 19 career double-doubles ... 8.4 RPG 76th in NCAA ... 50 starts ... NT record 153 career blocks.

NORTH TEXAS RESERVES

Pos	No	Name	Ht	Wt	Yr	Hometown	Pts / Reb / Other
F	1	Jacob Holmen	6-8	225	Sr.	Whitehouse, Texas	5.6 / 3.5 / 32.3 3FG%
G	2	Brandan Walton	6-2	205	Sr.	Compton, Calif.	-
G	5	Chris Jones	6-2	202	So.	Garland, Texas	9.5 / 3.7 / 4.9 APG
G	10	Austin Mitchell	6-1	180	Fr.	Plano, Texas	0.0 / 0.2 / 1 steal
F	11	Justin Patton	6-7	200	Sr.	Bossier City, La.	3.2 / 1.7 / 74.3 FT%
G	21	T.J. Taylor	6-3	220	So.	Denison, Texas	-
G	22	Clarke Overlander	6-5	210	Fr.	Argyle, Texas	1.0 / 0.3 / 6 steals
F	25	Niko Stojiljkovic	6-9	215	Sr.	Paris, France	2.5 / 2.2 / 0.9 APG
F	44	Keith Coleman	6-10	245	So.	Philadelphia	1.4 / 1.7 / 11 blocks

ATHLETIC MEDIA RELATIONS

Eric Capper - Assoc. AD/Media Relations
940-565-2476 • eric.capper@unt.edu

Stephen Howard - Asst. Director (MBB)
940-369-8548 • 817-793-5199 (cell)
stephen.howard@unt.edu

Media Information

Credentials

Working press credentials can be requested by contacting Stephen Howard (940-369-8548). Full-season and single-game passes will be mailed whenever possible. If not, they will be left at the Will Call table located at Gate C in the Super Pit.

Player Interviews

All interviews with North Texas players must be arranged through the Media Relations Office. Please contact Stephen Howard.

Tony Benford Interviews

All interviews with North Texas head coach Tony Benford must be arranged through the Media Relations Office. Please contact Stephen Howard.

Post-Game Interviews

The Mean Green locker room is closed at all times. Coach Benford and requested players will be available for interviews postgame after a brief cooling off period.

Practice Coverage

North Texas basketball practice is always open to the media. Practice times are usually scheduled for 3:30-6 p.m., and players and coaches are available for interviews prior to each practice, on a prearranged basis through the athletic media relations office.

Quick Facts

Location: Denton, Texas
Founded: 1890
Enrollment: 35,694
Nickname: Mean Green
Colors: Green and White
Home Arena: The Super Pit (10,500)
Affiliation: Division I
Conference: Sun Belt (C-USA 2013-14)
Head Coach: Tony Benford (1st Year)
Record at North Texas: 12-19, 7-13 SBC
Overall Record: Same
Program All-Time Record: 1075-1213-1

Quick Hitters

- NT is 50-26 (65.8) in the months of Feb. and March since the 2006-07 season.
- The 24-point senior-day win over ASU was NT's largest victory margin in SBC play this year, and its first win over a West Division foe in eight tries.
- Tony Mitchell, a two-time All-Sun Belt selection, enters the SBC Tournament with back-to-back double-doubles.

Reaching Its Potential - NT is hitting its stride heading into the SBC Tournament. NT, which has advanced to each of the last three SBC Tourny finals, has won four of its last six games. Below is a snapshot of NT's last six outings.

North Texas Last Six Games

PPG	FG%	Opp FG%	BPG	Reb	Mar
68.3	46.0	39.8	5.7		+3.2

Protect The Pit - - The win over the Red Wolves last Thursday secured a winning season at home at 8-7 for the Mean Green. NT has now had a winning record at the Super Pit in each of the last 10 seasons. Since the Super Pit opened in 1973, NT has posted a winning record in 28 of the 40 seasons at the venue.

Tourney Talk - NT earned the No. 9 seed in the Sun Belt Tournament, and will draw a familiar foe in the opening round in No. 8 Louisiana-Lafayette. For a second straight year the Ragin' Cajuns took both regular season meetings with NT, and once again the two will meet in the SBC Tourny. Last March, No. 5 North Texas upset No. 4 Louisiana-Lafayette, 65-62, thanks to a deep 3-pointer from Brandan Walton with eight seconds remaining.

Sultans Of Swat - Thanks to the blocking prowess of Tony Mitchell, NT is on the cusp of breaking the program's single season team blocks record. NT has 149 blocks this year, just eight swats behind the 2006-07 squad's record of 151. NT ranks 40th in the country with 4.8 blocks per game, and Mitchell's 2.7 per game ranks 19th.

Banged Up - Due to mounting injuries, NT will take the court with just nine scholarship players. NT has lost Brandan Walton, Justin Patton and Jacob Holmen to season ending injuries this year. NT's injuries have already accounted for 78 individual games missed in 2012-13.

All-Sun Belt Conference - With a second-team nod, Tony Mitchell was NT's lone representative on the All-Sun Belt teams.

INSIDE THE TOURNEY

- In the 36-year history of the Sun Belt only two programs have a better winning percentage in the SBC Tournament than North Texas. NT is 16-10 (.615) all-time in the SBC Tourny, which trails only Western Kentucky (45-22, .672) and former Sun Belt member UAB (20-8, .714).

NT in the Sun Belt Tournament Since '07

Year	Seed	Round
2007	5	Champion
2008	6	Quarterfinals
2009	4	Semifinals
2010	2	Champion
2011	W4	Finals
2012	5	Finals

- North Texas has dominated the Sun Belt Conference Tournament in recent years. In fact, the Mean Green became just the third team in SBC history to advance to three straight finals appearances. NT has gone to the finals in four of the last six years, winning championships in 2007 and 2010.

Most Consecutive SBC Finals

Team	Years
UAB	1980-84 (5)
North Texas	2010-12 (3)
WKU	2001-03 (3)
WKU	1993-95 (3)

- North Texas holds the team record for the most points scored in an SBC Tournament (312 in 2007), the most field goal attempts (239 in 2007), the best 3-point field goal percentage (51.5 in 2012) and the most rebounds (165 in 2007).

- North Texas Individ. SBC Tourny Records

Player	Record	No.	Year
T. Thompson	Pts. Tourny	95	2011
	FT Gm	20	2011
	FT% Gm	100.0	2011
J. Holmen	3FG% Gm	100.0	2012
T. Mitchell	FT% Tourny	100.0	2012
S. Johnson	Reb. Gm	21	2004
	Blocks Gm	8	2004
G. Odufuwa	Reb. Tourny	50	2011

NORTH TEXAS STATS

Points Per Game	66.5
Scoring Margin	-2.1
Field Goal Percentage	41.4
3-Point Field Goal Percentage	28.2
Free Throw Percentage	71.5
Rebounding Margin	+1.1
Assists Per Game	10.2
Turnovers Per Game	13.9
Steals Per Game	6.3
Blocks Per Game	4.8

SUN BELT CONFERENCE

SBC STANDINGS

(Final Regular Season)

EAST DIVISION

Team	Sun Belt	Overall
Middle Tennessee	19-1 .950	27-4 .871
South Alabama	14-6 .700	17-11 .607
FIU	11-9 .550	16-13 .552
WKU	10-10 .500	16-15 .516
Florida Atlantic	9-11 .450	14-17 .452
Troy	6-14 .300	11-20 .355

WEST DIVISION

Team	Sun Belt	Overall
Arkansas State	12-8 .600	18-11 .621
UALR	11-9 .550	17-14 .548
Louisiana-Lafayette	8-12 .400	12-19 .387
North Texas	7-13 .350	12-19 .387
Louisiana-Monroe	3-17 .150	4-22 .154

NORTH TEXAS SBC RANKINGS

(Final Regular Season)

OVERALL RANKINGS

Category	Stat	Rank
Scoring Offense	66.5	8
Scoring Defense	68.6	8
Scoring Margin	-2.1	7
Free Throw Pct	.715	1
Field Goal Pct	.414	8
Defensive Field Goal Pct	.417	4
3-Point FG Pct	.282	10
Defensive 3-Point FG Pct	.362	10
Rebounding Offense	37	2
Rebounding Defense	35.9	7
Rebounding Margin	1.1	4
Blocks	4.8	3
Assists	10.2	10
Steals	6.3	8
Turnover Margin	-0.90	8
Assist/Turnover Ratio	0.70	9
Offensive Rebounds	12.3	4
Defensive Rebounds	24.7	2
Defensive Rebound Pct	.673	5
Offensive Rebound Pct	.340	5
3-Point FG Made	3.5	11

SUN BELT ONLY RANKINGS

Category	Stat	Rank
Scoring Offense	65.8	8
Scoring Defense	69.5	9
Scoring Margin	-3.8	9
Free Throw Pct	.725	1
Field Goal Pct	.427	7
Defensive Field Goal Pct	.426	5
3-Point FG Pct	.325	8
Defensive 3-Point FG Pct	.353	7
Rebounding Offense	34.9	6
Rebounding Defense	35	7
Rebounding Margin	0	7
Blocks	5	2
Assists	9.5	11
Steals	5.4	10
Turnover Margin	-3.05	10
Assist/Turnover Ratio	0.60	11
Offensive Rebounds	10.6	8
Defensive Rebounds	24.4	4
Defensive Rebound Pct	.663	8
Offensive Rebound Pct	.318	8
3-Point FG Made	3.7	11

Reinforcements Arrived - Point guard Chris Jones made his return to the court after missing 16 games with a broken foot sustained on Dec. 29 at Western Kentucky. The sophomore, who was averaging a league-best 5.1 assists per game prior to his injury, leads the Mean Green and ranks third in the SBC with a 1.7 assist-to-turnover ratio.

Chris Jones' Career Numbers

PPG	RPG	APG	SPG	A/TO
12.1	4.3	4.5	2.3	1.38

Will-ing & Able - Over the last 11 games, Jordan Williams has been scoring as well as any guard in the country. The sophomore, who racked up 25 points at Troy on 7-of-9 shooting from 3-point, is scoring at will.

Jordan Williams' 2012-13 Progression

Snapshot	PPG	FG%
Overall	14.0	41.4
Sun Belt	16.0	43.9
Last 11	18.8	43.9

Beast Of The Block - Tony Mitchell now owns the top two blocks seasons in NT history (83, 70), as well as the program's career record (153). In fact, he ranks second in the nation in career blocks per game (2.83) amongst all active players with 50 games under their belt.

Four Score - Over the last 10 games, the four core NT players - Tony Mitchell, Roger Franklin, Jordan Williams and Alzee Williams - have accounted for 82.5 percent of NT's scoring while shooting a combined 44.6 percent. The rest of the team is shooting 36.6 percent and is averaging a combined 11.6 points per game.

Minute Monster - Alzee Williams has been a workhorse for North Texas over the past two years. In fact, on Friday the junior could become just the second NT player to ever top the 1,000 minute barrier in back-to-back seasons. Only one other player in school history, Josh White ('09, '10, '11), can claim multiple 1,000-plus minute seasons.

Alzee Williams Minutes Breakdown

Year	Min	Min/G
2009-10	244	7.6
2010-11	Medical RS	
2011-12	1,018	31.8
2012-13	967	34.5
Total	2,229	24.2

Hot Shots - NT shot 75.0 percent from

the floor against FIU on Feb. 9, which was among the best shooting performances in NCAA history. NT not only broke the school record, but also topped the best shooting performance ever in a Sun Belt game. In the NCAA, only one game over the last five years topped NT's 75.0 percent shooting.

Nation's Most Efficient - Alzee Williams is one of the nation's most efficient players. The junior leads NT with 34.5 minutes per game, but has just 35 turnovers on the year. That averages out to a turnover every 28.3 minutes - the eighth best ratio in the nation.

Give Him The Ball! - Getting Tony Mitchell quality looks at the basket is one of the keys to an NT victory. In fact, the Mean Green is 5-2 when the Preseason All-American takes at least 14 shots.

Tony Mitchell With 14+ Shots					
PPG	RPG	FG%	3FG%	BPG	SPG
19.7	9.9	44.8	31.3	2.8	1.9
Mitchell With Less Than 14 Shots					
PPG	RPG	FG%	3FG%	BPG	SPG
11.2	8.0	43.6	29.2	2.6	0.7

Best In The Belt - With a winning percentage of 61.8, North Texas is the Sun Belt's winningest program since the 2006-07 season. NT has made four trips to the SBC Tournament finals since then, including championships in '07 and '10.

SBC Team (as of 3/5)	W-L	Win%
North Texas	139-86	61.8
Western Kentucky	142-90	61.2
Middle Tennessee	137-86	61.4
South Alabama	128-85	60.1

28th Ranked Recruiting Class - NT coach Tony Benford just laid the foundation on the nation's No. 28 ranked recruiting class according to HoopScoopOnline.com, which includes Seguin's Greg Wesley, Kingwood's Josh Friar and Oldsmar Christian big-man Tony Nunn. NT's class is ranked higher than that of any SBC school or future CUSA foe.

Tough Schedule - Matchups against No. 16/15 Creighton, the NIT Season Tip-Off, St. Louis and Lehigh got the attention of USA Today, which ranked the NT schedule as the nation's fifth toughest overall, and the best by any mid-major this year.

Pit Prowess - North Texas has been nearly unbeatable at home. In fact, the Mean Green is 83-23 (.783) at the Super Pit since the 2006-07 season, which is tops among Sun Belt schools at home.

NORTH TEXAS VS THE NCAA

(Rankings as of March 3)

Category	Stat	Rank
PPG.....	66.5.....	199
Opp Scoring.....	68.6.....	228
Margin.....	-2.1.....	232
FG%.....	41.4.....	268
Opp FG%.....	41.7.....	131
3-Pointer/Game.....	3.5.....	340
3FG%.....	-.....	-
3-Pt Defense.....	36.2.....	283
FT%.....	71.5.....	99
Reb Mar.....	+1.1.....	141
APG.....	10.2.....	318
Assist/Turnover.....	0.73.....	316
Blocks.....	4.8.....	40
Steals.....	6.3.....	226
TO/Game.....	13.9.....	216
TO/Margin.....	-0.9.....	244
Fouls.....	17.6.....	169

NT IN TOP 250 INDIVIDUAL

NT Player	Stat	Number	Rank
T. Mitchell	RPG	8.4	76
	BPG	2.68	19
	Double-Double	9	63

SUN BELT PRESEASON ALL-CONFERENCE TEAMS

First Team

- Will Neighbour (UALR, Jr., Forward)
- Trey Finn (Arkansas State, Sr., Guard)
- Marcos Knight (MTSU, Sr., Guard)
- Tony Mitchell (North Texas, So., Forward)**
- Augustine Rubit (USA, Jr., Forward)

Second Team

- Brandon Peterson (ASU, Sr., Forward)
- Greg Gantt (Florida Atlantic, Sr., Guard)
- JT Sulton (Middle Tennessee, Sr., Forward)
- Bruce Massey (Middle Tennessee, Sr., Guard)
- George Fant (WKU, So., Forward)

Third Team

- Marcus Hooten (Arkansas State, Sr., Guard)
- Raymond Cintron (MTSU, Sr., Guard)
- Javier Carter (South Alabama, Sr., Forward)
- Freddie Goldstein (USA, Sr., Guard)
- T.J. Price (WKU, So., Guard)

Player of the Year

Tony Mitchell (North Texas, So., Forward)

SUN BELT PRESEASON COACHES' POLL

EAST DIVISION

1. Middle Tennessee – 65 points (11)
2. South Alabama – 51 points
3. WKU – 47 points
4. Florida Atlantic – 29 points
5. Troy – 22 points
6. FIU – 17 points

WEST DIVISION

1. North Texas – 55 points (11)
2. Arkansas State – 40 points
3. UALR – 33 points
4. Louisiana-Lafayette – 24 points
5. Louisiana-Monroe – 13 points

NORTH TEXAS MEDIA AVAILABILITY SCHEDULE

Monday Feb. 25	Tuesday Feb. 26	Wednesday Feb. 27	Thursday Feb. 28	Friday March 1	Saturday March 2	Sunday March 3
Practice Super Pit 3:30 p.m.	Practice Super Pit 3:30 p.m.	Travel to Hot Springs, Ark.	Practice in Hot Springs, Benford Radio Show	Game Day SBC Tournament	Game Day SBC Tournament	Game Day SBC Tournament
Benford & players available prior to practice.	Benford & players available prior to practice.	Benford & players available prior to departure.	Benford & players available at request.	Benford & players available postgame.	Benford & players available postgame.	Benford & players available postgame.

Media availability subject to change. Please contact Stephen Howard for all requests.

NORTH TEXAS ROSTER

Name	No	Ht	Wt	Class	Pos	Exp	Hometown	Previous School
Jacob Holmen	1	6-8	225	Sr.	F	3L	Whitehouse, Texas	Whitehouse HS
Brandan Walton	2	6-2	205	Sr.	G	1L	Compton, Calif.	Casper College
Alzee Williams	3	6-4	180	Jr.	G	2L	Dallas	Miss. Elite Christian Academy
P.J. Hardwick	4	5-10	170	Fr.	G	HS	Miami	Christian Life Academy
Chris Jones	5	6-2	202	So.	G	1L	Garland, Texas	Lakeview Centennial HS
Austin Mitchell	10	6-1	180	Fr.	G	HS	Plano, Texas	Plano HS
Justin Patton	11	6-7	200	Sr.	F	TR	Bossier City, La.	Grambling State
Tony Mitchell	13	6-8	235	So.	F	1L	Dallas	Pinkston HS
T.J. Taylor	21	6-3	220	So.	G	TR	Denison, Texas	Paris JC/Marquette
Clarke Overlander	22	6-5	210	Fr.	G	HS	Argyle, Texas	Argyle HS
Jordan Williams	23	6-6	195	So.	G	1L	Dallas	Kimball HS
Niko Stojiljkovic	25	6-9	215	Sr.	F	1L	Paris, France	Lon Morris College
Roger Franklin	32	6-5	220	Sr.	G/F	1L	Duncanville, Texas	Oklahoma State
Keith Coleman	44	6-10	245	So.	F	TR	Philadelphia	Marshalltown CC


Head Coach: Tony Benford - Texas Tech, '92 (1st season)
 Associate Head Coach: Rob Evans - New Mexico State, '68
 Assistant Coaches: Bart Lundy - Winthrop, '94 (1st season), David Anwar - Fitchburg State, '98
 Director of Operations: Jeff Luster - Tabor College, '96

PRONUNCIATION GUIDE

- 3 Alzee Williams - "Al - Zee"
- 22 Clarke Overlander - "Clark"
- 25 Niko Stojiljkovic - "Knee-Ko Stoy-Yolk-Uh-Vich"

MEAN GREEN RADIO NETWORK

Every North Texas game will be carried on the Mean Green Radio Network. NT graduate and 1310 The Ticket (KTCK-AM) personality George Dunham will handle the play-by-play duties, with Deputy Athletic Director Hank Dickenson providing analysis. Dickenson will also handle all road play-by-play duties. All MGRN broadcasts can be heard in Denton on 88.1 KNTU-FM, in the DFW area on 95.3 KHYI-FM.



MEAN GREEN SOCIAL MEDIA



TWITTER
 @MeanGreenMBB
 @MeanGreenSports



FACEBOOK
 Facebook.com/MeanGreenMBB
 Facebook.com/MeanGreenSports

NORTH TEXAS' RECORD WHEN

Overall	12-19
Home.....	8-7
Road	2-11
Neutral.....	2-1
Leading at half.....	10-4
Trailing at half	1-12
Tied at half	1-3
Overtime.....	2-1
Five point games	3-4
"One Shot" games.....	3-2
Outshoots Opponent	12-4
Outshot by Opponent.....	0-15
More rebounds	8-10
Less or equal Rebounds	4-9
More offensive boards.....	3-13
Less or equal offensive boards	9-6
More turnovers.....	3-9
Less or equal turnovers	9-10
Player(s) foul out.....	1-9
Opponent(s) foul out	6-5
Has technical foul.....	2-5
Opponent technical foul.....	2-3

Scores:

59 and under	1-7
60-69	4-5
70-79	5-7
80-89	2-0
90-99	0-0
100+.....	0-0

Opponent Scores:

59 and under	8-0
60-69	4-5
70-79	0-8
80-89	0-4
90-99	0-1
100+.....	0-1

Shoots:

Under 35%.....	1-6
35-39%.....	3-4
40-44%.....	0-4
45-49%.....	6-5
50%+	2-0

Opponent Shoots:

Under 35%.....	6-1
35-39%.....	3-2
40-44%.....	3-4
45-49%.....	0-4
50%+	0-8

Free Throws:

Under 60%.....	2-3
60-69%.....	3-5
70-79%.....	4-9
80%+	3-2

Free Throw Attempts:

Under 20 Attempts.....	4-5
20-29	4-13
30-39	3-1
40-49	1-0
50+	0-0

Field Goal Attempts:

Under 50 FGA.....	3-4
50-59 FGA.....	5-10
60-69 FGA.....	4-4
70+ FGA	0-1

Uniforms:

White.....	9-6
Black.....	0-6
Green.....	3-7

Season Streaks

Longest Win Streak.....	3
Longest Losing Streak	5
Current Streak	Won 1
Last 10	4-6
Largest Lead.....	42 pts (vs Cameron)
Largest Deficit.....	33 pts (at Louisiana)
Largest Deficit Overcome	15 pts (at WKU)
With Seroka (since 08-09).....	87-56

MEAN GREEN 2012-13 ACCOLADES AND HONORS

Tony Mitchell

- John Wooden Award Preseason Top 50 Players
- Preseason All-America (ESPN, CBS Sports, Blue Ribbon Report, Lindy's, Basketball Times)
- Sun Belt Conference Preseason Player of the Year
- Preseason First-Team All-Sun Belt
- CBS Sports 2012 Preseason Top 100 College Players (No. 7)
- Basketball Times Oct. Issue Cover Boy
- Athlon Sports No. 3 Inside-Out Player in the Country
- Lindy's No. 2 Center in the Nation
- SB Nation No. 9 on Top 100 Players in College Basketball
- NBA Draft Express 2013 NBA Mock Draft No. 8 Overall Pick

Jordan Williams

- College Sports Madness Preseason All-Sun Belt (First Team)

Chris Jones

- College Sports Madness Preseason All-Sun Belt (First Team)

STARTING LINEUPS & RECORDS

Game	1	2	3	4	5	Result
at No. 16 Creighton	Jones	A. Williams	J. Williams	Franklin	T. Mitchell	L 71-51
vs. Alabama-Huntsville	Jones	A. Williams	J. Williams	Franklin	T. Mitchell	L 78-75
vs. Lamar	Jones	A. Williams	J. Williams	Franklin	T. Mitchell	W 74-59
Cameron	Jones	A. Williams	J. Williams	Franklin	T. Mitchell	W 78-49
vs. IUPUI	Jones	A. Williams	J. Williams	Franklin	T. Mitchell	W 80-66
at Virginia	Jones	A. Williams	J. Williams	Franklin	T. Mitchell	L 80-64
UT Arlington	Jones	A. Williams	J. Williams	Holmen	Franklin	L 72-59
Louisiana	Jones	A. Williams	J. Williams	Franklin	T. Mitchell	L 80-76
at Saint Louis	Jones	A. Williams	Holmen	Franklin	T. Mitchell	L 67-63
Jackson State	Jones	A. Williams	Holmen	Franklin	T. Mitchell	W 83-65
Southeastern Louisiana	Jones	A. Williams	Holmen	Franklin	T. Mitchell	W 45-40
Lehigh	Jones	J. Williams	Holmen	Franklin	Stojiljkovic	L 90-75
Western Kentucky	Jones	A. Williams	Holmen	Franklin	T. Mitchell	L 70-64
Middle Tennessee	A. Williams	J. Williams	Holmen	Franklin	T. Mitchell	L 75-57
Troy	Hardwick	J. Williams	Patton	Franklin	T. Mitchell	W 76-59
ULM	Hardwick	J. Williams	Patton	Franklin	T. Mitchell	L 81-68
UALR	Hardwick	A. Williams	J. Williams	Franklin	T. Mitchell	L 67-53
South Alabama	Hardwick	A. Williams	J. Williams	Franklin	T. Mitchell	W 66-56
FIU	Hardwick	A. Williams	J. Williams	Franklin	T. Mitchell	L 70-64
Florida Atlantic	Hardwick	J. Williams	Stojiljkovic	Franklin	T. Mitchell	W 61-59
Middle Tennessee	Hardwick	J. Williams	Stojiljkovic	Franklin	T. Mitchell	L 72-64
UALR	Hardwick	J. Williams	Stojiljkovic	Franklin	T. Mitchell	L 62-57
Louisiana	Hardwick	J. Williams	Stojiljkovic	Franklin	T. Mitchell	L 105-74
Arkansas State	Hardwick	A. Williams	J. Williams	Franklin	T. Mitchell	L 75-66
Western Kentucky	Hardwick	A. Williams	J. Williams	Franklin	T. Mitchell	L 70-59
FIU	Hardwick	J. Williams	Stojiljkovic	Franklin	T. Mitchell	W 77-67
ULM	Hardwick	J. Williams	Stojiljkovic	Franklin	T. Mitchell	L 85-73
Troy	Hardwick	A. Williams	J. Williams	Franklin	T. Mitchell	W 63-61
Florida Atlantic	Hardwick	A. Williams	J. Williams	Franklin	Coleman	W 66-57
South Alabama	Hardwick	A. Williams	J. Williams	Franklin	T. Mitchell	L 69-57
Arkansas State	A. Williams	J. Williams	Stojiljkovic	Franklin	T. Mitchell	W 74-50

MEAN GREEN MILESTONE GAMES

Double Figure Points

T. Mitchell.....	24
J. Williams.....	23
Franklin.....	20
A. Williams.....	20
Jones.....	7
Holmen.....	3
Stojiljkovic.....	2
Hardwick.....	1
Patton.....	1

Double-Doubles

T. Mitchell.....	9
Franklin.....	3

20+ Point Games

J. Williams.....	6
Franklin.....	5
T. Mitchell.....	4
Jones.....	2
A. Williams.....	1

30+ Point Games

J. Williams.....	1
------------------	---

Double Figure Rebounds

T. Mitchell.....	11
Franklin.....	4

Three Or More Steals

Jones.....	6
------------	---

T. Mitchell.....	3
Franklin.....	3
Hardwick.....	2
J. Williams.....	1
Patton.....	1

Three Or More Blocks

T. Mitchell.....	17
Franklin.....	3
J. Williams.....	2
Coleman.....	1

Five Or More Assists

Jones.....	8
Hardwick.....	5
A. Williams.....	1

THE LAST TIME A MEAN GREEN PLAYER ...

Had 30 or more points

31 - Jordan Williams vs. Louisiana-Lafayette, 1/31/13

Had 15 or more rebounds

15 - Tony Mitchell vs. Troy, 1/3/13

Had 10 or more assists

10 - Chris Jones vs. Troy, 12/31/11

Had 5 or more blocks

5 - Tony Mitchell vs. ULM, 2/14/13

Had 5 or more steals

5 - P.J. Hardwick vs. South Alabama, 2/23/13

Made 90% or more FGA (min 5 att)

1.000 - George Odufuwa vs. UALR (7-7), 2/20/10

Made 80% or more FGA (min 5 att)

.818 - Jordan Williams vs. Troy (9-11), 2/16/13

Made 100% FTA (min 5 att)

1.000 - Tony Mitchell (6-6) vs Florida Atlantic, 2/21/13

Made 90% or more FTA (min 5 att)

.900 - Alzee Williams vs. UALR (9-10), 2/23/12

Made 8 or more 3PT's

8 - Joe Ervin vs. Arkansas, 12/30/98

Had a double-double (pts/rbs)

Tony Mitchell (10 pts / 13 reb) vs. Arkansas State, 2/28/13

Had consecutive double-doubles (pts/rbs)

2 - Tony Mitchell vs. ASU (10 pts, 13 reb), USA (11 pts, 11 reb)

Had a double-double (pts/asst)

Chris Jones vs. Troy (21 pts /10 asst), 12/31/11

Had a triple-double (pts/rbs/asst)

Jesse Ratliff vs. Sam Houston St. (20pts/16reb/10asst), 2/18/93

Had a perfect shooting night (min 5 fg & ft att)

Tristan Thompson vs. SHSU (6-6 fg/2-2 3fg/6-6 ft), 12/3/08

THE LAST TIME A MEAN GREEN TEAM ...

Scored 100 or more points

107 - vs. Houston Baptist, 2/15/10

Allowed 100 or more points

105 - vs. Louisiana-Lafayette, 1/31/13

Scored 50 or fewer points

45 - vs. Southeastern Louisiana, 12/16/12

Held an opponent under 50 points

50 - vs. Arkansas State, 2/28/13

Won an overtime game

66-57 (OT) - vs. Florida Atlantic, 2/21/13

Had 50 or more rebounds

50 - vs. Cameron, 11/16/16

Had 20 or more assists

22 - vs. Western Kentucky, 1/12/12

Had 10 or more steals

11 - vs. Louisiana, 12/1/12 & 15 - vs. UT Arlington, 11/28/12

Had 5 or more blocks

6 - vs. Arkansas State, 2/28/13

Five or more players in double-figures

7 - vs. FIU, 2/9/13

Made 60% or higher FGs

.750 - vs. FIU (24-32), 2/9/13

Made 50% or higher 3pt FGs

.533 - vs. Troy (8-15), 2/16/13

Made 90% or higher FTs

.938 - vs. St. Louis (15-of-16), 12/6/12

NORTH TEXAS RECORDS WATCH

Career Blocks

1.....	153.....	Tony Mitchell.....	2012-Pr.
2.....	119.....	Jeffrey Simpson.....	2004-06
3.....	98.....	Quincy Williams.....	2005-08
4.....	91.....	Kedrick Hogans.....	2008-12
5.....	81.....	Wendell Williams.....	1986-89
6.....	76.....	Thomas Gibson.....	1990-92
7.....	70.....	George Odufuwa.....	2009-Pr.
8.....	69.....	Shawson Johnson.....	2003-04
9.....	66.....	Harold Stewart.....	2005-09
10.....	60.....	Will Smith.....	2000-04
11.....	53.....	Jason Miller.....	1999-01

Single-Season Blocks

1.....	83.....	Tony Mitchell.....	2012-13
2.....	70.....	Tony Mitchell.....	2011-12
3.....	69.....	Shawson Johnson.....	2003-04
4.....	68.....	Jeffrey Simpson.....	2005-06
5.....	53.....	Thomas Gipson.....	1991-92
6.....	51.....	Jeffrey Simpson.....	2004-05
7.....	40.....	Jason Miller.....	2000-01
8.....	38.....	Wendell Williams.....	1988-89
.....	38.....	Quincy Williams.....	2006-07
10.....	33.....	Chuck Thrash.....	1997-98
.....	33.....	Rich Young.....	2006-07

Career Field Goal Percentage

1.....	585.....	John Horrocks.....	1981-83
2.....	581.....	Terry Bailey.....	1974-76
3.....	570.....	Will Smith.....	2000-04
4.....	561.....	Eric Tramiel.....	2008-10
5.....	559.....	Adam Smith.....	1993-95
6.....	555.....	Jeffrey Simpson.....	2004-06
7.....	554.....	Sean Riley.....	1995-97
.....	544.....	George Odufuwa.....	2008-Pr.
9.....	543.....	Keith Wooden.....	2006-08
10.....	540.....	Keenan DuBose.....	1985-87
.....	491.....	Tony Mitchell.....	2012-Pr.

Career 3-Point Field Goal Percentage

1.....	431.....	George King.....	1993-96
2.....	413.....	Chad Elstun.....	1995-97
3.....	409.....	Dominique Johnson.....	2008-11
4.....	406.....	Rich Young.....	2005-07
5.....	396.....	Tristan Thompson.....	2008-11
6.....	391.....	Calvin Watson.....	2003-07
.....	391.....	Adam McCoy.....	2007-09
8.....	377.....	Collin Dennis.....	2007-09
9.....	376.....	Isaac Hines.....	2004-06
10.....	372.....	Josh White.....	2008-11
.....	367.....	Brandan Walton.....	2012-Pr.
.....	341.....	Tony Mitchell.....	2012-Pr.

Team Blocks

1.....	151.....	2006-07
2.....	149.....	2012-13
3.....	140.....	2005-06
4.....	136.....	2003-04
5.....	130.....	2011-12
6.....	117.....	2004-05

2012-13 SUN BELT TOURNAMENT BRACKET

**FRIDAY,
MARCH 8**

**SATURDAY,
MARCH 9**

**SUNDAY,
MARCH 10**

**MONDAY,
MARCH 11**



*** NO. 1 MIDDLE TENNESSEE**



G5 - 6:30 p.m.
Summit Arena

NO. 8 UL-LAFAYETTE

G2 - 6:30 p.m.
Convention Center Court

NO. 9 NORTH TEXAS

NO. 4 FIU



G8 - 6:30 p.m.
Summit Arena

G4 - 6 p.m.
Convention Center Court

NO. 5 UALR

NO. 7 FLORIDA ATLANTIC

G3 - 8:30 p.m.
Summit Arena

NO. 10 TROY



G7 - 9 p.m.
Summit Arena

*** NO. 2 ARKANSAS STATE**

NO. 6 WKU

G1 - 6 p.m.
Summit Arena

NO. 11 UL-MONROE

G6 - 8:30 p.m.
Convention Center Court

NO. 3 SOUTH ALABAMA



G9 - 9 p.m.
Summit Arena



Championship Game
6 p.m.
Summit Arena

* The No. 1 overall seed is awarded to the divisional champion with best regular season finish in Sun Belt Conference play. That team is considered the "Sun Belt Conference Regular Season Champion." The No. 2 seed is awarded to the other divisional champion. Seeds 3-11 are awarded based only on regular season finish in Sun Belt Conference play.

All times are Central (CT) and subject to change.

HEAD COACH TONY BENFORD



PERSONAL

Birthdate

March 22, 1964

Hometown

Hobbs, N.M.

Alma Mater

Texas Tech, '92

Spouse

Deborah

Children

Audriana, Milena, Tony Jr., Jeremy

COACHING

North Texas

Head Coach (2012-Present)

Marquette

Assoc. Head Coach (2011-12)

Asst. Coach (2008-11)

Nebraska

Asst. Coach (2006-08)

UTEP

Asst. Coach (July 2006)

Arizona State

Assoc. Head Coach (2004-06)

Asst. Coach (1998-04)

New Mexico

Asst. Coach (1992-98)

All Saints School

Head Coach (1988-1991)

PLAYING CAREER

European League

Holland (1986-87)

Chicago Bulls

Training Camp (1986)

Boston Celtics

Fourth Round Draft Pick (1986)

Texas Tech

All-SWC (1986)

SWC Tournament MVP (1986)

Hobbs High School

1982 N.M. State MVP

1982 State Champion

One of the nation's most respected assistant coaches, Tony Benford, has taken the reigns of the North Texas men's basketball program.

A veteran of 20 years in Division I basketball and 14 postseason appearances, Benford served as the associate head coach under Buzz Williams at Marquette last season; his fourth year with the Golden Eagles. During his time at Marquette, Benford helped recruit and coach six All-Big East players, including 2012 Big East Player of the Year Jae Crowder.

Tabbed by Basketball Times, Fox Sports and Hoop Scoop as one of the country's top assistant coaches, Benford also spent time at Nebraska (2006-08), Arizona State (1998-06) and New Mexico (1992-98) developing some of the nation's most talented players.

"I couldn't be more excited about the opportunity of taking over the basketball program at North Texas," Benford said. "I would like to thank Rick Villarreal and President V. Lane Rawlins for this opportunity, and Johnny Jones for doing such a great job in making North Texas a winner. My philosophy is all about the players, and we will do everything in ensure that our players grow in the classroom, the community and on the court."

In his career Benford recruited and coached five NBA first-round draft picks: Garland, Texas; Ike Diogu (Arizona St., '05), Charles Smith (New Mexico, '97), Kenny Thomas (New Mexico, '99), Lazar Hayward (Marquette, '10) and Jimmy Butler (Marquette, '11), as well as three second-round picks in Eddie House (Arizona St., '00), Tommy Smith (Arizona St., '03) and Jeff Pendergraph (Arizona St., '09).

A native of Hobbs, N.M., Benford played collegiately at Texas Tech and was the catalyst for the Red Raiders Southwest Conference regular-season and tournament titles in 1985, and their 1986 SWC Tournament championship. He earned All-Southwest Conference and SWC Tournament MVP honors as a senior. The Boston Celtics selected Benford in the fourth round of the 1986 NBA Draft, and he played professionally in Holland for the 1986-87 season.


With Williams and Benford at the helm at Marquette, the Golden Eagles have reached the NCAA Tournament's Sweet 16 in each of the last two years. Marquette was ranked No. 11 in the final AP poll of 2012, and ranked 31st in the country in scoring offense with an average of 75.4 points per game. MU won at least 20 games and reached the NCAA Tournament in each of Benford's four years with the program.

Before arriving at Marquette, he had spent the previous two campaigns at Nebraska under head coach Doc Sadler. The Huskers collected 37 total victories in the two seasons, highlighted by a trip to the National Invitation Tournament in 2008. The squad posted 20 wins in 2007-08, just the 12th 20-win campaign in the program's 112-year history. North Texas forward Alonzo Edwards was recruited to Nebraska by Benford prior to transferring to Denton.

Benford served on the Arizona State bench as an assistant coach for his first six years in Tempe before being named associate head coach for his last two seasons. Benford helped the Sun Devils to four postseason appearances during his tenure, including earning a spot in the second round of the 2003 NCAA Tournament. While at ASU, Benford recruited Keith Wooden and George Odufuwa to Phoenix before the pair transferred to North Texas and went on to start a combined 143 games for the Mean Green.

In six seasons with New Mexico, Benford helped the Lobos reach five NCAA Tournament bids while winning 73.2 percent of their games (139-51 record). New Mexico picked up a pair of Western Athletic Conference tournament titles in 1993 and 1996, and a regular-season championship in 1994. During his stint with the Lobos, Benford coached the top four scorers in program history, including all-time leading scorer in Kenny Thomas.

As a prep all-star, Benford was a Converse All-American and the New Mexico Player of the Year after pouring in 27.5 points per game as a senior at Hobbs High School. He led Hobbs to the state title in his final season, earning MVP honors of the state championship tournament after posting 29 points in the title game.



1 Jacob Holmen

Forward

Sr. ▶ 6-8 ▶ 225
Whitehouse, TX ▶
(Whitehouse HS)

↳ CAREER HIGHS

Points: 21, vs Arkansas State -- 03/05/12
Rebounds: 10, at Louisiana -- 1/27/11
Assists: 4, vs Arkansas State -- 03/05/12
Steals: 2, 4 times
Blocks: 2, at Univ. of New Orleans -- 02/11/10; Henderson State -- 11/12/10; Louisiana
FG made: 9, at Florida Atlantic -- 02/11/12
FG attempts: 16, at Florida Atlantic -- 02/11/12
3FG made: 5, vs Arkansas State -- 03/05/12
3FG attempts: 7, UT Arlington -- 11/28/12
FT made: 5, Henderson State -- 11/12/10; University of the South -- 12/02/09
FT attempts: 6, South Alabama -- 01/21/10; Henderson State -- 11/12/10

North Texas 2012-13: Expected to retire following concussion history ... Made 16 of last 39 (41.0%) from 3-point dating back to last season ... Team's best 3-point shooter at 32.3 percent ... Second highest active career scorer on team (539 career points) ... 29th career start at MTSU ... **2011-12:** All-Sun Belt Tournament team ... Team-high tying 14.0 ppg in SBC Tourney, including 6-of-9 from 3-point ... Career 21 point game in semifinal win over ASU (team season-high 5-of-5 from 3-point) ... Tied season high with 8 rebounds vs ULL in quarterfinals ... Averaged 11.5 points over the year's final 8 games ... Exploded for then-career-high 20 points at FAU - all in the 2nd half ... Team's top free throw shooting forward at 78.6 percent ... Started opener (first start since 1/16/10) and tallied 8 pts, 8 reb.

↳ 2012-13 STATS


Opponent	Date	qs	min	Total		3-Pointers		Free throws		Rebounds				Other				pts	avg		
				fg-fga	pct	3fg-fga	pct	ft-fta	pct	off	def	tot	avg	pf	a	t/o	blk			stl	
at Creighton	11/09/12		12	1-3	.333	0-0	.000	0-0	.000	0	2	2	2.0	0	0	0	0	0	2	2.0	
vs Alabama-Huntsville	11/12/12		12	1-5	.200	0-0	.000	2-2	1.000	2	1	3	2.5	0	0	0	0	1	4	3.0	
vs Lamar	11/13/12		15	5-7	.714	0-0	.000	0-0	.000	2	0	2	2.3	2	0	2	0	0	10	5.3	
CAMERON	11/16/12		15	5-8	.625	3-4	.750	1-2	.500	2	3	5	3.0	0	0	0	0	0	14	7.5	
vs IUPUI	11/19/12		19	5-9	.556	2-4	.500	0-0	.000	2	2	4	3.2	2	0	0	0	0	12	8.4	
at Virginia	11/20/12		15	1-5	.200	0-2	.000	2-2	1.000	2	3	5	3.5	2	0	0	0	0	4	7.7	
UT ARLINGTON	11/28/12	*	23	2-8	.250	2-7	.286	0-0	.000	0	5	5	3.7	2	1	1	1	2	6	7.4	
LOUISIANA	12/1/12		22	3-9	.333	2-4	.500	0-0	.000	2	2	4	3.8	4	1	1	2	1	8	7.5	
at Saint Louis	12/5/12	*	21	0-4	.000	0-2	.000	0-0	.000	0	2	2	3.6	2	1	0	0	0	0	6.7	
JACKSON STATE	12/8/12	*	12	3-5	.600	0-1	.000	3-3	1.000	2	2	4	3.6	2	0	0	0	0	9	6.9	
SOUTHEASTERN LA.	12/16/12	*	23	1-6	.167	0-2	.000	0-0	.000	3	2	5	3.7	0	0	1	0	0	2	6.5	
LEHIGH	12/20/12	*	19	3-7	.429	0-1	.000	0-0	.000	1	3	4	3.8	1	0	1	1	0	6	6.4	
at Western Kentucky	12/29/12	*	10	1-3	.333	0-0	.000	2-4	.500	2	0	2	3.6	0	0	0	1	0	4	6.2	
at Middle Tennessee	12/31/12	*	12	1-3	.333	1-3	.333	0-0	.000	2	2	4	3.6	2	1	3	0	0	3	6.0	
SOUTH ALABAMA	1/12/13		5	0-2	.000	0-1	.000	0-0	.000	0	1	1	3.5	1	0	1	0	0	0	5.6	
Totals			7	235	32-84	.381	10-31	.323	10-13	.769	22	30	52	3.5	20	4	10	5	4	84	5.6

Games played: 15
Minutes/game: 15.7
Points/game: 5.6
FG Pct: 38.1
3FG Pct: 32.3
FT Pct: 76.9

Rebounds/game: 3.5
Assists/game: 0.3
Turnovers/game: 0.7
Assist/turnover ratio: 0.4
Steals/game: 0.3
Blocks/game: 0.3

↳ CAREER STATS

Season	gp-gs	min/avg	Total		3-Point		F-Throws		Rebounds				Other				Scoring			
			fg-fga	pct	fg-fga	pct	ft-fta	pct	off	def	tot	avg	pf	fo	ast	to	blk	stl	pts	avg
2009-10	31-8	420/13.5	59-142	.415	3-23	.130	29-36	.806	27	46	73	2.4	41	1	12	25	7	8	150	4.8
2010-11	26-0	382/14.7	58-134	.433	12-34	.353	24-32	.750	31	47	78	3.0	27	0	12	17	3	5	152	5.8
2011-12	22-14	457/20.8	59-151	.391	13-39	.333	22-28	.786	20	53	73	3.3	30	1	21	22	2	6	153	7.0
2012-13	15-7	235/15.7	32-84	.381	10-31	.323	10-13	.769	22	30	52	3.5	20	0	4	10	5	4	84	5.6
TOTAL	94-29	1494/15.9	208-511	.407	38-127	.299	85-109	.780	100	176	276	2.9	118	2	49	74	17	23	539	5.7



2 Brandon Walton

Guard

Sr. ▶ 6-2 ▶ 205
Compton, CA ▶
(Casper College)

↳ CAREER HIGHS

Points: 19, Arkansas State -- 01/28/12
Rebounds: 6, at Louisiana-Lafayette -- 01/25/12; at Florida Atlantic -- 02/11/12; Sam Houston State
Assists: 4, at FIU -- 02/09/12
Steals: 3, at UT Arlington -- 11/22/11
Blocks: 1, at South Alabama -- 01/05/12
FG made: 6, at ULM -- 01/14/12; at UALR -- 02/23/12
FG attempts: 16, at UALR -- 02/23/12
3FG made: 5, at ULM -- 01/14/12
3FG attempts: 10, at UALR -- 02/23/12
FT made: 6, Arkansas State -- 01/28/12
FT attempts: 6, Arkansas State -- 01/28/12; at FIU -- 02/09/12

North Texas 2012-13: Injured in opener at Creighton, and is expected to redshirt ... **2011-12:** Just missed the single season top-10 list for 3-pointers in a season with 54 ... 46.2 percent from 3-point in SBC Tournament ... Game-winning 3-pointer with 8.3 seconds left in QF win over ULL (game-high 16 points) ... Ranked 6th in the SBC with 2.1 3-pointers per league game, and 11th with 41.0 3FG% ... Was 32-of-76 (42.1 percent) from 3-point over season's final 15 games ... Team season-high 5 3-pointers at ULM ... 14 double-figure games, including a career-high 19 points at ASU ... Returned home to LA and tallied 14 points vs La Sierra.

↳ 2012-13 STATS

Opponent	Date	gs	min	Total		3-Pointers		Free throws		Rebounds				pf	a	t/o	blk	stl	pts	avg
				fg-fga	pct	3fg-fga	pct	ft-fga	pct	off	def	tot	avg							
at Creighton	11/09/12		1	0-0	.000	0-0	.000	0-0	.000	0	0	0	0.0	0	0	0	0	0	0	0.0
Totals			1	0-0	.000	0-0	.000	0-0	.000	0	0	0	0.0	0	0	0	0	0	0	0.0

Games played: 1
Minutes/game: 1.0

↳ CAREER STATS

Season	gp-gs	min/avg	Total		3-Point		F-Throws		Rebounds				Scoring							
			fg-fga	pct	fg-fga	pct	ft-fga	pct	off	def	tot	avg	pf	fo	ast	to	blk	stl	pts	avg
2011-12	32-17	792/24.8	92-237	.388	54-147	.367	42-63	.667	29	53	82	2.6	67	1	35	38	1	25	280	8.8
2012-13	1-0	1/1.0	0-0	.000	0-0	.000	0-0	.000	0	0	0	0.0	0	0	0	0	0	0	0	0.0
TOTAL	33-17	793/24.0	92-237	.388	54-147	.367	42-63	.667	29	53	82	2.5	67	1	35	38	1	25	280	8.5



3 Alzee Williams

Guard

Jr. ▶ 6-4 ▶ 180
Dallas, TX ▶
(Mississippi Elite Christian Acad.)

↳ CAREER HIGHS

Points: 29, Middle Tennessee -- 02/02/12
Rebounds: 8, Lehigh -- 12/20/12
Assists: 5, Arkansas State -- 01/28/12; at Middle Tennessee -- 12/31/12
Steals: 2, 5 times
Blocks: 1, 8 times
FG made: 10, Middle Tennessee -- 02/02/12
FG attempts: 19, Middle Tennessee -- 02/02/12
3FG made: 2, at ULM -- 02/27/10; at UALR -- 1/10/13
3FG attempts: 4, at Loyola Marymount -- 12/04/11
FT made: 9, Middle Tennessee -- 02/02/12; at UALR -- 02/23/12; Arkansas State -- 2/28/13
FT attempts: 11, Middle Tennessee -- 02/02/12; Arkansas State -- 2/28/13

North Texas 2012-13: One of the NCAA's most efficient guards, averaging a turnover every 27.6 minutes ... On pace to become just the 2nd player in NT history to top 1,000 minutes in back-to-back years (967 minutes) ... Tied career-high in assists with 5 at MTSU ... Utility guard, once again leads NT with 34.5 MPG ... **2011-12:** Led the league with 35.6 minutes per SBC game, and his 1,018 total

minutes rank 8th in NT history ... Averaged 15.8 ppg over the last 10 games of the year, which included 29 (MTSU) and 25 (UALR) point outings ... Shot 51.6 percent from the floor in the SBC Tournament and scored a team-high-tying 14.0 ppg ... Ended the year with 10 straight double-figure games ... Game-winning OT tip-in vs Denver ... NT's go-to free throw shooter at 78.8 percent (78-of-99) ... Team-high 30 career starts (all in 2011-12).

↳ 2012-13 STATS

Opponent	Date	qs	min	Total		3-Pointers		Free throws		Rebounds										pts	avg
				fg-fga	pct	3fg-fga	pct	ft-fta	pct	off	def	tot	avg	pf	a	t/o	blk	stl			
at Creighton	11/09/12	*	29	3-14	.214	0-0	.000	3-4	.750	2	1	3	3.0	1	1	0	0	0	9	9.0	
vs Alabama-Huntsville	11/12/12	*	32	1-6	.167	0-0	.000	0-2	.000	1	2	3	3.0	0	3	0	0	1	2	5.5	
vs Lamar	11/13/12	*	37	6-11	.545	0-0	.000	5-7	.714	2	3	5	3.7	0	2	0	0	0	17	9.3	
CAMERON	11/16/12	*	22	6-7	.857	0-0	.000	0-0	.000	0	2	2	3.3	1	1	1	1	0	12	10.0	
vs IUPUI	11/19/12	*	33	3-11	.273	0-0	.000	2-4	.500	1	3	4	3.4	1	4	0	0	0	8	9.6	
at Virginia	11/20/12	*	33	4-11	.364	0-0	.000	3-5	.600	1	0	1	3.0	2	0	1	0	2	11	9.8	
UT ARLINGTON	11/28/12	*	37	4-9	.444	1-2	.500	5-8	.625	1	1	2	2.9	3	0	2	0	1	14	10.4	
LOUISIANA	12/1/12	*	31	1-9	.111	0-0	.000	5-6	.833	3	1	4	3.0	1	2	1	0	0	7	10.0	
at Saint Louis	12/5/12	*	35	3-5	.600	0-0	.000	2-2	1.000	0	2	2	2.9	1	1	0	0	0	8	9.8	
JACKSON STATE	12/8/12	*	36	5-8	.625	0-0	.000	4-5	.800	2	3	5	3.1	2	2	1	0	1	14	10.2	
SOUTHEASTERN LA.	12/16/12	*	34	5-12	.417	0-0	.000	1-3	.333	1	2	3	3.1	0	1	0	0	2	11	10.3	
LEHIGH	12/20/12		32	6-14	.429	0-1	.000	8-8	1.000	4	4	8	3.5	1	0	2	0	0	20	11.1	
at Western Kentucky	12/29/12	*	38	3-9	.333	0-1	.000	2-3	.667	2	2	4	3.5	2	1	2	1	0	8	10.8	
at Middle Tennessee	12/31/12	*	35	2-8	.250	0-1	.000	0-0	.000	0	2	2	3.4	3	5	2	0	0	4	10.4	
TROY	1/3/13		23	4-6	.667	1-1	1.000	1-1	1.000	2	1	3	3.4	1	0	0	0	0	10	10.3	
at UALR	1/10/13	*	39	5-9	.556	2-3	.667	1-2	.500	1	1	2	3.3	0	0	1	0	0	13	10.5	
SOUTH ALABAMA	1/12/13	*	40	5-9	.556	0-0	.000	1-2	.500	2	2	4	3.4	0	2	0	0	1	11	10.5	
at FIU	01/17/13	*	39	4-9	.444	1-3	.333	4-6	.667	2	2	4	3.4	1	2	4	0	0	13	10.7	
UALR	1/26/13		33	0-3	.000	0-1	.000	0-0	.000	1	2	3	3.4	0	0	2	0	0	0	10.1	
at Louisiana	01/31/13		36	5-10	.500	0-0	.000	4-5	.800	1	3	4	3.4	0	3	3	0	0	14	10.3	
at Arkansas State	2/2/13	*	42	2-10	.200	0-1	.000	6-8	.750	2	1	3	3.4	2	1	2	0	1	10	10.3	
WESTERN KENTUCKY	2/7/13	*	38	7-10	.700	0-0	.000	3-5	.600	0	1	1	3.3	1	1	0	0	0	17	10.6	
FIU	2/9/13		33	6-7	.857	0-0	.000	3-4	.750	1	1	2	3.2	2	2	2	0	0	15	10.8	
at ULM	02/14/13		33	3-12	.250	0-0	.000	4-4	1.000	2	0	2	3.2	1	2	3	0	1	10	10.8	
at Troy	02/16/13	*	40	4-10	.400	0-2	.000	2-3	.667	1	2	3	3.2	1	2	1	0	1	10	10.7	
FLORIDA ATLANTIC	2/21/13	*	44	2-8	.250	0-0	.000	6-7	.857	1	5	6	3.3	2	2	1	1	1	10	10.7	
at South Alabama	02/23/13	*	29	6-12	.500	0-1	.000	3-4	.750	1	2	3	3.3	0	0	2	0	1	15	10.9	
ARKANSAS STATE	2/28/13	*	34	5-9	.556	0-0	.000	9-11	.818	2	4	6	3.4	0	0	2	0	0	19	11.1	
Totals			22	967	110-258	.426	5-17	.294	87-119	.731	39	55	94	3.4	29	40	35	3	13	312	11.1

↳ CAREER STATS

Season	gp-gs	min/avg	Total		3-Point		F-Throws		Rebounds				Scoring							
			fg-fga	pct	fg-fga	pct	ft-fta	pct	off	def	tot	avg	pf	fo	ast	to	blk	stl	pts	avg
2009-10	32-0	244/7.6	21-64	.328	5-31	.161	14-22	.636	3	20	23	0.7	19	0	5	18	3	7	61	1.9
2011-12	32-30	1018/31.8	126-267	.472	5-21	.238	78-99	.788	36	73	109	3.4	36	0	54	41	2	17	335	10.5
2012-13	28-22	967/34.5	110-258	.426	5-17	.294	87-119	.731	39	55	94	3.4	29	0	40	35	3	13	312	11.1
TOTAL	92-52	2229/24.2	257-589	.436	15-69	.217	179-240	.746	78	148	226	2.5	84	0	99	94	8	37	708	7.7



4 P.J. Hardwick

Guard

Fr. ▶ 5-10 ▶ 170
Miami, FL ▶
(Houston Christian Life)

↳ CAREER HIGHS

Points: 14, South Alabama -- 1/12/13
Rebounds: 9, Cameron -- 11/16/12
Assists: 7, Troy -- 1/3/13
Steals: 5, at South Alabama -- 02/23/13
FG made: 4, at Troy -- 02/16/13; ULM -- 1/5/13; Florida Atlantic -- 2/21/13
FG attempts: 10, Florida Atlantic -- 2/21/13
3FG attempts: 1, at South Alabama -- 02/23/13; at Creighton -- 11-09-12;
FT made: 10, South Alabama -- 1/12/13
FT attempts: 12, South Alabama -- 1/12/13

2012-13 North Texas: In his 16 starts: 32.8 MPG, 5.6 PPG, 3.6 APG, 4.1 RPG, 81.1 FT% ... Career scoring effort (14 pts) in South Alabama win, hit 7-of-8 free throws in final 59 seconds ... Leads NT with 76 assists (2.5 per game) ... 13 assists in 2 games against Troy ... Game-high 9 boards vs. Cameron ... Saw first career action at Creighton, tallied 3 pts ... **Houston Christian Life Academy:** Known

for his lightning quick moves, point guard P.J. Hardwick became the first signee of the Tony Benford era ... Averaged 15 points and 10 assists per game as a senior for Christian Life Academy in Houston ... Originally signed with Mississippi State as a part of the nation's No. 17 ranked recruiting class according to Hoop Scoop ... As a junior, Hardwick led Christian Life to a 30-1 record while averaging nine points and 12 assists per game.

↳ 2012-13 STATS

Opponent	Date	qs	min	Total		3-Pointers		Free throws		Rebounds										pts	avg
				fg-fga	pct	3fg-fga	pct	ft-fga	pct	off	def	tot	avq	pf	a	t/o	blk	stl			
at Creighton	11/09/12		21	1-5	.200	0-1	.000	1-2	.500	1	1	2	2.0	2	3	0	0	1	3	3.0	
vs Alabama-Huntsville	11/12/12		13	1-1	1.000	0-0	.000	0-0	.000	1	2	3	2.5	2	3	1	0	0	2	2.5	
vs Lamar	11/13/12		16	1-2	.500	0-0	.000	0-0	.000	1	0	1	2.0	2	4	3	0	0	2	2.3	
CAMERON	11/16/12		18	2-5	.400	0-0	.000	1-1	1.000	3	6	9	3.8	1	1	2	0	2	5	3.0	
vs IUPUI	11/19/12		14	1-1	1.000	0-0	.000	0-0	.000	0	1	1	3.2	0	1	1	0	1	2	2.8	
at Virginia	11/20/12		20	0-0	.000	0-0	.000	0-1	.000	0	1	1	2.8	2	2	1	0	0	0	2.3	
UT ARLINGTON	11/28/12		10	0-0	.000	0-0	.000	0-0	.000	0	0	0	2.4	2	0	0	0	2	0	2.0	
LOUISIANA	12/1/12		6	0-0	.000	0-0	.000	0-0	.000	0	0	0	2.1	0	0	0	0	0	0	1.8	
at Saint Louis	12/5/12		3	0-0	.000	0-0	.000	2-2	1.000	0	0	0	1.9	1	0	2	0	2	2	1.8	
JACKSON STATE	12/8/12		17	1-2	.500	0-0	.000	0-2	.000	1	2	3	2.0	4	2	0	0	1	2	1.8	
SOUTHEASTERN LA.	12/16/12		12	1-3	.333	0-0	.000	0-0	.000	0	2	2	2.0	0	1	1	0	1	2	1.8	
LEHIGH	12/20/12		14	1-1	1.000	0-0	.000	0-0	.000	0	2	2	2.0	4	1	1	0	2	2	1.8	
at Western Kentucky	12/29/12		1	0-0	.000	0-0	.000	0-0	.000	0	0	0	1.8	0	1	0	0	0	0	1.7	
at Middle Tennessee	12/31/12		17	1-1	1.000	0-0	.000	0-1	.000	0	1	1	1.8	2	0	1	0	0	2	1.7	
TROY	1/3/13	*	31	1-2	.500	0-0	.000	0-0	.000	0	1	1	1.7	4	7	5	0	0	2	1.7	
ULM	1/5/13	*	36	4-6	.667	0-0	.000	0-0	.000	0	3	3	1.8	2	6	2	0	1	8	2.1	
at UALR	1/10/13	*	31	2-7	.286	0-0	.000	4-4	1.000	2	3	5	2.0	3	2	5	0	0	8	2.5	
SOUTH ALABAMA	1/12/13	*	38	2-8	.250	0-0	.000	10-12	.833	0	7	7	2.3	3	4	3	0	2	14	3.1	
at FIU	01/17/13	*	25	1-4	.250	0-0	.000	2-2	1.000	0	8	8	2.6	4	3	8	0	4	4	3.2	
at Florida Atlantic	1/19/13	*	45	2-3	.667	0-0	.000	4-6	.667	1	5	6	2.8	4	5	2	0	1	8	3.4	
MIDDLE TENNESSEE	1/24/13	*	40	2-5	.400	0-0	.000	3-3	1.000	1	1	2	2.7	3	4	1	0	1	7	3.6	
UALR	1/26/13	*	35	0-3	.000	0-0	.000	0-0	.000	1	4	5	2.8	3	2	4	0	0	0	3.4	
at Louisiana	01/31/13	*	27	1-4	.250	0-0	.000	0-0	.000	0	5	5	2.9	5	1	5	0	0	2	3.3	
at Arkansas State	2/2/13	*	32	2-4	.500	0-0	.000	1-2	.500	0	2	2	2.9	5	3	2	0	0	5	3.4	
WESTERN KENTUCKY	2/7/13	*	33	0-1	.000	0-0	.000	0-0	.000	0	5	5	3.0	2	4	5	0	0	0	3.3	
FIU	2/9/13	*	26	2-3	.667	0-0	.000	5-5	1.000	0	1	1	2.9	2	1	4	0	2	9	3.5	
at ULM	02/14/13	*	25	2-5	.400	0-0	.000	0-0	.000	0	2	2	2.9	3	5	3	0	0	4	3.5	
at Troy	02/16/13	*	38	4-6	.667	0-0	.000	1-2	.500	0	5	5	2.9	4	6	0	0	0	9	3.7	
FLORIDA ATLANTIC	2/21/13	*	35	4-10	.400	0-0	.000	0-0	.000	1	6	7	3.1	1	3	0	0	0	8	3.9	
at South Alabama	02/23/13	*	28	1-5	.200	0-1	.000	0-1	.000	0	2	2	3.0	2	1	0	0	5	2	3.8	
ARKANSAS STATE	2/28/13		20	0-2	.000	0-0	.000	2-2	1.000	0	0	0	2.9	3	0	4	0	1	2	3.7	
Totals			16	727	40-99	.404	0-2	.000	36-48	.750	13	78	91	2.9	75	76	66	0	29	116	3.7

Games played: 31
Minutes/game: 23.5
Points/game: 3.7
FG Pct: 40.4
3FG Pct: 0.0
FT Pct: 75.0

Rebounds/game: 2.9
Assists/game: 2.5
Turnovers/game: 2.1
Assist/turnover ratio: 1.2
Steals/game: 0.9



5 Chris Jones

Guard

So. ▶ 6-2 ▶ 202
Garland, TX ▶
(Lakeview Centennial HS)

↳ CAREER HIGHS

Points: 31, at Texas Tech -- 11/16/11
Rebounds: 12, St. Gregory's -- 11/11/11
Assists: 10, Troy -- 12/31/11
Steals: 6, UT Arlington -- 11/28/12
Blocks: 1, 4 times
FG made: 9, at Texas Tech -- 11/16/11
FG attempts: 21, at Texas Tech -- 11/16/11
3FG made: 5, Jackson State -- 12/18/11
3FG attempts: 6, at UT Arlington -- 11/22/11; at Mississippi State -- 11/27/11; Jackson State
FT made: 12, at Texas Tech -- 11/16/11
FT attempts: 13, at Texas Tech -- 11/16/11; Louisiana -- 12/1/12

North Texas 2012-13: Returned to lineup after missing 16 games with a broken foot, and tallied 6 assists in 20 minutes at USA ... 2.2 steals per game prior to injury ranked 2nd in the SBC ... 6 steals vs UTA tied for 3rd most in NT history, most since 1991 ... Averaging 4.9 APG this year ... **2011-12:** Jones' 4.26 apg average highest by a frosh in NT history (8th overall) ... NCAA's 19th highest scoring frosh at 14.1 ppg ... 1 rebound vs Troy from first NT triple-double since 1993 (21 pts, 9 reb, 10 asst) ... 10 assts vs Troy ranks 12th in school history, most by NT player since 2000 ... Missed the final 13 games of the year (Was leading the SBC with 6.0 apg in league games, also ranked top 10 in SBC in pts, asst, steals, A/TO ratio & def rebounds) ... 2.4 steals ranks 21st in NCAA, 3rd in SBC ... 31 points at Texas Tech are the 5th most by a frosh in NT history ... Four games of 20+ points.

↳ 2012-13 STATS

Opponent	Date	gs	min	Total		3-Pointers		Free throws		Rebounds				pf	a	t/o	blk	stl	pts	avg	
				fg-fga	pct	3fg-fga	pct	ft-fta	pct	off	def	tot	avg								
at Creighton	11/09/12	*	21	0-4	.000	0-1	.000	0-0	.000	1	3	4	4.0	4	3	2	0	1	0	0.0	
vs Alabama-Huntsville	11/12/12	*	26	3-15	.200	0-2	.000	7-12	.583	1	2	3	3.5	3	7	3	0	1	13	6.5	
vs Lamar	11/13/12	*	29	7-9	.778	0-0	.000	1-1	1.000	0	2	2	3.0	1	7	3	0	1	15	9.3	
CAMERON	11/16/12	*	24	8-9	.889	0-0	.000	0-1	.000	0	5	5	3.5	2	7	2	0	1	16	11.0	
vs IUPUI	11/19/12	*	29	4-6	.667	1-1	1.000	0-0	.000	0	3	3	3.4	2	8	5	0	2	9	10.6	
at Virginia	11/20/12	*	23	3-8	.375	0-2	.000	0-0	.000	2	1	3	3.3	4	2	1	0	1	6	9.8	
UT ARLINGTON	11/28/12	*	33	2-10	.200	0-1	.000	3-4	.750	2	2	4	3.4	3	5	3	0	6	7	9.4	
LOUISIANA	12/1/12	*	34	6-12	.500	1-2	.500	10-13	.769	3	2	5	3.6	3	4	2	0	4	23	11.1	
at Saint Louis	12/5/12	*	37	8-13	.615	1-1	1.000	4-5	.800	1	6	7	4.0	2	7	6	0	3	21	12.2	
JACKSON STATE	12/8/12	*	24	3-10	.300	0-3	.000	5-6	.833	0	1	1	3.7	4	3	2	0	0	11	12.1	
SOUTHEASTERN LA.	12/16/12	*	25	0-7	.000	0-2	.000	1-2	.500	1	3	4	3.7	4	1	1	0	3	1	11.1	
LEHIGH	12/20/12	*	23	0-8	.000	0-0	.000	0-0	.000	1	3	4	3.8	0	7	4	0	1	0	10.2	
at Western Kentucky	12/29/12	*	30	4-7	.571	0-1	.000	2-2	1.000	0	3	3	3.7	2	4	1	0	5	10	10.2	
at South Alabama	02/23/13		20	1-6	.167	0-0	.000	1-4	.250	0	1	1	3.5	2	6	1	0	1	3	9.6	
ARKANSAS STATE	2/28/13		28	4-7	.571	0-2	.000	0-0	.000	0	7	7	3.7	3	2	6	0	4	8	9.5	
Totals			13	406	53-131	.405	3-18	.167	34-50	.680	12	44	56	3.7	39	73	42	0	34	143	9.5

Games played: 15
Minutes/game: 27.1
Points/game: 9.5
FG Pct: 40.5
3FG Pct: 16.7
FT Pct: 68.0

Rebounds/game: 3.7
Assists/game: 4.9
Turnovers/game: 2.8
Assist/turnover ratio: 1.7
Steals/game: 2.3

↳ CAREER STATS

Season	gp-gs	min/avg	Total		3-Point		F-Throws		Rebounds				Scoring							
			fg-fga	pct	fg-fga	pct	ft-fta	pct	off	def	tot	avg	pf	fo	ast	to	blk	stl	pts	avg
2011-12	19-19	558/29.4	97-222	.437	18-64	.281	55-71	.775	11	78	89	4.7	40	0	81	70	4	45	267	14.1
2012-13	15-13	406/27.1	53-131	.405	3-18	.167	34-50	.680	12	44	56	3.7	39	0	73	42	0	34	143	9.5
TOTAL	34-32	964/28.4	150-353	.425	21-82	.256	89-121	.736	23	122	145	4.3	79	0	154	112	4	79	410	12.1



10 Austin Mitchell

Guard

Fr. ▶ 6-1 ▶ 180
Plano, TX ▶
(Plano HS)

↳ CAREER HIGHS

Rebounds: 1, 4 times
Steals: 1, vs Lamar -- 11/13/12
FG attempts: 1, at Creighton -- 11-09-12; at Creighton -- 11/09/12

North Texas 2012-13: Saw first career action at Creighton and against Lamar ... **Plano HS:** Averaged 16.3 points per game as a senior at Plano, which ranked 12th among all players in the DFW area ... Named First-Team All-District 8-5A ... North Texas Basketball Coaches Association 2012 All-Star Game participant ... Also hauled in 2.4 rebounds and 2.5 assists per game as a senior ... Knocked down 19 3-pointers in 26 games ... Helped the Wildcats average 56.0 points per game.

↳ 2012-13 STATS

Opponent	Date	gs	min	Total		3-Pointers		Free throws		Rebounds					pts	avg				
				fg-fga	pct	3fg-fga	pct	ft-fga	pct	off	def	tot	avg	pf			a	t/o	blk	stl
at Creighton	11/09/12	1	1	0-1	.000	0-0	.000	0-0	.000	1	0	1	1.0	0	0	0	0	0	0	0.0
vs Lamar	11/13/12	1	1	0-0	.000	0-0	.000	0-0	.000	0	0	0	0.5	0	0	0	0	1	0	0.0
CAMERON	11/16/12	1	1	0-0	.000	0-0	.000	0-0	.000	0	0	0	0.3	0	0	0	0	0	0	0.0
vs IUUPI	11/19/12	1	1	0-0	.000	0-0	.000	0-0	.000	0	0	0	0.3	0	0	0	0	0	0	0.0
at Virginia	11/20/12	1	1	0-0	.000	0-0	.000	0-0	.000	0	0	0	0.2	0	0	0	0	0	0	0.0
JACKSON STATE	12/8/12	2	2	0-0	.000	0-0	.000	0-0	.000	0	1	1	0.3	0	0	0	0	0	0	0.0
LEHIGH	12/20/12	1	1	0-0	.000	0-0	.000	0-0	.000	0	0	0	0.3	0	0	0	0	0	0	0.0
TROY	1/3/13	1	1	0-0	.000	0-0	.000	0-0	.000	0	0	0	0.3	0	0	0	0	0	0	0.0
ULM	1/5/13	1	1	0-0	.000	0-0	.000	0-0	.000	0	0	0	0.2	0	0	0	0	0	0	0.0
at UALR	1/10/13	1	1	0-0	.000	0-0	.000	0-0	.000	0	0	0	0.2	0	0	1	0	0	0	0.0
SOUTH ALABAMA	1/12/13	2	2	0-0	.000	0-0	.000	0-0	.000	0	0	0	0.2	0	0	0	0	0	0	0.0
at FIU	01/17/13	1	1	0-0	.000	0-0	.000	0-0	.000	0	0	0	0.2	0	0	0	0	0	0	0.0
at Florida Atlantic	1/19/13	0	0	0-0	.000	0-0	.000	0-0	.000	0	1	1	0.2	0	0	0	0	0	0	0.0
at Louisiana	01/31/13	1	1	0-0	.000	0-0	.000	0-0	.000	0	0	0	0.2	0	0	0	0	0	0	0.0
FIU	2/9/13	0	0	0-0	.000	0-0	.000	0-0	.000	0	0	0	0.2	0	0	1	0	0	0	0.0
at ULM	02/14/13	0	0	0-0	.000	0-0	.000	0-0	.000	0	0	0	0.2	0	0	0	0	0	0	0.0
at South Alabama	02/23/13	1	1	0-0	.000	0-0	.000	0-0	.000	0	0	0	0.2	0	0	0	0	0	0	0.0
ARKANSAS STATE	2/28/13	1	1	0-0	.000	0-0	.000	0-0	.000	0	0	0	0.2	0	0	0	0	0	0	0.0
Totals		0	17	0-1	.000	0-0	.000	0-0	.000	1	2	3	0.2	0	0	2	0	1	0	0.0

Games played: 18
Minutes/game: 0.9
FG Pct: 0.0

Rebounds/game: 0.2
Turnovers/game: 0.1
Steals/game: 0.1



11 Justin Patton

Forward

Sr. ▶ 6-7 ▶ 200
Bossier City, LA ▶
(Grambling State)

↳ CAREER HIGHS

Points: 16, ULM -- 1/5/13
Rebounds: 4, at Louisiana -- 01/31/13
Assists: 1, 8 times
Steals: 3, Louisiana -- 12/1/12
FG made: 6, ULM -- 1/5/13
FG attempts: 11, ULM -- 1/5/13
3FG made: 1, at Virginia -- 11/20/12
3FG attempts: 2, at Virginia -- 11/20/12; Lehigh -- 12/20/12
FT made: 4, South Alabama -- 1/12/13; ULM -- 1/5/13; Jackson State -- 12/8/12
FT attempts: 6, Jackson State -- 12/8/12

North Texas 2012-13: Expected to miss the remainder of the year following knee surgery ... Career-high 16 points vs ULM ... 8-of-15 (53.3%) shooting in 2 career starts ... Earned first career start in Troy win ... Breakout game vs Louisiana: 8 points on 4-of-6 shooting, 3 steals in 10 minutes ... First career 3-pointer at Virginia ... Recovered from knee injury to see first action against Lamar ... 2011-12: Sat

out the 2011-12 season after transferring ... Was Grambling State's leading scorer and rebounder in 2010-11 with 13.2 points and a SWAC leading 7.1 rebounds per game ... Named Second Team All-SWAC ... Louisiana Sports Writers Assn All-Louisiana Second Team selection ... Won two SWAC Player of the Week awards ... Piled up 43 steals and 192 free throw attempts for the Tigers ... Scored a season-best 31 points against Mississippi Valley, and had back-to-back outings of 16 and 17 rebounds in SWAC play.

↳ 2012-13 STATS

Opponent	Date	gs	min	Total		3-Pointers		Free throws		Rebounds				pf	a	t/o	blk	stl	pts	avg	
				fg-fga	pct	3fg-fga	pct	ft-fa	pct	off	def	tot	avg								
vs Lamar	11/13/12		1	0-0	.000	0-0	.000	0-0	.000	0	0	0	0.0	0	0	0	0	0	0	0.0	
CAMERON	11/16/12		11	0-3	.000	0-1	.000	2-2	1.000	0	0	0	0.0	0	1	0	0	0	2	1.0	
vs IUPUI	11/19/12		10	0-4	.000	0-0	.000	0-0	.000	1	2	3	1.0	2	1	0	0	0	0	0.7	
at Virginia	11/20/12		6	1-2	.500	1-2	.500	0-0	.000	0	0	0	0.8	0	0	0	0	1	3	1.3	
UT ARLINGTON	11/28/12		4	1-1	1.000	0-0	.000	0-0	.000	0	0	0	0.6	0	0	0	0	0	2	1.4	
LOUISIANA	12/1/12		10	4-6	.667	0-0	.000	0-0	.000	1	1	2	0.8	2	0	2	0	3	8	2.5	
at Saint Louis	12/5/12		2	0-0	.000	0-0	.000	0-0	.000	0	0	0	0.7	2	1	0	0	0	0	2.1	
JACKSON STATE	12/8/12		11	1-2	.500	0-0	.000	4-6	.667	0	2	2	0.9	4	0	0	0	0	6	2.6	
SOUTHEASTERN LA.	12/16/12		10	0-2	.000	0-1	.000	1-2	.500	1	1	2	1.0	2	1	0	0	2	1	2.4	
LEHIGH	12/20/12		9	0-4	.000	0-2	.000	2-2	1.000	0	1	1	1.0	1	0	1	0	0	2	2.4	
at Western Kentucky	12/29/12		17	2-5	.400	0-0	.000	2-3	.667	1	2	3	1.2	2	0	2	0	0	6	2.7	
at Middle Tennessee	12/31/12		8	0-1	.000	0-0	.000	2-2	1.000	2	1	3	1.3	1	0	1	0	0	2	2.7	
TROY	1/3/13	*	10	2-4	.500	0-0	.000	0-2	.000	1	2	3	1.5	1	1	1	0	0	4	2.8	
ULM	1/5/13	*	29	6-11	.545	0-0	.000	4-4	1.000	0	2	2	1.5	0	1	0	0	0	16	3.7	
SOUTH ALABAMA	1/12/13		9	0-1	.000	0-1	.000	4-4	1.000	0	1	1	1.5	1	0	1	0	0	4	3.7	
at FIU	01/17/13		6	0-0	.000	0-0	.000	1-2	.500	0	3	3	1.6	1	0	0	0	0	1	3.6	
at Florida Atlantic	1/19/13		18	0-3	.000	0-0	.000	1-2	.500	1	2	3	1.6	1	0	1	0	0	1	3.4	
MIDDLE TENNESSEE	1/24/13		4	0-0	.000	0-0	.000	1-2	.500	1	0	1	1.6	0	0	4	0	0	1	3.3	
at Louisiana	01/31/13		17	0-4	.000	0-1	.000	2-2	1.000	1	3	4	1.7	3	1	1	0	1	2	3.2	
Totals			2	192	17-53	.321	1-8	.125	26-35	.743	10	23	33	1.7	23	7	14	0	7	61	3.2

Games played: 19
Minutes/game: 10.1
Points/game: 3.2
FG Pct: 32.1
3FG Pct: 12.5
FT Pct: 74.3

Rebounds/game: 1.7
Assists/game: 0.4
Turnovers/game: 0.7
Assist/turnover ratio: 0.5
Steals/game: 0.4



13 Tony Mitchell

Forward

So. ▶ 6-8 ▶ 235
Dallas, TX ▶
(Pinkston HS)

↳ CAREER HIGHS

Points: 34, at South Alabama -- 01/05/12
Rebounds: 21, at Florida Atlantic -- 02/11/12
Assists: 5, at Florida Atlantic -- 02/11/12
Steals: 3, vs Lamar -- 11/13/12; vs IUPUI -- 11/19/12
Blocks: 6, 4 times
FG made: 11, at South Alabama -- 01/05/12; Denver -- 01/21/12
FG attempts: 19, Denver -- 01/21/12; at Florida Atlantic -- 1/19/13
3FG made: 3, at South Alabama -- 01/05/12; at ULM -- 01/14/12
3FG attempts: 6, 4 times
FT made: 12, at Florida Atlantic -- 02/11/12
FT attempts: 15, at Florida Atlantic -- 02/11/12

PRESEASON ALL-AMERICAN

North Texas 2012-13: Career numbers after New Year: 14.4 PPG, 9.8 RPG, 3.1 BPG, 49.4 FG% ... Owns 41 double-digit scoring games & 19 career double-doubles ... 9th career 20+ point game vs Florida Atlantic ... Owns NT's top 2 block seasons (83, 70) and the career blocks records (153) ... Preseason All-American ... Standout at the prestigious LeBron James and Amar'e Stoudemire Skills Academies ... **2011-12:** Lou Henson Award Finalist ... Only third player in league history to earn Sun Belt Freshman of the Year & First-Team All-SBC in same season ... One of only 2 freshmen in the NCAA to average a double-double (14.7 PPG, 10.3 RPG) ... First frosh with multiple 30+ point/15+ rebound games since Micheal Beasley (KSU, 2007-08) ... 10.3 RPG average 2nd among freshman nationally (Anthony Davis, UK - 10.4) ... In league-only games, Mitchell led the Sun Belt in PPG (15.9), RPG (11.8), 3FG% (47.1), BPG (3.1), also 2nd in FG% (58.1) ... Set NT single-season blocks record (70), and blocks per game record (3.04) ... 22 pts/21 reb vs FAU - Tied for 9th most rebounds in the NCAA last year, is one of six 21+ reb/20+ pt games in '11-12 ... Sun Belt high 10 double-doubles ... 2nd player in league history to earn three straight SBC Player of the Week awards ... Top scoring (34 pts) & rebounding (21 reb) performances in SBC this year.

↳ 2012-13 STATS

Opponent	Date	qs	min	Total		3-Pointers		Free throws		Rebounds					pts	avg					
				fg-fga	pct	3fg-fga	pct	ft-fa	pct	off	def	tot	avg	pf			a	t/o	blk	stl	
at Creighton	11/09/12	*	30	8-15	.533	2-5	.400	0-0	.000	2	5	7	7.0	4	0	1	2	2	18	18.0	
vs Alabama-Huntsville	11/12/12	*	31	2-4	.500	1-1	1.000	5-6	.833	2	9	11	9.0	5	1	3	3	0	10	14.0	
vs Lamar	11/13/12	*	28	6-16	.375	2-3	.667	4-8	.500	3	7	10	9.3	2	0	1	2	3	18	15.3	
CAMERON	11/16/12	*	23	3-5	.600	1-2	.500	4-6	.667	2	5	7	8.8	0	3	0	2	1	11	14.3	
vs IUPUI	11/19/12	*	32	10-18	.556	1-5	.200	0-0	.000	3	6	9	8.8	2	2	1	4	3	21	15.6	
at Virginia	11/20/12	*	34	4-8	.500	1-5	.200	7-9	.778	4	5	9	8.8	3	0	3	3	1	16	15.7	
UT ARLINGTON	11/28/12		28	3-13	.231	0-6	.000	6-6	1.000	6	3	9	8.9	4	0	4	4	2	12	15.1	
LOUISIANA	12/1/12	*	25	1-1	1.000	0-0	.000	1-2	.500	0	4	4	8.3	5	0	5	3	1	3	13.6	
at Saint Louis	12/5/12	*	28	7-12	.583	2-3	.667	2-2	1.000	3	5	8	8.2	4	0	3	0	1	18	14.1	
JACKSON STATE	12/8/12	*	31	6-9	.667	0-2	.000	3-7	.429	2	9	11	8.5	2	1	1	2	2	15	14.2	
SOUTHEASTERN LA.	12/16/12	*	34	1-9	.111	0-3	.000	6-8	.750	2	8	10	8.6	2	0	1	3	0	8	13.6	
LEHIGH	12/20/12		31	8-13	.615	1-2	.500	5-9	.556	3	6	9	8.7	3	0	1	3	1	22	14.3	
at Western Kentucky	12/29/12	*	32	3-8	.375	1-3	.333	0-0	.000	4	6	10	8.8	4	1	3	2	0	7	13.8	
at Middle Tennessee	12/31/12	*	32	4-12	.333	1-2	.500	4-5	.800	7	4	11	8.9	3	2	1	2	2	13	13.7	
TROY	1/3/13	*	35	9-17	.529	1-3	.333	10-12	.833	4	11	15	9.3	1	1	2	4	1	29	14.7	
ULM	1/5/13	*	35	4-8	.500	2-5	.400	5-9	.556	1	5	6	9.1	3	0	4	2	1	15	14.8	
at UALR	1/10/13	*	37	5-11	.455	1-4	.250	2-4	.500	2	3	5	8.9	3	2	2	2	1	13	14.6	
SOUTH ALABAMA	1/12/13	*	39	5-14	.357	0-4	.000	4-4	1.000	3	8	11	9.0	4	0	6	4	1	14	14.6	
at FIU	01/17/13	*	32	0-3	.000	0-1	.000	0-0	.000	0	2	2	8.6	4	1	2	4	0	0	13.8	
at Florida Atlantic	1/19/13	*	41	8-19	.421	2-6	.333	6-11	.545	1	7	8	8.6	1	1	4	3	2	24	14.4	
MIDDLE TENNESSEE	1/24/13	*	39	4-11	.364	1-5	.200	1-3	.333	1	5	6	8.5	3	0	7	4	0	10	14.1	
UALR	1/26/13	*	31	3-9	.333	1-3	.333	6-9	.667	2	4	6	8.4	5	0	1	3	1	13	14.1	
at Louisiana	01/31/13	*	25	3-4	.750	1-1	1.000	0-0	.000	1	4	5	8.2	4	1	2	4	0	7	13.8	
at Arkansas State	2/2/13	*	44	6-17	.353	2-6	.333	0-3	.000	2	7	9	8.3	3	1	1	1	1	14	13.8	
WESTERN KENTUCKY	2/7/13	*	28	3-10	.300	1-6	.167	7-8	.875	4	9	13	8.4	4	0	2	0	1	14	13.8	
FIU	2/9/13	*	22	4-4	1.000	1-1	1.000	0-0	.000	0	6	6	8.3	4	1	4	2	0	9	13.6	
at ULM	02/14/13	*	34	4-8	.500	0-3	.000	2-3	.667	3	5	8	8.3	3	3	1	5	0	10	13.5	
at Troy	02/16/13	*	38	3-8	.375	1-3	.333	2-2	1.000	1	7	8	8.3	1	1	4	2	1	9	13.3	
FLORIDA ATLANTIC	2/21/13		34	3-8	.375	0-0	.000	6-6	1.000	2	2	4	8.2	1	1	2	4	1	12	13.3	
at South Alabama	02/23/13	*	34	4-9	.444	1-2	.500	2-4	.500	3	8	11	8.3	2	1	1	1	0	11	13.2	
ARKANSAS STATE	2/28/13	*	32	3-8	.375	1-2	.500	3-5	.600	3	10	13	8.4	2	2	1	3	0	10	13.1	
Totals			28	999	137-311	.441	29-97	.299	103-151	.682	76	185	261	8.4	91	26	74	83	30	406	13.1

↳ CAREER STATS

Season	gp-gs	min/avg	Total		3-Point		F-Throws		Rebounds					Scoring						
			fg-fga	pct	fg-fga	pct	ft-fa	pct	off	def	tot	avg	pf	fo	ast	to	blk	stl	pts	avg
2011-12	23-22	676/29.4	118-208	.567	18-41	.439	85-115	.739	58	180	238	10.3	70	2	36	65	70	20	339	14.7
2012-13	31-28	999/32.2	137-311	.441	29-97	.299	103-151	.682	76	185	261	8.4	91	3	26	74	83	30	406	13.1
TOTAL	54-50	1675/31.0	255-519	.491	47-138	.341	188-266	.707	134	365	499	9.2	161	5	62	139	153	50	745	13.8

**21** T.J.
Taylor

Guard

So. ▶ 6-3 ▶ 220
Denison, TX ▶
(Paris JC / Marquette)

↳ CAREER HIGHS

North Texas: Is expected to sit out the 2012-13 season after transferring from Marquette ... **Paris Junior College:** Third Team All-America selection by the National Junior College Athletic Association in 2011-12 ... First team all-conference and all-region honoree under head coach Chuck Taylor at Paris Junior College ... Two-time Region 14 Player of the Week ... Helped lead the dragons to the regular season conference title ... posted season averages of 14.0 points, 5.0 rebounds, 3.0 assists and 1.0 steals per game ... was named the team's most valuable player, as well as top performer for all of the programs at Paris.



22 Clarke Overlander

Guard

Fr. ▶ 6-5 ▶ 210
Argyle, TX ▶
(Argyle HS)

↳ CAREER HIGHS

Points: 6, at Arkansas State -- 2/2/13
Rebounds: 2, at Middle Tennessee -- 12/31/12
Assists: 2, at Creighton -- 11-09-12; at Creighton -- 11/09/12
Steals: 2, vs Lamar -- 11/13/12
Blocks: 1, Southeastern La. -- 12/16/12
FG made: 2, at Arkansas State -- 2/2/13
FG attempts: 7, Troy -- 1/3/13
3FG made: 1, 6 times
3FG attempts: 6, Troy -- 1/3/13; Cameron -- 11/16/12
FT made: 2, Louisiana -- 12/1/12
FT attempts: 3, Louisiana -- 12/1/12

North Texas 2012-13: Career-best 6-point performance at ASU ... 3-of-6 (50.0%) from inside 3-point, but 6-of-44 (13.6%) from beyond ... Missed just 4 games after knee scope, returned vs MTSU with 8 minutes ... First career block against SELA ... Notched first career 3-pointer in Lamar win ... Saw first career action Creighton, tallied 2 assists ... **Argyle High School:** Led Argyle to a

31-8 record and its first 3A state title as a senior ... Was named the UIL State Tournament MVP after hauling in 14 points, 10 rebounds and four assists in the state title game ... First-Team All-District as a senior, but was named the District 9-3A MVP as both a sophomore and junior ... Is the first known Denton area player to sign a scholarship to play for the Mean Green ... Multiple Texas Association of Basketball Coaches All Region and All-State selections ... Averaged 15.5 points per game as a sophomore, and upped that to 19 per game and 50 percent 3-point percentage as a junior.

↳ 2012-13 STATS

Opponent	Date	qs	min	Total		3-Pointers		Free throws		Rebounds												
				fg-fga	pct	3fg-fga	pct	ft-fga	pct	off	def	tot	avg	pf	a	t/o	blk	stl	pts	avg		
at Creighton	11/09/12		15	0-3	.000	0-3	.000	0-0	.000	0	0	0	0.0	0	2	2	0	0	0	0	0	0.0
vs Alabama-Huntsville	11/12/12		10	0-3	.000	0-2	.000	0-0	.000	0	0	0	0.0	1	0	0	0	0	0	0	0	0.0
vs Lamar	11/13/12		13	1-5	.200	1-5	.200	0-0	.000	0	1	1	0.3	2	1	0	0	2	3	1.0		
CAMERON	11/16/12		16	0-6	.000	0-6	.000	0-0	.000	0	0	0	0.3	2	0	0	0	1	0	0.8		
vs IUPUI	11/19/12		2	0-0	.000	0-0	.000	0-0	.000	0	0	0	0.2	2	1	0	0	0	0	0.6		
at Virginia	11/20/12		8	1-2	.500	1-2	.500	0-0	.000	0	0	0	0.2	0	0	0	0	1	3	1.0		
UT ARLINGTON	11/28/12		1	0-1	.000	0-1	.000	0-0	.000	0	0	0	0.1	0	0	0	0	0	0	0.9		
LOUISIANA	12/1/12		1	0-0	.000	0-0	.000	2-3	.667	0	0	0	0.1	1	0	0	0	0	2	1.0		
at Saint Louis	12/5/12		3	0-0	.000	0-0	.000	0-0	.000	0	0	0	0.1	0	0	0	0	0	0.9			
JACKSON STATE	12/8/12		4	0-2	.000	0-2	.000	0-0	.000	0	1	1	0.2	0	0	0	0	0	0.8			
SOUTHEASTERN LA.	12/16/12		5	0-2	.000	0-2	.000	0-0	.000	0	0	0	0.2	1	0	0	1	1	0	0.7		
LEHIGH	12/20/12		9	1-3	.333	0-2	.000	0-0	.000	1	0	1	0.3	1	0	0	0	0	2	0.8		
at Western Kentucky	12/29/12		9	1-2	.500	1-2	.500	0-0	.000	0	0	0	0.2	1	0	0	0	0	3	1.0		
at Middle Tennessee	12/31/12		12	1-2	.500	1-2	.500	0-0	.000	0	2	2	0.4	1	0	1	0	0	3	1.1		
TROY	1/3/13		19	1-7	.143	1-6	.167	0-0	.000	0	1	1	0.4	2	0	1	0	1	3	1.3		
ULM	1/5/13		8	0-1	.000	0-1	.000	0-0	.000	0	0	0	0.4	2	0	0	0	0	1.2			
MIDDLE TENNESSEE	1/24/13		8	0-0	.000	0-0	.000	0-0	.000	0	1	1	0.4	1	0	0	0	0	1.1			
UALR	1/26/13		1	0-0	.000	0-0	.000	0-0	.000	0	0	0	0.4	0	0	0	0	0	1.1			
at Louisiana	01/31/13		8	1-3	.333	0-2	.000	1-2	.500	0	0	0	0.4	0	0	0	0	0	3	1.2		
at Arkansas State	2/2/13		9	2-3	.667	1-2	.500	1-2	.500	0	1	1	0.4	4	1	0	0	0	6	1.4		
WESTERN KENTUCKY	2/7/13		7	0-2	.000	0-2	.000	0-0	.000	0	0	0	0.4	1	0	0	0	0	1.3			
FIU	2/9/13		9	0-0	.000	0-0	.000	0-0	.000	0	0	0	0.4	1	0	0	0	0	1.3			
at ULM	02/14/13		13	0-1	.000	0-0	.000	0-0	.000	0	0	0	0.3	4	0	0	0	0	1.2			
at Troy	02/16/13		2	0-1	.000	0-1	.000	0-0	.000	0	0	0	0.3	0	0	1	0	0	1.2			
FLORIDA ATLANTIC	2/21/13		2	0-0	.000	0-0	.000	0-0	.000	0	0	0	0.3	1	0	0	0	0	1.1			
at South Alabama	02/23/13		4	0-0	.000	0-0	.000	0-0	.000	1	0	1	0.3	0	0	0	0	0	1.1			
ARKANSAS STATE	2/28/13		4	0-1	.000	0-1	.000	0-0	.000	0	0	0	0.3	0	0	0	0	0	1.0			
Totals		0	202	9-50	.180	6-44	.136	4-7	.571	2	7	9	0.3	28	5	5	1	6	28	1.0		

Games played: 27
Minutes/game: 7.5
Points/game: 1.0
FG Pct: 18.0
3FG Pct: 13.6
FT Pct: 57.1

Rebounds/game: 0.3
Assists/game: 0.2
Turnovers/game: 0.2
Assist/turnover ratio: 1.0
Steals/game: 0.2
Blocks/game: 0.0



23 Jordan Williams

Guard

So. ▶ 6-6 ▶ 195
Dallas, TX ▶
(Kimball HS)

↳ CAREER HIGHS

Points: 31, at Louisiana -- 01/31/13
Rebounds: 8, at Texas -- 11/29/11; Sam Houston State -- 12/10/11; at Arkansas State -- 2/2/13
Assists: 5, vs La Sierra -- 12/02/11
Steals: 4, at Mississippi State -- 11/27/11
Blocks: 3, ULM -- 1/5/13; Cameron -- 11/16/12
FG made: 12, at Louisiana -- 01/31/13
FG attempts: 19, Western Kentucky -- 2/7/13
3FG made: 7, at Troy -- 02/16/13
3FG attempts: 9, at Troy -- 02/16/13
FT made: 8, at Florida Atlantic -- 1/19/13; Middle Tennessee -- 1/24/13
FT attempts: 11, at Louisiana -- 01/31/13

North Texas 2012-13: Averaging 18.8 PPG on 43.9 FG%, 42.2 3FG% in last 11 games ... Leads NT with 16.0 PPG in SBC play, which ranks 5th in the league ... Career 152-of-315 (48.3 percent) from inside the 3-point arc ... 25 points on 7-of-9 from 3-point at Troy - 7 3-pointers tied for 5th most in NT history ... Team-season high & career high 31 points at ULL ... 22 straight free throw makes ended vs


UALR (spanned 5 games) ... Shooting 74.6% from the stripe, which ranks 12th in SBC ... 35 career double-digit games ... Then career-high 26 point explosion in NIT Season Tip-Off opener ... **2011-12:** Averaged 12.4 points per game after moving into "sixth-man" role ... 23 3-pointers second at NT only to Brandan Walton (54) ... Missed the season's final 13 games ... NT's fourth leading rebounder at 4.0 per game ... Posted two clutch steals in OT to help seal win over South Alabama ... 11 double-figure games, including 19 points in 18 minutes vs Troy ... 17 points, 7 rebounds at Loyola Marymount ... 16 points on 6-of-12 shooting in collegiate debut against St. Gregory's.

↳ 2012-13 STATS

Opponent	Date	gs	min	Total		3-Pointers		Free throws		Rebounds				Other				pts	avg		
				fg-fga	pct	3fg-fga	pct	ft-fta	pct	off	def	tot	avg	pf	a	t/o	blk			stl	
at Creighton	11/09/12	*	30	4-14	.286	0-5	.000	1-3	.333	4	1	5	5.0	3	1	5	0	0	9	9.0	
vs Alabama-Huntsville	11/12/12	*	36	8-16	.500	3-8	.375	7-7	1.000	3	1	4	4.5	4	1	2	2	2	26	17.5	
vs Lamar	11/13/12	*	18	2-7	.286	0-2	.000	2-2	1.000	1	1	2	3.7	2	3	2	0	2	6	13.7	
CAMERON	11/16/12	*	25	4-12	.333	1-5	.200	2-3	.667	1	1	2	3.3	1	0	2	3	0	11	13.0	
vs IUPUI	11/19/12	*	28	4-8	.500	3-3	1.000	2-3	.667	2	3	5	3.6	3	1	3	0	0	13	13.0	
at Virginia	11/20/12	*	28	4-15	.267	0-6	.000	4-5	.800	2	0	2	3.3	4	0	4	0	0	12	12.8	
UT ARLINGTON	11/28/12	*	26	2-9	.222	0-4	.000	3-4	.750	1	2	3	3.3	2	0	4	0	0	7	12.0	
LOUISIANA	12/1/12	*	28	5-12	.417	1-3	.333	0-0	.000	1	1	2	3.1	1	0	1	0	2	11	11.9	
at Saint Louis	12/5/12		20	0-4	.000	0-0	.000	0-0	.000	0	3	3	3.1	2	0	1	0	0	0	10.6	
JACKSON STATE	12/8/12		25	4-10	.400	1-4	.250	2-2	1.000	0	4	4	3.2	2	1	0	0	0	11	10.6	
SOUTHEASTERN LA.	12/16/12		15	4-6	.667	0-1	.000	0-1	.000	2	2	4	3.3	2	0	1	0	0	8	10.4	
LEHIGH	12/20/12	*	27	4-10	.400	0-2	.000	4-5	.800	3	4	7	3.6	1	2	1	0	1	12	10.5	
at Western Kentucky	12/29/12		27	7-13	.538	3-4	.750	1-1	1.000	0	0	0	3.3	3	1	2	0	0	18	11.1	
at Middle Tennessee	12/31/12	*	40	5-14	.357	1-7	.143	4-6	.667	1	2	3	3.3	1	0	1	0	1	15	11.4	
TROY	1/3/13	*	35	4-8	.500	0-1	.000	4-5	.800	3	3	6	3.5	1	2	0	1	0	12	11.4	
ULM	1/5/13	*	37	6-12	.500	2-4	.500	2-3	.667	0	1	1	3.3	1	1	3	3	0	16	11.7	
at UALR	1/10/13	*	32	3-6	.500	0-1	.000	3-5	.600	1	3	4	3.4	1	1	5	1	0	9	11.5	
SOUTH ALABAMA	1/12/13	*	33	4-10	.400	1-3	.333	4-4	1.000	2	4	6	3.5	4	0	1	2	2	13	11.6	
at FIU	01/17/13	*	31	2-6	.333	0-1	.000	0-0	.000	1	1	2	3.4	5	1	3	0	1	4	11.2	
at Florida Atlantic	1/19/13	*	41	3-8	.375	0-1	.000	8-8	1.000	2	1	3	3.4	3	3	4	0	1	14	11.4	
MIDDLE TENNESSEE	1/24/13	*	38	5-16	.313	2-7	.286	8-8	1.000	1	3	4	3.4	2	0	2	0	2	20	11.8	
UALR	1/26/13	*	35	7-15	.467	3-6	.500	5-8	.625	1	4	5	3.5	5	0	2	1	1	22	12.2	
at Louisiana	01/31/13	*	38	12-17	.706	2-4	.500	5-11	.455	2	0	2	3.4	0	1	1	2	1	31	13.0	
at Arkansas State	2/2/13	*	39	6-15	.400	3-7	.429	3-4	.750	4	4	8	3.6	4	1	0	0	1	18	13.3	
WESTERN KENTUCKY	2/7/13	*	37	5-19	.263	3-8	.375	2-3	.667	2	4	6	3.7	3	0	0	0	0	15	13.3	
FIU	2/9/13	*	39	4-6	.667	1-2	.500	6-10	.600	1	3	4	3.7	0	2	2	2	1	15	13.4	
at ULM	02/14/13	*	34	7-12	.583	3-5	.600	5-6	.833	1	0	1	3.6	4	0	5	0	0	22	13.7	
at Troy	02/16/13	*	35	9-11	.818	7-9	.778	0-0	.000	0	1	1	3.5	3	1	4	0	0	25	14.1	
FLORIDA ATLANTIC	2/21/13	*	44	3-13	.231	1-4	.250	7-8	.875	2	3	5	3.6	0	0	4	0	1	14	14.1	
at South Alabama	02/23/13	*	32	3-18	.167	0-6	.000	3-4	.750	4	3	7	3.7	3	0	1	1	0	9	13.9	
ARKANSAS STATE	2/28/13	*	25	7-13	.538	2-6	.333	0-1	.000	1	2	3	3.7	2	0	2	0	3	16	14.0	
Totals			27	978	147-355	.414	43-129	.333	97-130	.746	49	65	114	3.7	72	23	68	18	22	434	14.0

↳ CAREER STATS

Season	gp-gs	min/avg	Total		3-Point		F-Throws		Rebounds				Other				Scoring			
			fg-fga	pct	fg-fga	pct	ft-fta	pct	off	def	tot	avg	pf	fo	ast	to	blk	stl	pts	avg
2011-12	19-13	480/25.3	71-173	.410	23-84	.274	42-54	.778	36	40	76	4.0	39	0	25	41	9	21	207	10.9
2012-13	31-27	978/31.5	147-355	.414	43-129	.333	97-130	.746	49	65	114	3.7	72	2	23	68	18	22	434	14.0
TOTAL	50-40	1458/29.2	218-528	.413	66-213	.310	139-184	.755	85	105	190	3.8	111	2	48	109	27	43	641	12.8



25 Niko Stojiljkovic

Forward

Sr. ▶ 6-9 ▶ 215
Paris, France ▶
(Lon Morris College)

↳ CAREER HIGHS

Points: 13, at FIU -- 01/17/13
Rebounds: 10, Troy -- 12/31/11
Assists: 4, at Arkansas State -- 01/07/12; Troy -- 12/31/11; Arkansas State -- 2/28/13
Steals: 2, 4 times
Blocks: 1, 6 times
FG made: 5, Middle Tennessee -- 1/24/13
FG attempts: 9, Middle Tennessee -- 1/24/13
3FG made: 2, at FIU -- 01/17/13
3FG attempts: 4, Middle Tennessee -- 1/24/13
FT made: 5, at FIU -- 01/17/13
FT attempts: 7, at FIU -- 01/17/13

North Texas 2012-13: Just missed first career double-double with 12 points, 9 rebounds vs MTSU ... One of the team's best free throw shooters at 69.4% ... Career-best 13 points on 3-of-5 shooting at FIU ... Solid 3-of-3 shooting for season-high tying 6 points vs Troy ... First start of 2012-13 vs Lehigh ... Season best 6 points on 2-of-3 shooting at SLU ... **2011-12:** Went 4-of-7 (57.1 percent) from the floor in the Sun Belt Tournament ... Earned five starts on the year, and saw action in 31 of 32 games ... Despite ranking 11th at NT in minutes, Niko finished 7th on the team in free throw attempts (25-of-43) and 6th in offensive boards (31) ... Just 1 point shy of being NT's eighth 100 point player on the year (3.2 point per game average) ... 4-of-5 shooting for 8 points at FIU ... 3 points shy of double-double vs Troy - career-high 10 boards ... 8 points, 1 block in 11 minutes vs Sam Houston State.

↳ 2012-13 STATS

Opponent	Date	qs	min	Total		3-Pointers		Free throws		Rebounds					pts		avg				
				fg-fga	pct	3fg-fga	pct	ft-fta	pct	off	def	tot	avg	pf	a	t/o		blk	stl		
at Creighton	11/09/12		6	0-0	.000	0-0	.000	0-0	.000	0	0	0	0.0	2	0	0	0	0	0	0	0.0
vs Alabama-Huntsville	11/12/12		1	0-0	.000	0-0	.000	0-0	.000	0	0	0	0.0	0	0	0	0	0	0	0	0.0
vs Lamar	11/13/12		7	0-1	.000	0-0	.000	0-0	.000	0	1	1	0.3	0	1	0	0	1	0	0	0.0
CAMERON	11/16/12		10	0-4	.000	0-2	.000	0-0	.000	3	0	3	1.0	1	0	0	0	0	0	0	0.0
vs IUPUI	11/19/12		5	1-3	.333	0-0	.000	0-0	.000	2	0	2	1.2	0	0	0	0	0	0	2	0.4
at Virginia	11/20/12		4	0-0	.000	0-0	.000	0-0	.000	0	0	0	1.0	1	0	1	0	0	0	0	0.3
UT ARLINGTON	11/28/12		3	0-1	.000	0-1	.000	0-1	.000	0	0	0	0.9	1	0	0	0	0	0	0	0.3
LOUISIANA	12/1/12		3	0-1	.000	0-0	.000	0-0	.000	1	1	2	1.0	1	0	0	0	0	0	0	0.3
at Saint Louis	12/5/12		14	2-3	.667	1-1	1.000	1-1	1.000	0	4	4	1.3	2	0	0	0	0	0	6	0.9
JACKSON STATE	12/8/12		3	0-0	.000	0-0	.000	0-0	.000	0	0	0	1.2	0	1	0	0	0	0	0	0.8
SOUTHEASTERN LA.	12/16/12		7	0-1	.000	0-0	.000	0-0	.000	0	1	1	1.2	2	0	1	0	1	0	0	0.7
LEHIGH	12/20/12	*	10	0-1	.000	0-1	.000	0-0	.000	0	0	0	1.1	4	0	3	0	2	0	0	0.7
at Western Kentucky	12/29/12		9	1-1	1.000	0-0	.000	0-0	.000	1	2	3	1.2	0	0	1	0	0	0	2	0.8
at Middle Tennessee	12/31/12		18	0-3	.000	0-1	.000	4-4	1.000	0	0	0	1.1	2	3	0	0	0	0	4	1.0
TROY	1/3/13		23	3-3	1.000	0-0	.000	0-0	.000	0	3	3	1.3	0	2	1	0	1	0	6	1.3
ULM	1/5/13		17	0-4	.000	0-2	.000	2-2	1.000	0	3	3	1.4	2	1	0	0	2	2	2	1.4
at UALR	1/10/13		17	0-1	.000	0-0	.000	0-0	.000	0	3	3	1.5	2	3	3	0	0	0	0	1.3
SOUTH ALABAMA	1/12/13		1	0-0	.000	0-0	.000	0-0	.000	0	0	0	1.4	0	0	0	0	0	0	0	1.2
at FIU	01/17/13		23	3-5	.600	2-2	1.000	5-7	.714	0	5	5	1.6	0	2	1	1	0	0	13	1.8
at Florida Atlantic	1/19/13	*	32	0-3	.000	0-2	.000	2-2	1.000	0	4	4	1.7	3	0	0	1	1	2	2	1.9
MIDDLE TENNESSEE	1/24/13	*	34	5-9	.556	1-4	.250	1-3	.333	2	7	9	2.0	2	2	2	0	1	12	2.3	
UALR	1/26/13	*	18	0-6	.000	0-3	.000	2-2	1.000	1	3	4	2.1	3	3	3	0	0	2	2	2.3
at Louisiana	01/31/13	*	12	0-0	.000	0-0	.000	0-0	.000	0	1	1	2.1	0	1	1	0	0	0	0	2.2
at Arkansas State	2/2/13		21	1-3	.333	1-1	1.000	1-2	.500	1	2	3	2.1	2	0	0	0	0	4	2.3	
WESTERN KENTUCKY	2/7/13		7	0-1	.000	0-1	.000	0-0	.000	0	0	0	2.0	1	0	1	0	0	0	0	2.2
FIU	2/9/13	*	22	3-4	.750	0-0	.000	2-2	1.000	0	4	4	2.1	1	3	3	0	1	8	2.4	
at ULM	02/14/13	*	17	1-2	.500	1-2	.500	0-0	.000	0	1	1	2.1	1	2	1	1	0	3	2.4	
at Troy	02/16/13		9	0-2	.000	0-0	.000	0-0	.000	0	0	0	2.0	1	0	0	0	0	0	0	2.4
FLORIDA ATLANTIC	2/21/13		14	0-2	.000	0-1	.000	0-0	.000	0	4	4	2.1	1	0	0	0	0	0	0	2.3
at South Alabama	02/23/13		7	2-3	.667	0-0	.000	1-4	.250	1	0	1	2.0	0	0	1	0	1	5	2.4	
ARKANSAS STATE	2/28/13	*	22	1-2	.500	1-2	.500	4-6	.667	2	6	8	2.2	1	4	1	0	0	7	2.5	
Totals			8	396	23-69	.333	7-26	.269	25-36	.694	14	55	69	2.2	36	28	24	3	11	78	2.5

↳ CAREER STATS

Season	gp-gs	min/avg	Total		3-Point		F-Throws		Rebounds					Scoring						
			fg-fga	pct	fg-fga	pct	ft-fta	pct	off	def	tot	avg	pf	fo	ast	to	blk	stl	pts	avg
2011-12	31-5	344/11.1	36-84	.429	2-10	.200	25-43	.581	31	50	81	2.6	43	0	25	26	3	10	99	3.2
2012-13	31-8	396/12.8	23-69	.333	7-26	.269	25-36	.694	14	55	69	2.2	36	0	28	24	3	11	78	2.5
TOTAL	62-13	740/11.9	59-153	.386	9-36	.250	50-79	.633	45	105	150	2.4	79	0	53	50	6	21	177	2.9



32 Roger Franklin

Guard

Sr. ▶ 6-5 ▶ 220
Duncanville, TX ▶
(Oklahoma State)

↳ CAREER HIGHS

Points: 29, at FIU -- 01/17/13
Rebounds: 15, at ULM -- 01/14/12
Assists: 4, at UALR -- 02/23/12
Steals: 4, ULM -- 1/5/13
Blocks: 4, at ULM -- 02/14/13
FG made: 11, at FIU -- 01/17/13
FG attempts: 15, 4 times
3FG made: 1, 5 times
3FG attempts: 3, at Texas -- 11/29/11
FT made: 11, FIU -- 2/9/13
FT attempts: 13, Denver -- 01/21/12

North Texas: 2012-13: Averaging 15.2 PPG on 51.4 FG%, 80.4 FT% shooting in last 13 games ... Double figures in 12 of last 14 ... Shooting a team-best 48.1 percent ... 11-of-11 from stripe vs. FIU ... Buzzer-beating tip-in at FAU forced overtime ... Exploded for career-high 29 points on 11-of-15 shooting at FIU (previous high was 20) ... Only player on the roster to start every game in 2012-13 ... 6th career double-double vs UALR ... 16 points vs Alabama-Huntsville on 7-of-12 ... **2011-12:** Four double-doubles in '11-12 tied for sixth most in the Sun Belt ... 5.0 rebounds per game rank second at NT ... 16 double-digit scoring games, including career-high 20 vs WKU ... Shot 46.2 percent in the SBC Tourney ... Reached double-figures in 9 of last 15 games, including double-doubles in three of those ... Started 16 games, and appeared in all 32 ... 14th in SBC with 5.7 rebounds per league game ... 15 rebounds at ULM are the fifth most by an SBC player ... 11 of 16 blocks came in Sun Belt play ... First double-double at Texas with 13 points, 12 rebounds.

↳ 2012-13 STATS

Opponent	Date	qs	min	Total		3-Pointers		Free throws		Rebounds				Scoring							
				fg-fga	pct	3fg-fga	pct	ft-fga	pct	off	def	tot	avg	pf	a	t/o	blk	stl	pts	avg	
at Creighton	11/09/12	*	22	4-8	.500	0-1	.000	0-0	.000	1	4	5	5.0	2	1	0	0	1	8	8.0	
vs Alabama-Huntsville	11/12/12	*	31	7-12	.583	0-0	.000	2-2	1.000	4	5	9	7.0	4	1	1	0	1	16	12.0	
vs Lamar	11/13/12	*	16	0-1	.000	0-0	.000	1-2	.500	0	1	1	5.0	2	0	1	0	0	1	8.3	
CAMERON	11/16/12	*	18	1-3	.333	0-0	.000	0-0	.000	2	4	6	5.3	4	1	2	0	0	2	6.8	
vs IUPUI	11/19/12	*	24	6-8	.750	0-0	.000	1-2	.500	3	7	10	6.2	2	1	0	1	0	13	8.0	
at Virginia	11/20/12	*	21	1-5	.200	0-0	.000	3-4	.750	4	2	6	6.2	2	1	2	2	1	5	7.5	
UT ARLINGTON	11/28/12	*	31	4-6	.667	1-1	1.000	2-5	.400	2	7	9	6.6	5	1	2	1	2	11	8.0	
LOUISIANA	12/1/12	*	34	6-7	.857	0-0	.000	2-4	.500	4	1	5	6.4	3	0	6	0	0	14	8.8	
at Saint Louis	12/5/12	*	30	1-10	.100	0-0	.000	4-4	1.000	2	2	4	6.1	3	1	3	0	0	6	8.4	
JACKSON STATE	12/8/12	*	26	3-6	.500	0-0	.000	7-9	.778	2	5	7	6.2	1	1	1	0	2	13	8.9	
SOUTHEASTERN LA.	12/16/12	*	29	6-11	.545	0-0	.000	0-0	.000	1	5	6	6.2	1	0	0	2	1	12	9.2	
LEHIGH	12/20/12	*	22	4-10	.400	0-0	.000	1-1	1.000	2	4	6	6.2	1	0	1	2	1	9	9.2	
at Western Kentucky	12/29/12	*	18	2-6	.333	0-0	.000	2-2	1.000	1	2	3	5.9	5	0	2	0	0	6	8.9	
at Middle Tennessee	12/31/12	*	22	5-12	.417	0-1	.000	1-1	1.000	0	4	4	5.8	2	0	1	0	0	11	9.1	
TROY	1/3/13	*	23	4-11	.364	1-1	1.000	1-2	.500	0	6	6	5.8	2	1	3	0	3	10	9.1	
ULM	1/5/13	*	32	3-6	.500	0-0	.000	2-5	.400	4	0	4	5.7	2	3	1	1	4	8	9.1	
at UALR	1/10/13	*	26	3-10	.300	0-1	.000	2-2	1.000	1	6	7	5.8	2	0	0	0	0	8	9.0	
SOUTH ALABAMA	1/12/13	*	25	2-7	.286	0-0	.000	6-8	.750	1	6	7	5.8	5	1	0	1	0	10	9.1	
at FIU	01/17/13	*	38	11-15	.733	0-0	.000	7-8	.875	2	6	8	5.9	3	2	4	0	3	29	10.1	
at Florida Atlantic	01/19/13	*	39	5-9	.556	0-0	.000	2-2	1.000	1	6	7	6.0	3	1	1	2	1	12	10.2	
MIDDLE TENNESSEE	1/24/13	*	31	6-8	.750	1-1	1.000	1-2	.500	0	3	3	5.9	5	1	2	1	1	14	10.4	
UALR	1/26/13	*	39	8-15	.533	0-1	.000	4-6	.667	7	5	12	6.1	1	0	2	0	1	20	10.8	
at Louisiana	01/31/13	*	26	4-10	.400	0-0	.000	2-2	1.000	1	3	4	6.0	4	1	4	0	2	10	10.8	
at Arkansas State	2/2/13	*	33	3-9	.333	0-1	.000	1-2	.500	1	9	10	6.2	5	0	3	0	2	7	10.6	
WESTERN KENTUCKY	2/7/13	*	33	5-15	.333	0-0	.000	2-3	.667	4	3	7	6.2	2	1	2	0	2	12	10.7	
FIU	2/9/13	*	36	5-8	.625	0-1	.000	11-11	1.000	0	5	5	6.2	4	3	3	3	0	21	11.1	
at ULM	02/14/13	*	37	8-14	.571	0-0	.000	6-8	.750	3	8	11	6.4	2	3	1	4	1	22	11.5	
at Troy	02/16/13	*	35	3-7	.429	0-0	.000	4-6	.667	1	4	5	6.3	3	3	3	1	1	10	11.4	
FLORIDA ATLANTIC	2/21/13	*	40	8-13	.615	1-1	1.000	3-4	.750	3	6	9	6.4	3	1	1	1	1	20	11.7	
at South Alabama	02/23/13	*	35	4-13	.308	0-1	.000	0-0	.000	1	5	6	6.4	4	0	1	0	1	8	11.6	
ARKANSAS STATE	2/28/13	*	34	5-10	.500	0-0	.000	2-2	1.000	1	3	4	6.3	2	1	1	3	1	12	11.6	
Totals			31	906	137-285	.481	4-11	.364	82-109	.752	59	137	196	6.3	89	30	54	25	33	360	11.6

↳ CAREER STATS

Season	gp-gs	min/avg	Total		3-Point		F-Throws		Rebounds				Scoring							
			fg-fga	pct	fg-fga	pct	ft-fga	pct	off	def	tot	avg	pf	fo	ast	to	blk	stl	pts	avg
2011-12	32-16	754/23.6	102-248	.411	1-7	.143	58-86	.674	45	115	160	5.0	71	0	37	44	16	18	263	8.2
2012-13	31-31	906/29.2	137-285	.481	4-11	.364	82-109	.752	59	137	196	6.3	89	5	30	54	25	33	360	11.6
TOTAL	63-47	1660/26.3	239-533	.448	5-18	.278	140-195	.718	104	252	356	5.7	160	5	67	98	41	51	623	9.9



44 Keith Coleman

Forward/Center

So. ▶ 6-10 ▶ 245
Philadelphia, PA ▶
(Marshalltown CC)

↳ CAREER HIGHS

Points: 5, at Louisiana -- 01/31/13; Cameron -- 11/16/12
Rebounds: 7, vs Lamar -- 11/13/12
Assists: 1, 4 times
Steals: 1, 5 times
Blocks: 3, Cameron -- 11/16/12
FG made: 2, at South Alabama -- 02/23/13; Cameron -- 11/16/12; at Virginia
FG attempts: 6, Cameron -- 11/16/12
FT made: 3, at Louisiana -- 01/31/13
FT attempts: 4, at Louisiana -- 01/31/13; Western Kentucky -- 2/7/13

North Texas 2012-13: 7 boards in win over Lamar ... Saw first career action at Creighton, tallied 2 pts & 5 boards ... **Marshalltown CC:** Was rated by Hot100Hoops.com as one of the nation's top-25 junior college players ... Originally signed with Nebraska ... Racked up averages of 8.0 points, 7.1 rebounds and 1.8 assists per game last year for Marshalltown (Iowa) CC ...

Will have three years of eligibility remaining for the Mean Green ... Tallied three double-doubles last season for the Tigers, including a 17-point, 13-rebound outing against Southwestern (Iowa) CC ... Shot 57.1 percent from the floor on the year and was named Honorable Mention All-Region XI.

↳ 2012-13 STATS

Opponent	Date	qs	min	Total		3-Pointers		Free throws		Rebounds											
				fg-fga	pct	3fg-fga	pct	ft-fga	pct	off	def	tot	avg	pf	a	t/o	blk	stl	pts	avg	
at Creighton	11/09/12		12	1-2	.500	0-0	.000	0-1	.000	2	3	5	5.0	2	0	2	0	1	2	2.0	
vs Alabama-Huntsville	11/12/12		8	0-2	.000	0-0	.000	2-2	1.000	1	2	3	4.0	2	0	0	0	0	2	2.0	
vs Lamar	11/13/12		19	1-5	.200	0-0	.000	0-1	.000	1	6	7	5.0	1	1	3	1	1	2	2.0	
CAMERON	11/16/12		17	2-6	.333	0-0	.000	1-2	.500	2	2	4	4.8	1	0	1	3	0	5	2.8	
vs IUPUI	11/19/12		3	0-1	.000	0-0	.000	0-0	.000	0	0	0	3.8	2	0	0	0	0	0	2.2	
at Virginia	11/20/12		7	2-2	1.000	0-0	.000	0-0	.000	1	0	1	3.3	1	0	1	0	0	4	2.5	
UT ARLINGTON	11/28/12		4	0-0	.000	0-0	.000	0-0	.000	0	0	0	2.9	1	0	0	0	0	0	2.1	
LOUISIANA	12/1/12		6	0-0	.000	0-0	.000	0-0	.000	0	0	0	2.5	1	0	0	0	0	0	1.9	
at Saint Louis	12/5/12		7	1-1	1.000	0-0	.000	0-0	.000	0	1	1	2.3	1	0	0	0	0	2	1.9	
JACKSON STATE	12/8/12		9	1-2	.500	0-0	.000	0-0	.000	0	2	2	2.3	2	0	0	0	0	2	1.9	
SOUTHEASTERN LA.	12/16/12		6	0-2	.000	0-0	.000	0-0	.000	0	0	0	2.1	1	0	1	1	0	0	1.7	
LEHIGH	12/20/12		3	0-0	.000	0-0	.000	0-2	.000	0	0	0	1.9	0	0	0	0	0	0	1.6	
at Western Kentucky	12/29/12		9	0-3	.000	0-0	.000	0-0	.000	0	3	3	2.0	2	0	0	1	0	0	1.5	
at Middle Tennessee	12/31/12		4	0-0	.000	0-0	.000	0-0	.000	0	1	1	1.9	1	0	0	1	0	0	1.4	
ULM	1/5/13		5	1-1	1.000	0-0	.000	1-2	.500	0	0	0	1.8	0	0	1	0	0	3	1.5	
at UALR	1/10/13		17	1-3	.333	0-0	.000	0-0	.000	0	1	1	1.8	0	0	0	0	0	2	1.5	
SOUTH ALABAMA	1/12/13		8	0-0	.000	0-0	.000	0-0	.000	1	0	1	1.7	4	0	0	0	0	0	1.4	
at FIU	01/17/13		5	0-1	.000	0-0	.000	0-0	.000	0	0	0	1.6	0	1	1	0	0	0	1.3	
at Florida Atlantic	1/19/13		9	0-2	.000	0-0	.000	0-0	.000	0	2	2	1.6	0	0	0	0	0	0	1.3	
MIDDLE TENNESSEE	1/24/13		6	0-0	.000	0-0	.000	0-0	.000	0	0	0	1.6	1	0	0	0	1	0	1.2	
UALR	1/26/13		8	0-1	.000	0-0	.000	0-0	.000	0	0	0	1.5	0	0	1	1	0	0	1.1	
at Louisiana	01/31/13		10	1-3	.333	0-0	.000	3-4	.750	0	1	1	1.5	0	0	1	1	1	5	1.3	
at Arkansas State	2/2/13		5	1-2	.500	0-0	.000	0-0	.000	1	2	3	1.5	2	0	1	1	0	2	1.3	
WESTERN KENTUCKY	2/7/13		17	0-1	.000	0-0	.000	1-4	.250	0	2	2	1.5	3	0	1	1	0	1	1.3	
FIU	2/9/13		14	0-0	.000	0-0	.000	0-0	.000	1	3	4	1.6	2	1	2	0	0	0	1.3	
at ULM	02/14/13		7	1-1	1.000	0-0	.000	0-0	.000	1	0	1	1.6	3	0	2	0	0	2	1.3	
at Troy	02/16/13		3	0-0	.000	0-0	.000	0-0	.000	0	1	1	1.6	4	0	0	0	0	0	1.3	
FLORIDA ATLANTIC	2/21/13	*	12	1-3	.333	0-0	.000	0-0	.000	2	3	5	1.7	2	1	3	0	0	2	1.3	
at South Alabama	02/23/13		10	2-2	1.000	0-0	.000	0-0	.000	0	1	1	1.7	2	0	2	0	0	4	1.4	
Totals			1	250	16-46	.348	0-0	.000	8-18	.444	13	36	49	1.7	41	4	23	11	4	40	1.4

Games played: 29
Minutes/game: 8.6
Points/game: 1.4
FG Pct: 34.8
FT Pct: 44.4

Rebounds/game: 1.7
Assists/game: 0.1
Turnovers/game: 0.8
Assist/turnover ratio: 0.2
Steals/game: 0.1
Blocks/game: 0.4

2012-13 SEASON STATS TEAM/INDIVIDUAL

RECORD:	OVERALL	HOME	AWAY	NEUTRAL
ALL GAMES	12-19	8-7	2-11	2-1
CONFERENCE	7-13	5-5	2-8	0-0
NON-CONFERENCE	5-6	3-2	0-3	2-1

#	Player	gp-gs	min	avg	Total		3-Point		F-Throw		Rebounds				pf	dq	a	to	blk	stl	pts	avg
					fg-fga	fg%	3fg-fga	3fg%	ft-fga	ft%	off	def	tot	avg								
23	Williams, Jordan	31-27	978	31.5	147-355	.414	43-129	.333	97-130	.746	49	65	114	3.7	72	2	23	68	18	22	434	14.0
13	Mitchell, Tony	31-28	999	32.2	137-311	.441	29-97	.299	103-151	.682	76	185	261	8.4	91	3	26	74	83	30	406	13.1
32	Franklin, Roger	31-31	906	29.2	137-285	.481	4-11	.364	82-109	.752	59	137	196	6.3	89	5	30	54	25	33	360	11.6
03	Williams, Alzee	28-22	967	34.5	110-258	.426	5-17	.294	87-119	.731	39	55	94	3.4	29	0	40	35	3	13	312	11.1
05	Jones, Chris	15-13	406	27.1	53-131	.405	3-18	.167	34-50	.680	12	44	56	3.7	39	0	73	42	0	34	143	9.5
01	Holmen, Jacob	15-7	235	15.7	32-84	.381	10-31	.323	10-13	.769	22	30	52	3.5	20	0	4	10	5	4	84	5.6
04	Hardwick, P.J.	31-16	727	23.5	40-99	.404	0-2	.000	36-48	.750	13	78	91	2.9	75	2	76	66	0	29	116	3.7
11	Patton, Justin	19-2	192	10.1	17-53	.321	1-8	.125	26-35	.743	10	23	33	1.7	23	0	7	14	0	7	61	3.2
25	Stojiljkovic, Niko	31-8	396	12.8	23-69	.333	7-26	.269	25-36	.694	14	55	69	2.2	36	0	28	24	3	11	78	2.5
44	Coleman, Keith	29-1	250	8.6	16-46	.348	0-0	.000	8-18	.444	13	36	49	1.7	41	0	4	23	11	4	40	1.4
22	Overlander, Clarke	27-0	202	7.5	9-50	.180	6-44	.136	4-7	.571	2	7	9	0.3	28	0	5	5	1	6	28	1.0
10	Mitchell, Austin	18-0	17	0.9	0-1	.000	0-0	.000	0-0	.000	1	2	3	0.2	0	0	0	2	0	1	0	0.0
02	Walton, Brandon	1-0	1	1.0	0-0	.000	0-0	.000	0-0	.000	0	0	0	0.0	0	0	0	0	0	0	0	0.0
Team											71	50	121		2		13					
Total.....		31	6276		721-1742	.414	108-383	.282	512-716	.715	381	767	1148	37.0	545	12	316	430	149	194	2062	66.5
Opponents.....		31	6276		749-1797	.417	202-558	.362	427-618	.691	373	741	1114	35.9	576	-	365	402	110	209	2127	68.6

TEAM STATISTICS

	NT	OPP	Date	Opponent	Score	Att.		
SCORING	2062	2127	11/09/12	at Creighton	L 51-71	17139		
Points per game	66.5	68.6	11/12/12	vs Alabama-Huntsville	L 75-78	12068		
Scoring margin	-2.1	-	11/13/12	vs Lamar	w 74-59	12006		
FIELD GOALS-ATT	721-1742	749-1797	11/16/12	CAMERON	w 78-49	2673		
Field goal pct	.414	.417	11/19/12	vs IUPUI	w 80-66	1444		
3 POINT FG-ATT	108-383	202-558	11/20/12	at Virginia	L 64-80	1745		
3-point FG pct	.282	.362	11/28/12	UT ARLINGTON	L 59-72	4832		
3-pt FG made per game	3.5	6.5	* 12/11/12	LOUISIANA	L 76-80	3631		
FREE THROWS-ATT	512-716	427-618	12/5/12	at Saint Louis	L 63-67	4817		
Free throw pct	.715	.691	12/8/12	JACKSON STATE	w 83-65	2872		
F-Throws made per game	16.5	13.8	12/16/12	SOUTHEASTERN LA.	w 45-40	2645		
REBOUNDS	1148	1114	12/20/12	LEHIGH	L 75-90	4955		
Rebounds per game	37.0	35.9	* 12/29/12	at Western Kentucky	L 64-70	4776		
Rebounding margin	+1.1	-	* 12/31/12	at Middle Tennessee	L 57-75	3872		
ASSISTS	316	365	* 1/3/13	TROY	w 76-59	2338		
Assists per game	10.2	11.8	* 1/5/13	ULM	L 68-81	3361		
TURNOVERS	430	402	* 1/10/13	at UALR	L 53-67	3288		
Turnovers per game	13.9	13.0	* 1/12/13	SOUTH ALABAMA	w 66-56	3642		
Turnover margin	-0.9	-	* 01/17/13	at FIU	L 64-70	1109		
Assist/turnover ratio	0.7	0.9	* 1/19/13	at Florida Atlantic	Wot 61-59	1797		
STEALS	194	209	* 1/24/13	MIDDLE TENNESSEE	L 64-72	3423		
Steals per game	6.3	6.7	* 1/26/13	UALR	L 57-62	3997		
BLOCKS	149	110	* 01/31/13	at Louisiana	L 74-105	2294		
Blocks per game	4.8	3.5	* 2/2/13	at Arkansas State	Lot 66-75	3786		
ATTENDANCE	52777	77000	* 2/7/13	WESTERN KENTUCKY	L 59-70	3528		
Home games-Avg/Game	15-3518	13-3960	* 2/9/13	FIU	w 77-67	5497		
Neutral site-Avg/Game	-	3-8506	* 02/14/13	at ULM	L 73-85	904		
			* 02/16/13	at Troy	w 63-61	1954		
Score by Periods	1st	2nd	OT	Totals				
North Texas	977	1061	24	2062	* 2/21/13	FLORIDA ATLANTIC	Wot 66-57	2532
Opponents	993	1112	22	2127	* 02/23/13	at South Alabama	L 57-69	4001
					* 2/28/13	ARKANSAS STATE	w 74-50	2851

* = Conference game

2012-13 SEASON STATS SUN BELT ONLY

RECORD:	OVERALL	HOME	AWAY	NEUTRAL
ALL GAMES	7-13	5-5	2-8	0-0
CONFERENCE	7-13	5-5	2-8	0-0
NON-CONFERENCE	0-0	0-0	0-0	0-0

#	Player	gp-gs	min	avg	Total		3-Point		F-Throw		Rebounds				pf	dq	a	to	blk	stl	pts	avg	
					fg-fga	fg%	3fg-fga	3fg%	ft-fga	ft%	off	def	tot	avg									
23	Williams, Jordan	20-19	700	35.0	107-244	.439	35-89	.393	70-95	.737	30	43	73	3.7	46	2	14	43	13	17	319	16.0	
32	Franklin, Roger	20-20	636	31.8	100-205	.488	3-9	.333	61-80	.763	36	91	127	6.4	62	4	22	41	17	24	264	13.2	
13	Mitchell, Tony	20-19	669	33.5	79-189	.418	18-60	.300	61-90	.678	44	117	161	8.1	60	2	19	55	55	14	237	11.9	
05	Jones, Chris	4-2	112	28.0	15-32	.469	1-5	.200	13-19	.684	3	13	16	4.0	10	0	16	10	0	14	44	11.0	
03	Williams, Alzee	17-12	607	35.7	64-150	.427	4-14	.286	54-71	.761	24	32	56	3.3	17	0	25	28	2	6	186	10.9	
04	Hardwick, P.J.	20-16	569	28.5	31-79	.392	0-1	.000	32-40	.800	6	61	67	3.4	55	2	58	54	0	17	94	4.7	
11	Patton, Justin	10-2	128	12.8	14-35	.400	0-2	.000	17-23	.739	8	17	25	2.5	12	0	3	13	0	4	45	4.5	
01	Holmen, Jacob	4-2	49	12.3	5-17	.294	3-8	.375	2-4	.500	6	5	11	2.8	7	0	2	5	3	1	15	3.8	
25	Stojiljkovic, Niko	20-7	326	16.3	20-55	.364	6-21	.286	24-34	.706	9	49	58	2.9	23	0	26	19	3	7	70	3.5	
22	Overlander, Clarke	16-0	116	7.3	6-23	.261	4-19	.211	4-7	.571	1	5	6	0.4	19	0	1	3	0	1	20	1.3	
44	Coleman, Keith	18-1	155	8.6	8-23	.348	0-0	.000	5-10	.500	6	20	26	1.4	27	0	3	15	6	2	21	1.2	
10	Mitchell, Austin	11-0	9	0.8	0-0	.000	0-0	.000	0-0	.000	0	1	1	0.1	0	0	0	2	0	0	0	0.0	
Team											38	33	71		1		10						
Total.....		20	4076		449-1052	.427	74-228	.325	343-473	.725	211	487	698	34.9	339	10	189	298	99	107	1315	65.8	
Opponents.....		20	4076		501-1177	.426	127-360	.353	261-383	.681	247	452	699	35.0	357	-	230	237	67	145	1390	69.5	

TEAM STATISTICS	NT	OPP	Date	Opponent	Score	Att.
SCORING	1315	1390	* 12/1/12	LOUISIANA	L 76-80	3631
Points per game	65.8	69.5	* 12/29/12	at Western Kentucky	L 64-70	4776
Scoring margin	-3.7	-	* 12/31/12	at Middle Tennessee	L 57-75	3872
FIELD GOALS-ATT	449-1052	501-1177	* 1/3/13	TROY	W 76-59	2338
Field goal pct	.427	.426	* 1/5/13	ULM	L 68-81	3361
3 POINT FG-ATT	74-228	127-360	* 1/10/13	at UALR	L 53-67	3288
3-point FG pct	.325	.353	* 1/12/13	SOUTH ALABAMA	W 66-56	3642
3-pt FG made per game	3.7	6.4	* 01/17/13	at FIU	L 64-70	1109
FREE THROWS-ATT	343-473	261-383	* 1/19/13	at Florida Atlantic	Wot 61-59	1797
Free throw pct	.725	.681	* 1/24/13	MIDDLE TENNESSEE	L 64-72	3423
F-Throws made per game	17.2	13.1	* 1/26/13	UALR	L 57-62	3997
REBOUNDS	698	699	* 01/31/13	at Louisiana	L 74-105	2294
Rebounds per game	34.9	35.0	* 2/2/13	at Arkansas State	Lot 66-75	3786
Rebounding margin	+0.0	-	* 2/7/13	WESTERN KENTUCKY	L 59-70	3528
ASSISTS	189	230	* 2/9/13	FIU	W 77-67	5497
Assists per game	9.5	11.5	* 02/14/13	at ULM	L 73-85	904
TURNOVERS	298	237	* 02/16/13	at Troy	W 63-61	1954
Turnovers per game	14.9	11.9	* 2/21/13	FLORIDA ATLANTIC	Wot 66-57	2532
Turnover margin	-3.0	-	* 02/23/13	at South Alabama	L 57-69	4001
Assist/turnover ratio	0.6	1.0	* 2/28/13	ARKANSAS STATE	W 74-50	2851
STEALS	107	145	* = Conference game			
Steals per game	5.4	7.3				
BLOCKS	99	67				
Blocks per game	5.0	3.4				
ATTENDANCE	34800	27781				
Home games-Avg/Game	10-3480	10-2778				
Neutral site-Avg/Game	-	0-0				

Score by Periods	1st	2nd	OT	Totals
North Texas	622	669	24	1315
Opponents	622	746	22	1390

2012-13 GAME-BY-GAME

Opponent	1st	2nd	Score	Mar	Total FG	FG Pct	3-Pointers	3FG Pct	Free Throws	FT Pct	Rebounds	Assist	T/Over	Block	Steal	Fouls
Creighton	25/39	26/32	51-71	(20)	22-69/24-48	.319/.500	2-16/5-18	.125/.278	5-10/18-22	.500/.818	38/39	11/14	12/13	2/6	6/4	20/12
Alabama-Huntsville	37/41	38/37	75-78	(3)	23-64/24-61	.359/.393	4-13/12-27	.308/.444	25-33/18-23	.758/.783	40/45	16/19	10/16	5/1	6/6	21/24
Lamar	36/30	38/29	74-59	+15	29-64/25-60	.453/.417	3-10/1-6	.300/.167	13-21/8-15	.619/.533	38/38	19/8	15/23	3/4	11/8	14/18
CAMERON	43/20	35/29	78-49	+29	31-68/17-64	.456/.266	5-20/8-24	.250/.333	11-17/7-9	.647/.778	50/39	14/6	11/15	9/2	5/6	13/21
IUPUI	41/31	39/35	80-66	+14	34-69/24-64	.493/.375	7-13/5-21	.538/.238	5-9/13-19	.556/.684	43/37	19/10	11/11	5/4	6/8	18/13
Virginia	22/42	42/38	64-80	(16)	21-58/27-46	.362/.587	3-19/8-11	.158/.727	19-26/18-24	.731/.750	34/28	5/18	14/15	5/5	7/7	21/20
UT ARLINGTON	31/31	28/41	59-72	(13)	18-58/24-52	.310/.462	4-23/5-9	.174/.556	19-28/19-29	.679/.655	36/43	7/12	16/19	6/2	15/10	22/23
LOUISIANA	39/39	37/41	76-80	(4)	26-57/26-53	.456/.491	4-9/9-18	.444/.500	20-28/19-26	.741/.731	34/32	7/14	19/19	5/2	11/8	23/21
Saint Louis	36/34	27/33	63-67	(4)	22-52/20-51	.423/.392	4-7/7-18	.571/.389	15-16/20-25	.938/.800	35/29	11/14	15/19	0/6	6/6	21/18
JACKSON STATE	32/33	51/32	83-65	+18	27-56/17-52	.482/.327	1-12/10-27	.083/.370	28-40/21-34	.700/.618	46/30	11/9	5/10	2/4	6/1	23/33
SOUTHEASTERN LA.	19/18	26/22	45-40	+5	18-61/14-56	.295/.250	0-11/3-14	.000/.214	9-16/9-16	.563/.563	42/51	4/4	8/19	7/1	11/2	15/16
LEHIGH	33/52	42/38	75-90	(15)	27-71/32-66	.380/.485	1-11/11-23	.091/.478	20-27/15-19	.741/.789	48/36	10/21	15/15	6/8	8/6	17/21
Western Kentucky	26/37	38/33	64-70	(6)	24-57/21-52	.421/.404	5-11/9-19	.455/.474	11-15/19-26	.733/.731	33/37	8/11	13/11	5/5	5/7	21/14
Middle Tennessee	24/37	33/38	57-75	(18)	19-56/31-61	.339/.508	4-17/5-13	.235/.385	15-19/8-16	.789/.500	33/42	11/18	12/9	3/4	3/3	18/18
TROY	39/29	37/30	76-59	+17	28-58/22-64	.483/.344	4-12/5-23	.333/.217	16-22/10-13	.727/.769	40/38	14/10	14/14	5/2	6/9	12/17
ULM	30/30	38/51	68-81	(13)	24-49/28-48	.490/.583	4-12/8-16	.333/.500	16-25/17-20	.640/.850	19/30	12/13	12/14	6/1	8/8	12/20
UALR	32/27	21/40	53-67	(14)	19-47/29-57	.404/.509	3-9/5-9	.333/.556	12-17/4-10	.706/.400	32/30	8/18	17/8	3/6	1/13	11/12
SOUTH ALABAMA	36/22	30/34	66-56	+10	18-51/18-64	.353/.281	1-9/5-21	.111/.238	29-34/15-29	.853/.517	42/46	7/5	12/12	7/3	6/3	22/24
FIU	24/36	40/34	64-70	(6)	21-43/26-64	.488/.406	3-7/7-23	.429/.304	19-25/11-16	.760/.688	34/31	12/12	23/15	5/4	8/15	18/17
Florida Atlantic	23/22	30/31	61-59	+2	18-47/21-57	.383/.368	2-9/7-20	.222/.350	23-31/10-17	.742/.588	38/36	10/13	12/12	6/3	6/5	15/20
MIDDLE TENNESSEE	23/28	41/44	64-72	(8)	22-49/29-54	.449/.537	5-17/5-13	.294/.385	15-21/9-15	.714/.600	32/29	7/13	19/13	5/3	6/10	17/19
UALR	25/32	32/30	57-62	(5)	18-52/21-51	.346/.412	4-14/6-13	.286/.462	17-25/14-21	.680/.667	37/31	5/7	16/16	5/3	3/6	17/18
Louisiana	37/45	37/60	74-105	(31)	27-55/38-71	.491/.535	3-8/11-22	.375/.500	17-26/18-23	.654/.783	27/38	9/19	18/10	7/1	5/10	17/17
Arkansas State	36/28	23/31	66-75	(9)	23-63/22-64	.365/.344	7-18/8-28	.389/.286	13-23/23-35	.565/.657	42/44	7/11	12/17	2/4	5/7	27/16
WESTERN KENTUCKY	24/27	35/43	59-70	(11)	20-59/27-60	.339/.450	4-17/7-17	.235/.412	15-23/9-13	.652/.692	39/38	6/12	12/12	1/6	3/4	17/16
FIU	41/35	36/32	77-67	+10	24-32/22-51	.750/.431	2-4/6-15	.500/.400	27-32/17-20	.844/.850	28/14	13/5	21/11	7/0	4/9	16/20
ULM	42/33	31/52	73-85	(12)	26-55/31-55	.473/.564	4-10/9-16	.400/.563	17-21/14-28	.810/.500	31/29	15/19	16/19	10/2	2/6	21/16
Troy	28/26	35/35	63-61	+2	23-45/23-54	.511/.426	8-15/6-15	.533/.400	9-13/9-13	.692/.692	28/30	13/11	13/10	3/2	3/3	17/15
FLORIDA ATLANTIC	35/35	22/22	66-57	+9	21-57/24-67	.368/.358	2-6/4-19	.333/.211	22-25/5-9	.880/.556	45/38	8/9	11/9	6/7	4/4	11/19
South Alabama	24/30	33/39	57-69	(12)	23-68/25-62	.338/.403	1-11/4-17	.091/.235	10-21/15-16	.476/.938	39/48	8/9	9/14	2/8	9/5	15/19
ARKANSAS STATE	34/24	40/26	74-50	+24	25-52/17-68	.481/.250	4-13/1-23	.308/.043	20-27/15-17	.741/.882	45/38	9/1	17/12	6/1	9/10	13/21

Note: Game totals are displayed in the format TEAM/OPPONENT for each category

2012-13 TEAM GAME HIGHS

POINTS	83	JACKSON STATE (12/8/12)
	80	vs IUPUI (11/19/12)
	78	CAMERON (11/16/12)
	77	FIU (2/9/13)
	76	TROY (1/3/13)
	76	LOUISIANA (12/1/12)
FIELD GOALS MADE	34	vs IUPUI (11/19/12)
	31	CAMERON (11/16/12)
FIELD GOAL ATTEMPTS	71	LEHIGH (12/20/12)
	69	vs IUPUI (11/19/12)
	69	at Creighton (11/09/12)
FIELD GOAL PERCENTAGE	.750 (24-32)	FIU (2/9/13)
	.511 (23-45)	at Troy (02/16/13)
3 PT FIELD GOALS MADE	8	at Troy (02/16/13)
	7	at Arkansas State (2/2/13)
	7	vs IUPUI (11/19/12)
3 PT FG ATTEMPTS	23	UT ARLINGTON (11/28/12)
	20	CAMERON (11/16/12)
3 PT FG PERCENTAGE	.571 (4-7)	at Saint Louis (12/5/12)
	.538 (7-13)	vs IUPUI (11/19/12)
FREE THROWS MADE	29	SOUTH ALABAMA (1/12/13)
	28	JACKSON STATE (12/8/12)
FREE THROW ATTEMPTS	40	JACKSON STATE (12/8/12)
	34	SOUTH ALABAMA (1/12/13)
FREE THROW PERCENTAGE	.938 (15-16)	at Saint Louis (12/5/12)
	.880 (22-25)	FLORIDA ATLANTIC (2/21/13)
REBOUNDS	50	CAMERON (11/16/12)
	48	LEHIGH (12/20/12)
ASSISTS	19	vs IUPUI (11/19/12)
	19	vs Lamar (11/13/12)
STEALS	15	UT ARLINGTON (11/28/12)
	11	SOUTHEASTERN LA. (12/16/12)
	11	LOUISIANA (12/1/12)
	11	vs Lamar (11/13/12)
BLOCKED SHOTS	10	at ULM (02/14/13)
	9	CAMERON (11/16/12)
TURNOVERS	23	at FIU (01/17/13)
	21	FIU (2/9/13)
FOULS	27	at Arkansas State (2/2/13)
	23	JACKSON STATE (12/8/12)
	23	UT ARLINGTON (11/28/12)

2012-13 OPPONENT GAME HIGHS

POINTS	105	at Louisiana (01/31/13)
	90	LEHIGH (12/20/12)
	85	at ULM (02/14/13)
	81	ULM (1/5/13)
	80	LOUISIANA (12/1/12)
	80	at Virginia (11/20/12)
FIELD GOALS MADE	38	at Louisiana (01/31/13)
	32	LEHIGH (12/20/12)
FIELD GOAL ATTEMPTS	71	at Louisiana (01/31/13)
	68	ARKANSAS STATE (2/28/13)
FIELD GOAL PERCENTAGE	.587 (27-46)	at Virginia (11/20/12)
	.583 (28-48)	ULM (1/5/13)
3 PT FIELD GOALS MADE	12	vs Alabama-Huntsville (11/12/12)
	11	at Louisiana (01/31/13)
	11	LEHIGH (12/20/12)
3 PT FG ATTEMPTS	28	at Arkansas State (2/2/13)
	27	JACKSON STATE (12/8/12)
	27	vs Alabama-Huntsville (11/12/12)
3 PT FG PERCENTAGE	.727 (8-11)	at Virginia (11/20/12)
	.563 (9-16)	at ULM (02/14/13)
FREE THROWS MADE	23	at Arkansas State (2/2/13)
	21	JACKSON STATE (12/8/12)
FREE THROW ATTEMPTS	35	at Arkansas State (2/2/13)
	34	JACKSON STATE (12/8/12)
FREE THROW PERCENTAGE	.938 (15-16)	at South Alabama (02/23/13)
	.882 (15-17)	ARKANSAS STATE (2/28/13)
REBOUNDS	51	SOUTHEASTERN LA. (12/16/12)
	48	at South Alabama (02/23/13)
ASSISTS	21	LEHIGH (12/20/12)
	19	at ULM (02/14/13)
	19	at Louisiana (01/31/13)
	19	vs Alabama-Huntsville (11/12/12)
STEALS	15	at FIU (01/17/13)
	13	at UALR (1/10/13)
BLOCKED SHOTS	8	at South Alabama (02/23/13)
	8	LEHIGH (12/20/12)
TURNOVERS	23	vs Lamar (11/13/12)
	19	SOUTHEASTERN LA. (12/16/12)
	19	LOUISIANA (12/1/12)
	19	UT ARLINGTON (11/28/12)
FOULS	33	JACKSON STATE (12/8/12)
	24	SOUTH ALABAMA (1/12/13)
	24	vs Alabama-Huntsville (11/12/12)

2012-13 NORTH TEXAS INDIVIDUAL GAME HIGHS

Points	31		Williams, Jordan at Louisiana (01/31/13)
	29		Franklin, Roger at FIU (01/17/13)
	29		Mitchell, Tony vs Troy (1/3/13)
	26		Williams, Jordan vs Alabama-Huntsville (11/12/12)
	25		Williams, Jordan at Troy (02/16/13)
Field Goals Made	12		Williams, Jordan at Louisiana (01/31/13)
	11		Franklin, Roger at FIU (01/17/13)
Field Goal Att.	19		Williams, Jordan vs Western Kentucky (2/7/13)
	19		Mitchell, Tony at Florida Atlantic (1/19/13)
FG Pct (min 5 made)	.889	(8-9)	Jones, Chris vs Cameron (11/16/12)
	.857	(6-7)	Williams, Alzee vs FIU (2/9/13)
	.857	(6-7)	Franklin, Roger vs Louisiana (12/1/12)
	.857	(6-7)	Williams, Alzee vs Cameron (11/16/12)
3-Point FG Made	7		Williams, Jordan at Troy (02/16/13)
	3		Williams, Jordan at ULM (02/14/13)
	3		Williams, Jordan vs Western Kentucky (2/7/13)
	3		Williams, Jordan at Arkansas State (2/2/13)
	3		Williams, Jordan vs UALR (1/26/13)
	3		Williams, Jordan at Western Kentucky (12/29/12)
	3		Williams, Jordan vs IUPUI (11/19/12)
	3		Holmen, Jacob vs Cameron (11/16/12)
	3		Williams, Jordan vs Alabama-Huntsville (11/12/12)
3-Point FG Att.	9		Williams, Jordan at Troy (02/16/13)
	8		Williams, Jordan vs Western Kentucky (2/7/13)
	8		Williams, Jordan vs Alabama-Huntsville (11/12/12)
3-Pt FG Pct (min 2 made)	1.000	(3-3)	Williams, Jordan vs IUPUI (11/19/12)
	1.000	(2-2)	Stojiljkovic, Niko at FIU (01/17/13)
Free Throws Made	11		Franklin, Roger vs FIU (2/9/13)
	10		Hardwick, P.J. vs South Alabama (1/12/13)
	10		Mitchell, Tony vs Troy (1/3/13)
	10		Jones, Chris vs Louisiana (12/1/12)
Rebounds	15		Mitchell, Tony vs Troy (1/3/13)
	13		Mitchell, Tony vs Arkansas State (2/28/13)
	13		Mitchell, Tony vs Western Kentucky (2/7/13)
Assists	8		Jones, Chris vs IUPUI (11/19/12)
	7		Hardwick, P.J. vs Troy (1/3/13)
	7		Jones, Chris vs Lehigh (12/20/12)
	7		Jones, Chris at Saint Louis (12/5/12)
	7		Jones, Chris vs Cameron (11/16/12)
	7		Jones, Chris vs Lamar (11/13/12)
	7		Jones, Chris vs Alabama-Huntsville (11/12/12)
Steals	6		Jones, Chris vs UT Arlington (11/28/12)
	5		Hardwick, P.J. at South Alabama (02/23/13)
	5		Jones, Chris at Western Kentucky (12/29/12)
Blocked Shots	5		Mitchell, Tony at ULM (02/14/13)
	4		Mitchell, Tony vs Florida Atlantic (2/21/13)
	4		Franklin, Roger at ULM (02/14/13)
	4		Mitchell, Tony at Louisiana (01/31/13)
	4		Mitchell, Tony vs Middle Tennessee (1/24/13)
	4		Mitchell, Tony at FIU (01/17/13)
	4		Mitchell, Tony vs South Alabama (1/12/13)
	4		Mitchell, Tony vs Troy (1/3/13)
	4		Mitchell, Tony vs UT Arlington (11/28/12)
	4		Mitchell, Tony vs IUPUI (11/19/12)

2012-13 OPPONENT INDIVIDUAL GAME HIGHS

Points	28		Knutson, Gabe vs Lehigh (12/20/12)
	27		Long, Shawn vs Louisiana (12/1/12)
	25		McKnight, Mackey vs Lehigh (12/20/12)
	24		Payton, Elfrid at Louisiana (01/31/13)
	24		WILLIAMS, Christian vs Jackson State (12/8/12)
Field Goals Made	11		Murphy, Tymell at FIU (01/17/13)
	10		Murphy, Tymell vs FIU (2/9/13)
	10		Knutson, Gabe vs Lehigh (12/20/12)
Field Goal Att.	23		Gantt, Greg vs Florida Atlantic (2/21/13)
	21		Moody, Stefan vs Florida Atlantic (2/21/13)
FG Pct (min 5 made)	1.000	(6-6)	Mbamalu, Bryant vs Louisiana (12/1/12)
	1.000	(5-5)	Nolte, Evan at Virginia (11/20/12)
3-Point FG Made	5		Mackey, Trent at ULM (02/14/13)
	5		Gantt, Greg at Florida Atlantic (1/19/13)
	5		WILLIAMS, Christian vs Jackson State (12/8/12)
	5		Mbamalu, Bryant vs Louisiana (12/1/12)
3-Point FG Att.	11		Gantt, Greg at Florida Atlantic (1/19/13)
	10		Finn, Trey at Arkansas State (2/2/13)
3-Pt FG Pct (min 2 made)	1.000	(5-5)	Mbamalu, Bryant vs Louisiana (12/1/12)
	1.000	(4-4)	Price, T.J. at Western Kentucky (12/29/12)
	1.000	(3-3)	Hill, Deric vs FIU (2/9/13)
	1.000	(3-3)	Long, Shawn at Louisiana (01/31/13)
	1.000	(3-3)	Nolte, Evan at Virginia (11/20/12)
	1.000	(2-2)	Wronkoski, Steven at Louisiana (01/31/13)
	1.000	(2-2)	Gillon, John vs UALR (1/26/13)
	1.000	(2-2)	Osse, Kemy at UALR (1/10/13)
Free Throws Made	10		Payton, Elfrid at Louisiana (01/31/13)
	8		Townsel, Ed at Arkansas State (2/2/13)
	8		Smith, Malik at FIU (01/17/13)
	8		Rubit, Augustine vs South Alabama (1/12/13)
	8		ELLIS, Cody at Saint Louis (12/5/12)
	8		Long, Shawn vs Louisiana (12/1/12)
	8		McDermott, Doug at Creighton (11/09/12)
Free Throw Att.	13		Payton, Elfrid at Louisiana (01/31/13)
	12		Olatayo, Amos at ULM (02/14/13)
FT Pct (min 3 made)	1.000	(8-8)	ELLIS, Cody at Saint Louis (12/5/12)
	1.000	(8-8)	Long, Shawn vs Louisiana (12/1/12)
	1.000	(8-8)	McDermott, Doug at Creighton (11/09/12)
	1.000	(6-6)	Wright, Wendell at South Alabama (02/23/13)
	1.000	(6-6)	Finn, Trey at Arkansas State (2/2/13)
	1.000	(6-6)	Blade, Percy at Western Kentucky (12/29/12)
	1.000	(6-6)	Smith, Jaime vs Alabama-Huntsville (11/12/12)
	1.000	(4-4)	Washington, Kendrick vs Arkansas State (2/28/13)
	1.000	(4-4)	Finn, Trey vs Arkansas State (2/28/13)
	1.000	(4-4)	Mbamalu, Bryant at Louisiana (01/31/13)
	1.000	(4-4)	Knutson, Gabe vs Lehigh (12/20/12)
	1.000	(4-4)	Ricard, Jeffery vs Southeastern La. (12/16/12)
	1.000	(4-4)	Baldwin, Xavier vs Alabama-Huntsville (11/12/12)
	1.000	(3-3)	Rubit, Augustine at South Alabama (02/23/13)
	1.000	(3-3)	Minton, Donnell vs Lamar (11/13/12)
Rebounds	15		Rubit, Augustine at South Alabama (02/23/13)
	14		Peterson, Brandon at Arkansas State (2/2/13)
Assists	9		Payton, Elfrid at Louisiana (01/31/13)
	9		Payton, Elfrid vs Louisiana (12/1/12)
Steals	6		Hagins, Josh at UALR (1/10/13)
	5		Hill, Deric vs FIU (2/9/13)
	5		Finn, Trey at Arkansas State (2/2/13)
	5		Isler, Leroy at UALR (1/10/13)
Blocked Shots	6		Carter, Javier at South Alabama (02/23/13)
	5		Akol, Teeng at Western Kentucky (12/29/12)

2012-13 STAT EXTRAS

NORTH TEXAS

OPPONENTS

	Pts	Pts	2nd	Fast	Bench
	<u>Paint</u>	<u>Off TO</u>	<u>Chance</u>	<u>Break</u>	<u>Pts</u>
Creighton.....	32	11	14	8	7
Alabama-Huntsville	28	14	22	8	8
Lamar	40	24	11	14	17
Cameron	32	13	12	8	26
IUPUI	44	20	18	20	16
Virginia	30	21	17	11	14
UT Arlington.....	20	14	13	10	14
Louisiana	28	24	5	10	18
Saint Louis.....	20	11	7	4	10
Jackson State	44	9	17	10	21
Southeastern Louisiana	22	16	14	4	11
Lehigh	42	13	25	6	48
Western Kentucky	26	11	16	10	29
Middle Tennessee.....	22	13	13	0	11
Troy	44	11	14	14	19
ULM	26	17	5	2	5
UALR	16	14	13	4	2
South Alabama	18	14	10	8	4
FIU.....	18	16	6	4	14
Florida Atlantic.....	26	11	5	4	1
Middle Tennessee.....	28	10	7	10	1
UALR	20	15	12	8	0
Louisiana	40	9	13	16	24
Arkansas State	18	5	6	0	12
Western Kentucky	28	8	13	8	1
FIU.....	30	11	5	4	15
ULM	34	14	13	4	12
Troy	28	15	4	0	0
Florida Atlantic.....	26	7	12	10	12
South Alabama	38	9	14	8	12
Arkansas State	30	8	15	6	10
Averages.....	29.0	13.2	12.0	7.5	12.7

Pts	Pts	2nd	Fast	Bench
<u>Paint</u>	<u>Off TO</u>	<u>Chance</u>	<u>Break</u>	<u>Pts</u>
30.....	11	8	5	20
20.....	7	21	6	26
32.....	18	14	10	26
16.....	9	7	7	34
34.....	17	23	4	35
28.....	18	6	7	32
36.....	15	9	18	33
26.....	21	14	0	6
18.....	13	10	5	28
10.....	12	2	3	30
18.....	5	4	6	15
40.....	20	16	13	14
20.....	10	11	7	10
38.....	14	15	6	33
26.....	11	22	0	35
24.....	14	4	6	26
30.....	25	15	6	28
16.....	12	19	0	13
34.....	33	13	6	13
22.....	14	3	0	21
30.....	20	6	9	25
20.....	11	4	6	24
50.....	22	20	12	33
16.....	6	7	2	26
32.....	9	12	4	19
24.....	15	4	2	18
40.....	18	12	2	10
24.....	13	12	2	14
28.....	15	14	2	13
34.....	15	12	7	20
26.....	17	13	10	20
27.2.....	14.8	11.4	5.6	22.6

2007, 2010 SUN BELT CONFERENCE CHAMPIONS

11-19, 6-13 SUN BELT WEST

1 NORTH TEXAS 51 at #16 CREIGHTON 71
CenturyLink Center • Omaha, Neb. • 11/9/12

Mean Green (0-1) FG-A 3G-A FT-A O D T PF Pts A TO B S Min.
13 Mitchell, Tony f 8 15 2 5 0 0 2 5 7 4 18 0 1 2 2 30
03 Williams, Alzee g 3 14 0 0 3 4 2 1 3 1 9 1 0 0 0 29

Creighton (1-0) FG-A 3G-A FT-A O D T PF Pts A TO B S Min.
03 McDermott,Doug f 6 11 1 3 8 8 2 9 11 1 21 2 2 0 0 31
00 Echenique,Gregory c 3 4 0 0 1 2 1 2 3 3 7 2 0 2 1 22
01 Chatman,Austin g 4 7 1 3 2 2 0 1 1 1 11 2 4 0 0 27

1st 2nd Tot FG% 3FG% FT% Paint Off/To 2nd FB Bench
North Texas 25 26 51 31.9 12.5 50.0 32 11 14 8 7
Creighton 39 32 71 50.0 27.8 81.8 30 11 8 5 20

Officials: Zelton Steed, Larry Spaulding, Randy Heimerman
Attendance: 17,139

2 NORTH TEXAS 75 vs ALABAMA-HUNTSVILLE 78
NIT Season Tip-Off • Manhattan, KS • 11/12/12

Mean Green (0-2) FG-A 3G-A FT-A O D T PF Pts A TO B S Min.
13 Mitchell, Tony f 2 4 1 1 5 6 2 9 11 5 10 1 3 3 0 31
32 Franklin, Roger f 7 12 0 0 2 2 4 5 9 4 16 1 1 0 1 31

Chargers (2-0) FG-A 3G-A FT-A O D T PF Pts A TO B S Min.
21 Campbell, Zane f 3 10 1 4 2 2 1 7 8 3 9 1 1 1 1 35
41 Blasi, Conner f 2 5 0 0 2 5 1 2 3 3 7 2 0 2 1 22
14 Smith, Jaime g 4 11 4 7 6 6 2 2 4 4 18 8 7 0 1 33

1st 2nd Tot FG% 3FG% FT% Paint Off/To 2nd FB Bench
North Texas 37 38 75 35.9 30.8 75.8 28 14 22 8 8
Chargers 41 37 78 39.3 44.4 78.3 20 7 21 6 26

Officials: Brad Ferrie, Winston Stith, Ryan McDaniel
Attendance: 12,068

3 NORTH TEXAS 74 vs LAMAR 59
NIT Season Tip-Off • Manhattan, KS • 11/13/12

Mean Green (1-2) FG-A 3G-A FT-A O D T PF Pts A TO B S Min.
13 Mitchell, Tony f 6 16 2 3 4 8 3 7 10 2 18 0 1 2 3 37
03 Williams, Alzee g 6 11 0 0 5 7 2 3 5 0 17 2 0 0 0 28

Lamar (0-2) FG-A 3G-A FT-A O D T PF Pts A TO B S Min.
10 Mitchell, Rhon f 6 12 0 1 1 4 0 6 6 3 13 0 6 1 1 34
34 Wilson, Amos f 1 6 0 0 0 1 1 3 4 3 2 0 1 0 4 31
35 Brown, Stan f 1 7 0 0 2 3 3 4 7 2 4 1 1 0 0 19

1st 2nd Tot FG% 3FG% FT% Paint Off/To 2nd FB Bench
North Texas 36 38 74 45.3 30.0 61.9 40 24 11 14 17
Lamar 30 29 59 41.7 16.7 53.3 32 18 14 10 26

Officials: Eric Curry, K.C. Ely, Johnny Wilkins
Attendance: 12,006

4 NORTH TEXAS 78 vs CAMERON 49
The Super Pit • Denton, Texas • 11/16/12

Mean Green (2-2) FG-A 3G-A FT-A O D T PF Pts A TO B S Min.
13 Mitchell, Tony f 3 5 1 2 4 6 2 5 7 0 11 3 0 2 1 23
32 Franklin, Roger f 1 3 0 0 0 0 2 4 6 4 2 1 2 0 0 18
03 Williams, Alzee g 6 7 0 0 0 0 0 2 2 1 12 1 1 1 0 22

Cameron (1-0) FG-A 3G-A FT-A O D T PF Pts A TO B S Min.
25 Harrell,Rudy f 1 7 0 0 1 2 5 4 9 4 3 0 3 0 1 20
40 Thomas,Andrew D f 0 8 0 0 0 0 3 2 5 3 0 1 0 0 0 25
03 Foster,Craig g 2 5 1 2 1 1 0 2 2 0 6 2 3 0 0 28

1st 2nd Tot FG% 3FG% FT% Paint Off/To 2nd FB Bench
North Texas 43 35 78 45.6 25.0 64.7 32 13 12 8 26
Cameron 20 29 49 26.6 33.3 77.8 16 9 7 7 34

Officials: Kerry Sitton, Landon Brandes, Tom O'Neill Jr.
Attendance: 2,673

2007, 2010 SUN BELT CONFERENCE CHAMPIONS

11-19, 6-13 SUN BELT WEST

5 NORTH TEXAS 80 vs IUPUI 66
NIT Season Tip-Off • Charlottesville, Va. • 11/19/12

Mean Green (3-2) FG-A 3G-A FT-A O D T PF Pts A TO B S Min. 13 Mitchell, Tony f 10 18 1 5 0 0 3 6 9 2 21 2 1 4 3 32
32 Franklin, Roger f 6 8 0 0 1 2 3 7 10 2 13 1 0 1 0 24
03 Williams, Alzee g 3 11 0 0 2 4 1 3 4 1 8 4 0 0 0 33
05 Jones, Chris g 4 6 1 1 0 0 0 3 3 2 9 8 5 0 2 29
14 Williams, Jordan g 4 8 3 3 2 3 2 3 5 3 13 1 3 0 0 28
01 Holmen, Jacob 5 9 2 4 0 0 2 2 4 2 12 0 0 0 0 19
04 Hardwick, P.J. 1 1 0 0 0 0 1 1 0 0 2 1 1 0 1 14
10 Mitchell, Austin 0 0 0 0 0 0 0 0 0 0 0 0 0 0 0 1
11 Patton, Justin 0 4 0 0 0 0 1 2 3 2 0 1 0 0 0 10
22 Overlander, Clarke 0 0 0 0 0 0 0 0 1 1 2 0 1 0 0 2
25 Stojilkovic, Niko 1 3 0 0 0 0 2 0 2 0 2 0 0 0 0 5
44 Coleman, Keith 0 1 0 0 0 0 0 0 0 2 0 0 0 0 0 3
TEAM 2 2 1 1
Totals 34 69 7 13 5 9 16 27 43 18 80 19 11 5 6 200

IUPUI (2-3) FG-A 3G-A FT-A O D T PF Pts A TO B S Min. 30 Gibbs, Donovan f 3 9 0 1 1 1 2 6 8 2 7 0 2 0 0 32
42 Patton, Mitchell f 6 11 0 0 0 1 2 4 6 2 12 0 2 2 1 23
12 Rice, Greg g 0 4 0 0 0 0 0 0 0 2 0 0 1 0 1 13
22 Esposito, Sean g 0 3 0 2 0 0 0 0 1 1 1 0 0 1 1 16
25 Hart, John g 4 14 1 6 3 4 2 2 4 1 12 4 1 0 4 34
01 Gaines, Lyonell 7 9 0 0 3 4 8 4 12 0 17 2 1 0 0 22
10 Shanklin, Jordan 1 5 1 4 3 4 0 1 1 1 6 2 0 0 1 28
11 Loepker, Cameron 0 0 0 0 0 0 0 1 1 1 0 0 1 0 0 3
22 Barksdale, Marcellus 0 1 0 0 0 1 0 1 1 2 0 1 0 1 0 12
23 Hubert, Pj 3 8 3 8 3 4 0 1 1 1 12 1 2 0 0 17
TEAM 2 2
Totals 24 64 5 21 13 19 16 21 37 13 66 10 11 4 8 200

North Texas 41 39 80 49.3 53.8 55.6 44 20 18 20 16
IUPUI 31 35 66 37.5 23.8 68.4 34 17 23 4 35
Officials: Tim Clougherty (R), Tony Dawkins, Clarence Armstrong
Attendance: 1,444

6 NORTH TEXAS 64 at VIRGINIA 80
NIT Season Tip-Off • Charlottesville, Va. • 11/20/12

Mean Green (3-3) FG-A 3G-A FT-A O D T PF Pts A TO B S Min. 13 Mitchell, Tony f 4 8 1 5 7 9 4 5 9 3 16 0 3 3 1 34
32 Franklin, Roger f 1 5 0 0 3 4 4 2 6 2 5 1 2 2 1 21
03 Williams, Alzee g 4 11 0 0 3 5 1 0 1 2 11 0 1 0 2 33
05 Jones, Chris g 3 8 0 2 0 0 2 1 3 4 6 2 1 0 1 23
23 Williams, Jordan g 4 15 0 6 4 5 2 0 2 4 12 0 4 0 0 28
01 Holmen, Jacob 1 5 0 2 2 2 2 3 5 2 4 0 0 0 0 15
04 Hardwick, P.J. 0 0 0 0 0 1 0 1 1 2 0 2 1 0 0 20
10 Mitchell, Austin 0 0 0 0 0 0 0 0 0 0 0 0 0 0 0 1
11 Patton, Justin 1 2 1 2 0 0 0 0 0 0 3 0 0 0 1 6
22 Overlander, Clarke 1 2 1 2 0 0 0 0 0 0 3 4 3 0 0 1 8
25 Stojilkovic, Niko 0 0 0 0 0 0 0 0 0 1 0 0 1 0 0 4
44 Coleman, Keith 2 2 0 0 0 0 1 0 1 1 4 0 1 0 0 7
TEAM 5 1 6
Totals 21 58 3 19 19 26 21 13 34 21 64 5 14 5 7 200

Virginia (4-2) FG-A 3G-A FT-A O D T PF Pts A TO B S Min. 25 Mitchell, Akil f 3 5 0 0 2 3 0 4 4 4 8 1 4 0 0 24
32 Atkins, Darion f 5 10 0 0 0 0 5 4 9 3 10 1 2 1 1 31
02 Jesperson, Paul g 2 2 1 1 0 0 0 1 1 3 5 2 3 1 1 24
05 Jones, Teven g 3 6 1 2 6 7 0 1 1 3 13 4 3 0 1 31
12 Harris, Joe g 3 6 3 4 3 4 0 2 2 3 12 2 1 1 0 21
04 Barmette, Taylor 0 0 0 0 0 0 0 0 0 0 0 0 0 0 0 8
10 Tobey, Mike 2 2 0 0 1 2 0 0 0 0 5 1 0 0 0 9
11 Nolte, Evan 5 5 3 3 0 0 0 4 4 2 13 3 3 0 1 29
23 Anderson, Justin 4 10 0 1 6 8 3 1 4 2 14 4 0 1 3 23
TEAM 1 2 3
Totals 27 46 8 11 18 24 9 19 28 20 80 18 15 5 7 200

North Texas 22 42 64 36.2 15.8 73.1 30 21 17 11 14
Virginia 42 38 80 58.7 72.7 75.0 28 18 6 7 32
Officials: Brian Shey (R), Alvin Cox, Evon Burroughs
Attendance: 1,744

7 NORTH TEXAS 59 vs UT ARLINGTON 72
The Super Pit • Denton, Texas • 11/28/12

Mean Green (3-4) FG-A 3G-A FT-A O D T PF Pts A TO B S Min. 01 Holmen, Jacob f 2 8 2 7 0 0 0 5 5 2 6 1 1 1 2 23
32 Franklin, Roger f 4 6 1 1 2 5 2 7 9 5 11 1 2 1 2 31
03 Williams, Alzee g 4 9 1 2 5 8 1 1 2 3 14 0 2 0 1 37
05 Jones, Chris g 2 10 0 1 3 4 2 2 4 3 7 5 3 0 6 33
23 Williams, Jordan g 2 9 0 4 3 4 1 2 3 2 7 0 4 0 0 26
04 Hardwick, P.J. 0 0 0 0 0 0 0 0 0 2 0 0 0 0 2 10
11 Patton, Justin 1 1 0 0 0 0 0 0 0 2 0 0 0 0 0 4
13 Mitchell, Tony 3 13 0 6 6 6 6 3 9 4 12 0 4 4 2 28
22 Overlander, Clarke 0 1 0 1 0 0 0 0 0 0 0 0 0 0 0 1
25 Stojilkovic, Niko 0 1 0 1 0 1 0 0 0 1 0 0 0 0 0 3
44 Coleman, Keith 0 0 0 0 0 0 0 0 0 1 0 0 0 0 0 4
TEAM 4 4
Totals 18 58 4 23 19 28 16 20 36 23 59 7 16 6 15 200

UT Arlington (3-1) FG-A 3G-A FT-A O D T PF Pts A TO B S Min. 24 Butler, Kevin f 1 3 0 0 3 5 1 3 4 4 5 1 1 0 2 13
33 Gruszecki, Karol f 6 10 3 5 2 3 2 2 4 4 17 1 4 0 1 31
35 Edwards, Brandon f 2 5 0 0 2 2 2 3 5 3 6 0 1 0 0 26
55 Reves, Jordan f 2 5 0 0 3 6 1 12 13 1 7 0 4 2 2 33
12 White-Miller, Shaq g 1 6 1 2 1 2 1 1 2 2 4 3 5 0 1 24
02 Davis, Luke 0 0 0 0 0 0 0 0 0 0 0 0 0 0 1
03 Outler, Jamel 4 9 1 2 0 0 0 1 1 2 9 2 0 0 0 18
04 Charles, Drew 2 4 0 0 3 4 0 3 3 2 7 1 1 0 1 20
15 McElvain, Kyle 0 0 0 0 0 0 0 0 0 0 0 0 0 0 1
21 Gaimy, Greg 4 8 0 0 3 5 4 0 4 3 11 0 1 0 1 16
25 Catlett, Cameron 1 1 0 0 2 2 1 0 1 1 4 4 2 0 2 14
42 Rodgers, Deon 1 1 0 0 0 0 0 0 0 1 2 0 0 0 0 3
TEAM 1 5 6
Totals 24 52 5 9 19 29 13 30 43 23 72 12 19 2 10 200

North Texas 31 28 59 31.0 17.4 67.9 20 14 13 10 14
UT Arlington 31 41 72 46.2 55.6 65.5 36 15 9 18 33
Officials: Ray Natili, Bruce Benedict, Paul Sorka
Attendance: 4,832

8 NORTH TEXAS 76 vs LOUISIANA-LAFAYETTE 80
The Super Pit • Denton, Texas • 12/1/12

Mean Green (3-5, 0-1) FG-A 3G-A FT-A O D T PF Pts A TO B S Min. 13 Mitchell, Tony f 1 1 0 0 1 2 0 4 4 5 3 0 5 3 1 25
32 Franklin, Roger f 6 7 0 0 2 4 4 1 5 3 14 0 6 0 0 34
03 Williams, Alzee g 1 9 0 0 5 6 3 1 4 1 7 2 1 0 0 31
05 Jones, Chris g 6 12 1 2 10 13 3 2 5 3 23 4 2 0 4 34
23 Williams, Jordan g 5 12 1 3 0 0 1 1 2 1 11 0 1 0 2 28
01 Holmen, Jacob 3 9 2 4 0 0 2 2 4 4 8 1 1 2 1 22
04 Hardwick, P.J. 0 0 0 0 0 0 0 0 0 0 0 0 0 0 0 6
11 Patton, Justin 4 6 0 0 0 0 1 2 2 2 8 0 2 0 3 10
22 Overlander, Clarke 0 0 0 0 2 3 0 0 0 1 2 0 0 0 0 1
25 Stojilkovic, Niko 0 1 0 0 0 0 1 1 2 1 0 0 0 0 0 3
44 Coleman, Keith 0 0 0 0 0 0 0 0 0 1 0 0 0 0 0 6
TEAM 2 4 6
Totals 26 57 4 9 20 28 17 17 34 22 76 7 19 5 11 200

Ragin' Cajuns (2-5, 1-1) FG-A 3G-A FT-A O D T PF Pts A TO B S Min. 00 Mbamalu, Bryant f 6 6 5 5 2 2 1 2 3 3 19 0 4 0 0 29
21 Long, Shawn f 9 13 1 4 8 8 2 3 5 5 27 1 3 1 1 29
22 Moore, Elridge f 3 7 0 0 3 6 3 0 3 1 9 2 1 0 2 39
02 Payton, Elfrid g 4 13 0 1 6 8 3 3 6 2 14 9 4 1 3 37
04 Wronkoski, Steven g 2 7 1 3 0 2 1 3 4 4 5 0 4 0 0 27
03 Soto, Josh 0 1 0 1 0 0 0 0 0 0 2 0 0 1 0 10
05 Shepherd, Kasey 1 3 1 2 0 0 0 0 0 1 5 2 1 0 1 15
31 Brown, Kevin 0 1 0 0 0 0 0 0 0 0 0 0 0 0 0 2
32 LeBlanc, Aaron 1 2 1 2 0 0 0 0 0 1 3 0 1 0 0 10
44 Moss, Matthew 0 0 0 0 0 0 0 0 0 1 0 0 0 0 0 2
TEAM 4 7 11
Totals 26 53 9 18 19 26 14 18 32 19 80 14 19 2 8 200

North Texas 39 37 76 45.6 44.4 71.4 28 24 5 10 18
Ragin' Cajuns 39 41 80 49.1 50.0 73.1 26 21 14 0 6
Officials: Kerry Sitton, Frank Raposo, Vladimir Voyard-Tadal
Attendance: 3,631

2007, 2010 SUN BELT CONFERENCE CHAMPIONS

11-19, 6-13 SUN BELT WEST

9 NORTH TEXAS 63 at Saint Louis 67
Chaifitz Arena • Saint Louis, Mo. • 12/5/12

Mean Green (3-6, 0-1) FG-A 3G-A FT-A O D T PF Pts A TO B S Min.
01 Holmen, Jacob f 0 4 0 2 0 0 2 2 2 0 1 0 0 0 21
13 Mitchell, Tony f 7 12 2 3 2 2 3 5 8 4 18 0 3 0 1 28
32 Franklin, Roger f 1 10 0 0 4 4 2 2 4 3 6 1 3 0 0 30
03 Williams, Alzee g 3 5 0 0 2 2 0 2 2 1 8 1 0 0 0 35
05 Jones, Chris g 8 13 1 1 4 5 1 6 7 2 21 7 6 0 3 37
04 Hardwick, P.J. 0 0 0 0 2 2 0 0 0 1 2 0 2 0 2 3
11 Patton, Justin 0 0 0 0 0 0 0 0 0 2 0 1 0 0 0 2
22 Overlander, Clarke 0 0 0 0 0 0 0 0 0 0 0 0 0 0 0 3
23 Williams, Jordan 0 4 0 0 0 0 0 3 3 2 0 0 1 0 0 20
25 Stojiljkovic, Niko 2 3 1 1 1 1 0 4 4 2 6 0 0 0 0 14
44 Coleman, Keith 1 1 0 0 0 0 0 1 1 1 2 0 0 0 0 7
TEAM 22 52 4 7 15 16 9 26 35 21 63 11 15 0 6 200

Saint Louis (5-3) FG-A 3G-A FT-A O D T PF Pts A TO B S Min.
21 EVANS, Dwayne f 2 3 0 0 5 6 2 2 4 4 9 2 2 1 1 26
32 REMEKUN, Cory f 2 3 0 0 0 0 2 0 2 5 4 1 1 3 1 24
51 LOE, Rob c 0 5 0 0 3 1 2 0 4 4 2 1 0 0 0 18
05 JETT, Jordair g 7 14 1 1 2 5 1 3 4 2 17 4 1 0 1 37
11 MCCALL JR, Mike g 2 11 2 5 2 2 1 1 2 2 8 7 2 0 1 34
24 ELLIS, Cody 3 8 3 6 8 8 0 6 6 2 17 0 0 2 2 28
30 BARNETT, Jake 2 5 1 3 0 0 0 0 0 0 5 0 2 0 0 23
54 MANNING, John 2 2 0 0 2 2 0 1 1 1 6 0 1 0 0 10
TEAM 1 5 6
Totals 20 51 7 18 20 25 7 22 29 18 67 14 9 6 6 200

1st 2nd Tot FG% 3FG% FT% Paint Off/To 2nd FB Bench
North Texas 36 27 63 42.3 57.1 93.8 20 11 7 4 10
Saint Louis 34 33 67 39.2 38.9 80.0 18 13 10 5 28
Officials: Pat Adams, Bryan Anslinger, Jamie Luckie
Attendance: 4,817

10 NORTH TEXAS 83 vs JACKSON STATE 65
The Super Pit • Denton, Texas • 12/8/12

Mean Green (4-6, 0-1) FG-A 3G-A FT-A O D T PF Pts A TO B S Min.
01 Holmen, Jacob f 3 5 0 1 3 3 2 2 4 2 9 0 0 0 0 12
13 Mitchell, Tony f 6 9 0 2 3 7 2 9 11 2 15 1 1 2 2 31
32 Franklin, Roger f 3 6 0 0 7 9 2 5 7 1 13 1 1 0 2 26
03 Williams, Alzee g 5 8 0 0 4 5 2 3 5 2 14 2 1 0 1 36
05 Jones, Chris g 3 10 0 3 5 6 0 1 1 4 11 3 2 0 0 24
04 Hardwick, P.J. 1 2 0 0 0 2 1 2 3 4 2 2 0 0 1 17
10 Mitchell, Austin 0 0 0 0 0 0 0 1 1 0 0 0 0 0 0 2
11 Patton, Justin 1 2 0 0 4 6 0 2 4 6 0 0 0 0 0 11
22 Overlander, Clarke 0 2 0 2 0 0 0 1 1 0 0 0 0 0 0 4
23 Williams, Jordan 4 10 1 4 2 2 0 4 4 3 24 3 0 0 0 25
25 Stojiljkovic, Niko 0 0 0 0 0 0 0 0 0 0 0 1 0 0 0 3
44 Coleman, Keith 1 2 0 0 0 0 0 0 2 2 2 0 0 0 0 9
TEAM 3 2 5
Totals 27 56 1 12 28 40 12 34 46 23 83 11 5 2 6 200

Jackson State (0-5) FG-A 3G-A FT-A O D T PF Pts A TO B S Min.
32 READUS, Willie f 0 4 0 0 0 0 1 4 5 3 0 0 3 0 0 17
44 GREGORY, Raymond c 1 2 0 0 0 0 2 3 5 5 2 0 0 0 0 18
12 HOWARD, Kelsey g 2 7 1 4 4 6 0 4 4 3 9 0 3 0 0 26
13 WILLIAMS, Christiang 6 11 5 9 7 9 2 2 4 4 3 24 3 0 1 1 34
15 LEWIS, Jonathan g 0 1 0 1 0 0 0 0 0 0 3 0 1 0 0 0 21
04 STUBBS, Jeff 0 1 0 0 1 2 0 0 1 1 1 1 0 1 0 0 9
05 NELSON, Dundercouc 3 8 0 3 5 10 0 1 1 5 11 1 1 0 0 12
10 BALLARD, Travis 0 0 0 0 0 0 0 0 0 0 0 0 0 0 0 1
11 STEWART, Keeslee 2 5 2 4 1 3 0 0 0 0 7 2 0 0 0 12
20 COLEMAN, Sydney 1 2 0 0 0 0 1 0 1 2 2 2 0 1 3 0 21
21 WILLIAMS, Phillip 2 11 2 6 1 2 0 3 3 4 7 1 0 0 0 15
22 DEMOUCHE, Kenny 0 0 0 0 0 0 0 0 0 2 0 1 0 0 0 5
23 SMITH, Kenny 0 0 0 0 2 2 0 0 0 0 2 0 0 0 0 3
25 JONES, Davon 0 0 0 0 0 0 0 0 0 2 0 0 1 0 0 6
TEAM 3 3 6
Totals 17 52 10 27 21 34 9 21 30 33 65 9 10 4 1 200

1st 2nd Tot FG% 3FG% FT% Paint Off/To 2nd FB Bench
North Texas 32 51 83 48.2 8.3 70.0 44 9 17 10 21
Jackson State 33 32 65 32.7 37.0 61.8 10 12 2 3 30
Officials: Kyle Chambers, Reinaldo Acosta, Landon Brandes
Attendance: 2,872

11 NORTH TEXAS 45 vs SOUTHEASTERN LOUISIANA 40
The Super Pit • Denton, Texas • 12/16/12

Mean Green (5-6, 0-1) FG-A 3G-A FT-A O D T PF Pts A TO B S Min.
01 Holmen, Jacob f 1 6 0 2 0 0 3 2 5 0 2 0 1 0 0 23
13 Mitchell, Tony f 1 9 0 3 6 8 2 8 10 2 8 0 1 3 0 34
32 Franklin, Roger f 6 11 0 0 0 0 1 5 6 1 12 0 0 2 1 29
03 Williams, Alzee g 5 12 0 0 1 3 1 2 3 0 11 1 0 0 2 34
05 Jones, Chris g 0 7 0 2 1 2 1 3 4 4 1 1 1 0 3 25
04 Hardwick, P.J. 1 3 0 0 0 0 0 2 2 0 2 1 1 0 1 12
11 Patton, Justin 0 2 0 1 1 2 1 1 2 2 1 1 0 0 2 10
22 Overlander, Clarke 0 2 0 2 0 0 0 0 0 1 0 0 0 1 1 5
23 Williams, Jordan 4 6 0 1 0 1 2 2 4 2 8 0 1 0 0 15
25 Stojiljkovic, Niko 0 1 0 0 0 0 0 1 1 2 0 0 1 0 1 7
44 Coleman, Keith 0 2 0 0 0 0 0 0 0 1 0 0 1 1 0 6
TEAM 2 3 5
Totals 18 61 0 11 9 16 13 29 42 15 45 4 8 7 11 200

Southeastern (1-7) FG-A 3G-A FT-A O D T PF Pts A TO B S Min.
02 Woods, Roger f 1 1 0 0 0 2 2 3 5 1 2 0 2 0 0 20
10 Johnson, Roosevelt f 0 1 0 0 0 0 0 0 0 0 0 0 0 0 0 2
01 Evans, Dre g 0 5 0 0 3 0 0 4 4 0 0 1 4 0 0 23
05 Fortenberry, Brandon g 7 17 2 6 3 6 2 9 11 2 19 1 3 0 1 38
24 Ricard, Jeffery g 0 16 0 2 4 4 1 2 3 2 4 1 5 0 1 33
11 Benton, Antonio 3 7 1 1 2 2 4 4 8 3 9 0 2 1 0 29
21 James, Jamaal 1 2 0 0 0 0 1 0 1 3 2 0 0 0 0 14
22 Campbell, Jeremy 0 1 0 0 0 0 0 1 1 0 0 0 1 0 0 7
23 Nelson, Todd 0 3 0 2 0 2 0 4 4 3 0 0 1 0 0 17
25 Petrovic, Jan 0 1 0 0 0 0 1 1 2 1 0 1 1 0 0 10
33 Ochie, Onochie 2 2 0 0 0 0 0 2 2 1 4 0 0 0 0 7
TEAM 5 5 10
Totals 14 56 3 14 9 16 16 35 51 16 40 4 19 1 2 200

1st 2nd Tot FG% 3FG% FT% Paint Off/To 2nd FB Bench
North Texas 19 26 45 29.5 0.0 56.3 22 16 14 4 11
Southeastern 18 22 40 25.0 21.4 56.3 18 5 4 6 15
Officials: Ray Natili, Patrick Evans, Byron Jarrett
Attendance: 2,645

12 NORTH TEXAS 75 vs LEHIGH 90
The Super Pit • Denton, Texas • 12/20/12

Mean Green (5-7, 0-1) FG-A 3G-A FT-A O D T PF Pts A TO B S Min.
01 Holmen, Jacob f 3 7 0 1 0 0 1 3 4 1 6 0 1 1 0 19
25 Stojiljkovic, Niko f 0 1 0 1 0 0 0 0 0 0 0 0 3 0 2 10
32 Franklin, Roger f 4 10 0 0 1 1 2 4 6 1 9 0 1 2 1 22
05 Jones, Chris g 0 8 0 0 0 0 1 3 4 0 0 7 4 0 1 23
23 Williams, Jordan g 4 10 0 2 4 5 3 4 7 1 12 2 1 0 1 27
03 Williams, Alzee 6 14 0 1 8 8 4 4 8 1 20 0 2 0 0 32
04 Hardwick, P.J. 1 1 0 0 0 0 0 2 2 4 2 1 1 0 2 14
10 Mitchell, Austin 0 0 0 0 0 0 0 0 0 0 0 0 0 0 0 1
11 Patton, Justin 0 4 0 2 2 2 0 1 1 1 2 0 1 0 0 9
13 Mitchell, Tony 8 13 1 2 5 9 3 6 9 3 22 0 1 3 1 31
22 Overlander, Clarke 1 3 0 2 0 0 1 0 1 1 2 0 0 0 0 9
44 Coleman, Keith 0 0 0 0 0 2 0 0 0 0 0 0 0 0 0 3
TEAM 5 1 6
Totals 27 71 1 11 20 27 20 28 48 17 75 10 15 6 8 200

Lehigh (9-2) FG-A 3G-A FT-A O D T PF Pts A TO B S Min.
20 Greiner, Holden f 6 11 0 2 3 4 3 5 8 3 15 2 3 2 1 36
42 Knutson, Gabe f 10 14 4 5 4 4 0 2 2 4 28 4 3 2 1 31
01 D'Orazio, Anthony g 3 7 2 3 0 1 1 6 7 2 8 1 0 0 2 22
11 McKnight, Mackey g 8 18 2 6 7 9 1 3 4 0 25 7 6 0 1 36
21 Cvrkalj, Stefan g 0 0 0 0 0 0 0 1 1 3 0 0 1 0 0 9
04 Carter, Devon 0 0 0 0 0 0 0 0 0 1 0 0 0 1 0 0 1
05 Goodman, Cory 0 0 0 0 0 0 0 0 0 0 0 0 0 0 0 1
10 Bailey, B.J. 1 5 1 3 0 0 1 4 5 1 3 1 0 0 0 23
15 Schaefer, Corey 3 8 2 4 0 0 0 5 5 2 8 4 0 2 1 25
23 Stagers, Tyrone 0 0 0 0 0 0 0 0 0 0 0 0 0 0 0 1
40 Goddsborough, Justin 1 1 0 0 1 1 0 0 0 1 3 1 0 1 0 6
44 Baltimore, Conroy 0 2 0 0 0 0 1 0 1 4 0 1 1 1 0 9
TEAM 2 1 3
Totals 32 66 11 23 15 19 9 27 36 21 90 21 15 8 6 200

1st 2nd Tot FG% 3FG% FT% Paint Off/To 2nd FB Bench
North Texas 33 42 75 38.0 9.1 74.1 42 13 25 6 48
Lehigh 52 38 90 48.5 47.8 78.9 40 20 16 13 14
Officials: Vladimir Tadal, Tim Comer, Jarrod Malbrough
Attendance: 4,955

2007, 2010 SUN BELT CONFERENCE CHAMPIONS

11-19, 6-13 SUN BELT WEST

29 NORTH TEXAS 66 vs FLORIDA ATLANTIC 57 OT The Super Pit • Denton, Texas • 2/21/13

Mean Green (11-18, 6-12 SBC)		FG-A	3G-A	FT-A	O	D	T	PF	Pts	A	TO	B	S	Min.				
32	Franklin, Roger	f	8	13	1	1	3	4	3	6	9	3	20	1	1	1	1	40
44	Coleman, Keith	f	1	3	0	0	0	0	2	3	5	2	2	1	3	0	0	12
03	Williams, Alzee	g	2	8	0	0	6	7	1	5	6	2	10	2	1	1	1	44
04	Hardwick, P.J.	g	4	10	0	0	0	0	1	6	7	1	8	3	0	0	0	35
23	Williams, Jordan	g	3	13	1	4	7	8	2	3	5	0	14	0	4	0	1	44
13	Mitchell, Tony	g	3	8	0	0	6	6	2	2	4	1	12	1	2	4	1	34
22	Overlander, Clarke	g	0	0	0	0	0	0	0	0	0	0	0	0	0	0	0	2
25	Stojilkovic, Niko	g	0	2	0	1	0	0	0	4	4	1	0	0	0	0	0	14
TEAM																		
Totals		21	57	2	6	22	25	14	31	45	11	66	8	11	6	4	225	

FAU (12-17, 7-11 SBC)		FG-A	3G-A	FT-A	O	D	T	PF	Pts	A	TO	B	S	Min.				
21	McCoy, Jordan	f	3	8	0	0	2	2	2	7	9	5	8	0	0	1	0	35
44	Penn, Kelvin	f	1	3	0	0	0	0	4	2	6	1	2	0	0	1	1	17
15	Morrow, Richard	g	1	2	0	0	1	1	2	3	5	2	3	0	2	1	0	24
22	Gantt, Greg	g	7	23	2	6	2	2	2	4	2	18	1	2	0	0	0	43
42	Moody, Stefan	g	6	21	1	9	0	2	0	1	1	0	13	3	2	2	2	43
03	Seckelja, Dragan	g	4	4	0	0	0	2	0	3	3	4	8	3	2	2	1	27
04	Mattison, Andre	g	0	0	0	0	0	0	0	1	1	2	0	0	0	0	0	9
12	Trapp, Jackson	g	2	6	1	4	0	0	0	3	3	3	5	2	0	0	0	27
TEAM																		
Totals		24	67	4	19	5	9	14	24	38	19	57	9	9	7	4	225	

	1st	2nd	OT	Tot	FG%	3FG%	FT%	Paint	Off/To	2nd	FB	Bench
North Texas	35	22	9	66	36.8	33.3	88.0	26	7	12	10	12
Florida Atlantic	35	22	0	57	35.8	21.1	55.6	28	15	14	2	13

Officials: Tom O'Neill, Keith Kimble, Hal Lusk
Attendance: 2,532

30 NORTH TEXAS 57 at SOUTH ALABAMA 69 Mitchell Center • Mobile, Ala. • 2/23/13

Mean Green (11-19, 6-13 SBC)		FG-A	3G-A	FT-A	O	D	T	PF	Pts	A	TO	B	S	Min.					
13	Mitchell, Tony	f	4	9	1	2	2	4	3	8	11	2	11	1	1	1	0	34	
32	Franklin, Roger	f	4	13	0	1	0	0	1	5	6	4	8	0	1	0	1	35	
03	Williams, Alzee	g	6	12	0	1	3	4	1	2	3	0	15	0	2	0	1	29	
04	Hardwick, P.J.	g	1	5	0	1	0	1	0	2	2	2	2	1	0	0	5	28	
23	Williams, Jordan	g	3	18	0	6	3	4	4	3	7	3	9	0	1	1	0	32	
05	Jones, Chris	g	1	6	0	0	1	4	0	1	1	1	2	3	6	1	0	1	20
10	Mitchell, Austin	g	0	0	0	0	0	0	0	0	0	0	0	0	0	0	0	1	
22	Overlander, Clarke	g	0	0	0	0	0	0	0	0	1	0	0	0	0	0	0	4	
25	Stojilkovic, Niko	g	2	3	0	0	1	4	1	0	1	0	5	0	1	0	1	7	
44	Coleman, Keith	g	2	2	0	0	0	0	0	0	1	1	2	4	0	2	0	10	
TEAM																			
Totals		23	68	1	11	10	21	17	22	39	15	57	8	9	2	9	200		

USA (16-10, 13-5 SBC)		FG-A	3G-A	FT-A	O	D	T	PF	Pts	A	TO	B	S	Min.				
21	Rubit, Augustine	f	3	13	0	0	3	3	5	10	15	1	9	0	3	2	1	31
32	Carter, Javier	f	4	8	0	0	2	2	4	8	12	2	10	0	1	6	1	30
02	Conner, Dre	g	0	2	0	2	0	0	0	0	0	4	0	1	1	0	0	17
12	Allen, Antoine	g	4	11	3	8	1	2	0	5	5	2	12	2	3	0	1	26
13	Ammons, Mychal	g	8	13	1	2	1	1	2	3	5	4	18	1	2	0	0	26
01	Anderson, Trey	g	3	6	0	2	0	0	1	1	2	2	6	2	2	0	1	25
04	Stevens, Barrington	g	0	3	0	2	2	2	1	0	1	2	2	0	0	0	0	17
05	Magee, Gregoryshon	g	0	1	0	0	0	0	0	0	0	0	0	0	0	0	0	1
10	Wright, Wendell	g	2	3	0	0	6	6	1	4	5	1	10	3	0	0	1	22
31	Jurick, Viktor	g	1	2	0	1	0	0	0	1	1	1	2	0	1	0	0	5
TEAM																		
Totals		25	62	4	17	15	16	15	33	48	19	69	9	14	8	5	200	

	1st	2nd	Tot	FG%	3FG%	FT%	Paint	Off/To	2nd	FB	Bench
North Texas	24	33	57	33.8	9.1	47.6	38	9	14	8	12
Jaguars	30	39	69	40.3	23.5	93.8	34	15	12	7	20

Officials: Marc Ellard, Jerome Hall, Bruce Bell
Attendance: 4,001

31 NORTH TEXAS 74 vs ARKANSAS STATE 50 The Super Pit • Denton, Texas • 2/28/13

Mean Green (12-19, 7-13 SBC)		FG-A	3G-A	FT-A	O	D	T	PF	Pts	A	TO	B	S	Min.				
13	Mitchell, Tony	f	3	8	1	2	3	5	3	10	13	2	10	2	1	3	0	32
25	Stojilkovic, Niko	f	1	2	0	1	2	4	6	2	6	8	1	7	4	1	0	22
03	Williams, Alzee	g	5	9	0	0	9	11	2	4	6	0	19	0	2	0	0	34
23	Williams, Jordan	g	7	13	2	6	0	1	1	2	3	2	16	0	2	0	3	25
32	Franklin, Roger	g	5	10	0	0	2	2	1	3	4	2	12	1	1	3	1	34
04	Hardwick, P.J.	g	0	2	0	0	2	2	0	0	0	3	2	0	4	0	1	20
05	Jones, Chris	g	4	7	0	2	0	0	0	7	7	3	8	2	6	0	4	28
10	Mitchell, Austin	g	0	0	0	0	0	0	0	0	0	0	0	0	0	0	0	1
22	Overlander, Clarke	g	0	1	0	0	1	0	0	0	0	0	0	0	0	0	0	4
TEAM																		
Totals		25	52	4	13	20	27	10	35	45	13	74	9	17	6	9	200	

Arkansas St (18-10, 12-7 SBC)		FG-A	3G-A	FT-A	O	D	T	PF	Pts	A	TO	B	S	Min.				
40	Washington, Kendrick	f	0	7	0	0	4	4	7	1	8	1	4	0	2	0	1	24
00	Golden, Cameron	g	0	9	0	7	0	0	0	1	1	1	0	1	3	0	1	20
02	Finn, Trey	g	2	9	0	5	4	4	5	4	9	3	8	0	2	0	2	37
05	Hooten, Marcus	g	8	14	0	1	2	3	2	3	5	2	18	0	0	0	0	26
15	Peterson, Brandon	g	0	4	0	0	0	0	0	0	0	5	0	0	0	0	0	15
01	Dickerson, Rakeem	g	0	4	0	0	0	0	2	1	3	1	0	0	0	0	1	21
14	Downs, Kelvin	g	2	7	0	0	0	0	0	5	5	2	4	0	1	0	2	19
24	Townsel, Ed	g	4	12	1	9	5	6	1	3	4	3	14	0	1	0	3	27
35	Worsham, Raeford	g	1	2	0	1	0	0	1	1	2	3	2	0	3	1	0	11
TEAM																		
Totals		17	68	1	23	15	17	18	20	38	21	50	1	12	1	1	200	

	1st	2nd	Tot	FG%	3FG%	FT%	Paint	Off/To	2nd	FB	Bench
North Texas	34	40	74	48.1	30.8	74.1	30	8	15	6	10
ASU	24	26	50	25.0	4.3	88.2	26	17	13	10	20

Officials: Ray Natili, Rick Hartzell, John Heatly
Attendance: 2,851

NORTH TEXAS SUN BELT TOURNAMENT RECORDS - INDIVIDUAL**Points (Min. 20)**

36 - Tristan Thompson 3/6/2011 Florida Atlantic
 32 - Chris Davis 3/1/2002 FIU
 28 - Tristan Thompson 3/7/2011 Western Kentucky
 27 - Leonard Hopkins 3/7/2004 New Orleans
 27 - Josh White 3/8/2009 Middle Tennessee
 26 - Leonard Hopkins 3/4/2005 Arkansas State
 24 - Kendrick Davis 2/28/2007 La.-Lafayette
 24 - Calvin Watson 3/6/2007 Arkansas State
 24 - Josh White 3/4/2009 FAU
 22 - Eric Tramiel 3/7/2010 ULM
 21 - Adam McCoy 3/5/2008 Arkansas State
 21 - Jacob Holmen 3/6/12 Arkansas State
 21 - Eric Tramiel 3/4/2009 FAU
 20 - Chris Davis 3/2/2002 Western Kentucky
 20 - Chris Davis 3/7/2003 UALR
 20 - Dominique Johnson 3/9/2009 Western Kentucky
 20 - Eric Tramiel 3/9/2010 Troy

Field Goals

10 - Chris Davis 3/1/2002 FIU
 9 - Calvin Watson 3/6/2007 Arkansas St.
 9 - Eric Tramiel 3/7/2010 ULM
 9 - Tristan Thompson 3/7/2011 Western Kentucky

Field Goals Attempted

25 - Leonard Hopkins 3/4/2005 Arkansas State

Field Goal Percentage (min. 10 att.)

80.0 (8-10) George Odufuwa 3/7/2011 WKU
 72.7 (8-11) Josh White 3/8/2009 Middle Tennessee
 72.7 (8-11) Jacob Holmen 3/5/12 Arkansas State

Top Perfect Field Goal Game

8-8 - Adam McCoy 3/5/2008 Arkansas State

3-point Field Goals

6 - Calvin Watson 3/6/2007 Arkansas State
 6 - Kendrick Davis 2/28/2007 La.-Lafayette

3-point Field Goals Attempted

13 - Leonard Hopkins 3/4/2005 Arkansas State

3-point Field Goal Percentage (min. 5 att.)

100.0 (5-5) Adam McCoy 3/5/2008 Arkansas State
 100.0 (5-5) Jacob Holmen 3/5/12 Arkansas State

Free Throws

20 - Tristan Thompson 3/6/2011 Florida Atlantic
 13 - Eric Tramiel 3/4/2009 Florida Atlantic

Free Throws Attempted

20 - Tristan Thompson 3/6/2011 Florida Atlantic
 14 - Eric Tramiel 3/4/2009 Florida Atlantic

Free Throw Percentage (min. 8 att.)

100.0 (20-20) Tristan Thompson 3/6/2011 FAU
 100.0 (8-8) Tony Mitchell 3/5/12 Arkansas State
 92.8 (13-14) Eric Tramiel 3/4/2009 Florida Atlantic

Top Perfect Free Throw Game

20-20 - Tristan Thompson 3/6/2011 Florida Atlantic
 8-8 - Tony Mitchell 3/5/12 Arkansas State
 5-5 - Josh White 3/4/2009 Florida Atlantic

Rebounds

21 - Shawson Johnson 3/7/2004 New Orleans
 17 - George Odufuwa 3/8/2011 UALR
 17 - Eric Tramiel 3/7/2010 ULM
 17 - George Odufuwa 3/9/2010 Troy

Blocks

8 - Shawson Johnson 3/7/2004 New Orleans
 6 - Tony Mitchell 3/4/12 Louisiana-Lafayette
 4 - Tony Mitchell 3/5/12 Arkansas State
 3 - Quincy Williams 2/28/2007 La.-Lafayette
 3 - George Odufuwa 3/8/2010 Denver

Steals

4 - Rich Young 3/6/2007 Arkansas State
 4 - Keith Wooden 3/5/2008 Arkansas State

Assists

7 - Josh White 3/7/2011 Western Kentucky
 6 - Shannon Shorter 3/7/2011 Western Kentucky
 6 - George Odufuwa 3/5/2011 Troy
 6 - Jerome Rogers 3/2/2001 UALR
 6 - Ben Bell 3/5/2008 Arkansas State

Minutes Played

42 - Leonard Hopkins 3/7/2004 New Orleans
 42 - Shawson Johnson 3/7/2004 New Orleans
 42 - Kendrick Davis 3/4/2007 ULM

NORTH TEXAS SUN BELT TOURNAMENT RECORDS - TEAM**Points**

93 - 2/28/2007 Louisiana-Lafayette

Points in a half

50 - 2/28/2007 Louisiana-Lafayette

Points in the paint

36 - 3/7/2004 New Orleans

36 - 3/6/2007 Arkansas State

36 - 3/4/2007 ULM

Points off turnovers

23 - 3/4/12 Louisiana-Lafayette

21 - 2/28/2007 Louisiana-Lafayette

21 - 3/4/2007 ULM

2nd Chance Points

27 - 3/4/2005 Arkansas State

Fast Break Points

16 - 2/28/2007 Louisiana-Lafayette

Field Goals

33 - 3/7/2004 New Orleans

33 - 2/28/2007 Louisiana-Lafayette

Field Goals Attempted

82 - 3/7/2004 New Orleans

76 - 3/4/2007 ULM

Field Goal Percentage

58.7 (27-46) 3/5/12 Arkansas State

55.0 (33-60) 2/28/2007 Louisiana-Lafayette

3-point Field Goals

12 - 3/7/2004 New Orleans

10 - 3/4/2005 Arkansas State

3-point Field Goals Attempted

33 - 3/7/2004 New Orleans

28 - 3/4/2005 Arkansas State

3-point Field Goal Percentage

61.5 (8-13) 3/5/12 Arkansas State

61.5 (8-13) 3/9/2010 Troy

57.1 (4-7) 3/4/12 Louisiana-Lafayette

Free Throws

34 - 3/6/2011 Florida Atlantic

32 - 3/8/2009 Middle Tennessee

Free Throws Attempted

40 - 3/6/2011 Florida Atlantic

37 - 3/8/2009 Middle Tennessee

Free Throw Percentage

87.5 (14-16) 3/5/12 Arkansas State

85.7 (32-37) 3/8/2009 Middle Tennessee

84.6 (11-13) 3/4/12 Louisiana-Lafayette

Rebounds

60 - 3/7/2004 New Orleans

50 - 3/4/2007 ULM

Blocks

9 - 3/4/12 Louisiana-Lafayette

9 - 3/7/2004 New Orleans

Steals

12 - 3/3/2006 Arkansas State

Assists

18 - 3/7/2011 Western Kentucky

16 - 3/1/2002 FIU

16 - 3/4/2007 ULM

Largest Margin of Victory

22 - 3/5/2008 Arkansas State

MEN FIGHTING FOR VINDICATION IN HOT SPRINGS

By David Pyke

MeanGreenSports.com - March 6, 2013

If you're wondering how the North Texas men's basketball is taking this disappointment regular season, you don't have to look hard to find the answer.

It's not on display in practice or shoot-around or games. But talk to the players and you'll find the pain, in their eyes and their voices and their body language. This season is not what this team worked for, prepared for, or played for. It's certainly not what they expected, and the reality of it has been hard to grasp.

"I've never been on a team that lost like this," sophomore guard Jordan Williams said. "Last year we won a lot of games."

He pauses, turns away and takes a half step back. "It's hard on everyone. After some games a lot of people have been crying because we wanted to win so bad. It's been complicated. Everyone thought we were going to be this and be that. It's really, really hard. We thought it was going to click and it hasn't turned out the way we wanted it to be."

"I want them to take it hard," first-year North Texas head coach Tony Benford said. "Losing is hard. We're never going to be satisfied with losing. Our goal is always to win a conference championship and get to the NCAA Tournament. That's always going to be the goal. We've had guys in there crying because they're giving great effort and coming up short. I take it hard, too."

Expectations were so very high coming into the season, maybe higher than they've ever been for any North Texas team. Setting a program record for most wins in a season seemed a reachable goal. Maybe a top-25 national ranking. A Sun Belt West Division title and league championship. And - most importantly - going to and making a run in the NCAA Tournament.

Reality has been so painfully different. Instead of rolling into this week's Sun Belt Tournament in Hot Springs as one of the top seeds with a gaudy record, the Mean Green is 12-19 overall, 7-13 in Sun Belt play, seeded 9th and facing a first-round game Friday against Louisiana-Lafayette. The anticipated level of performance did not materialize through the first 25 games of the year, and a roster deep in athleticism and talent has been decimated by injuries, sidelining four starters and forcing the rest of the team into dramatically extended minutes.

"I don't think expectations were too high," Williams said. "We just didn't execute. I don't think the hype was too big." Roger Franklin, one of the team's few senior leaders to avoid injury, agrees, but he also points out that the most-prized of all the Mean Green's goals remains in reach. Win four games this weekend and North Texas will be Sun Belt

champions and headed to the NCAA Tournament.

"Everybody has counted us out, but I think we can really show what Mean Green pride looks like by fighting back and winning the Sun Belt championship," he said. "This team has a great opportunity. We've stuck together and we're still getting better, so now I feel like we can make a deep run into the tournament and possibly get into the NCAA Tournament."

"That's the attitude right now," Williams said.

Benford certainly hasn't given up.

"I told the guys, your character is built through the adversity you go through," Benford said. "These guys have shown a lot of mental toughness."

The team's attitude is, perhaps, what is most telling about this team. Instead of joining the litany of teams that failed to reach their goals and fell into locker-room dissent or just plain surrendered, this team has held together, rallied around one another and its coach, and chose to fight back.

"The chemistry has gotten so much better because we've had to lean on each other so much," Franklin said.

And while talking about winning the title after so much disappointment may sound like whistling through the graveyard, the Mean Green has shown signs of being the team that was expected to be so dominant this year.

North Texas has played its best basketball in the last two weeks of the season, and there is a feeling within the team that they are finally picking up the nuances of Benford's system, the implementation of which has been slowed by the injuries.

"Because of injuries, we've had to integrate a lot of guys in the rotation throughout the year, and that's made it tough to develop chemistry," Benford said. "But here lately, the last few games, the guys understand what their roles are and we're starting to play a lot better."

The Mean Green bounced back from a five-game losing streak to put up a school-record 75-percent shooting performance in a victory over Florida International, then shot 70 percent to rally for a win at Troy. They won four of their final six games and three of their last four, their best streak of the season that included a dominant win over West Division champ Arkansas State to close the regular season.

"We are finally understanding what we need to do to win and how to win," Franklin said. "Now that we're understanding the system, we have a great opportunity to capitalize on that and maybe come home with a ring."

The team also got one of its fallen starters, guard Chris Jones, back in time for the tournament.

"It's been up and down, but through it all our team has been strong," Williams said. "We've fought through everything. We're going to fight and make a big run through the conference."

USA TODAY MID-MAJOR DIARY - TONY MITCHELL

By Scott M Gleeson
USA Today – Jan. 8, 2013

If everything went according to plan, a highly recruited Tony Mitchell would have played at Missouri as a freshman and already shaken David Stern's hand by now.

However eligibility issues in his first season with Missouri led Mitchell to North Texas, where he showed flashes of brilliance last season as a freshman—averaging a double-double (14.7 points, 10.3 rebounds a game) and dominating Sun Belt Conference opponents with his athleticism and physicality. Mitchell, a 6-foot-8, 235-pound beast, is a probable lottery pick in June's NBA Draft, with several NBA scouts attending North Texas games regularly to see the player's NBA tools, which include a 41-inch vertical leap and 7-foot-4 wingspan.

But this isn't June. In the meantime, Mitchell (averaging 14.8 points, 9.1 rebounds this season) is focused on trying to help his North Texas team rebound from a dreadful start to the season. The Mean Green finished the non-conference portion of the season 5-8, including a demoralizing loss to Division II Alabama Huntsville.

North Texas' current record (6-10) would make sense if Mitchell had left for the NBA, and after a rocky start, it has many hoop fans wondering why he didn't make the leap. The Mean Green returned almost all of its rotation, but hired a new coach, Tony Benford. While the team's start is puzzling, an NCAA tournament ticket is still within reach in the Sun Belt Conference.

Mitchell on his decision to stay at North Texas and wait on trying for the NBA:

"I still needed to mature on and off the court. The NBA, it's a business. I'm just focusing on the season and being there for my team."

Mitchell on how North Texas can turn around its season:

"We've had tough times, but I think we keep getting better. We need to keep working hard to get better defensively and do the little things like boxing out. ... We need to play with a constant chip on our shoulders."

Mitchell on the team to watch in the Sun Belt:
"I wouldn't say we're worried about them, but Middle Tennessee is tough."

Mitchell on his relationship with his teammates:

"That's part of the reason I came back. They expect a lot out of me and I expect a lot out of them. We're like a family."

Mitchell on not playing at Missouri and eventually landing at North Texas:

"I think it was a blessing in disguise. I'm happy to be in the situation I'm in right now."

Mitchell on the best team North Texas has faced so far this season:

"Creighton, no doubt. That guy, Doug McDermott, yeah, he's good (laughing). But their whole team is real underrated. They have like 100 (offensive) sets."

CHANCE OF A LIFETIME

By Brett Vito

Denton Record-Chronicle - Sunday, July 8, 2012

Tony Benford was sound asleep the morning after the 1986 NBA Draft when the call came.

Benford had spent the previous night out with his girlfriend, cousins and friends celebrating after being selected in the fourth round by the Boston Celtics.

Boston had taken only one player before Benford, an All-American from Maryland named Len Bias.

"I got a call at about 6 a.m.," Benford said recently inside an office he had yet to finish decorating at North Texas.

"It was a beat writer from Boston. He asked if I had heard the news. I had no idea what he was talking about because I had not turned the TV on. He said that Len Bias had died of a cocaine overdose.

"It was on every channel. It was like someone shot me."

The experience still resonates with Benford, who took over as UNT's head coach this spring, more than 25 years after that ill-fated morning.

Even though he had never met Bias, Benford had seen him play on television and knew what a waste the death of a player considered by many to be a sure NBA star represented. He vowed that day to continue making the most of every opportunity to come his way.

That philosophy guided Benford throughout his playing career and a successful run of nearly 20 years as an assistant coach, and it will be the basis for his efforts to capitalize on the biggest opportunity thus far in his coaching career — at UNT.

The Mean Green has all of its key players returning from a team that fell one game short of reaching the NCAA tournament last year, including Tony Mitchell, who is projected as a first-round pick in the 2013 NBA Draft. Benford has spent his career preaching about taking advantage of opportunities. His biggest opportunity — since his short stay in the NBA — is staring him in the face now.

Those who know Benford best say he is ready to take it on because of the perspective he has gained. He played four years at Texas Tech. He navigated training camps with the Celtics and Chicago Bulls and worked as an assistant coach at Marquette, Nebraska, Arizona State and New Mexico.

"Tony was ready 10 years ago," said Rob Evans, one of Benford's mentors who served as a head coach at Arizona State and Mississippi before joining UNT's staff as an assistant coach this spring. "I have known him since he was born and have followed his career. He has all the qualities

you need. He has unbelievable work ethic, unbelievable knowledge, has been involved in every aspect of the game and has the ability to communicate with not only assistant coaches and players, but also with fans.

"He knows that character counts."

Just ask Mitchell.

The sophomore was a consensus top-25 recruit coming out of Dallas Pinkston and committed to Missouri, but he ended up at UNT because of NCAA eligibility issues. He has played only one semester with the Mean Green under former head coach Johnny Jones and earned Freshman of the Year honors in the Sun Belt Conference, not to mention acclaim as one of the best players in college basketball.

If there is a player at UNT who would merit special treatment, it would be Mitchell. He didn't get it from Benford — not after missing class just after the new coach arrived.

Mitchell was on the track at Fouts Field running five miles instead of participating in practice the next day. Benford's standard disciplinary practice is best known among his former players as the "Five at Five" — running five miles on the track at 5 a.m.

Squandering opportunities and failing to take care of responsibilities are things Benford won't accept, even from a player like Mitchell, the star of what some expect to be the best team in UNT history next season.

"He told me that I had to make up for it," Mitchell said of missing class. "The lessons he shares are going to help me. In the NBA it's a lot different. You are playing with grown men who are playing for their wife and kids at home."

*

Retired Texas Tech basketball coach and athletic director Gerald Myers remembers a characteristic moment during a game against SMU while Benford was his star player. The Red Raiders led by one when Benford went to the line and hit the front end of a one-and-one. The 3-point shot had yet to be introduced in the college game, essentially leaving Benford one free throw away from icing a key victory for the Red Raiders.

"It was down at the end where SMU had a lot of their students," Myers said. "The officials waved the shot off because some SMU students were shaking the goal. Tony stepped up and made two more. He could play under pressure."

That ability is part of what made Benford one of the elite players in the Southwest Conference. He helped lead Tech to the SWC regular-season and tournament titles in

CONTINUED ... CHANCE OF A LIFETIME

the 1984-85 season and was the MVP of the conference tournament in 1986.

Myers was convinced by the end of Benford's career that he would be a coach sooner or later, largely because of his background. Benford grew up in Hobbs, N.M., where he led the hometown team to the state title while earning All-America honors as a senior.

Ralph Tasker, who won 11 of his 12 New Mexico state titles at Hobbs and is a member of the National High School Sports Hall of Fame, was Benford's head coach. "All those boys from Hobbs had work ethic," Myers said. "Tony would get upset if guys on the team didn't work hard. We had some good players at that time. Some of those kids didn't come to practice to get better. Tony led by example in that respect and also got on kids who didn't work hard."

The fact that Benford was drafted at all is a tribute to his work ethic. Myers said Benford was something of a "tweener" at 6-foot-3 — not quite tall enough to be a small forward and not quite quick enough to be a guard at the NBA level.

Being drafted by the Celtics didn't help Benford attain his goal of playing in the NBA. Boston was coming off a loss to the Los Angeles Lakers in the NBA finals and featured a core of legendary players like Larry Bird, Kevin McHale and Robert Parish as well as current Mavericks coach Rick Carlisle.

The somber atmosphere surrounding the Celtics camp and the talent level of the team are what Benford remembers most about his stay in Boston, which ended quickly. After being released, Benford spent a few weeks in camp with the Chicago Bulls during the early stages of the Michael Jordan era and was released again.

"All you can ask for is an opportunity," Benford said. "I had my opportunity and didn't make it, even though I put everything into it. It was a great experience, though."

Benford's players have heard plenty about his time with the Celtics and Bulls and at his various stops, where he has used them as a teaching point.

Ike Diogu played for Benford while Benford was an assistant at Arizona State before going on to play for six NBA teams in six seasons. The former Garland standout said he heard the Bias story plenty of times from Benford, who used it to illustrate his philosophy of working to take advantage of opportunities in life.

"Coach Benford is just as passionate in practice as he is in games," Diogu said. "He cherishes the moment and talks about cherishing everything in life because it goes by fast. Cherish practice, running and playing. His pas-

sion is what I remember most."

*

The air in the UNT volleyball gym is heavy on a summer afternoon, and Benford has sweated right through his UNT basketball T-shirt.

Practice is under way and if one didn't know any better, it would be easy to think Benford is one of the players. He bodies up his post players, gives them a shove or two and encourages them to fight through contact.

"Coach Benford is the type of coach where you need to work or you need to get out of the gym," UNT senior forward Roger Franklin said. "He and his staff have taken us by storm. We didn't think we were going to work this hard when they came in. Everyone is going to have to work no matter what. Coach Benford wants you to get better."

Doc Sadler, the former head coach at UTEP and Nebraska, has seen Benford's drive up close. UNT's new head coach was one of Sadler's assistants at Nebraska for two seasons.

Sadler said Benford frequently beat him to the office in the morning and was there when he left, soaking up everything he could that might help him when he finally became a head coach.

Along the way, Benford developed a talent for getting the most out of his players and sending them to the NBA.

Diogu is only one example.

Eddie House and Tommy Smith worked with Benford at Arizona State. Charles Smith and Kenny Thomas were among Benford's pupils at New Mexico, while Lazar Hayward and Jimmy Butler worked with Benford at Marquette.

Each went on to play in the NBA.

Former Marquette players Jae Crowder and Darius Johnson-Odom were both taken in the second round of the NBA draft this year.

"Tony's passion is what has helped him develop players," Sadler said. "He will work just as hard as they do. They appreciate that and understand just how hard you need to work."

Smith has played in only 15 NBA games over three seasons, including one this year for the Golden State Warriors, and attributes that experience in part to working with Benford at Arizona State.

"Coach Benford prepares you for life," Smith said. "He helps young guys become young men. There is a transition you go through coming from high school. You are the man in high school. When you get to college, you realize that everyone else is just like you."

CONTINUED ... CHANCE OF A LIFETIME

Benford has shown the ability to connect with players throughout his career. Several of them — including some of UNT's current players — say that has helped Benford develop the players who have worked with him.

"He likes to make fun of us," Franklin said. "He will say things like, 'Roger, you've missed a couple of days of practice. You're getting fat. You need to get back into the gym.' He is constantly making fun of us, but it is all fun and games. He also likes to show up out of nowhere. He will come in the weight room screaming, 'I like it. Keep working. We're going to be good.'"

That enthusiasm helped Benford excel as an assistant coach. He was named one of the top assistants in college basketball by *Basketball Times* and *FoxSports.com* before arriving at UNT.

"Every day and every year, he talked about adding something new to your game, whether it was improving your dribbling or shooting off the dribble," Diogu said. "You have to know talent and how to develop it. He knows how to do that."

*

Benford laid out his plan for Mitchell shortly after he took over at UNT.

That plan is spelled out in a small, spiral-bound binder with a picture of Mitchell soaring to the basket for a dunk last season with his name across the front.

"We called it the Tony Mitchell Efficiency and Improvement Analysis," Benford said. "It's one thing to talk about what he needs to do. Putting it on paper is another."

The binder talks about Mitchell finding a way to improve his post-up game and develop a move to his right to complement his ability to score over his left shoulder. Mitchell committed 2.8 turnovers a game last season, far too many for a player who rarely handles the ball in the open floor.

"I told coach that he didn't have to make the book," Mitchell said. "Coach Benford already has my trust and the trust of my mother. It was kind of cool that he did that for me, though."

The plan is part of Benford's overall scheme to take UNT, which advanced to the NCAA tournament under Jones and 2007 and 2010, and develop it into an even more prominent program nationally.

UNT received a huge boost when it was invited to join Conference USA shortly after Benford's arrival. C-USA is a higher-profile league with the in-state rivals the Sun Belt lacks. UNT will play UTEP, Rice and Texas-San Antonio, not to mention traditional rival Tulsa, annually

beginning in the 2013-14 season.

"Especially going to Conference USA, we can win conference championships," Benford said. "With the alumni base that we have here and the support we have, there is no reason why this can't be like a Butler or a Gonzaga. This program can do some special things, and we are committed to doing special things."

Benford seems to have all the pieces in place to reach his goal of making UNT's program an even bigger player on the national scene. He hired Evans away from TCU, where he was an assistant, to help him make the transition to being a head coach.

Former High Point coach Bart Lundy and longtime Nebraska assistant David Anwar also joined the staff.

All seven of UNT's top scorers from last season return, and P.J. Hardwick, a point guard from Houston Christian Life, backed out of a commitment to Mississippi State to join a UNT recruiting class that also includes 6-9 center Keith Coleman.

The addition of Coleman will allow Mitchell to play away from the basket more and expand his game.

In the end, though, UNT's hopes for next season come down to how Mitchell develops in what likely will be his last season with the Mean Green. A breakout campaign could help UNT return to the NCAA tournament and get Benford off to a great start in his first job as a head coach.

The situation is one Benford is particularly well prepared to face.

UNT's new head coach saw the aftermath of a great talent going to waste after Bias' death and helped a series of players avoid the same pitfalls on their way to the NBA. Those around UNT's program believe Benford has set a rare talent in Mitchell on the same path and put the Mean Green in position to continue its rise.

One of Benford's biggest believers might be the most important person of all.

"Coach Benford is going to help me get there in all aspects," Mitchell said. "He is going to help me take care of my business and be responsible. When you get to the NBA, it's different from college. It's another life.

"I am thankful for him."

MEETING OF THE MINDS

By Brett Vito

Denton Record-Chonicle - Aug. 4, 2012

North Texas finished up the conventional aspects of its summer workouts Thursday and won't hoist another shot or run through another offensive set before the beginning of practice in September.

But that doesn't mean UNT is done preparing for what is expected to be a special season this fall.

New UNT head coach Tony Benford made sure of that when he arranged for noted sports psychologist Dr. Joe Carr to put his players through a three-day program designed to improve the Mean Green's team chemistry.

"My job is to get the players to make sacrifices for the sake of the team," Carr said. "The teams that win are usually the ones that make the most sacrifices. The teams that lose are the ones that do what they want to do. If we can get these guys to develop some blind trust and buy into [Benford's] principles, they are going to outplay a lot of people. They are playing for something else, and that is for each other."

Benford has worked with Carr throughout his coaching career, including last season when he was an assistant coach at Marquette.

Carr helped establish the NBA's rookie orientation program and works with multiple teams in both the NBA and in the college ranks.

Carr will follow UNT throughout the season and make multiple follow-up visits.

Benford said that the mental aspect of the game and developing team chemistry are always vital and could be even more important for UNT as it makes the transition to a new coaching staff. Former UNT head coach Johnny Jones left after last season to take over as the head coach at LSU.

Since taking over as head coach in April, Benford has been trying to put his stamp on what has been a highly successful team that has averaged 21 wins over the last six seasons.

The NCAA rule that went into effect this year allowing teams to have limited practices over the summer helped Benford reach that goal.

"We did make some progress," Benford said. "What really helped is that we have a great coaching staff with coach [Rob] Evans, coach [Bart] Lundy, coach [David] Anwar and Jeff Luster. We have a lot of experience and were able to build that trust with the players."

UNT returns its top seven scorers from a team that lost to Western Kentucky in the final of the Sun Belt Conference

tournament.

Benford and his staff had to gain those players' trust while incorporating a few new recruits who are expected to play key roles, including center Keith Coleman and point guard P.J. Hardwick.

"We got to know coach personally and how coach wants us to work," Hardwick said. "We also got to know the system a little better and what our players can and can't do. It's been great. We have great chemistry. We are all like brothers."

Hardwick is competing for playing time at point guard. Coleman could have an even bigger role. Benford added the 6-foot-10 center largely to fill the void in UNT's roster created after post players Kedrick Hogans and Alonzo Edwards graduated following last season.

"The new guys are fitting in very well," Mitchell said.

"We are going to need everyone to go far in the [NCAA] tournament. They are all great players."

Benford felt much better about how those players fit, not only with each other but also with a new staff after having some extra time to work with them over the summer.

"As a first-time head coach, it helped," Benford said of having summer workouts. "We were able to work on the fundamentals — shooting, dribbling and passing — while also establishing our culture and how we are going to work every day. We are going to be the toughest team every time we step on the floor, and we are going to defend people. I wanted to put my imprint on how we are going to do things."

Also Friday, UNT began working on developing the chemistry that will be critical to reaching its goals in the fall.

"This is a really special group," Benford said. "We are a talented team with a talented upperclassmen group and a talented underclassmen group. Our job is to make sure that we have one unit and are close. That is why I brought Dr. Carr here, to work on the mental aspect of the game. He will talk about sacrificing and being coachable. We will have to sacrifice if we are going to have success."

BENFORD IN TOUCH WITH MEAN GREEN HISTORY

By Brett Vito

Denton Record-Chronicle – Sept. 10, 2012

One of the first goals Tony Benford set after taking over as North Texas head coach last spring was to connect with the players who helped make the program what it is today.

Since then, Benford has sat down with UNT legend Willie Davis, brought longtime pro Chris Davis in to speak to the team and visited with Jim Mudd, one of the Mean Green's top players from the late 1950s.

Willie Davis and several other players will be in town today, when Benford will play host to a reunion of sorts that will serve as the next step in his efforts to foster closer ties between the program and former players.

"There is great tradition here and guys who are doing good things with their lives," Benford said. "We want to have guys have pride in the program."

Benford has invited former players to attend a series of functions today that will coincide with the UNT football team's home opener against Texas Southern. UNT's former players have been invited to watch a series of individual workouts beginning at 9 a.m. and to attend a gathering that will begin at 11 a.m.

"When I took the job, I said that it would be about the current and former players," Benford said. "I wanted to reconnect with the former players and have gone out to visit a lot of them."

Willie Davis already has visited with Benford and will be at the event today.

"It's great that he is trying to get the former players involved," Davis said. "It will give him a bigger network in the [Dallas-Fort Worth] area. You can never have enough antennas out there. All the guys I have spoken to feel the same way."

Benford is expecting players from as far back as the 1960s and as recent as just as the last few years to attend the event that will culminate with tailgating before the Mean Green's game against TSU.

UNT is expected to have perhaps the best team in recent program history this season. Tony Mitchell, the Sun Belt Conference Freshman of the Year, elected to remain at the school one more season instead of declaring for the NBA draft.

UNT returns its top seven scorers from last season.

Benford added a few key players to that core, including 6-foot-10 center Keith Coleman and point guard P.J. Hardwick.

Willie Davis said the way Benford is reaching out to

UNT's former players will bolster the program by increasing attendance and helping the program's recruiting efforts in the Dallas-Fort Worth area.

"I retired from the Fort Worth Independent School District and saw a lot of players leave the area and go on to play in college and then at the professional level," Davis said. "We have connections not only with the athletes, but also with their parents. That is where recruiting starts."

INJURIES FORCE HOLMEN, PATTON TO END CAREERS

By Brett Vito

Denton Record-Chronicle – Feb. 4, 2013

North Texas' run of injuries that head coach Tony Benford had already described as the most devastating he has seen in his coaching career became even worse Monday.

Senior forwards Jacob Holmen and Justin Patton, a pair of players who were expected to be major parts of UNT's rotation at the beginning of the season, both elected over the weekend to end their college careers due to injuries.

Holmen suffered his third concussion in a little more than a year in a win over South Alabama on Jan. 12 and had not played since, while Patton had struggled to recover from preseason surgery on his right knee. Patton was in and out of the lineup throughout the season and did not play in UNT's overtime loss to Arkansas State on Saturday.

Patton needs a second surgery on his knee.

"Those are good kids, and we are worried about their long-term health," Benford said.

"Jacob has had [three] concussions, and we don't want to take a chance. He is still having headaches. Justin can't move or guard anyone at this point with his knee."

UNT (8-16) has now lost four players to season-ending injuries. Brandan Walton broke his right foot in a season-opening loss to Creighton on Nov. 9, while Jones broke his right foot in a loss to Western Kentucky on Jan. 29.

Freshman guard Clarke Overlander missed four games in January with a sprained anterior cruciate ligament in his knee.

UNT also is without Marquette transfer T.J. Taylor. The team's coaching staff thought Taylor would be eligible this season but found out beforehand that he would have to sit out as a transfer.

Taylor has since undergone surgery on the labrum in his right shoulder.

UNT's run of injuries has left the Mean Green short, particularly in the backcourt. Freshmen P.J. Hardwick and Overlander are two of the four guards UNT has available. Both have seen their playing time increase dramatically late in the season.

UNT has moved 6-foot-9 senior Niko Stojiljkovic to a guard spot at times over the last few weeks. The Mean Green has lost four straight and seven of its last nine.

UNT was the preseason favorite to win the Sun Belt Conference West Division title but at 3-10 is in second-

to-last place in the overall conference standings.

"We have other guys who are going to have to step up and contribute," Benford said. "I have never been through anything like this. No one in our league has gone through something like that. It affected us."

HUGE CROWD OF NBA EXECS EXPECTED VS LEHIGH

By Brett Vito

Denton Record-Chronicle – Dec. 19, 2012

North Texas has hosted myriad groups at basketball games throughout the years, from elementary school students and church organizations to boosters who have their own sections of seats set aside.

UNT will host a seemingly more prestigious group tonight when a gaggle of NBA team executives descend on the Super Pit for the Mean Green's game against Lehigh that will feature a pair of potential lottery picks in Tony Mitchell and the Mountain Hawks' C.J. McCollum.

By Wednesday afternoon, 57 NBA scouts and team officials, including six general managers or presidents, had reserved their spots in the green seats in section 120.

"It's a testament to each team having really good players and is a great opportunity for Tony," UNT coach Tony Benford said. "A lot of general managers will get to see him in person for the first time. We have told Tony he can't worry about who is in the stands. He has to go out, play hard, run the floor, be aggressive offensively, stay on the floor by not committing silly fouls and have fun."

There is little doubt that the game represents a big opportunity for Mitchell and McCollum. NBA executives have been in the stands of the Super Pit all season to see Mitchell, a 6-8 forward, and also have been to Bethlehem, Pa., to see McCollum, a 6-3 guard.

The opportunity to see two players who are projected as lottery picks at once is the big draw tonight, when both could be playing in front of one of the biggest and most important audiences of their college careers when it comes to NBA executives.

"Every NBA team will be represented at that game," one NBA official said on the condition he not be identified. "It's a real credit to those mid-major programs that develop world-class talent the old-fashioned way."

There is little doubt both players fit that description.

McCollum leads the nation in scoring with an average of 24.9 points a game, while Mitchell is averaging 13.6 points and 8.6 rebounds while ranking 16th nationally with 28 blocked shots.

Both participated in the LeBron James Skills Academy over the summer, an honor reserved for the top 25 players in college basketball.

Mitchell is well aware of the opportunity he has tonight to show what he can do in front of the NBA personnel who will determine how the next few years of his life will unfold, but won't put too much pressure on himself in UNT's game against the Mountain Hawks (8-2).

"It's the same as it was in high school when college coaches came to watch our high school and AAU games," Mitchell said. "It's something that we are used to, but it's not something we think about. We just have to try to win the game."

There is little doubt it's a big game for UNT, which has struggled early in the season and is just 5-6.

A win tonight would go a long way toward helping UNT get out of an early funk in what was expected to be a landmark season for a team that returned nearly all of its key players after reaching the Sun Belt Conference tournament final last year.

An athletic department booster bought 3,000 tickets to give away to fans who are expected to pack what seats are left at the Super Pit after NBA officials take up their allotment for the final game UNT will play before its Christmas break.

Those fans will see two players who couldn't more different outside of their ability, but have had a similar impact on their schools and basketball programs.

FRENCH FAN FAVORITE BRINGS EXPERIENCE ...

By Brett Medeiros
NT Daily – Feb. 12, 2013

Born in Serbia and raised in Paris, France, senior forward Niko Stojiljkovic is one of the newest international basketball players to a Metroplex that knows all about tall European forwards.

Like many children growing up in France, Stojiljkovic's first love was soccer, but as he continued to grow, his size made it more difficult to play. He then looked at a career in basketball.

"I do miss playing soccer, but you know I still watch it regularly and follow it like any other fan," Stojiljkovic said. "Basketball was just a better fit for me and it's really brought me a long way so I can't complain."

Stojiljkovic found early success in the sport, earning a chance to play with the Under-16 and Under-18 French National Teams in the European Championships.

In 2009, he was a member of the U18 International Basketball Federation European Championship French team that fell to Serbia in the finals, 78-72.

"It was the experience of a lifetime because you get the first taste of what it's like to be a professional," Stojiljkovic said. "If I can make another roster anywhere in Europe after college I'll take it in a heartbeat. It was an incredible experience."

In the last four years, he has bounced around the U.S., starting at the University of San Francisco, then moving to Lon Morris Junior College in Jacksonville, Texas and eventually joining the Mean Green last season as a junior. The acquisition of Stojiljkovic makes him the first European player to play for the Mean Green basketball team. According to Stojiljkovic, the toughest thing about the transition from Paris to California to Texas, besides the language change, is dealing with the change in cuisine, particularly the greasy and fried food that Texas has to offer.

"The language difference was of course the first problem, but as time went on that disappeared," he said. "But the food, I'm still trying to get used to the food. It's just not the same, you know?"

Stojiljkovic is the traditional face-up big man with range, footwork and a high basketball IQ: a staple of European basketball stars like Dirk Nowitzki, Andrea Bargnani and the Gasol brothers.

At UNT, Stojiljkovic was welcomed with open arms and he became an instant fan favorite because of the way that he plays and handles himself on the court.

"Niko is a guard in a big man's body," senior guard

Brandan Walton said. "I always tell him that he's got the potential to do anything. Being the fan favorite might be the case because he's like Dirk in some ways, but hey it is certainly not a bad guy to model yourself after."

In his first season with the Mean Green, Stojiljkovic did not see a lot of playing time, but with an injury-plagued roster this year, he is earning close to 25 minutes a night.

Though his point totals are not that of an all-conference standout, his time on the court is as valuable as anyone's.

"Niko is a very versatile player and brings a lot of value to any basketball team," head coach Tony Benford said.

"He brings a lot of positives on and off the court with his ability to play any position on the court."

Stojiljkovic is currently playing through his senior year and will be honored along with the other Mean Green seniors in the final home game of the season on Feb. 28.

Stojiljkovic is an international studies major and he hopes to find a job traveling the world, putting his ability to speak three languages – Serbian, French and English – to use, if basketball does not work out for him in France.

PINKSTON-EX PUTTING UNT ON THE BASKETBALL MAP

By Rick Gosselin

Dallas Morning News – Nov. 9, 2012

Tony Mitchell pondered early entry into the NBA draft last May after playing just one season at North Texas. But what a season it was — he earned All-Sun Belt Conference acclaim, finished second among NCAA freshmen in rebounding behind Kentucky's Anthony Davis and set a school record for blocked shots.

But Mitchell elected to stay after sitting down with his new coach, Tony Benford — and now the Mean Green will benefit from his decision. Mitchell was the preseason choice for Sun Belt Player of the Year, his team was chosen to win the conference and North Texas has been invited to play in the preseason NIT.

Mitchell has put the Mean Green on the basketball map. North Texas opens the season Friday at No. 16 Creighton, then visits Kansas State next week for the opening round of the preseason NIT.

Mitchell believed he already had the game to compete in the NBA this winter and was pegged as a first-round pick had he come out last June. He considered bolting North Texas after his coach, Johnny Jones, left to become the head coach at LSU.

"I'd say there was a 30 percent chance I was leaving," Mitchell said. "My coach was leaving, and I felt I had to go, too."

Benford, who was hired off the Marquette staff, knows what a first-round pick looks like, having coached five of them in his 20-year career. He knew Mitchell was a good player — but Benford thought he could make him a better one.

Benford already knew Mitchell because he recruited him at Marquette. He talked to his NBA contacts about Mitchell, then analyzed him statistically.

Benford tapped into a national data base for NCAA basketball called Synergy, a pay service that breaks down every Division I player to the most minute of details.

That let Benford know where Mitchell ranked among his peers in the various aspects of his game a year ago.

For instance, Mitchell ranked in the top 12 percent nationally of players posting up — and almost a quarter of all his touches were on the blocks. He ranked in the top 2 percent there when he turned to shoot over his left shoulder. But he turned to shoot over his right shoulder only 15 percent of the time.

The NBA is going to take away your left shoulder and make you turn right, Benford told Mitchell.

According to the analysis, the points per possession

while the average 2012 first-round NBA draft pick was in the game was 1.15. Mitchell was at 1.045. That needs to improve. Mitchell also ranked in the top 25 nationally in offensive rebounds. Benford told him he needs to be more assertive on the boards.

"I challenged him," Benford said. "I told him he should lead the nation in rebounding this year. If he can average 13 rebounds per game, he'll do that. He averaged almost 10.6 a game last season. We'll work on his footwork and show him some things that will help him."

Mitchell also committed 65 turnovers last season. That needs to decrease.

"The NBA will tear you up in their evaluations because of your turnover numbers," Benford told his best player. Benford has also preached accountability and leadership. His hope is to round out Mitchell as a player, person and student.

"I told him we're going to invest in his game — and invest in him as a person," Benford said. "I told him I was going to hold him accountable, on and off the court. Going to class, going to class on time. Going to practice, being at practice on time.

"Under my watch, he was going to be accountable. It's not all about basketball. One of these days the air is going to go out of the ball. You can't be a success in life if you're not accountable."

Mitchell was one of the top dozen players in the country coming out of Pinkston High School in 2010, signing with Missouri. But he did not qualify academically, so he enrolled close to home at North Texas in the winter of 2011, paying his own way, until he could gain NCAA eligibility. That came in the winter of 2012.

Mitchell played for the USA Under-19 team at the world championships in 2011 and was invited to the LeBron James skill camp last summer. Fifteen NBA teams have already passed through Denton this fall to see Mitchell. This is a special player.


"I decided to stay, mature, help this program grow and help myself grow, on and off the court," Mitchell said.

"We should be really good this year. We can contend for titles. We have the coaching staff and the talent. Putting North Texas on a map and leaving a legacy means a lot to me."

RADIO-TV CHART



1 Jacob Holmen
6-8 • 225 • Sr. • F
Whitehouse, Texas




2 Brandon Walton
6-2 • 205 • Sr. • G
Compton, Calif.



3 Alzee Williams
6-4 • 180 • Jr. • G
Dallas




4 P.J. Hardwick
5-10 • 170 • Fr. • G
Miami




5 Chris Jones
6-2 • 202 • So. • G
Garland, Texas




10 Austin Mitchell
6-1 • 180 • Fr. • G
Plano, Texas



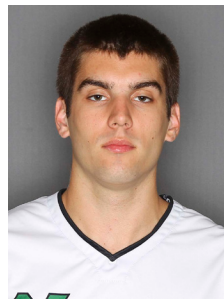
11 Justin Patton
6-7 • 200 • Sr. • F
Bossier City, La.




13 Tony Mitchell
6-8 • 235 • So. • F
Dallas




21 T. J. Taylor
6-3 • 220 • So. • G
Denison, Texas




22 Clarke Overlander
6-5 • 210 • Fr. • G
Argyle, Texas




23 Jordan Williams
6-6 • 195 • So. • G
Dallas



25 Niko Stojiljkovic
6-9 • 215 • Sr. • F
Paris, France



32 Roger Franklin
6-5 • 220 • Sr. • G/F
Duncanville, Texas



44 Keith Coleman
6-10 • 245 • So. • F/C
Philadelphia, Penn.



HEAD COACH
Tony Benford



**NORTH TEXAS
BASKETBALL**