

# NORTH TEXAS BASKETBALL

Stephen Howard • Asst. Director Media Relations • Office: 940.369.8548 • Cell: 817.793.5199 • stephen.howard@unt.edu

## 2012-13 SCHEDULE

### NOVEMBER

9	at No. 16/15 Creighton	L 71-51
12	vs. Alabama-Huntsville #	L 78-75
13	vs. Lamar #	W 74-59
16	<b>Cameron</b>	<b>W 78-49</b>
19	vs. IUPUI %	W 80-66
20	vs. Virginia %	L 80-64
28	<b>UT Arlington (TXA21)</b>	<b>L 72-59</b>

### DECEMBER

1	<b>Louisiana-Lafayette *</b>	<b>L 80-76</b>
5	at St. Louis (FSN-Midwest)	L 67-63
8	<b>Jackson State</b>	<b>W 83-65</b>
16	<b>Southeastern Louisiana</b>	<b>W 45-40</b>
20	<b>Lehigh</b>	<b>L 90-75</b>
29	at Western Kentucky * (HSSN)	L 70-64
31	at Middle Tennessee * (ESPNU)	L 75-57

### JANUARY

3	<b>Troy *</b>	<b>W 76-59</b>
5	<b>ULM *</b>	<b>L 81-68</b>
10	at UALR *	L 67-53
12	<b>South Alabama *</b>	<b>W 66-56</b>
17	at FIU *	L 70-64
19	at Florida Atlantic *	W 61-59 OT
24	<b>Middle Tennessee *</b>	<b>L 72-64</b>
26	<b>UALR *</b>	<b>L 62-57</b>
31	at Louisiana-Lafayette *	L 105-74

### FEBRUARY

2	at Arkansas State *	L 75-66 OT
7	<b>Western Kentucky * (TXA21)</b>	<b>L 70-59</b>
9	<b>FIU *</b>	<b>W 77-67</b>
14	at ULM *	L 85-73
16	at Troy * (Sun Belt Network)	W 63-61
21	<b>Florida Atlantic *</b>	<b>W 66-57 OT</b>
23	at South Alabama *	7 p.m.
28	<b>Arkansas State *</b>	<b>7 p.m.</b>

### MARCH

8-11 Sun Belt Conference Tournament \$

# NIT Season Tip-Off (Midwest Regional; Manhattan, Kan.)

% NIT Season Tip-Off (Consolation Round; Charlottesville, Va.)

\* Sun Belt Conference Game

\$ Sun Belt Tournament - Hot Springs, Ark.

All times Central

## GAME 30 - SOUTH ALABAMA JAGUARS



North Texas (11-18, 6-12) vs. South Alabama (15-10, 12-5 SBC)  
Feb. 23, 2013 • 7 p.m.

Mobile, Ala. • Mitchell Center (10,041)

Radio: MGRN - 88.1 KNTU-FM, 95.3 KHYI-FM

TV: N/A • Webcast: USAJaguars.com

Series: USA leads 13-8 • Streak: NT has won four straight

Last: NT won 66-56 in Denton on Jan. 12

## NORTH TEXAS PROBABLE STARTERS

<b>4</b>	<b>P.J. HARDWICK</b> 5-10 • 170 • G • FR. MIAMI, FL.		PPG: 3.9 RPG: 3.1 FG%: 42.4 FT%: 75.6 APG: 2.6 MPG: 23.4	9 assists, 0 turnovers in last 2 games ... 5.9 PPG, 3.7 APG, 4.3 RPG, 83.3 FT% in last 15 games ... 1 of 3 NT players with a +1.2 A/TO ratio or better ... Now leads NT with 75 assists.
<b>3</b>	<b>ALZEE WILLIAMS</b> 6-4 • 180 • G • JR. DALLAS, TEXAS		PPG: 10.7 RPG: 3.3 FG%: 41.8 FT%: 72.1 APG: 1.5 MPG: 34.8	Averaging a turnover every 29.2 mins - 6th best ratio in the NCAA ... 1.3 A/TO ratio ... Can play the 1 or the 2 efficiently ... Leads NT with 34.8 minutes per game ... 50 career starts.
<b>23</b>	<b>JORDAN WILLIAMS</b> 6-6 • 195 • G • SO. DALLAS, TEXAS		PPG: 14.1 RPG: 3.6 FG%: 42.3 FT%: 75.2 APG: 0.8 MPG: 31.8	Avg 20.2 PPG, 48.1 3FG% in last 9 games (all 14+ point games) ... Career 48.6% shooter inside 3-pt arch ... 33 career double-digit games, including 16 of last 18 ... 38 career starts.
<b>32</b>	<b>ROGER FRANKLIN</b> 6-5 • 220 • G/F • SR. DUNCANVILLE, TEXAS		PPG: 11.7 RPG: 6.4 FG%: 48.9 FT%: 74.8 APG: 1.0 SPG: 1.1	16.1 PPG, 53.7 FG% in last 11 games ... Double-figures in 11 of the last 12 games ... Only NT player to start every game ... Posted 32 career double-digit games ... 45 career starts.
<b>13</b>	<b>TONY MITCHELL</b> 6-8 • 235 • F • SO. DALLAS, TEXAS		PPG: 13.3 RPG: 8.2 FG%: 44.2 FT%: 69.0 BPG: 2.7 MPG: 32.2	Preseason All-American ... SBC Preseason POY ... 2.7 BPG 1st in SBC, 18th in NCAA ... 17 career double-doubles ... 8.2 RPG 80th in NCAA ... 48 starts ... NT record 149 career blocks.

## NORTH TEXAS RESERVES

Pos	No	Name	Ht	Wt	Yr	Hometown	Pts / Reb / Other
F	1	Jacob Holmen	6-8	225	Sr.	Whitehouse, Texas	5.6 / 3.5 / 32.3 3FG%
G	2	Brandan Walton	6-2	205	Sr.	Compton, Calif.	-
G	5	Chris Jones	6-2	202	So.	Garland, Texas	10.2 / 3.7 / 5.0 APG
G	10	Austin Mitchell	6-1	180	Fr.	Plano, Texas	0.0 / 0.2 / 1 steal
F	11	Justin Patton	6-7	200	Sr.	Bossier City, La.	3.2 / 1.7 / 74.3 FT%
G	21	T.J. Taylor	6-3	220	So.	Denison, Texas	-
G	22	Clarke Overlander	6-5	210	Fr.	Argyle, Texas	1.1 / 0.3 / 6 steals
F	25	Niko Stojiljkovic	6-9	215	Sr.	Paris, France	2.3 / 2.1 / 0.8 APG
F	44	Keith Coleman	6-10	245	So.	Philadelphia	1.3 / 1.7 / 11 blocks



# ALL-AMERICAN TONY MITCHELL

• **CBS SPORTS**

Preseason All-America (Second Team)  
Preseason No. 7 Ranked Player in NCAA

• **ESPN**

Preseason All-America (Second Team)

• **BASKETBALL TIMES MAGAZINE**  
Featured on Oct. Issue Cover

• **JOHN WOODEN AWARD**

Wooden Award Preseason Top 50 Player

• **BLUE RIBBON REPORT**

Preseason All-America (Third Team)

• **LINDY'S SPORTS**

No. 2 Center in the Nation

• **SUN BELT CONFERENCE**

Preseason Player of the Year

• **LEBRON JAMES, AMAR'E STOUDEMIRE  
SKILLS ACADEMY STANDOUT**

• **ATHLON SPORTS**

Preseason All-America (Second Team)  
No. 3 Inside-Out Player in the Country



## BY THE NUMBERS

 **149** CAREER BLOCKS - 2.9 PER GAME

 **13.9** CAREER POINTS PER GAME

 **9.1** CAREER REBOUNDS PER GAME

 **17** CAREER DOUBLE-DOUBLES

 **49.4** PERCENT CAREER SHOOTER

 **33.6** CAREER 3-POINT SHOOTER

**ATHLETIC MEDIA RELATIONS**

Eric Capper - Assoc. AD/Media Relations  
940-565-2476 • eric.capper@unt.edu

Stephen Howard - Asst. Director (MBB)  
940-369-8548 • 817-793-5199 (cell)  
stephen.howard@unt.edu

**Media Information**

**Credentials**

Working press credentials can be requested by contacting Stephen Howard (940-369-8548). Full-season and single-game passes will be mailed whenever possible. If not, they will be left at the Will Call table located at Gate C in the Super Pit.

**Player Interviews**

All interviews with North Texas players must be arranged through the Media Relations Office. Please contact Stephen Howard.

**Tony Benford Interviews**

All interviews with North Texas head coach Tony Benford must be arranged through the Media Relations Office. Please contact Stephen Howard.

**Post-Game Interviews**

The Mean Green locker room is closed at all times. Coach Benford and requested players will be available for interviews postgame after a brief cooling off period.

**Practice Coverage**

North Texas basketball practice is always open to the media. Practice times are usually scheduled for 3:30-6 p.m., and players and coaches are available for interviews prior to each practice, on a prearranged basis through the athletic media relations office.

**Quick Facts**

Location: Denton, Texas  
Founded: 1890  
Enrollment: 35,694  
Nickname: Mean Green  
Colors: Green and White  
Home Arena: The Super Pit (10,500)  
Affiliation: Division I  
Conference: Sun Belt (C-USA 2013-14)  
Head Coach: Tony Benford (1st Year)  
Record at North Texas: 11-18, 6-12 SBC  
Overall Record: Same  
Program All-Time Record: 1,076-1,210-1

**Quick Hitters**

- NT is 11-4 this year when holding its opponents under 70 points.
- NT is 6-5 against SBC East Division teams this year, but 0-7 against the West.
- Tony Mitchell has at least three blocks in 16 games this season.

**P.J. On Point** - Freshman point guard P.J. Hardwick is playing his best basketball since taking over the starting job 15 games ago. Over the last two outings, Hardwick has nine assists to zero turnovers, and is averaging 8.5 points, 6.0 rebounds and 50.0 percent shooting.

**Sultans Of Swat** - Thanks to the blocking prowess of Tony Mitchell, NT is on the cusp of breaking the program's single season team blocks record. With six team blocks on Thursday (four from Mitchell) NT moved into second place with 141 on the year. NT is just 10 swats behind the 2006-07 squad's record of 151. NT ranks 44th in the country with 4.9 blocks per game, and Mitchell's 2.7 per game ranks 18th in the NCAA.

**Will-ing & Able** - Over the last nine games, Jordan Williams has been scoring as well as any guard in the country. The sophomore, who racked up 25 points at Troy on 7-of-9 shooting from 3-point, has scored at least 14 points in 10 straight games.

**Jordan Williams' Last Nine Games**

PPG	FG%	3FG%
20.2	46.8	48.1

**Firing On All Cylinders** - NT is beginning to grasp Tony Benford's North Texas offense, making NT nearly unstoppable over the last four games. Over this span, NT has averaged 69.8 points on 49.7 percent shooting, including a 45.7 percent clip from 3-point and an 82.4 percent free throw mark. In fact, NT is +5.3 in rebounding margin and is averaging 6.5 blocks.

**Beast Of The Block** - Tony Mitchell now owns the top two blocks seasons in NT history (79, 70), as well as the program's career record (149). In fact, he ranks third in the nation in career blocks per game.

**NCAA Active Career Blocks Per Game**

Player	School	Cl.	BPG
C.J. Aiken	St. Joseph's	Jr.	3.39
Damien Eargle	Youngstown St.	Sr.	3.36
<b>Tony Mitchell</b>	<b>North Texas</b>	<b>So.</b>	<b>2.87</b>
Gorgui Dieng	Louisville	Jr.	2.64
Zeke Marshall	Akron	Sr.	2.56
Jeff Withey	Kansas	Sr.	2.53

**INSIDE THE MATCHUP**

- USA leads the all-time series with NT, 13-8, although North Texas has taken the last four meetings. The pair first met in 1991 in Mobile in a 105-98 Jaguar win, and USA took return trip to Denton the following season, 84-79. The two didn't meet again until NT joined the Sun Belt in 2000-01.

**Last 5 Meetings Between NT & USA**

Date	Site	W/L	High Scorer
1/12/13	H	W 66-56	Hardwick & Mitchell (14)
1/5/12	A	W 78-73 OT	Mitchell (34)
2/17/11	H	W 82-79	Thompson (18)
1/21/10	H	W 86-78	Tramiel (25)
2/5/09	A	L 68-65	Odufuwa & Tramiel (14)

- Aside from last year's win at USA, North Texas has always had trouble winning in Mobile. NT is 2-8 in Mobile against South Alabama, and also has a pair of neutral court losses in SBC Tournament action at the Mitchell Center.

- In NT's last trip to Mobile, Tony Mitchell exploded for a career-high 34 points and 16 rebounds in willing NT to a 78-73 OT win over South Alabama on Jan. 5, 2012. Mitchell had seven of his points, including two dunks, and three rebounds in the extra frame. Freddie Goldstein led USA with 21 points, while Augustine Rubit played just 11 minutes after sustaining an early injury.

- Augustine Rubit will once again be a strong candidate for Sun Belt Player of the Year honors. The junior leads the conference in rebounding at 10.7 per game, and is second in scoring with an average of 19.4 points. Rubit owns 15 double-doubles this year, and a dozen 20-point games.

- The Sun Belt's top two free throw shooting teams will be squaring off on Saturday. North Texas leads the league with a mark of 72.2 percent, but USA isn't far behind at 70.5 percent. Both teams feature three players ranked among the Sun Belt's top 25 free throw shooters.

**TALE OF THE TAPE**

Mean Green	Jaguars
66.6	PPG ..... 69.3
-2.7	Margin ..... +1.0
41.5	FG% ..... 41.1
28.7	3PT% ..... 33.3
72.2	FT% ..... 70.5
+1.2	Rebound Margin ..... +2.6
10.3	Asst. Avg. .... 11.0
13.9	TO Avg. .... 16.0
6.1	Steals Avg. .... 7.0
4.9	Blocks Avg. .... 4.9

**SUN BELT CONFERENCE**

**SBC STANDINGS**

(As of Feb. 21)

**EAST DIVISION**

Team	Sun Belt	Overall
Middle Tennessee	16-1 .941	24-4 .857
South Alabama	12-5 .706	15-10 .600
FIU	10-8 .556	15-12 .556
WKU	8-9 .471	14-14 .500
Florida Atlantic	7-11 .389	12-17 .414
Troy	6-11 .353	11-17 .393

**WEST DIVISION**

Team	Sun Belt	Overall
Arkansas State	11-6 .647	17-9 .654
UALR	9-8 .529	15-13 .536
Louisiana-Lafayette	7-10 .412	11-17 .393
<b>North Texas</b>	<b>6-12 .333</b>	<b>11-18 .379</b>
Louisiana-Monroe	3-14 .176	4-19 .174

**NORTH TEXAS SBC RANKINGS**

(As of Feb. 17)

**OVERALL RANKINGS**

Category	Stat	Rank
Scoring Offense	66.6	6
Scoring Defense	69.2	8
Scoring Margin	-2.7	8
Free Throw Pct	.722	1
Field Goal Pct	.415	7
Defensive Field Goal Pct	.424	5
3-Point FG Pct	.287	10
Defensive 3-Point FG Pct	.380	11
Rebounding Offense	36.7	4
Rebounding Defense	35.4	7
Rebounding Margin	1.2	5
Blocks	4.9	2
Assists	10.3	10
Steals	6.1	9
Turnover Margin	-0.97	8
Assist/Turnover Ratio	0.70	8
Offensive Rebounds	12.2	5
Defensive Rebounds	24.5	2
Defensive Rebound Pct	.676	4
Offensive Rebound Pct	.340	5
3-Point FG Made	3.6	11

**SUN BELT ONLY RANKINGS**

Category	Stat	Rank
Scoring Offense	65.8	7
Scoring Defense	70.6	9
Scoring Margin	-4.8	10
Free Throw Pct	.736	1
Field Goal Pct	.430	6
Defensive Field Goal Pct	.438	7
3-Point FG Pct	.338	7
Defensive 3-Point FG Pct	.381	10
Rebounding Offense	34.1	6
Rebounding Defense	34.1	5
Rebounding Margin	0.1	6
Blocks	5.1	1
Assists	9.6	11
Steals	4.9	10
Turnover Margin	-3.39	10
Assist/Turnover Ratio	0.60	11
Offensive Rebounds	10.2	10
Defensive Rebounds	23.9	5
Defensive Rebound Pct	.668	7
Offensive Rebound Pct	.316	8
3-Point FG Made	3.8	11

**Four Score** - Over the last eight games, the four core NT players - Tony Mitchell, Roger Franklin, Jordan Williams and Alzee Williams - have accounted for 85.6 percent of NT's scoring while shooting a combined 46.0 percent. The rest of the team is shooting 33.3 percent and is averaging a combined 9.6 points per game.

**Banged Up** - Due to mounting injuries, NT will take the court with just eight scholarship players. NT has lost Brandon Walton, Chris Jones, Justin Patton and Jacob Holmen to season ending injuries this year. NT's injuries have already accounted for 72 individual games missed in 2012-13.

**Tourney Talk** - With three regular season games remaining, North Texas would be the No. 10 seed and would play No. 7 Louisiana-Lafayette in the opening round of the Sun Belt Tournament if it were to start today. Mathematically, NT could finish as high as the No. 7 seed. NT remains a half game behind Troy, 1.0 game behind Florida Atlantic and 1.5 games behind Louisiana-Lafayette.

**Hot Shots** - NT shot 75.0 percent from the floor against FIU on Feb. 9, which was among the best shooting performances in NCAA history. NT not only broke the school record, but also topped the best shooting performance ever in a Sun Belt game. In the NCAA, only one game over the last five years topped NT's 75.0 percent shooting.

**Minute Monster** - Alzee Williams has been a workhorse for North Texas over the past two years. In fact, the junior is on pace to top the 1,000 minute barrier in back-to-back seasons. Only one other player in school history, Josh White ('09, '10, '11), can claim multiple 1,000-plus minute seasons.

**Alzee Williams Minutes Breakdown**

Year	Min	Min/G
2009-10	244	7.6
2010-11	Medical RS	
2011-12	1,018	31.8
<b>2012-13</b>	<b>904</b>	<b>34.8</b>
Total	2,166	24.1

**Nation's Most Efficient** - Alzee Williams is one of the nation's most efficient players. The junior leads NT with 34.8 minutes per game, but has just 31 turnovers on the year. That averages out to a turnover every 29.2 minutes - the sixth best ratio in the nation.

**Give Him The Ball!** - Getting Tony Mitchell quality looks at the basket is one of the

keys to an NT victory. In fact, the Mean Green is 5-2 when the Preseason All-American takes at least 14 shots.

**Tony Mitchell With 14+ Shots**

PPG	RPG	FG%	3FG%	BPG	SPG
19.7	9.9	44.8	31.3	2.8	1.9

**Mitchell With Less Than 14 Shots**

PPG	RPG	FG%	3FG%	BPG	SPG
11.2	7.6	43.8	27.9	2.7	0.8

**Scoring Inside-Out** - Tony Benford emphasizes paint touches in his offensive philosophy, and NT's ability to score in the lane goes a long way in the final score.

**NT Points In The Paint**

Wins	Losses
32.2	26.4

**Best In The Belt** - With a winning percentage of 61.9, North Texas is the Sun Belt's winningest program since the 2006-07 season. NT has made four trips to the SBC Tournament finals since then, including championships in '07 and '10.

**SBC Team (as of 2/18)**

SBC Team	W-L	Win%
<b>North Texas</b>	<b>138-85</b>	<b>61.9</b>
Western Kentucky	141-89	61.3
Middle Tennessee	135-86	61.1
South Alabama	126-85	59.7

**28th Ranked Recruiting Class** - NT coach Tony Benford just laid the foundation on the nation's No. 28 ranked recruiting class according to HoopScoopOnline.com, which includes Seguin's Greg Wesley, Kingwood's Josh Friar and Oldsmar Christian big-man Tony Nunn. NT's class is ranked higher than that of any SBC school or future CUSA foe.

**Tough Schedule** - Matchups against No. 16/15 Creighton, the NIT Season Tip-Off, St. Louis and Lehigh got the attention of USA Today, which ranked the NT schedule as the nation's fifth toughest overall, and the best by any mid-major this year.

**Third Straight Final** - NT has advanced to the Sun Belt Tournament finals in each of the last three years. That makes NT just the third program in Sun Belt history to advance to three straight SBC Tournament finals, and the first since Western Kentucky in 2001-03.

**Pit Prowess** - North Texas has been nearly unbeatable at home. In fact, the Mean Green is 82-23 (.781) at the Super Pit since the 2006-07 season, which is tops among Sun Belt schools at home.

**NORTH TEXAS VS THE NCAA**

(Rankings as of Feb. 17)

Category	Stat	Rank
PPG.....	66.6.....	193
Opp Scoring.....	69.7.....	248
Margin.....	-3.1.....	249
FG%.....	41.7.....	248
Opp FG%.....	42.7.....	181
3-Pointer/Game.....	3.6.....	338
3FG%.....	28.6.....	286
3-Pt Defense.....	38.7.....	335
FT%.....	71.5.....	87
Reb Mar.....	+1.0.....	158
APG.....	10.4.....	317
Assist/Turnover.....	0.74.....	306
Blocks.....	4.8.....	45
Steals.....	6.1.....	241
TO/Game.....	14.0.....	216
TO/Margin.....	-0.9.....	239
Fouls.....	18.1.....	21

**NT IN TOP 250 INDIVIDUAL**

NT Player	Stat	Number	Rank
T. Mitchell	RPG	8.3	80
	BPG	2.68	18
	Double-Double	7	80
R. Franklin	Double-Double	3	230

**SUN BELT PRESEASON ALL-CONFERENCE TEAMS**

First Team

- Will Neighbour (UALR, Jr., Forward)
- Trey Finn (Arkansas State, Sr., Guard)
- Marcos Knight (MTSU, Sr., Guard)
- Tony Mitchell (North Texas, So., Forward)**
- Augustine Rubit (USA, Jr., Forward)

Second Team

- Brandon Peterson (ASU, Sr., Forward)
- Greg Gantt (Florida Atlantic, Sr., Guard)
- JT Sulton (Middle Tennessee, Sr., Forward)
- Bruce Massey (Middle Tennessee, Sr., Guard)
- George Fant (WKU, So., Forward)

Third Team

- Marcus Hooten (Arkansas State, Sr., Guard)
- Raymond Cintron (MTSU, Sr., Guard)
- Javier Carter (South Alabama, Sr., Forward)
- Freddie Goldstein (USA, Sr., Guard)
- T.J. Price (WKU, So., Guard)

Player of the Year

**Tony Mitchell (North Texas, So., Forward)**

**SUN BELT PRESEASON COACHES' POLL**

EAST DIVISION

1. Middle Tennessee – 65 points (11)
2. South Alabama – 51 points
3. WKU – 47 points
4. Florida Atlantic – 29 points
5. Troy – 22 points
6. FIU – 17 points

WEST DIVISION

1. North Texas – 55 points (11)
2. Arkansas State – 40 points
3. UALR – 33 points
4. Louisiana-Lafayette – 24 points
5. Louisiana-Monroe – 13 points

**NORTH TEXAS MEDIA AVAILABILITY SCHEDULE**

Monday Feb. 18	Tuesday Feb. 19	Wednesday Feb. 20	Thursday Feb. 21	Friday Feb. 22	Saturday Feb. 23	Sunday Feb. 24
Practice Super Pit 3:30 p.m.	Practice Super Pit 3:30 p.m.	Practice Super Pit 3:30 p.m.	Game Day vs. FAU 7:30 p.m.	Travel to Mobile, Ala. / Practice	Game Day at USA 7 p.m.	Travel / Off Day.
Benford & players available prior to practice.	Benford & players available prior to practice.	Benford & players available prior to departure.	Benford & players available postgame.	Benford & players available via phone.	Benford & players available postgame.	No media availability.

Media availability subject to change. Please contact Stephen Howard for all requests.

**NORTH TEXAS ROSTER**

Name	No	Ht	Wt	Class	Pos	Exp	Hometown	Previous School
Jacob Holmen	1	6-8	225	Sr.	F	3L	Whitehouse, Texas	Whitehouse HS
Brandan Walton	2	6-2	205	Sr.	G	1L	Compton, Calif.	Casper College
Alzee Williams	3	6-4	180	Jr.	G	2L	Dallas	Miss. Elite Christian Academy
P.J. Hardwick	4	5-10	170	Fr.	G	HS	Miami	Christian Life Academy
Chris Jones	5	6-2	202	So.	G	1L	Garland, Texas	Lakeview Centennial HS
Austin Mitchell	10	6-1	180	Fr.	G	HS	Plano, Texas	Plano HS
Justin Patton	11	6-7	200	Sr.	F	TR	Bossier City, La.	Grambling State
Tony Mitchell	13	6-8	235	So.	F	1L	Dallas	Pinkston HS
T.J. Taylor	21	6-3	220	So.	G	TR	Denison, Texas	Paris JC/Marquette
Clarke Overlander	22	6-5	210	Fr.	G	HS	Argyle, Texas	Argyle HS
Jordan Williams	23	6-6	195	So.	G	1L	Dallas	Kimball HS
Niko Stojiljkovic	25	6-9	215	Sr.	F	1L	Paris, France	Lon Morris College
Roger Franklin	32	6-5	220	Sr.	G/F	1L	Duncanville, Texas	Oklahoma State
Keith Coleman	44	6-10	245	So.	F	TR	Philadelphia	Marshalltown CC

Head Coach: Tony Benford - Texas Tech, '92 (1st season)  
 Associate Head Coach: Rob Evans - New Mexico State, '68  
 Assistant Coaches: Bart Lundy - Winthrop, '94 (1st season), David Anwar - Fitchburg State, '98  
 Director of Operations: Jeff Luster - Tabor College, '96

**PRONUNCIATION GUIDE**

- 3 Alzee Williams - "Al - Zee"
- 22 Clarke Overlander - "Clark"
- 25 Niko Stojiljkovic - "Knee-Ko Stoy-Yolk-Uh-Vich"

**MEAN GREEN RADIO NETWORK**

Every North Texas game will be carried on the Mean Green Radio Network. NT graduate and 1310 The Ticket (KTCK-AM) personality George Dunham will handle the play-by-play duties, with Deputy Athletic Director Hank Dickenson providing analysis. Dickenson will also handle all road play-by-play duties. All MGRN broadcasts can be heard in Denton on 88.1 KNTU-FM, in the DFW area on 95.3 KHYY-FM.



**MEAN GREEN SOCIAL MEDIA**



**TWITTER**  
 @MeanGreenMBB  
 @MeanGreenSports



**FACEBOOK**  
 Facebook.com/MeanGreenMBB  
 Facebook.com/MeanGreenSports

**NORTH TEXAS' RECORD WHEN**

Overall .....	11-18
Home .....	7-7
Road .....	2-10
Neutral .....	2-1
Leading at half .....	9-4
Trailing at half .....	1-11
Tied at half .....	1-3
Overtime .....	2-1
Five point games .....	3-4
"One Shot" games .....	3-2
Outshoots Opponent .....	11-4
Outshot by Opponent .....	0-14
More rebounds .....	7-10
Less or equal Rebounds .....	4-8
More offensive boards .....	3-12
Less or equal offensive boards .....	8-6
More turnovers .....	2-9
Less or equal turnovers .....	9-9
Player(s) foul out .....	1-9
Opponent(s) foul out .....	5-5
Has technical foul .....	2-5
Opponent technical foul .....	1-3

**Scores:**

59 and under .....	1-6
60-69 .....	4-5
70-79 .....	4-7
80-89 .....	2-0
90-99 .....	0-0
100+ .....	0-0

**Opponent Scores:**

59 and under .....	7-0
60-69 .....	4-4
70-79 .....	0-8
80-89 .....	0-4
90-99 .....	0-1
100+ .....	0-1

**Shoots:**

Under 35% .....	1-5
35-39% .....	3-4
40-44% .....	0-4
45-49% .....	5-5
50%+ .....	2-0

**Opponent Shoots:**

Under 35% .....	5-1
35-39% .....	3-2
40-44% .....	3-3
45-49% .....	0-4
50%+ .....	0-8

**Free Throws:**

Under 60% .....	2-2
60-69% .....	3-5
70-79% .....	3-9
80+% .....	3-2

**Free Throw Attempts:**

Under 20 Attempts .....	4-5
20-29 .....	3-12
30-39 .....	3-1
40-49 .....	1-0
50+ .....	0-0

**Field Goal Attempts:**

Under 50 FGA .....	3-4
50-59 FGA .....	4-10
60-69 FGA .....	4-3
70+ FGA .....	0-1

**Uniforms:**

White .....	8-6
Black .....	0-6
Green .....	3-6

**Season Streaks**

Longest Win Streak .....	3
Longest Losing Streak .....	5
Current Streak .....	Won 2
Last 10 .....	4-6
Largest Lead .....	42 pts (vs Cameron)
Largest Deficit .....	33 pts (at Louisiana)
Largest Deficit Overcome .....	15 pts (at WKU)
With Seroka (since 08-09) .....	86-55

**MEAN GREEN 2012-13 ACCOLADES AND HONORS**

**Tony Mitchell**

- John Wooden Award Preseason Top 50 Players
- Preseason All-America (ESPN, CBS Sports, Blue Ribbon Report, Lindy's, Basketball Times)
- Sun Belt Conference Preseason Player of the Year
- Preseason First-Team All-Sun Belt
- CBS Sports 2012 Preseason Top 100 College Players (No. 7)
- Basketball Times Oct. Issue Cover Boy
- Athlon Sports No. 3 Inside-Out Player in the Country
- Lindy's No. 2 Center in the Nation
- SB Nation No. 9 on Top 100 Players in College Basketball
- NBA Draft Express 2013 NBA Mock Draft No. 8 Overall Pick

**Jordan Williams**

- College Sports Madness Preseason All-Sun Belt (First Team)

**Chris Jones**

- College Sports Madness Preseason All-Sun Belt (First Team)

**STARTING LINEUPS & RECORDS**

Game	1	2	3	4	5	Result
at No. 16 Creighton	Jones	A. Williams	J. Williams	Franklin	T. Mitchell	L 71-51
vs. Alabama-Huntsville	Jones	A. Williams	J. Williams	Franklin	T. Mitchell	L 78-75
vs. Lamar	Jones	A. Williams	J. Williams	Franklin	T. Mitchell	W 74-59
Cameron	Jones	A. Williams	J. Williams	Franklin	T. Mitchell	W 78-49
vs. IUPUI	Jones	A. Williams	J. Williams	Franklin	T. Mitchell	W 80-66
at Virginia	Jones	A. Williams	J. Williams	Franklin	T. Mitchell	L 80-64
UT Arlington	Jones	A. Williams	J. Williams	Holmen	Franklin	L 72-59
Louisiana	Jones	A. Williams	J. Williams	Franklin	T. Mitchell	L 80-76
at Saint Louis	Jones	A. Williams	Holmen	Franklin	T. Mitchell	L 67-63
Jackson State	Jones	A. Williams	Holmen	Franklin	T. Mitchell	W 83-65
Southeastern Louisiana	Jones	A. Williams	Holmen	Franklin	T. Mitchell	W 45-40
Lehigh	Jones	J. Williams	Holmen	Franklin	Stojiljkovic	L 90-75
Western Kentucky	Jones	A. Williams	Holmen	Franklin	T. Mitchell	L 70-64
Middle Tennessee	A. Williams	J. Williams	Holmen	Franklin	T. Mitchell	L 75-57
Troy	Hardwick	J. Williams	Patton	Franklin	T. Mitchell	W 76-59
ULM	Hardwick	J. Williams	Patton	Franklin	T. Mitchell	L 81-68
UALR	Hardwick	A. Williams	J. Williams	Franklin	T. Mitchell	L 72-53
South Alabama	Hardwick	A. Williams	J. Williams	Franklin	T. Mitchell	W 66-56
FIU	Hardwick	A. Williams	J. Williams	Franklin	T. Mitchell	L 70-64
Florida Atlantic	Hardwick	J. Williams	Stojiljkovic	Franklin	T. Mitchell	W 61-59
Middle Tennessee	Hardwick	J. Williams	Stojiljkovic	Franklin	T. Mitchell	L 72-64
UALR	Hardwick	J. Williams	Stojiljkovic	Franklin	T. Mitchell	L 62-57
Louisiana	Hardwick	J. Williams	Stojiljkovic	Franklin	T. Mitchell	L 105-74
Arkansas State	Hardwick	A. Williams	J. Williams	Franklin	T. Mitchell	L 75-66
Western Kentucky	Hardwick	A. Williams	J. Williams	Franklin	T. Mitchell	L 70-59
FIU	Hardwick	J. Williams	Stojiljkovic	Franklin	T. Mitchell	W 77-67
ULM	Hardwick	J. Williams	Stojiljkovic	Franklin	T. Mitchell	L 85-73
Troy	Hardwick	A. Williams	J. Williams	Franklin	T. Mitchell	W 63-61
Florida Atlantic	Hardwick	A. Williams	J. Williams	Franklin	Coleman	W 66-57

**MEAN GREEN MILESTONE GAMES**

**Double Figure Points**

T. Mitchell .....	22
J. Williams .....	22
Franklin .....	19
A. Williams .....	18
Jones .....	7
Holmen .....	3
Stojiljkovic .....	2
Hardwick .....	1
Patton .....	1

**Double-Doubles**

T. Mitchell .....	7
Franklin .....	3

**20+ Point Games**

J. Williams .....	6
Franklin .....	5
T. Mitchell .....	4
Jones .....	2
A. Williams .....	1

**30+ Point Games**

J. Williams .....	1
-------------------	---

**Three Or More Steals**

Jones .....	5
T. Mitchell .....	3
Franklin .....	3
Patton .....	1
Hardwick .....	1

**Double Figure Rebounds**

T. Mitchell .....	9
Franklin .....	4

**Three Or More Blocks**

T. Mitchell .....	16
Franklin .....	2
J. Williams .....	2
Coleman .....	1

**Five Or More Assists**

Jones .....	7
Hardwick .....	5
A. Williams .....	1

**THE LAST TIME A MEAN GREEN PLAYER ...**

**Had 30 or more points**

31 - Jordan Williams vs. Louisiana-Lafayette, 1/31/13

**Had 15 or more rebounds**

15 - Tony Mitchell vs. Troy, 1/3/13

**Had 10 or more assists**

10 - Chris Jones vs. Troy, 12/31/11

**Had 5 or more blocks**

5 - Tony Mitchell vs. ULM, 2/14/13

**Had 5 or more steals**

5 - Chris Jones vs. Western Kentucky, 12/29/12

**Made 90% or more FGA (min 5 att)**

1.000 - George Odufuwa vs. UALR (7-7), 2/20/10

**Made 80% or more FGA (min 5 att)**

.818 - Jordan Williams vs. Troy (9-11), 2/16/13

**Made 100% FTA (min 5 att)**

1.000 - Tony Mitchell (6-6) vs Florida Atlantic, 2/21/13

**Made 90% or more FTA (min 5 att)**

.900 - Alzee Williams vs. UALR (9-10), 2/23/12

**Made 8 or more 3PT's**

8 - Joe Ervin vs. Arkansas, 12/30/98

**Had a double-double (pts/rbs)**

Roger Franklin (22 pts / 11 reb) vs. ULM, 2/14/13

**Had consecutive double-doubles (pts/rbs)**

2 - Tony Mitchell vs. MTSU (13 pts, 11 reb), Troy (29 pts, 15 reb)

**Had a double-double (pts/asst)**

Chris Jones vs. Troy (21 pts /10 asst), 12/31/11

**Had a triple-double (pts/rbs/asst)**

Jesse Ratliff vs. Sam Houston St. (20pts/16reb/10asst), 2/18/93

**Had a perfect shooting night (min 5 fg & ft att)**

Tristan Thompson vs. Sam Houston St. (6-6 fg/2-2 3fg/6-6 ft), 12/3/08

**THE LAST TIME A MEAN GREEN TEAM ...**

**Scored 100 or more points**

107 - vs. Houston Baptist, 2/15/10

**Allowed 100 or more points**

105 - vs. Louisiana-Lafayette, 1/31/13

**Scored 50 or fewer points**

45 - vs. Southeastern Louisiana, 12/16/12

**Held an opponent under 50 points**

40 - vs. Southeastern Louisiana, 12/16/12

**Won an overtime game**

66-57 (OT) - vs. Florida Atlantic, 2/21/13

**Had 50 or more rebounds**

50 - vs. Cameron, 11/16/16

**Had 20 or more assists**

22 - vs. Western Kentucky, 1/12/12

**Had 10 or more steals**

11 - vs. Louisiana, 12/1/12 & 15 - vs. UT Arlington, 11/28/12

**Had 5 or more blocks**

6 - vs. Florida Atlantic, 2/21/13

**Five or more players in double-figures**

7 - vs. FIU, 2/9/13

**Made 60% or higher FGs**

.750 - vs. FIU (24-32), 2/9/13

**Made 50% or higher 3pt FGs**

.533 - vs. Troy (8-15), 2/16/13

**Made 90% or higher FTs**

.938 - vs. St. Louis (15-of-16), 12/6/12

**NORTH TEXAS RECORDS WATCH**

**Career Individual Blocks**

1.....	149.....	Tony Mitchell.....	2012-Pr.
2.....	119.....	Jeffrey Simpson.....	2004-06
3.....	98.....	Quincy Williams.....	2005-08
4.....	91.....	Kedrick Hogans.....	2008-12
5.....	81.....	Wendell Williams.....	1986-89
6.....	76.....	Thomas Gibson.....	1990-92
7.....	70.....	George Odufuwa.....	2009-Pr.
8.....	69.....	Shawson Johnson.....	2003-04
9.....	66.....	Harold Stewart.....	2005-09
10.....	60.....	Will Smith.....	2000-04
11.....	53.....	Jason Miller.....	1999-01

**Single-Season Individual Blocks**

1.....	79.....	Tony Mitchell.....	2012-13
2.....	70.....	Tony Mitchell.....	2011-12
2.....	69.....	Shawson Johnson.....	2003-04
.....	68.....	Jeffrey Simpson.....	2005-06
5.....	53.....	Thomas Gipson.....	1991-92
6.....	51.....	Jeffrey Simpson.....	2004-05
7.....	40.....	Jason Miller.....	2000-01
8.....	38.....	Wendell Williams.....	1988-89
.....	38.....	Quincy Williams.....	2006-07
10.....	33.....	Chuck Thrash.....	1997-98
.....	33.....	Rich Young.....	2006-07

**Career Field Goal Percentage**

1.....	585.....	John Horrocks.....	1981-83
2.....	581.....	Terry Bailey.....	1974-76
3.....	570.....	Will Smith.....	2000-04
4.....	561.....	Eric Tramiel.....	2008-10
5.....	559.....	Adam Smith.....	1993-95
6.....	555.....	Jeffrey Simpson.....	2004-06
7.....	554.....	Sean Riley.....	1995-97
.....	544.....	George Odufuwa.....	2008-Pr.
9.....	543.....	Keith Wooden.....	2006-08
10.....	540.....	Keenan DuBose.....	1985-87
.....	494.....	Tony Mitchell.....	2012-Pr.

**Career 3-Point Field Goal Percentage**

1.....	431.....	George King.....	1993-96
2.....	413.....	Chad Elstun.....	1995-97
3.....	409.....	Dominique Johnson.....	2008-11
4.....	406.....	Rich Young.....	2005-07
5.....	396.....	Tristan Thompson.....	2008-11
6.....	391.....	Calvin Watson.....	2003-07
.....	391.....	Adam McCoy.....	2007-09
8.....	377.....	Collin Dennis.....	2007-09
9.....	376.....	Isaac Hines.....	2004-06
10.....	372.....	Josh White.....	2008-11
.....	367.....	Brandan Walton.....	2012-Pr.
.....	336.....	Tony Mitchell.....	2012-Pr.

**Team Blocks**

1.....	151.....	2006-07
2.....	141.....	2012-13
3.....	140.....	2005-06
4.....	136.....	2003-04
5.....	130.....	2011-12
6.....	117.....	2004-05

# HEAD COACH TONY BENFORD



## **PERSONAL**

### **Birthdate**

March 22, 1964

### **Hometown**

Hobbs, N.M.

### **Alma Mater**

Texas Tech, '92

### **Spouse**

Deborah

### **Children**

Audriana, Milena, Tony Jr., Jeremy

## **COACHING**

### **North Texas**

Head Coach (2012-Present)

### **Marquette**

Assoc. Head Coach (2011-12)

Asst. Coach (2008-11)

### **Nebraska**

Asst. Coach (2006-08)

### **UTEP**

Asst. Coach (July 2006)

### **Arizona State**

Assoc. Head Coach (2004-06)

Asst. Coach (1998-04)

### **New Mexico**

Asst. Coach (1992-98)

### **All Saints School**

Head Coach (1988-1991)

## **PLAYING CAREER**

### **European League**

Holland (1986-87)

### **Chicago Bulls**

Training Camp (1986)

### **Boston Celtics**

Fourth Round Draft Pick (1986)

### **Texas Tech**

All-SWC (1986)

SWC Tournament MVP (1986)

### **Hobbs High School**

1982 N.M. State MVP

1982 State Champion

One of the nation's most respected assistant coaches, Tony Benford, has taken the reigns of the North Texas men's basketball program.

A veteran of 20 years in Division I basketball and 14 postseason appearances, Benford served as the associate head coach under Buzz Williams at Marquette last season; his fourth year with the Golden Eagles. During his time at Marquette, Benford helped recruit and coach six All-Big East players, including 2012 Big East Player of the Year Jae Crowder.

Tabbed by Basketball Times, Fox Sports and Hoop Scoop as one of the country's top assistant coaches, Benford also spent time at Nebraska (2006-08), Arizona State (1998-06) and New Mexico (1992-98) developing some of the nation's most talented players.

"I couldn't be more excited about the opportunity of taking over the basketball program at North Texas," Benford said. "I would like to thank Rick Villarreal and President V. Lane Rawlins for this opportunity, and Johnny Jones for doing such a great job in making North Texas a winner. My philosophy is all about the players, and we will do everything in ensure that our players grow in the classroom, the community and on the court."

In his career Benford recruited and coached five NBA first-round draft picks: Garland, Texas; Ike Diogu (Arizona St., '05), Charles Smith (New Mexico, '97), Kenny Thomas (New Mexico, '99), Lazar Hayward (Marquette, '10) and Jimmy Butler (Marquette, '11), as well as three second-round picks in Eddie House (Arizona St., '00), Tommy Smith (Arizona St., '03) and Jeff Pendergraph (Arizona St., '09).

A native of Hobbs, N.M., Benford played collegiately at Texas Tech and was the catalyst for the Red Raiders Southwest Conference regular-season and tournament titles in 1985, and their 1986 SWC Tournament championship. He earned All-Southwest Conference and SWC Tournament MVP honors as a senior. The Boston Celtics selected Benford in the fourth round of the 1986 NBA Draft, and he played professionally in Holland for the 1986-87 season.

With Williams and Benford at the helm at Marquette, the Golden Eagles have reached the NCAA Tournament's Sweet 16 in each of the last two years. Marquette was ranked No. 11 in the final AP poll of 2012, and ranked 31st in the country in scoring offense with an average of 75.4 points per game. MU won at least 20 games and reached the NCAA Tournament in each of Benford's four years with the program.

Before arriving at Marquette, he had spent the previous two campaigns at Nebraska under head coach Doc Sadler. The Huskers collected 37 total victories in the two seasons, highlighted by a trip to the National Invitation Tournament in 2008. The squad posted 20 wins in 2007-08, just the 12th 20-win campaign in the program's 112-year history. North Texas forward Alonzo Edwards was recruited to Nebraska by Benford prior to transferring to Denton.

Benford served on the Arizona State bench as an assistant coach for his first six years in Tempe before being named associate head coach for his last two seasons. Benford helped the Sun Devils to four postseason appearances during his tenure, including earning a spot in the second round of the 2003 NCAA Tournament. While at ASU, Benford recruited Keith Wooden and George Odufuwa to Phoenix before the pair transferred to North Texas and went on to start a combined 143 games for the Mean Green.

In six seasons with New Mexico, Benford helped the Lobos reach five NCAA Tournament bids while winning 73.2 percent of their games (139-51 record). New Mexico picked up a pair of Western Athletic Conference tournament titles in 1993 and 1996, and a regular-season championship in 1994. During his stint with the Lobos, Benford coached the top four scorers in program history, including all-time leading scorer in Kenny Thomas.

As a prep all-star, Benford was a Converse All-American and the New Mexico Player of the Year after pouring in 27.5 points per game as a senior at Hobbs High School. He led Hobbs to the state title in his final season, earning MVP honors of the state championship tournament after posting 29 points in the title game.





# 1 Jacob Holmen

Forward

Sr. ▶ 6-8 ▶ 225  
Whitehouse, TX ▶  
(Whitehouse HS)

## ↳ CAREER HIGHS

Points: 21, vs Arkansas State -- 03/05/12  
Rebounds: 10, at Louisiana -- 1/27/11  
Assists: 4, vs Arkansas State -- 03/05/12  
Steals: 2, 4 times  
Blocks: 2, at Univ. of New Orleans -- 02/11/10; Henderson State -- 11/12/10; Louisiana  
FG made: 9, at Florida Atlantic -- 02/11/12  
FG attempts: 16, at Florida Atlantic -- 02/11/12  
3FG made: 5, vs Arkansas State -- 03/05/12  
3FG attempts: 7, UT Arlington -- 11/28/12  
FT made: 5, Henderson State -- 11/12/10; University of the South -- 12/02/09  
FT attempts: 6, South Alabama -- 01/21/10; Henderson State -- 11/12/10

**North Texas 2012-13: Expected to retire following concussion history ...** Made 16 of last 39 (41.0%) from 3-point dating back to last season ... Team's best 3-point shooter at 32.3 percent ... Second highest active career scorer on team (539 career points) ... 29th career start at MTSU ... **2011-12:** All-Sun Belt Tournament team ... Team-high tying 14.0 ppg in SBC Tourney, including 6-of-9 from 3-point ... Career 21 point game in semifinal win over ASU (team season-high 5-of-5 from 3-point) ... Tied season high with 8 rebounds vs ULL in quarterfinals ... Averaged 11.5 points over the year's final 8 games ... Exploded for then-career-high 20 points at FAU - all in the 2nd half ... Team's top free throw shooting forward at 78.6 percent ... Started opener (first start since 1/16/10) and tallied 8 pts, 8 reb.

## ↳ 2012-13 STATS

Opponent	Date	qs	min	Total		3-Pointers		Free throws		Rebounds				Other				pts	avg		
				fg-fga	pct	3fg-fga	pct	ft-fta	pct	off	def	tot	avg	pf	a	t/o	blk			stl	
at Creighton	11/09/12		12	1-3	.333	0-0	.000	0-0	.000	0	2	2	2.0	0	0	0	0	0	2	2.0	
vs Alabama-Huntsville	11/12/12		12	1-5	.200	0-0	.000	2-2	1.000	2	1	3	2.5	0	0	0	0	1	4	3.0	
vs Lamar	11/13/12		15	5-7	.714	0-0	.000	0-0	.000	2	0	2	2.3	2	0	2	0	0	10	5.3	
CAMERON	11/16/12		15	5-8	.625	3-4	.750	1-2	.500	2	3	5	3.0	0	0	0	0	0	14	7.5	
vs IUPUI	11/19/12		19	5-9	.556	2-4	.500	0-0	.000	2	2	4	3.2	2	0	0	0	0	12	8.4	
at Virginia	11/20/12		15	1-5	.200	0-2	.000	2-2	1.000	2	3	5	3.5	2	0	0	0	0	4	7.7	
UT ARLINGTON	11/28/12	*	23	2-8	.250	2-7	.286	0-0	.000	0	5	5	3.7	2	1	1	1	2	6	7.4	
LOUISIANA	12/1/12		22	3-9	.333	2-4	.500	0-0	.000	2	2	4	3.8	4	1	1	2	1	8	7.5	
at Saint Louis	12/5/12	*	21	0-4	.000	0-2	.000	0-0	.000	0	2	2	3.6	2	1	0	0	0	0	6.7	
JACKSON STATE	12/8/12	*	12	3-5	.600	0-1	.000	3-3	1.000	2	2	4	3.6	2	0	0	0	0	9	6.9	
SOUTHEASTERN LA.	12/16/12	*	23	1-6	.167	0-2	.000	0-0	.000	3	2	5	3.7	0	0	1	0	0	2	6.5	
LEHIGH	12/20/12	*	19	3-7	.429	0-1	.000	0-0	.000	1	3	4	3.8	1	0	1	1	0	6	6.4	
at Western Kentucky	12/29/12	*	10	1-3	.333	0-0	.000	2-4	.500	2	0	2	3.6	0	0	0	1	0	4	6.2	
at Middle Tennessee	12/31/12	*	12	1-3	.333	1-3	.333	0-0	.000	2	2	4	3.6	2	1	3	0	0	3	6.0	
SOUTH ALABAMA	1/12/13		5	0-2	.000	0-1	.000	0-0	.000	0	1	1	3.5	1	0	1	0	0	0	5.6	
<b>Totals</b>			<b>7</b>	<b>235</b>	<b>32-84</b>	<b>.381</b>	<b>10-31</b>	<b>.323</b>	<b>10-13</b>	<b>.769</b>	<b>22</b>	<b>30</b>	<b>52</b>	<b>3.5</b>	<b>20</b>	<b>4</b>	<b>10</b>	<b>5</b>	<b>4</b>	<b>84</b>	<b>5.6</b>

Games played: 15  
Minutes/game: 15.7  
Points/game: 5.6  
FG Pct: 38.1  
3FG Pct: 32.3  
FT Pct: 76.9

Rebounds/game: 3.5  
Assists/game: 0.3  
Turnovers/game: 0.7  
Assist/turnover ratio: 0.4  
Steals/game: 0.3  
Blocks/game: 0.3

## ↳ CAREER STATS

Season	gp-gs	min/avg	Total		3-Point		F-Throws		Rebounds				Other				Scoring			
			fg-fga	pct	fg-fga	pct	ft-fta	pct	off	def	tot	avg	pf	fo	ast	to	blk	stl	pts	avg
2009-10	31-8	420/13.5	59-142	.415	3-23	.130	29-36	.806	27	46	73	2.4	41	1	12	25	7	8	150	4.8
2010-11	26-0	382/14.7	58-134	.433	12-34	.353	24-32	.750	31	47	78	3.0	27	0	12	17	3	5	152	5.8
2011-12	22-14	457/20.8	59-151	.391	13-39	.333	22-28	.786	20	53	73	3.3	30	1	21	22	2	6	153	7.0
2012-13	15-7	235/15.7	32-84	.381	10-31	.323	10-13	.769	22	30	52	3.5	20	0	4	10	5	4	84	5.6
<b>TOTAL</b>	<b>94-29</b>	<b>1494/15.9</b>	<b>208-511</b>	<b>.407</b>	<b>38-127</b>	<b>.299</b>	<b>85-109</b>	<b>.780</b>	<b>100</b>	<b>176</b>	<b>276</b>	<b>2.9</b>	<b>118</b>	<b>2</b>	<b>49</b>	<b>74</b>	<b>17</b>	<b>23</b>	<b>539</b>	<b>5.7</b>



# 2 Brandon Walton

**Guard**

Sr. ▶ 6-2 ▶ 205  
Compton, CA ▶  
(Casper College)

### ↳ CAREER HIGHS

Points: 19, Arkansas State -- 01/28/12  
Rebounds: 6, at Louisiana-Lafayette -- 01/25/12; at Florida Atlantic -- 02/11/12; Sam Houston State  
Assists: 4, at FIU -- 02/09/12  
Steals: 3, at UT Arlington -- 11/22/11  
Blocks: 1, at South Alabama -- 01/05/12  
FG made: 6, at ULM -- 01/14/12; at UALR -- 02/23/12  
FG attempts: 16, at UALR -- 02/23/12  
3FG made: 5, at ULM -- 01/14/12  
3FG attempts: 10, at UALR -- 02/23/12  
FT made: 6, Arkansas State -- 01/28/12  
FT attempts: 6, Arkansas State -- 01/28/12; at FIU -- 02/09/12

**North Texas 2012-13:** Injured in opener at Creighton, and is expected to redshirt ... **2011-12:** Just missed the single season top-10 list for 3-pointers in a season with 54 ... 46.2 percent from 3-point in SBC Tournament ... Game-winning 3-pointer with 8.3 seconds left in QF win over ULL (game-high 16 points) ... Ranked 6th in the SBC with 2.1 3-pointers per league game, and 11th with 41.0 3FG% ... Was 32-of-76 (42.1 percent) from 3-point over season's final 15 games ... Team season-high 5 3-pointers at ULM ... 14 double-figure games, including a career-high 19 points at ASU ... Returned home to LA and tallied 14 points vs La Sierra.

### ↳ 2012-13 STATS

Opponent	Date	gs	min	Total		3-Pointers		Free throws		Rebounds				pf	a	t/o	blk	stl	pts	avg
				fg-fga	pct	3fg-fga	pct	ft-fga	pct	off	def	tot	avg							
at Creighton	11/09/12		1	0-0	.000	0-0	.000	0-0	.000	0	0	0	0.0	0	0	0	0	0	0	0.0
<b>Totals</b>		0	1	0-0	.000	0-0	.000	0-0	.000	0	0	0	0.0	0	0	0	0	0	0	0.0

Games played: 1  
Minutes/game: 1.0

### ↳ CAREER STATS

Season	gp-gs	min/avg	Total		3-Point		F-Throws		Rebounds				Scoring							
			fg-fga	pct	fg-fga	pct	ft-fga	pct	off	def	tot	avg	pf	fo	ast	to	blk	stl	pts	avg
2011-12	32-17	792/24.8	92-237	.388	54-147	.367	42-63	.667	29	53	82	2.6	67	1	35	38	1	25	280	8.8
2012-13	1-0	1/1.0	0-0	.000	0-0	.000	0-0	.000	0	0	0	0.0	0	0	0	0	0	0	0	0.0
<b>TOTAL</b>	33-17	793/24.0	92-237	.388	54-147	.367	42-63	.667	29	53	82	2.5	67	1	35	38	1	25	280	8.5



# 3 Alzee Williams

Guard

Jr. ▶ 6-4 ▶ 180  
Dallas, TX ▶  
(Mississippi Elite Christian Acad.)

### ↳ CAREER HIGHS

Points: 29, Middle Tennessee -- 02/02/12  
Rebounds: 8, Lehigh -- 12/20/12  
Assists: 5, Arkansas State -- 01/28/12; at Middle Tennessee -- 12/31/12  
Steals: 2, 5 times  
Blocks: 1, 8 times  
FG made: 10, Middle Tennessee -- 02/02/12  
FG attempts: 19, Middle Tennessee -- 02/02/12  
3FG made: 2, at ULM -- 02/27/10; at UALR -- 1/10/13  
3FG attempts: 4, at Loyola Marymount -- 12/04/11  
FT made: 9, Middle Tennessee -- 02/02/12; at UALR -- 02/23/12  
FT attempts: 11, Middle Tennessee -- 02/02/12

**North Texas 2012-13:** One of the NCAA's most efficient guards, averaging a turnover every 29.2 minutes ... On pace to become just the 2nd player in NT history to top 1,000 minutes in back-to-back years (904 minutes) ... Tied career-high in assists with 5 at MTSU ... Utility guard, once again leads NT with 34.8 MPG ... **2011-12:** Led the league with 35.6 minutes per SBC game, and his 1,018 total

minutes rank 8th in NT history ... Averaged 15.8 ppg over the last 10 games of the year, which included 29 (MTSU) and 25 (UALR) point outings ... Shot 51.6 percent from the floor in the SBC Tournament and scored a team-high-tying 14.0 ppg ... Ended the year with 10 straight double-figure games ... Game-winning OT tip-in vs Denver ... NT's go-to free throw shooter at 78.8 percent (78-of-99) ... Team-high 30 career starts (all in 2011-12).

### ↳ 2012-13 STATS

Opponent	Date	qs	min	Total		3-Pointers		Free throws		Rebounds										pts	avg
				fg-fga	pct	3fg-fga	pct	ft-fa	pct	off	def	tot	avg	pf	a	t/o	blk	stl			
at Creighton	11/09/12	*	29	3-14	.214	0-0	.000	3-4	.750	2	1	3	3.0	1	1	0	0	0	9	9.0	
vs Alabama-Huntsville	11/12/12	*	32	1-6	.167	0-0	.000	0-2	.000	1	2	3	3.0	0	3	0	0	1	2	5.5	
vs Lamar	11/13/12	*	37	6-11	.545	0-0	.000	5-7	.714	2	3	5	3.7	0	2	0	0	0	17	9.3	
CAMERON	11/16/12	*	22	6-7	.857	0-0	.000	0-0	.000	0	2	2	3.3	1	1	1	1	0	12	10.0	
vs IUPUI	11/19/12	*	33	3-11	.273	0-0	.000	2-4	.500	1	3	4	3.4	1	4	0	0	0	8	9.6	
at Virginia	11/20/12	*	33	4-11	.364	0-0	.000	3-5	.600	1	0	1	3.0	2	0	1	0	2	11	9.8	
UT ARLINGTON	11/28/12	*	37	4-9	.444	1-2	.500	5-8	.625	1	1	2	2.9	3	0	2	0	1	14	10.4	
LOUISIANA	12/1/12	*	31	1-9	.111	0-0	.000	5-6	.833	3	1	4	3.0	1	2	1	0	0	7	10.0	
at Saint Louis	12/5/12	*	35	3-5	.600	0-0	.000	2-2	1.000	0	2	2	2.9	1	1	0	0	0	8	9.8	
JACKSON STATE	12/8/12	*	36	5-8	.625	0-0	.000	4-5	.800	2	3	5	3.1	2	2	1	0	1	14	10.2	
SOUTHEASTERN LA.	12/16/12	*	34	5-12	.417	0-0	.000	1-3	.333	1	2	3	3.1	0	1	0	0	2	11	10.3	
LEHIGH	12/20/12		32	6-14	.429	0-1	.000	8-8	1.000	4	4	8	3.5	1	0	2	0	0	20	11.1	
at Western Kentucky	12/29/12	*	38	3-9	.333	0-1	.000	2-3	.667	2	2	4	3.5	2	1	2	1	0	8	10.8	
at Middle Tennessee	12/31/12	*	35	2-8	.250	0-1	.000	0-0	.000	0	2	2	3.4	3	5	2	0	0	4	10.4	
TROY	1/3/13		23	4-6	.667	1-1	1.000	1-1	1.000	2	1	3	3.4	1	0	0	0	0	10	10.3	
at UALR	1/10/13	*	39	5-9	.556	2-3	.667	1-2	.500	1	1	2	3.3	0	0	1	0	0	13	10.5	
SOUTH ALABAMA	1/12/13	*	40	5-9	.556	0-0	.000	1-2	.500	2	2	4	3.4	0	2	0	0	1	11	10.5	
at FIU	01/17/13	*	39	4-9	.444	1-3	.333	4-6	.667	2	2	4	3.4	1	2	4	0	0	13	10.7	
UALR	1/26/13		33	0-3	.000	0-1	.000	0-0	.000	1	2	3	3.4	0	0	2	0	0	0	10.1	
at Louisiana	01/31/13		36	5-10	.500	0-0	.000	4-5	.800	1	3	4	3.4	0	3	3	0	0	14	10.3	
at Arkansas State	2/2/13	*	42	2-10	.200	0-1	.000	6-8	.750	2	1	3	3.4	2	1	2	0	1	10	10.3	
WESTERN KENTUCKY	2/7/13	*	38	7-10	.700	0-0	.000	3-5	.600	0	1	1	3.3	1	1	0	0	0	17	10.6	
FIU	2/9/13		33	6-7	.857	0-0	.000	3-4	.750	1	1	2	3.2	2	2	2	0	0	15	10.8	
at ULM	02/14/13		33	3-12	.250	0-0	.000	4-4	1.000	2	0	2	3.2	1	2	3	0	1	10	10.8	
at Troy	02/16/13	*	40	4-10	.400	0-2	.000	2-3	.667	1	2	3	3.2	1	2	1	0	1	10	10.7	
FLORIDA ATLANTIC	2/21/13	*	44	2-8	.250	0-0	.000	6-7	.857	1	5	6	3.3	2	2	1	1	1	10	10.7	
Totals			20	904	99-237	.418	5-16	.313	75-104	.721	36	49	85	3.3	29	40	31	3	12	278	10.7

Games played: 26  
Minutes/game: 34.8  
Points/game: 10.7  
FG Pct: 41.8  
3FG Pct: 31.3  
FT Pct: 72.1

Rebounds/game: 3.3  
Assists/game: 1.5  
Turnovers/game: 1.2  
Assist/turnover ratio: 1.3  
Steals/game: 0.5  
Blocks/game: 0.1

### ↳ CAREER STATS

Season	gp-gs	min/avg	Total		3-Point		F-Throws		Rebounds				Scoring							
			fg-fga	pct	fg-fga	pct	ft-fa	pct	off	def	tot	avg	pf	fo	ast	to	blk	stl	pts	avg
2009-10	32-0	244/7.6	21-64	.328	5-31	.161	14-22	.636	3	20	23	0.7	19	0	5	18	3	7	61	1.9
2011-12	32-30	1018/31.8	126-267	.472	5-21	.238	78-99	.788	36	73	109	3.4	36	0	54	41	2	17	335	10.5
2012-13	26-20	904/34.8	99-237	.418	5-16	.313	75-104	.721	36	49	85	3.3	29	0	40	31	3	12	278	10.7
TOTAL	90-50	2166/24.1	246-568	.433	15-68	.221	167-225	.742	75	142	217	2.4	84	0	99	90	8	36	674	7.5



# 4 P.J. Hardwick

Guard

Fr. ▶ 5-10 ▶ 170  
Miami, FL ▶  
(Houston Christian Life)

### ↳ CAREER HIGHS

Points: 14, South Alabama -- 1/12/13  
Rebounds: 9, Cameron -- 11/16/12  
Assists: 7, Troy -- 1/3/13  
Steals: 4, at FIU -- 01/17/13  
FG made: 4, at Troy -- 02/16/13; ULM -- 1/5/13; Florida Atlantic -- 2/21/13  
FG attempts: 10, Florida Atlantic -- 2/21/13  
3FG attempts: 1, at Creighton -- 11-09-12; at Creighton -- 11/09/12  
FT made: 10, South Alabama -- 1/12/13  
FT attempts: 12, South Alabama -- 1/12/13

**2012-13 North Texas:** 81.1 FT% in league play ranks 3rd in SBC ... In 15 starts: 33.1 MPG, 5.9 PPG, 3.7 APG, 4.3 RPG, 83.3 FT% ... Career scoring effort (14 pts) in South Alabama win, hit 7-of-8 free throws in final 59 seconds ... Leads NT with 75 assists (2.6 per game) ... 13 assists in 2 games against Troy ... Game-high 9 boards vs. Cameron ... Saw first career action at Creighton, tallied 3 pts ...

**Houston Christian Life Academy:** Known for his lightning quick moves, point guard P.J. Hardwick became the first signee of the Tony Benford era ... Averaged 15 points and 10 assists per game as a senior for Christian Life Academy in Houston ... Originally signed with Mississippi State as a part of the nation's No. 17 ranked recruiting class according to Hoop Scoop ... As a junior, Hardwick led Christian Life to a 30-1 record while averaging nine points and 12 assists per game.

### ↳ 2012-13 STATS

Opponent	Date	qs	min	Total		3-Pointers		Free throws		Rebounds										pts	avg
				fg-fga	pct	3fg-fga	pct	ft-fga	pct	off	def	tot	avg	pf	a	t/o	blk	stl			
at Creighton	11/09/12		21	1-5	.200	0-1	.000	1-2	.500	1	1	2	2.0	2	3	0	0	1	3	3.0	
vs Alabama-Huntsville	11/12/12		13	1-1	1.000	0-0	.000	0-0	.000	1	2	3	2.5	2	3	1	0	0	2	2.5	
vs Lamar	11/13/12		16	1-2	.500	0-0	.000	0-0	.000	1	0	1	2.0	2	4	3	0	0	2	2.3	
CAMERON	11/16/12		18	2-5	.400	0-0	.000	1-1	1.000	3	6	9	3.8	1	1	2	0	2	5	3.0	
vs IUPUI	11/19/12		14	1-1	1.000	0-0	.000	0-0	.000	0	1	1	3.2	0	1	1	0	1	2	2.8	
at Virginia	11/20/12		20	0-0	.000	0-0	.000	0-1	.000	0	1	1	2.8	2	2	1	0	0	0	2.3	
UT ARLINGTON	11/28/12		10	0-0	.000	0-0	.000	0-0	.000	0	0	0	2.4	2	0	0	0	2	0	2.0	
LOUISIANA	12/1/12		6	0-0	.000	0-0	.000	0-0	.000	0	0	0	2.1	0	0	0	0	0	0	1.8	
at Saint Louis	12/5/12		3	0-0	.000	0-0	.000	2-2	1.000	0	0	0	1.9	1	0	2	0	2	2	1.8	
JACKSON STATE	12/8/12		17	1-2	.500	0-0	.000	0-2	.000	1	2	3	2.0	4	2	0	0	1	2	1.8	
SOUTHEASTERN LA.	12/16/12		12	1-3	.333	0-0	.000	0-0	.000	0	2	2	2.0	0	1	1	0	1	2	1.8	
LEHIGH	12/20/12		14	1-1	1.000	0-0	.000	0-0	.000	0	2	2	2.0	4	1	1	0	2	2	1.8	
at Western Kentucky	12/29/12		1	0-0	.000	0-0	.000	0-0	.000	0	0	0	1.8	0	1	0	0	0	0	1.7	
at Middle Tennessee	12/31/12		17	1-1	1.000	0-0	.000	0-1	.000	0	1	1	1.8	2	0	1	0	0	2	1.7	
TROY	1/3/13	*	31	1-2	.500	0-0	.000	0-0	.000	0	1	1	1.7	4	7	5	0	0	2	1.7	
ULM	1/5/13	*	36	4-6	.667	0-0	.000	0-0	.000	0	3	3	1.8	2	6	2	0	1	8	2.1	
at UALR	1/10/13	*	31	2-7	.286	0-0	.000	4-4	1.000	2	3	5	2.0	3	2	5	0	0	8	2.5	
SOUTH ALABAMA	1/12/13	*	38	2-8	.250	0-0	.000	10-12	.833	0	7	7	2.3	3	4	3	0	2	14	3.1	
at FIU	01/17/13	*	25	1-4	.250	0-0	.000	2-2	1.000	0	8	8	2.6	4	3	8	0	4	4	3.2	
at Florida Atlantic	1/19/13	*	45	2-3	.667	0-0	.000	4-6	.667	1	5	6	2.8	4	5	2	0	1	8	3.4	
MIDDLE TENNESSEE	1/24/13	*	40	2-5	.400	0-0	.000	3-3	1.000	1	1	2	2.7	3	4	1	0	1	7	3.6	
UALR	1/26/13	*	35	0-3	.000	0-0	.000	0-0	.000	1	4	5	2.8	3	2	4	0	0	0	3.4	
at Louisiana	01/31/13	*	27	1-4	.250	0-0	.000	0-0	.000	0	5	5	2.9	5	1	5	0	0	2	3.3	
at Arkansas State	2/2/13	*	32	2-4	.500	0-0	.000	1-2	.500	0	2	2	2.9	5	3	2	0	0	5	3.4	
WESTERN KENTUCKY	2/7/13	*	33	0-1	.000	0-0	.000	0-0	.000	0	5	5	3.0	2	4	5	0	0	0	3.3	
FIU	2/9/13	*	26	2-3	.667	0-0	.000	5-5	1.000	0	1	1	2.9	2	1	4	0	2	9	3.5	
at ULM	02/14/13	*	25	2-5	.400	0-0	.000	0-0	.000	0	2	2	2.9	3	5	3	0	0	4	3.5	
at Troy	02/16/13	*	38	4-6	.667	0-0	.000	1-2	.500	0	5	5	2.9	4	6	0	0	0	9	3.7	
FLORIDA ATLANTIC	2/21/13	*	35	4-10	.400	0-0	.000	0-0	.000	1	6	7	3.1	1	3	0	0	0	8	3.9	
Totals			15	679	39-92	.424	0-1	.000	34-45	.756	13	76	89	3.1	70	75	62	0	23	112	3.9

Games played: 29  
Minutes/game: 23.4  
Points/game: 3.9  
FG Pct: 42.4  
3FG Pct: 0.0  
FT Pct: 75.6

Rebounds/game: 3.1  
Assists/game: 2.6  
Turnovers/game: 2.1  
Assist/turnover ratio: 1.2  
Steals/game: 0.8



# 5 Chris Jones

Guard

So. ▶ 6-2 ▶ 202  
Garland, TX ▶  
(Lakeview Centennial HS)

### ↳ CAREER HIGHS

Points: 31, at Texas Tech -- 11/16/11  
Rebounds: 12, St. Gregory's -- 11/11/11  
Assists: 10, Troy -- 12/31/11  
Steals: 6, UT Arlington -- 11/28/12  
Blocks: 1, 4 times  
FG made: 9, at Texas Tech -- 11/16/11  
FG attempts: 21, at Texas Tech -- 11/16/11  
3FG made: 5, Jackson State -- 12/18/11  
3FG attempts: 6, at UT Arlington -- 11/22/11; at Mississippi State -- 11/27/11; Jackson State  
FT made: 12, at Texas Tech -- 11/16/11  
FT attempts: 13, at Texas Tech -- 11/16/11; Louisiana -- 12/1/12

**North Texas 2012-13:** Out indefinitely with a foot injury ... 2.2 steals per game ranked 2nd in the SBC ... 6 steals vs UTA tied for 3rd most in NT history, most since 1991 ... 5.0 APG ranked 1st in the Sun Belt ... **2011-12:** Jones' 4.26 apg average highest by a frosh in NT history (8th overall) ... NCAA's 19th highest scoring frosh at 14.1 ppg ... 1 rebound vs Troy from first NT triple-double since 1993 (21 pts, 9 reb, 10 asst) ... 10 assts vs Troy ranks 12th in school history, most by NT player since 2000 ... Missed the final 13 games of the year (Was leading the SBC with 6.0 apg in league games, also ranked top 10 in SBC in pts, asst, steals, A/TO ratio & def rebounds) ... 2.4 steals ranks 21st in NCAA, 3rd in SBC ... 31 points at Texas Tech are the 5th most by a frosh in NT history ... Four games of 20+ points.

### ↳ 2012-13 STATS

Opponent	Date	gs	min	Total		3-Pointers		Free throws		Rebounds				pf	a	t/o	blk	stl	pts	avg	
				fg-fga	pct	3fg-fga	pct	ft-fa	pct	off	def	tot	avg								
at Creighton	11/09/12	*	21	0-4	.000	0-1	.000	0-0	.000	1	3	4	4.0	4	3	2	0	1	0	0.0	
vs Alabama-Huntsville	11/12/12	*	26	3-15	.200	0-2	.000	7-12	.583	1	2	3	3.5	3	7	3	0	1	13	6.5	
vs Lamar	11/13/12	*	29	7-9	.778	0-0	.000	1-1	1.000	0	2	2	3.0	1	7	3	0	1	15	9.3	
CAMERON	11/16/12	*	24	8-9	.889	0-0	.000	0-1	.000	0	5	5	3.5	2	7	2	0	1	16	11.0	
vs IUPUI	11/19/12	*	29	4-6	.667	1-1	1.000	0-0	.000	0	3	3	3.4	2	8	5	0	2	9	10.6	
at Virginia	11/20/12	*	23	3-8	.375	0-2	.000	0-0	.000	2	1	3	3.3	4	2	1	0	1	6	9.8	
UT ARLINGTON	11/28/12	*	33	2-10	.200	0-1	.000	3-4	.750	2	2	4	3.4	3	5	3	0	6	7	9.4	
LOUISIANA	12/1/12	*	34	6-12	.500	1-2	.500	10-13	.769	3	2	5	3.6	3	4	2	0	4	23	11.1	
at Saint Louis	12/5/12	*	37	8-13	.615	1-1	1.000	4-5	.800	1	6	7	4.0	2	7	6	0	3	21	12.2	
JACKSON STATE	12/8/12	*	24	3-10	.300	0-3	.000	5-6	.833	0	1	1	3.7	4	3	2	0	0	11	12.1	
SOUTHEASTERN LA.	12/16/12	*	25	0-7	.000	0-2	.000	1-2	.500	1	3	4	3.7	4	1	1	0	3	1	11.1	
LEHIGH	12/20/12	*	23	0-8	.000	0-0	.000	0-0	.000	1	3	4	3.8	0	7	4	0	1	0	10.2	
at Western Kentucky	12/29/12	*	30	4-7	.571	0-1	.000	2-2	1.000	0	3	3	3.7	2	4	1	0	5	10	10.2	
<b>Totals</b>			13	358	48-118	.407	3-16	.188	33-46	.717	12	36	48	3.7	34	65	35	0	29	132	10.2

Games played: 13  
Minutes/game: 27.5  
Points/game: 10.2  
FG Pct: 40.7  
3FG Pct: 18.8  
FT Pct: 71.7

Rebounds/game: 3.7  
Assists/game: 5.0  
Turnovers/game: 2.7  
Assist/turnover ratio: 1.9  
Steals/game: 2.2

### ↳ CAREER STATS

Season	gp-gs	min/avg	Total		3-Point		F-Throws		Rebounds				Scoring							
			fg-fga	pct	fg-fga	pct	ft-fa	pct	off	def	tot	avg	pf	fo	ast	to	blk	stl	pts	avg
2011-12	19-19	558/29.4	97-222	.437	18-64	.281	55-71	.775	11	78	89	4.7	40	0	81	70	4	45	267	14.1
2012-13	13-13	358/27.5	48-118	.407	3-16	.188	33-46	.717	12	36	48	3.7	34	0	65	35	0	29	132	10.2
<b>TOTAL</b>	<b>32-32</b>	<b>916/28.6</b>	<b>145-340</b>	<b>.426</b>	<b>21-80</b>	<b>.263</b>	<b>88-117</b>	<b>.752</b>	<b>23</b>	<b>114</b>	<b>137</b>	<b>4.3</b>	<b>74</b>	<b>0</b>	<b>146</b>	<b>105</b>	<b>4</b>	<b>74</b>	<b>399</b>	<b>12.5</b>



# 10 Austin Mitchell

Guard

Fr. ▶ 6-1 ▶ 180  
Plano, TX ▶  
(Plano HS)

### ↳ CAREER HIGHS

Rebounds: 1, 4 times  
Steals: 1, vs Lamar -- 11/13/12  
FG attempts: 1, at Creighton -- 11-09-12; at Creighton -- 11/09/12


**North Texas 2012-13:** Saw first career action at Creighton and against Lamar ... **Plano HS:** Averaged 16.3 points per game as a senior at Plano, which ranked 12th among all players in the DFW area ... Named First-Team All-District 8-5A ... North Texas Basketball Coaches Association 2012 All-Star Game participant ... Also hauled in 2.4 rebounds and 2.5 assists per game as a senior ... Knocked down 19 3-pointers in 26 games ... Helped the Wildcats average 56.0 points per game.

### ↳ 2012-13 STATS

Opponent	Date	gs	min	Total		3-Pointers		Free throws		Rebounds				pf	a	t/o	blk	stl	pts	avg
				fg-fga	pct	3fg-fga	pct	ft-fita	pct	off	def	tot	avg							
at Creighton	11/09/12	1	1	0-1	.000	0-0	.000	0-0	.000	1	0	1	1.0	0	0	0	0	0	0	0.0
vs Lamar	11/13/12	1	1	0-0	.000	0-0	.000	0-0	.000	0	0	0	0.5	0	0	0	0	1	0	0.0
CAMERON	11/16/12	1	1	0-0	.000	0-0	.000	0-0	.000	0	0	0	0.3	0	0	0	0	0	0	0.0
vs IUPUI	11/19/12	1	1	0-0	.000	0-0	.000	0-0	.000	0	0	0	0.3	0	0	0	0	0	0	0.0
at Virginia	11/20/12	1	1	0-0	.000	0-0	.000	0-0	.000	0	0	0	0.2	0	0	0	0	0	0	0.0
JACKSON STATE	12/8/12	2	2	0-0	.000	0-0	.000	0-0	.000	0	1	1	0.3	0	0	0	0	0	0	0.0
LEHIGH	12/20/12	1	1	0-0	.000	0-0	.000	0-0	.000	0	0	0	0.3	0	0	0	0	0	0	0.0
TROY	1/3/13	1	1	0-0	.000	0-0	.000	0-0	.000	0	0	0	0.3	0	0	0	0	0	0	0.0
ULM	1/5/13	1	1	0-0	.000	0-0	.000	0-0	.000	0	0	0	0.2	0	0	0	0	0	0	0.0
at UALR	1/10/13	1	1	0-0	.000	0-0	.000	0-0	.000	0	0	0	0.2	0	0	1	0	0	0	0.0
SOUTH ALABAMA	1/12/13	2	2	0-0	.000	0-0	.000	0-0	.000	0	0	0	0.2	0	0	0	0	0	0	0.0
at FIU	01/17/13	1	1	0-0	.000	0-0	.000	0-0	.000	0	0	0	0.2	0	0	0	0	0	0	0.0
at Florida Atlantic	1/19/13	0	0	0-0	.000	0-0	.000	0-0	.000	0	1	1	0.2	0	0	0	0	0	0	0.0
at Louisiana	01/31/13	1	1	0-0	.000	0-0	.000	0-0	.000	0	0	0	0.2	0	0	0	0	0	0	0.0
FIU	2/9/13	0	0	0-0	.000	0-0	.000	0-0	.000	0	0	0	0.2	0	0	1	0	0	0	0.0
at ULM	02/14/13	0	0	0-0	.000	0-0	.000	0-0	.000	0	0	0	0.2	0	0	0	0	0	0	0.0
<b>Totals</b>		<b>0</b>	<b>15</b>	<b>0-1</b>	<b>.000</b>	<b>0-0</b>	<b>.000</b>	<b>0-0</b>	<b>.000</b>	<b>1</b>	<b>2</b>	<b>3</b>	<b>0.2</b>	<b>0</b>	<b>0</b>	<b>2</b>	<b>0</b>	<b>1</b>	<b>0</b>	<b>0.0</b>

Games played: 16  
Minutes/game: 0.9  
FG Pct: 0.0

Rebounds/game: 0.2  
Turnovers/game: 0.1  
Steals/game: 0.1



# 11 Justin Patton

Forward

Sr. ▶ 6-7 ▶ 200  
Bossier City, LA ▶  
(Grambling State)

### ↳ CAREER HIGHS

Points: 16, ULM -- 1/5/13  
Rebounds: 4, at Louisiana -- 01/31/13  
Assists: 1, 7 times  
Steals: 3, Louisiana -- 12/1/12  
FG made: 6, ULM -- 1/5/13  
FG attempts: 11, ULM -- 1/5/13  
3FG made: 1, at Virginia -- 11/20/12  
3FG attempts: 2, at Virginia -- 11/20/12; Lehigh -- 12/20/12  
FT made: 4, South Alabama -- 1/12/13; ULM -- 1/5/13; Jackson State -- 12/8/12  
FT attempts: 6, Jackson State -- 12/8/12

**North Texas 2012-13: Expected to miss the remainder of the year following knee surgery ...** Career-high 16 points vs ULM ... 8-of-15 (53.3%) shooting in 2 career starts ... Earned first career start in Troy win ... Breakout game vs Louisiana: 8 points on 4-of-6 shooting, 3 steals in 10 minutes ... First career 3-pointer at Virginia ... Recovered from knee injury to see first action against Lamar ... **2011-12:** Sat

out the 2011-12 season after transferring ... Was Grambling State's leading scorer and rebounder in 2010-11 with 13.2 points and a SWAC leading 7.1 rebounds per game ... Named Second Team All-SWAC ... Louisiana Sports Writers Assn All-Louisiana Second Team selection ... Won two SWAC Player of the Week awards ... Piled up 43 steals and 192 free throw attempts for the Tigers ... Scored a season-best 31 points against Mississippi Valley, and had back-to-back outings of 16 and 17 rebounds in SWAC play.

### ↳ 2012-13 STATS

Opponent	Date	gs	min	Total		3-Pointers		Free throws		Rebounds				pf	a	t/o	blk	stl	pts	avg	
				fg-fga	pct	3fg-fga	pct	ft-fa	pct	off	def	tot	avg								
vs Lamar	11/13/12		1	0-0	.000	0-0	.000	0-0	.000	0	0	0	0.0	0	0	0	0	0	0	0.0	
CAMERON	11/16/12		11	0-3	.000	0-1	.000	2-2	1.000	0	0	0	0.0	0	1	0	0	0	2	1.0	
vs IUPUI	11/19/12		10	0-4	.000	0-0	.000	0-0	.000	1	2	3	1.0	2	1	0	0	0	0	0.7	
at Virginia	11/20/12		6	1-2	.500	1-2	.500	0-0	.000	0	0	0	0.8	0	0	0	0	1	3	1.3	
UT ARLINGTON	11/28/12		4	1-1	1.000	0-0	.000	0-0	.000	0	0	0	0.6	0	0	0	0	0	2	1.4	
LOUISIANA	12/1/12		10	4-6	.667	0-0	.000	0-0	.000	1	1	2	0.8	2	0	2	0	3	8	2.5	
at Saint Louis	12/5/12		2	0-0	.000	0-0	.000	0-0	.000	0	0	0	0.7	2	1	0	0	0	0	2.1	
JACKSON STATE	12/8/12		11	1-2	.500	0-0	.000	4-6	.667	0	2	2	0.9	4	0	0	0	0	6	2.6	
SOUTHEASTERN LA.	12/16/12		10	0-2	.000	0-1	.000	1-2	.500	1	1	2	1.0	2	1	0	0	2	1	2.4	
LEHIGH	12/20/12		9	0-4	.000	0-2	.000	2-2	1.000	0	1	1	1.0	1	0	1	0	0	2	2.4	
at Western Kentucky	12/29/12		17	2-5	.400	0-0	.000	2-3	.667	1	2	3	1.2	2	0	2	0	0	6	2.7	
at Middle Tennessee	12/31/12		8	0-1	.000	0-0	.000	2-2	1.000	2	1	3	1.3	1	0	1	0	0	2	2.7	
TROY	1/3/13	*	10	2-4	.500	0-0	.000	0-2	.000	1	2	3	1.5	1	1	1	0	0	4	2.8	
ULM	1/5/13	*	29	6-11	.545	0-0	.000	4-4	1.000	0	2	2	1.5	0	1	0	0	0	16	3.7	
SOUTH ALABAMA	1/12/13		9	0-1	.000	0-1	.000	4-4	1.000	0	1	1	1.5	1	0	1	0	0	4	3.7	
at FIU	01/17/13		6	0-0	.000	0-0	.000	1-2	.500	0	3	3	1.6	1	0	0	0	0	1	3.6	
at Florida Atlantic	1/19/13		18	0-3	.000	0-0	.000	1-2	.500	1	2	3	1.6	1	0	1	0	0	1	3.4	
MIDDLE TENNESSEE	1/24/13		4	0-0	.000	0-0	.000	1-2	.500	1	0	1	1.6	0	0	4	0	0	1	3.3	
at Louisiana	01/31/13		17	0-4	.000	0-1	.000	2-2	1.000	1	3	4	1.7	3	1	1	0	1	2	3.2	
<b>Totals</b>			<b>2</b>	<b>192</b>	<b>17-53</b>	<b>.321</b>	<b>1-8</b>	<b>.125</b>	<b>26-35</b>	<b>.743</b>	<b>10</b>	<b>23</b>	<b>33</b>	<b>1.7</b>	<b>23</b>	<b>7</b>	<b>14</b>	<b>0</b>	<b>7</b>	<b>61</b>	<b>3.2</b>

Games played: 19  
Minutes/game: 10.1  
Points/game: 3.2  
FG Pct: 32.1  
3FG Pct: 12.5  
FT Pct: 74.3

Rebounds/game: 1.7  
Assists/game: 0.4  
Turnovers/game: 0.7  
Assist/turnover ratio: 0.5  
Steals/game: 0.4



# 13 Tony Mitchell

Forward

So. ▶ 6-8 ▶ 235  
Dallas, TX ▶  
(Pinkston HS)

### ↳ CAREER HIGHS

Points: 34, at South Alabama -- 01/05/12  
Rebounds: 21, at Florida Atlantic -- 02/11/12  
Assists: 5, at Florida Atlantic -- 02/11/12  
Steals: 3, vs Lamar -- 11/13/12; vs IUPUI -- 11/19/12  
Blocks: 6, 4 times  
FG made: 11, at South Alabama -- 01/05/12; Denver -- 01/21/12  
FG attempts: 19, Denver -- 01/21/12; at Florida Atlantic -- 1/19/13  
3FG made: 3, at South Alabama -- 01/05/12; at ULM -- 01/14/12  
3FG attempts: 6, 4 times  
FT made: 12, at Florida Atlantic -- 02/11/12  
FT attempts: 15, at Florida Atlantic -- 02/11/12

## PRESEASON ALL-AMERICAN

**North Texas 2012-13:** Career numbers after New Year: 14.7 PPG, 9.7 RPG, 3.2 BPG, 49.8 FG% ... Owns 39 double-digit scoring games & 17 career double-doubles ... 9th career 20+ point game vs Florida Atlantic ... Owns NT's top 2 block seasons (79, 70) and the career blocks records (149) ... Preseason All-American ... Standout at the prestigious LeBron James and Amarè Stoudemire Skills Academies ... **2011-12:** Lou Henson Award Finalist ... Only third player in league history to earn Sun Belt Freshman of the Year & First-Team All-SBC in same season ... One of only 2 freshmen in the NCAA to average a double-double (14.7 PPG, 10.3 RPG) ... First frosh with multiple 30+ point/15+ rebound games since Micheal Beasley (KSU, 2007-08) ... 10.3 RPG average 2nd among freshman nationally (Anthony Davis, UK - 10.4) ... In league-only games, Mitchell led the Sun Belt in PPG (15.9), RPG (11.8), 3FG% (47.1), BPG (3.1), also 2nd in FG% (58.1) ... Set NT single-season blocks record (70), and blocks per game record (3.04) ... 22 pts/21 reb vs FAU - Tied for 9th most rebounds in the NCAA last year, is one of six 21+ reb/20+ pt games in '11-12 ... Sun Belt high 10 double-doubles ... 2nd player in league history to earn three straight SBC Player of the Week awards ... Top scoring (34 pts) & rebounding (21 reb) performances in SBC this year.

### ↳ 2012-13 STATS

Opponent	Date	qs	min	Total		3-Pointers		Free throws		Rebounds				Other					pts	avg	
				fg-fga	pct	3fg-fga	pct	ft-fga	pct	off	def	tot	avg	pf	a	t/o	blk	stl			
at Creighton	11/09/12	*	30	8-15	.533	2-5	.400	0-0	.000	2	5	7	7.0	4	0	1	2	2	18	18.0	
vs Alabama-Huntsville	11/12/12	*	31	2-4	.500	1-1	1.000	5-6	.833	2	9	11	9.0	5	1	3	3	0	10	14.0	
vs Lamar	11/13/12	*	28	6-16	.375	2-3	.667	4-8	.500	3	7	10	9.3	2	0	1	2	3	18	15.3	
CAMERON	11/16/12	*	23	3-5	.600	1-2	.500	4-6	.667	2	5	7	8.8	0	3	0	2	1	11	14.3	
vs IUPUI	11/19/12	*	32	10-18	.556	1-5	.200	0-0	.000	3	6	9	8.8	2	2	1	4	3	21	15.6	
at Virginia	11/20/12	*	34	4-8	.500	1-5	.200	7-9	.778	4	5	9	8.8	3	0	3	3	1	16	15.7	
UT ARLINGTON	11/28/12	*	28	3-13	.231	0-6	.000	6-6	1.000	6	3	9	8.9	4	0	4	4	2	12	15.1	
LOUISIANA	12/1/12	*	25	1-1	1.000	0-0	.000	1-2	.500	0	4	4	8.3	5	0	5	3	1	3	13.6	
at Saint Louis	12/5/12	*	28	7-12	.583	2-3	.667	2-2	1.000	3	5	8	8.2	4	0	3	0	1	18	14.1	
JACKSON STATE	12/8/12	*	31	6-9	.667	0-2	.000	3-7	.429	2	9	11	8.5	2	1	1	2	2	15	14.2	
SOUTHEASTERN LA.	12/16/12	*	34	1-9	.111	0-3	.000	6-8	.750	2	8	10	8.6	2	0	1	3	0	8	13.6	
LEHIGH	12/20/12	*	31	8-13	.615	1-2	.500	5-9	.556	3	6	9	8.7	3	0	1	3	1	22	14.3	
at Western Kentucky	12/29/12	*	32	3-8	.375	1-3	.333	0-0	.000	4	6	10	8.8	4	1	3	2	0	7	13.8	
at Middle Tennessee	12/31/12	*	32	4-12	.333	1-2	.500	4-5	.800	7	4	11	8.9	3	2	1	2	2	13	13.7	
TROY	1/3/13	*	35	9-17	.529	1-3	.333	10-12	.833	4	11	15	9.3	1	1	2	4	1	29	14.7	
ULM	1/5/13	*	35	4-8	.500	2-5	.400	5-9	.556	1	5	6	9.1	3	0	4	2	1	15	14.8	
at UALR	1/10/13	*	37	5-11	.455	1-4	.250	2-4	.500	2	3	5	8.9	3	2	2	2	1	13	14.6	
SOUTH ALABAMA	1/12/13	*	39	5-14	.357	0-4	.000	4-4	1.000	3	8	11	9.0	4	0	6	4	1	14	14.6	
at FIU	01/17/13	*	32	0-3	.000	0-1	.000	0-0	.000	0	2	2	8.6	4	1	2	4	0	0	13.8	
at Florida Atlantic	1/19/13	*	41	8-19	.421	2-6	.333	6-11	.545	1	7	8	8.6	1	1	4	3	2	24	14.4	
MIDDLE TENNESSEE	1/24/13	*	39	4-11	.364	1-5	.200	1-3	.333	1	5	6	8.5	3	0	7	4	0	10	14.1	
UALR	1/26/13	*	31	3-9	.333	1-3	.333	6-9	.667	2	4	6	8.4	5	0	1	3	1	13	14.1	
at Louisiana	01/31/13	*	25	3-4	.750	1-1	1.000	0-0	.000	1	4	5	8.2	4	1	2	4	0	7	13.8	
at Arkansas State	2/2/13	*	44	6-17	.353	2-6	.333	0-3	.000	2	7	9	8.3	3	1	1	1	1	14	13.8	
WESTERN KENTUCKY	2/7/13	*	28	3-10	.300	1-6	.167	7-8	.875	4	9	13	8.4	4	0	2	0	1	14	13.8	
FIU	2/9/13	*	22	4-4	1.000	1-1	1.000	0-0	.000	0	6	6	8.3	4	1	4	2	0	9	13.6	
at ULM	02/14/13	*	34	4-8	.500	0-3	.000	2-3	.667	3	5	8	8.3	3	3	1	5	0	10	13.5	
at Troy	02/16/13	*	38	3-8	.375	1-3	.333	2-2	1.000	1	7	8	8.3	1	1	4	2	1	9	13.3	
FLORIDA ATLANTIC	2/21/13	*	34	3-8	.375	0-0	.000	6-6	1.000	2	2	4	8.2	1	1	2	4	1	12	13.3	
Totals			26	933	130-294	.442	27-93	.290	98-142	.690	70	167	237	8.2	87	23	72	79	30	385	13.3

### ↳ CAREER STATS

Season	gp-gs	min/avg	Total		3-Point		F-Throws		Rebounds				Scoring							
			fg-fga	pct	fg-fga	pct	ft-fga	pct	off	def	tot	avg	pf	fo	ast	to	blk	stl	pts	avg
2011-12	23-22	676/29.4	118-208	.567	18-41	.439	85-115	.739	58	180	238	10.3	70	2	36	65	70	20	339	14.7
2012-13	29-26	933/32.2	130-294	.442	27-93	.290	98-142	.690	70	167	237	8.2	87	3	23	72	79	30	385	13.3
TOTAL	52-48	1609/30.9	248-502	.494	45-134	.336	183-257	.712	128	347	475	9.1	157	5	59	137	149	50	724	13.9



**21** T.J.  
Taylor

Guard

So. ▶ 6-3 ▶ 220  
Denison, TX ▶  
(Paris JC / Marquette)

## ↳ CAREER HIGHS

**North Texas:** Is expected to sit out the 2012-13 season after transferring from Marquette ... **Paris Junior College:** Third Team All-America selection by the National Junior College Athletic Association in 2011-12 ... First team all-conference and all-region honoree under head coach Chuck Taylor at Paris Junior College ... Two-time Region 14 Player of the Week ... Helped lead the dragons to the regular season conference title ... posted season averages of 14.0 points, 5.0 rebounds, 3.0 assists and 1.0 steals per game ... was named the team's most valuable player, as well as top performer for all of the programs at Paris.



# 22 Clarke Overlander

Guard

Fr. ▶ 6-5 ▶ 210  
Argyle, TX ▶  
(Argyle HS)

### ↳ CAREER HIGHS

Points: 6, at Arkansas State -- 2/2/13  
Rebounds: 2, at Middle Tennessee -- 12/31/12  
Assists: 2, at Creighton -- 11-09-12; at Creighton -- 11/09/12  
Steals: 2, vs Lamar -- 11/13/12  
Blocks: 1, Southeastern La. -- 12/16/12  
FG made: 2, at Arkansas State -- 2/2/13  
FG attempts: 7, Troy -- 1/3/13  
3FG made: 1, 6 times  
3FG attempts: 6, Troy -- 1/3/13; Cameron -- 11/16/12  
FT made: 2, Louisiana -- 12/1/12  
FT attempts: 3, Louisiana -- 12/1/12

**North Texas 2012-13:** Career-best 6-point performance at ASU ... 3-of-6 (50.0%) from inside 3-point, but 6-of-43 (14.0%) from beyond ... Missed just 4 games after knee scope, returned vs MTSU with 8 minutes ... First career block against SELA ... Notched first career 3-pointer in Lamar win ... Saw first career action Creighton, tallied 2 assists ... **Argyle High School:** Led Argyle to a

31-8 record and its first 3A state title as a senior ... Was named the UIL State Tournament MVP after hauling in 14 points, 10 rebounds and four assists in the state title game ... First-Team All-District as a senior, but was named the District 9-3A MVP as both a sophomore and junior ... Is the first known Denton area player to sign a scholarship to play for the Mean Green ... Multiple Texas Association of Basketball Coaches All Region and All-State selections ... Averaged 15.5 points per game as a sophomore, and upped that to 19 per game and 50 percent 3-point percentage as a junior.

### ↳ 2012-13 STATS

Opponent	Date	qs	min	Total		3-Pointers		Free throws		Rebounds										pts	avg	
				fg-fga	pct	3fg-fga	pct	ft-fga	pct	off	def	tot	avg	pf	a	t/o	blk	stl				
at Creighton	11/09/12		15	0-3	.000	0-3	.000	0-0	.000	0	0	0	0.0	0	2	2	0	0	0	0	0	0.0
vs Alabama-Huntsville	11/12/12		10	0-3	.000	0-2	.000	0-0	.000	0	0	0	0.0	1	0	0	0	0	0	0	0	0.0
vs Lamar	11/13/12		13	1-5	.200	1-5	.200	0-0	.000	0	1	1	0.3	2	1	0	0	2	3	1.0		
CAMERON	11/16/12		16	0-6	.000	0-6	.000	0-0	.000	0	0	0	0.3	2	0	0	0	1	0	0.8		
vs IUPUI	11/19/12		2	0-0	.000	0-0	.000	0-0	.000	0	0	0	0.2	2	1	0	0	0	0	0.6		
at Virginia	11/20/12		8	1-2	.500	1-2	.500	0-0	.000	0	0	0	0.2	0	0	0	0	1	3	1.0		
UT ARLINGTON	11/28/12		1	0-1	.000	0-1	.000	0-0	.000	0	0	0	0.1	0	0	0	0	0	0	0.9		
LOUISIANA	12/1/12		1	0-0	.000	0-0	.000	2-3	.667	0	0	0	0.1	1	0	0	0	0	2	1.0		
at Saint Louis	12/5/12		3	0-0	.000	0-0	.000	0-0	.000	0	0	0	0.1	0	0	0	0	0	0.9			
JACKSON STATE	12/8/12		4	0-2	.000	0-2	.000	0-0	.000	0	1	1	0.2	0	0	0	0	0	0.8			
SOUTHEASTERN LA.	12/16/12		5	0-2	.000	0-2	.000	0-0	.000	0	0	0	0.2	1	0	0	1	1	0.7			
LEHIGH	12/20/12		9	1-3	.333	0-2	.000	0-0	.000	1	0	1	0.3	1	0	0	0	0	2	0.8		
at Western Kentucky	12/29/12		9	1-2	.500	1-2	.500	0-0	.000	0	0	0	0.2	1	0	0	0	0	3	1.0		
at Middle Tennessee	12/31/12		12	1-2	.500	1-2	.500	0-0	.000	0	2	2	0.4	1	0	1	0	0	3	1.1		
TROY	1/3/13		19	1-7	.143	1-6	.167	0-0	.000	0	1	1	0.4	2	0	1	0	1	3	1.3		
ULM	1/5/13		8	0-1	.000	0-1	.000	0-0	.000	0	0	0	0.4	2	0	0	0	0	0.2			
MIDDLE TENNESSEE	1/24/13		8	0-0	.000	0-0	.000	0-0	.000	0	1	1	0.4	1	0	0	0	0	0.2			
UALR	1/26/13		1	0-0	.000	0-0	.000	0-0	.000	0	0	0	0.4	0	0	0	0	0	0.2			
at Louisiana	01/31/13		8	1-3	.333	0-2	.000	1-2	.500	0	0	0	0.4	0	0	0	0	0	3	1.2		
at Arkansas State	2/2/13		9	2-3	.667	1-2	.500	1-2	.500	0	1	1	0.4	4	1	0	0	0	6	1.4		
WESTERN KENTUCKY	2/7/13		7	0-2	.000	0-2	.000	0-0	.000	0	0	0	0.4	1	0	0	0	0	0.2			
FIU	2/9/13		9	0-0	.000	0-0	.000	0-0	.000	0	0	0	0.4	1	0	0	0	0	0.2			
at ULM	02/14/13		13	0-1	.000	0-0	.000	0-0	.000	0	0	0	0.3	4	0	0	0	0	0.2			
at Troy	02/16/13		2	0-1	.000	0-1	.000	0-0	.000	0	0	0	0.3	0	0	1	0	0	0.2			
FLORIDA ATLANTIC	2/21/13		2	0-0	.000	0-0	.000	0-0	.000	0	0	0	0.3	1	0	0	0	0	0.2			
Totals		0	194	9-49	.184	6-43	.140	4-7	.571	1	7	8	0.3	28	5	5	1	6	28	1.1		

Games played: 25  
Minutes/game: 7.8  
Points/game: 1.1  
FG Pct: 18.4  
3FG Pct: 14.0  
FT Pct: 57.1

Rebounds/game: 0.3  
Assists/game: 0.2  
Turnovers/game: 0.2  
Assist/turnover ratio: 1.0  
Steals/game: 0.2  
Blocks/game: 0.0



# 23 Jordan Williams

Guard

So. ▶ 6-6 ▶ 195  
Dallas, TX ▶  
(Kimball HS)

### ↳ CAREER HIGHS

Points: 31, at Louisiana -- 01/31/13  
Rebounds: 8, at Texas -- 11/29/11; Sam Houston State -- 12/10/11; at Arkansas State -- 2/2/13  
Assists: 5, vs La Sierra -- 12/02/11  
Steals: 4, at Mississippi State -- 11/27/11  
Blocks: 3, ULM -- 1/5/13; Cameron -- 11/16/12  
FG made: 12, at Louisiana -- 01/31/13  
FG attempts: 19, Western Kentucky -- 2/7/13  
3FG made: 7, at Troy -- 02/16/13  
3FG attempts: 9, at Troy -- 02/16/13  
FT made: 8, at Florida Atlantic -- 1/19/13; Middle Tennessee -- 1/24/13  
FT attempts: 11, at Louisiana -- 01/31/13

**North Texas 2012-13:** Averaging 20.2 PPG on 46.8 FG%, 48.1 3FG% in last 9 games ... 25 points on 7-of-9 from 3-point at Troy - 7 3-pointers tied for 5th most in NT history ... Team-season high & career high 31 points at ULL ... Leads NT with 16.3 PPG in SBC play, which ranks 4th in the league ... 22 straight free throw makes ended vs UALR (spanned 5 games) ... Shooting 75.2% from the stripe, which ranks 12th in SBC ... Career 144-of-296 (48.6 percent) from inside the 3-point arc ... 33 career double-digit games ... Then career-high 26 point explosion in NIT Season Tip-Off opener ... **2011-12:** Averaged 12.4 points per game after moving into "sixth-man" role ... 23 3-pointers second at NT only to Brandan Walton (54) ... Missed the season's final 13 games ... NT's fourth leading rebounder at 4.0 per game ... Posted two clutch steals in OT to help seal win over South Alabama ... 11 double-figure games, including 19 points in 18 minutes vs Troy ... 17 points, 7 rebounds at Loyola Marymount ... 16 points on 6-of-12 shooting in collegiate debut against St. Gregory's.

### ↳ 2012-13 STATS

Opponent	Date	gs	min	Total		3-Pointers		Free throws		Rebounds				Other				pts	avg		
				fg-fga	pct	3fg-fga	pct	ft-fta	pct	off	def	tot	avg	pf	a	t/o	blk			stl	
at Creighton	11/09/12	*	30	4-14	.286	0-5	.000	1-3	.333	4	1	5	5.0	3	1	5	0	0	9	9.0	
vs Alabama-Huntsville	11/12/12	*	36	8-16	.500	3-8	.375	7-7	1.000	3	1	4	4.5	4	1	2	2	2	26	17.5	
vs Lamar	11/13/12	*	18	2-7	.286	0-2	.000	2-2	1.000	1	1	2	3.7	2	3	2	0	2	6	13.7	
CAMERON	11/16/12	*	25	4-12	.333	1-5	.200	2-3	.667	1	1	2	3.3	1	0	2	3	0	11	13.0	
vs IUPUI	11/19/12	*	28	4-8	.500	3-3	1.000	2-3	.667	2	3	5	3.6	3	1	3	0	0	13	13.0	
at Virginia	11/20/12	*	28	4-15	.267	0-6	.000	4-5	.800	2	0	2	3.3	4	0	4	0	0	12	12.8	
UT ARLINGTON	11/28/12	*	26	2-9	.222	0-4	.000	3-4	.750	1	2	3	3.3	2	0	4	0	0	7	12.0	
LOUISIANA	12/1/12	*	28	5-12	.417	1-3	.333	0-0	.000	1	1	2	3.1	1	0	1	0	2	11	11.9	
at Saint Louis	12/5/12		20	0-4	.000	0-0	.000	0-0	.000	0	3	3	3.1	2	0	1	0	0	0	10.6	
JACKSON STATE	12/8/12		25	4-10	.400	1-4	.250	2-2	1.000	0	4	4	3.2	2	1	0	0	0	11	10.6	
SOUTHEASTERN LA.	12/16/12		15	4-6	.667	0-1	.000	0-1	.000	2	2	4	3.3	2	0	1	0	0	8	10.4	
LEHIGH	12/20/12	*	27	4-10	.400	0-2	.000	4-5	.800	3	4	7	3.6	1	2	1	0	1	12	10.5	
at Western Kentucky	12/29/12		27	7-13	.538	3-4	.750	1-1	1.000	0	0	0	3.3	3	1	2	0	0	18	11.1	
at Middle Tennessee	12/31/12	*	40	5-14	.357	1-7	.143	4-6	.667	1	2	3	3.3	1	0	1	0	1	15	11.4	
TROY	1/3/13	*	35	4-8	.500	0-1	.000	4-5	.800	3	3	6	3.5	1	2	0	1	0	12	11.4	
ULM	1/5/13	*	37	6-12	.500	2-4	.500	2-3	.667	0	1	1	3.3	1	1	3	3	0	16	11.7	
at UALR	1/10/13	*	32	3-6	.500	0-1	.000	3-5	.600	1	3	4	3.4	1	1	5	1	0	9	11.5	
SOUTH ALABAMA	1/12/13	*	33	4-10	.400	1-3	.333	4-4	1.000	2	4	6	3.5	4	0	1	2	2	13	11.6	
at FIU	01/17/13	*	31	2-6	.333	0-1	.000	0-0	.000	1	1	2	3.4	5	1	3	0	1	4	11.2	
at Florida Atlantic	1/19/13	*	41	3-8	.375	0-1	.000	8-8	1.000	2	1	3	3.4	3	3	4	0	1	14	11.4	
MIDDLE TENNESSEE	1/24/13	*	38	5-16	.313	2-7	.286	8-8	1.000	1	3	4	3.4	2	0	2	0	2	20	11.8	
UALR	1/26/13	*	35	7-15	.467	3-6	.500	5-8	.625	1	4	5	3.5	5	0	2	1	1	22	12.2	
at Louisiana	01/31/13	*	38	12-17	.706	2-4	.500	5-11	.455	2	0	2	3.4	0	1	1	2	1	31	13.0	
at Arkansas State	2/2/13	*	39	6-15	.400	3-7	.429	3-4	.750	4	4	8	3.6	4	1	0	0	1	18	13.3	
WESTERN KENTUCKY	2/7/13	*	37	5-19	.263	3-8	.375	2-3	.667	2	4	6	3.7	3	0	0	0	0	15	13.3	
FIU	2/9/13	*	39	4-6	.667	1-2	.500	6-10	.600	1	3	4	3.7	0	2	2	2	1	15	13.4	
at ULM	02/14/13	*	34	7-12	.583	3-5	.600	5-6	.833	1	0	1	3.6	4	0	5	0	0	22	13.7	
at Troy	02/16/13	*	35	9-11	.818	7-9	.778	0-0	.000	0	1	1	3.5	3	1	4	0	0	25	14.1	
FLORIDA ATLANTIC	2/21/13	*	44	3-13	.231	1-4	.250	7-8	.875	2	3	5	3.6	0	0	4	0	1	14	14.1	
Totals			25	921	137-324	.423	41-117	.350	94-125	.752	44	60	104	3.6	67	23	65	17	19	409	14.1

### ↳ CAREER STATS

Season	gp-gs	min/avg	Total		3-Point		F-Throws		Rebounds				Scoring							
			fg-fga	pct	fg-fga	pct	ft-fta	pct	off	def	tot	avg	pf	fo	ast	to	blk	stl	pts	avg
2011-12	19-13	480/25.3	71-173	.410	23-84	.274	42-54	.778	36	40	76	4.0	39	0	25	41	9	21	207	10.9
2012-13	29-25	921/31.8	137-324	.423	41-117	.350	94-125	.752	44	60	104	3.6	67	2	23	65	17	19	409	14.1
TOTAL	48-38	1401/29.2	208-497	.419	64-201	.318	136-179	.760	80	100	180	3.8	106	2	48	106	26	40	616	12.8



# 25 Niko Stojiljkovic

Forward

Sr. ▶ 6-9 ▶ 215  
Paris, France ▶  
(Lon Morris College)

### ↳ CAREER HIGHS

Points: 13, at FIU -- 01/17/13  
Rebounds: 10, Troy -- 12/31/11  
Assists: 4, at Arkansas State -- 01/07/12; Troy -- 12/31/11  
Steals: 2, 4 times  
Blocks: 1, 6 times  
FG made: 5, Middle Tennessee -- 1/24/13  
FG attempts: 9, Middle Tennessee -- 1/24/13  
3FG made: 2, at FIU -- 01/17/13  
3FG attempts: 4, Middle Tennessee -- 1/24/13  
FT made: 5, at FIU -- 01/17/13  
FT attempts: 7, at FIU -- 01/17/13

**North Texas 2012-13:** Just missed first career double-double with 12 points, 9 rebounds vs MTSU ... One of the team's best free throw shooters at 76.9% ... Career-best 13 points on 3-of-5 shooting at FIU ... Solid 3-of-3 shooting for season-high tying 6 points vs Troy ... First start of 2012-13 vs Lehigh ... Season best 6 points on 2-of-3 shooting at SLU ... **2011-12:** Went 4-of-7 (57.1 percent) from the floor in the Sun Belt Tournament ... Earned five starts on the year, and saw action in 31 of 32 games ... Despite ranking 11th at NT in minutes, Niko finished 7th on the team in free throw attempts (25-of-43) and 6th in offensive boards (31) ... Just 1 point shy of being NT's eighth 100 point player on the year (3.2 point per game average) ... 4-of-5 shooting for 8 points at FIU ... 3 points shy of double-double vs Troy - career-high 10 boards ... 8 points, 1 block in 11 minutes vs Sam Houston State.

### ↳ 2012-13 STATS

Opponent	Date	qs	min	Total		3-Pointers		Free throws		Rebounds					pts		avg				
				fg-fga	pct	3fg-fga	pct	ft-fta	pct	off	def	tot	avg	pf	a	t/o		blk	stl		
at Creighton	11/09/12		6	0-0	.000	0-0	.000	0-0	.000	0	0	0	0.0	2	0	0	0	0	0	0	0.0
vs Alabama-Huntsville	11/12/12		1	0-0	.000	0-0	.000	0-0	.000	0	0	0	0.0	0	0	0	0	0	0	0	0.0
vs Lamar	11/13/12		7	0-1	.000	0-0	.000	0-0	.000	0	1	1	0.3	0	1	0	0	1	0	0	0.0
CAMERON	11/16/12		10	0-4	.000	0-2	.000	0-0	.000	3	0	3	1.0	1	0	0	0	0	0	0	0.0
vs IUPUI	11/19/12		5	1-3	.333	0-0	.000	0-0	.000	2	0	2	1.2	0	0	0	0	0	0	2	0.4
at Virginia	11/20/12		4	0-0	.000	0-0	.000	0-0	.000	0	0	0	1.0	1	0	1	0	0	0	0	0.3
UT ARLINGTON	11/28/12		3	0-1	.000	0-1	.000	0-1	.000	0	0	0	0.9	1	0	0	0	0	0	0	0.3
LOUISIANA	12/1/12		3	0-1	.000	0-0	.000	0-0	.000	1	1	2	1.0	1	0	0	0	0	0	0	0.3
at Saint Louis	12/5/12		14	2-3	.667	1-1	1.000	1-1	1.000	0	4	4	1.3	2	0	0	0	0	0	6	0.9
JACKSON STATE	12/8/12		3	0-0	.000	0-0	.000	0-0	.000	0	0	0	1.2	0	1	0	0	0	0	0	0.8
SOUTHEASTERN LA.	12/16/12		7	0-1	.000	0-0	.000	0-0	.000	0	1	1	1.2	2	0	1	0	1	0	0	0.7
LEHIGH	12/20/12	*	10	0-1	.000	0-1	.000	0-0	.000	0	0	0	1.1	4	0	3	0	2	0	0	0.7
at Western Kentucky	12/29/12		9	1-1	1.000	0-0	.000	0-0	.000	1	2	3	1.2	0	0	1	0	0	0	2	0.8
at Middle Tennessee	12/31/12		18	0-3	.000	0-1	.000	4-4	1.000	0	0	0	1.1	2	3	0	0	0	0	4	1.0
TROY	1/3/13		23	3-3	1.000	0-0	.000	0-0	.000	0	3	3	1.3	0	2	1	0	1	0	6	1.3
ULM	1/5/13		17	0-4	.000	0-2	.000	2-2	1.000	0	3	3	1.4	2	1	0	0	2	2	2	1.4
at UALR	1/10/13		17	0-1	.000	0-0	.000	0-0	.000	0	3	3	1.5	2	3	3	0	0	0	0	1.3
SOUTH ALABAMA	1/12/13		1	0-0	.000	0-0	.000	0-0	.000	0	0	0	1.4	0	0	0	0	0	0	0	1.2
at FIU	01/17/13		23	3-5	.600	2-2	1.000	5-7	.714	0	5	5	1.6	0	2	1	1	0	0	13	1.8
at Florida Atlantic	1/19/13	*	32	0-3	.000	0-2	.000	2-2	1.000	0	4	4	1.7	3	0	0	1	1	2	1.9	2.1
MIDDLE TENNESSEE	1/24/13	*	34	5-9	.556	1-4	.250	1-3	.333	2	7	9	2.0	2	2	2	0	1	12	2.3	2.3
UALR	1/26/13	*	18	0-6	.000	0-3	.000	2-2	1.000	1	3	4	2.1	3	3	3	0	0	2	2.3	2.3
at Louisiana	01/31/13	*	12	0-0	.000	0-0	.000	0-0	.000	0	1	1	2.1	0	1	1	0	0	0	0	2.2
at Arkansas State	2/2/13		21	1-3	.333	1-1	1.000	1-2	.500	1	2	3	2.1	2	0	0	0	0	4	2.3	2.3
WESTERN KENTUCKY	2/7/13		7	0-1	.000	0-1	.000	0-0	.000	0	0	0	2.0	1	0	1	0	0	0	0	2.2
FIU	2/9/13	*	22	3-4	.750	0-0	.000	2-2	1.000	0	4	4	2.1	1	3	3	0	1	8	2.4	2.4
at ULM	02/14/13	*	17	1-2	.500	1-2	.500	0-0	.000	0	1	1	2.1	1	2	1	1	0	3	2.4	2.4
at Troy	02/16/13		9	0-2	.000	0-0	.000	0-0	.000	0	0	0	2.0	1	0	0	0	0	0	0	2.4
FLORIDA ATLANTIC	2/21/13		14	0-2	.000	0-1	.000	0-0	.000	0	4	4	2.1	1	0	0	0	0	0	0	2.3
Totals			7	367	20-64	.313	6-24	.250	20-26	.769	11	49	60	2.1	35	24	22	3	10	66	2.3

### ↳ CAREER STATS

Season	gp-gs		Total		3-Point		F-Throws		Rebounds					Scoring						
	gp-gs	min/avg	fg-fga	pct	fg-fga	pct	ft-fta	pct	off	def	tot	avg	pf	fo	ast	to	blk	stl	pts	avg
2011-12	31-5	344/11.1	36-84	.429	2-10	.200	25-43	.581	31	50	81	2.6	43	0	25	26	3	10	99	3.2
2012-13	29-7	367/12.7	20-64	.313	6-24	.250	20-26	.769	11	49	60	2.1	35	0	24	22	3	10	66	2.3
TOTAL	60-12	711/11.9	56-148	.378	8-34	.235	45-69	.652	42	99	141	2.4	78	0	49	48	6	20	165	2.8



# 32 Roger Franklin

Guard

Sr. ▶ 6-5 ▶ 220  
Duncanville, TX ▶  
(Oklahoma State)

## ↳ CAREER HIGHS

Points: 29, at FIU -- 01/17/13  
Rebounds: 15, at ULM -- 01/14/12  
Assists: 4, at UALR -- 02/23/12  
Steals: 4, ULM -- 1/5/13  
Blocks: 4, at ULM -- 02/14/13  
FG made: 11, at FIU -- 01/17/13  
FG attempts: 15, 4 times  
3FG made: 1, 5 times  
3FG attempts: 3, at Texas -- 11/29/11  
FT made: 11, FIU -- 2/9/13  
FT attempts: 13, Denver -- 01/21/12

**North Texas: 2012-13:** Averaging 16.1 PPG on 53.7 FG%, 79.6 FT% shooting in last 11 games ... Double figures in 11 of last 12 ... Shooting a team-best 48.9 percent ... 11-of-11 from stripe vs. FIU ... Buzzer-beating tip-in at FAU forced overtime ... Exploded for career-high 29 points on 11-of-15 shooting at FIU (previous high was 20) ... Only player on the roster to start every game in 2012-13 ... 6th career double-double vs UALR ... 16 points vs Alabama-Huntsville on 7-of-12 ... **2011-12:** Four double-doubles in '11-12 tied for sixth most in the Sun Belt ... 5.0 rebounds per game rank second at NT ... 16 double-digit scoring games, including career-high 20 vs WKU ... Shot 46.2 percent in the SBC Tourney ... Reached double-figures in 9 of last 15 games, including double-doubles in three of those ... Started 16 games, and appeared in all 32 ... 14th in SBC with 5.7 rebounds per league game ... 15 rebounds at ULM are the fifth most by an SBC player ... 11 of 16 blocks came in Sun Belt play ... First double-double at Texas with 13 points, 12 rebounds.

## ↳ 2012-13 STATS

Opponent	Date	qs	min	Total		3-Pointers		Free throws		Rebounds				Scoring							
				fg-fga	pct	3fg-fga	pct	ft-fga	pct	off	def	tot	avg	pf	a	t/o	blk	stl	pts	avg	
at Creighton	11/09/12	*	22	4-8	.500	0-1	.000	0-0	.000	1	4	5	5.0	2	1	0	0	1	8	8.0	
vs Alabama-Huntsville	11/12/12	*	31	7-12	.583	0-0	.000	2-2	1.000	4	5	9	7.0	4	1	1	0	1	16	12.0	
vs Lamar	11/13/12	*	16	0-1	.000	0-0	.000	1-2	.500	0	1	1	5.0	2	0	1	0	0	1	8.3	
CAMERON	11/16/12	*	18	1-3	.333	0-0	.000	0-0	.000	2	4	6	5.3	4	1	2	0	0	2	6.8	
vs IUPUI	11/19/12	*	24	6-8	.750	0-0	.000	1-2	.500	3	7	10	6.2	2	1	0	1	0	13	8.0	
at Virginia	11/20/12	*	21	1-5	.200	0-0	.000	3-4	.750	4	2	6	6.2	2	1	2	2	1	5	7.5	
UT ARLINGTON	11/28/12	*	31	4-6	.667	1-1	1.000	2-5	.400	2	7	9	6.6	5	1	2	1	2	11	8.0	
LOUISIANA	12/1/12	*	34	6-7	.857	0-0	.000	2-4	.500	4	1	5	6.4	3	0	6	0	0	14	8.8	
at Saint Louis	12/5/12	*	30	1-10	.100	0-0	.000	4-4	1.000	2	2	4	6.1	3	1	3	0	0	6	8.4	
JACKSON STATE	12/8/12	*	26	3-6	.500	0-0	.000	7-9	.778	2	5	7	6.2	1	1	1	0	2	13	8.9	
SOUTHEASTERN LA.	12/16/12	*	29	6-11	.545	0-0	.000	0-0	.000	1	5	6	6.2	1	0	0	2	1	12	9.2	
LEHIGH	12/20/12	*	22	4-10	.400	0-0	.000	1-1	1.000	2	4	6	6.2	1	0	1	2	1	9	9.2	
at Western Kentucky	12/29/12	*	18	2-6	.333	0-0	.000	2-2	1.000	1	2	3	5.9	5	0	2	0	0	6	8.9	
at Middle Tennessee	12/31/12	*	22	5-12	.417	0-1	.000	1-1	1.000	0	4	4	5.8	2	0	1	0	0	11	9.1	
TROY	1/3/13	*	23	4-11	.364	1-1	1.000	1-2	.500	0	6	6	5.8	2	1	3	0	3	10	9.1	
ULM	1/5/13	*	32	3-6	.500	0-0	.000	2-5	.400	4	0	4	5.7	2	3	1	1	4	8	9.1	
at UALR	1/10/13	*	26	3-10	.300	0-1	.000	2-2	1.000	1	6	7	5.8	2	0	0	0	0	8	9.0	
SOUTH ALABAMA	1/12/13	*	25	2-7	.286	0-0	.000	6-8	.750	1	6	7	5.8	5	1	0	1	0	10	9.1	
at FIU	01/17/13	*	38	11-15	.733	0-0	.000	7-8	.875	2	6	8	5.9	3	2	4	0	3	29	10.1	
at Florida Atlantic	1/19/13	*	39	5-9	.556	0-0	.000	2-2	1.000	1	6	7	6.0	3	1	1	2	1	12	10.2	
MIDDLE TENNESSEE	1/24/13	*	31	6-8	.750	1-1	1.000	1-2	.500	0	3	3	5.9	5	1	2	1	1	14	10.4	
UALR	1/26/13	*	39	8-15	.533	0-1	.000	4-6	.667	7	5	12	6.1	1	0	2	0	1	20	10.8	
at Louisiana	01/31/13	*	26	4-10	.400	0-0	.000	2-2	1.000	1	3	4	6.0	4	1	4	0	2	10	10.8	
at Arkansas State	2/2/13	*	33	3-9	.333	0-1	.000	1-2	.500	1	9	10	6.2	5	0	3	0	2	7	10.6	
WESTERN KENTUCKY	2/7/13	*	33	5-15	.333	0-0	.000	2-3	.667	4	3	7	6.2	2	1	2	0	2	12	10.7	
FIU	2/9/13	*	36	5-8	.625	0-1	.000	11-11	1.000	0	5	5	6.2	4	3	3	3	0	21	11.1	
at ULM	02/14/13	*	37	8-14	.571	0-0	.000	6-8	.750	3	8	11	6.4	2	3	1	4	1	22	11.5	
at Troy	02/16/13	*	35	3-7	.429	0-0	.000	4-6	.667	1	4	5	6.3	3	3	3	1	1	10	11.4	
FLORIDA ATLANTIC	2/21/13	*	40	8-13	.615	1-1	1.000	3-4	.750	3	6	9	6.4	3	1	1	1	1	20	11.7	
Totals			29	837	128-262	.489	4-10	.400	80-107	.748	57	129	186	6.4	83	29	52	22	31	340	11.7

## ↳ CAREER STATS

Season	gp-gs	min/avg	Total		3-Point		F-Throws		Rebounds				Scoring							
			fg-fga	pct	fg-fga	pct	ft-fga	pct	off	def	tot	avg	pf	fo	ast	to	blk	stl	pts	avg
2011-12	32-16	754/23.6	102-248	.411	1-7	.143	58-86	.674	45	115	160	5.0	71	0	37	44	16	18	263	8.2
2012-13	29-29	837/28.9	128-262	.489	4-10	.400	80-107	.748	57	129	186	6.4	83	5	29	52	22	31	340	11.7
TOTAL	61-45	1591/26.1	230-510	.451	5-17	.294	138-193	.715	102	244	346	5.7	154	5	66	96	38	49	603	9.9



# 44 Keith Coleman

**Forward/Center**

**So. ▶ 6-10 ▶ 245  
Philadelphia, PA ▶  
(Marshalltown CC)**

### ↳ CAREER HIGHS

Points: 5, at Louisiana -- 01/31/13; Cameron -- 11/16/12  
Rebounds: 7, vs Lamar -- 11/13/12  
Assists: 1, 4 times  
Steals: 1, 5 times  
Blocks: 3, Cameron -- 11/16/12  
FG made: 2, Cameron -- 11/16/12; at Virginia -- 11/20/12  
FG attempts: 6, Cameron -- 11/16/12  
FT made: 3, at Louisiana -- 01/31/13  
FT attempts: 4, at Louisiana -- 01/31/13; Western Kentucky -- 2/7/13

**North Texas 2012-13:** 7 boards in win over Lamar ... Saw first career action at Creighton, tallied 2 pts & 5 boards ... **Marshalltown CC:** Was rated by Hot100Hoops.com as one of the nation's top-25 junior college players ... Originally signed with Nebraska ... Racked up averages of 8.0 points, 7.1 rebounds and 1.8 assists per game last year for Marshalltown (Iowa) CC ...

Will have three years of eligibility remaining for the Mean Green ... Tallied three double-doubles last season for the Tigers, including a 17-point, 13-rebound outing against Southwestern (Iowa) CC ... Shot 57.1 percent from the floor on the year and was named Honorable Mention All-Region XI.

### ↳ 2012-13 STATS

Opponent	Date	qs	min	Total		3-Pointers		Free throws		Rebounds				pf	a	t/o	blk	stl	pts	avg	
				fg-fga	pct	3fg-fga	pct	ft-fita	pct	off	def	tot	avg								
at Creighton	11/09/12		12	1-2	.500	0-0	.000	0-1	.000	2	3	5	5.0	2	0	2	0	1	2	2.0	
vs Alabama-Huntsville	11/12/12		8	0-2	.000	0-0	.000	2-2	1.000	1	2	3	4.0	2	0	0	0	0	2	2.0	
vs Lamar	11/13/12		19	1-5	.200	0-0	.000	0-1	.000	1	6	7	5.0	1	1	3	1	1	2	2.0	
CAMERON	11/16/12		17	2-6	.333	0-0	.000	1-2	.500	2	2	4	4.8	1	0	1	3	0	5	2.8	
vs IUPUI	11/19/12		3	0-1	.000	0-0	.000	0-0	.000	0	0	0	3.8	2	0	0	0	0	0	2.2	
at Virginia	11/20/12		7	2-2	1.000	0-0	.000	0-0	.000	1	0	1	3.3	1	0	1	0	0	4	2.5	
UT ARLINGTON	11/28/12		4	0-0	.000	0-0	.000	0-0	.000	0	0	0	2.9	1	0	0	0	0	0	2.1	
LOUISIANA	12/1/12		6	0-0	.000	0-0	.000	0-0	.000	0	0	0	2.5	1	0	0	0	0	0	1.9	
at Saint Louis	12/5/12		7	1-1	1.000	0-0	.000	0-0	.000	0	1	1	2.3	1	0	0	0	0	2	1.9	
JACKSON STATE	12/8/12		9	1-2	.500	0-0	.000	0-0	.000	0	2	2	2.3	2	0	0	0	0	2	1.9	
SOUTHEASTERN LA.	12/16/12		6	0-2	.000	0-0	.000	0-0	.000	0	0	0	2.1	1	0	1	1	0	0	1.7	
LEHIGH	12/20/12		3	0-0	.000	0-0	.000	0-2	.000	0	0	0	1.9	0	0	0	0	0	0	1.6	
at Western Kentucky	12/29/12		9	0-3	.000	0-0	.000	0-0	.000	0	3	3	2.0	2	0	0	1	0	0	1.5	
at Middle Tennessee	12/31/12		4	0-0	.000	0-0	.000	0-0	.000	0	1	1	1.9	1	0	0	1	0	0	1.4	
ULM	1/5/13		5	1-1	1.000	0-0	.000	1-2	.500	0	0	0	1.8	0	0	1	0	0	3	1.5	
at UALR	1/10/13		17	1-3	.333	0-0	.000	0-0	.000	0	1	1	1.8	0	0	0	0	0	2	1.5	
SOUTH ALABAMA	1/12/13		8	0-0	.000	0-0	.000	0-0	.000	1	0	1	1.7	4	0	0	0	0	0	1.4	
at FIU	01/17/13		5	0-1	.000	0-0	.000	0-0	.000	0	0	0	1.6	0	1	1	0	0	0	1.3	
at Florida Atlantic	1/19/13		9	0-2	.000	0-0	.000	0-0	.000	0	2	2	1.6	0	0	0	0	0	0	1.3	
MIDDLE TENNESSEE	1/24/13		6	0-0	.000	0-0	.000	0-0	.000	0	0	0	1.6	1	0	0	0	1	0	1.2	
UALR	1/26/13		8	0-1	.000	0-0	.000	0-0	.000	0	0	0	1.5	0	0	1	1	0	0	1.1	
at Louisiana	01/31/13		10	1-3	.333	0-0	.000	3-4	.750	0	1	1	1.5	0	0	1	1	1	5	1.3	
at Arkansas State	2/2/13		5	1-2	.500	0-0	.000	0-0	.000	1	2	3	1.5	2	0	1	1	0	2	1.3	
WESTERN KENTUCKY	2/7/13		17	0-1	.000	0-0	.000	1-4	.250	0	2	2	1.5	3	0	1	1	0	1	1.3	
FIU	2/9/13		14	0-0	.000	0-0	.000	0-0	.000	1	3	4	1.6	2	1	2	0	0	0	1.3	
at ULM	02/14/13		7	1-1	1.000	0-0	.000	0-0	.000	1	0	1	1.6	3	0	2	0	0	2	1.3	
at Troy	02/16/13		3	0-0	.000	0-0	.000	0-0	.000	0	1	1	1.6	4	0	0	0	0	0	1.3	
FLORIDA ATLANTIC	2/21/13	*	12	1-3	.333	0-0	.000	0-0	.000	2	3	5	1.7	2	1	3	0	0	2	1.3	
Totals			1	240	14-44	.318	0-0	.000	8-18	.444	13	35	48	1.7	39	4	21	11	4	36	1.3

Games played: 28  
Minutes/game: 8.6  
Points/game: 1.3  
FG Pct: 31.8  
FT Pct: 44.4

Rebounds/game: 1.7  
Assists/game: 0.1  
Turnovers/game: 0.8  
Assist/turnover ratio: 0.2  
Steals/game: 0.1  
Blocks/game: 0.4

2012-13 SEASON STATS TEAM/INDIVIDUAL

RECORD:	OVERALL	HOME	AWAY	NEUTRAL
ALL GAMES	11-18	7-7	2-10	2-1
CONFERENCE	6-12	4-5	2-7	0-0
NON-CONFERENCE	5-6	3-2	0-3	2-1

#	Player	gp-gs	min	avg	Total		3-Point		F-Throw		Rebounds				pf	dq	a	to	blk	stl	pts	avg						
					fg-fga	fg%	3fg-fga	3fg%	ft-fga	ft%	off	def	tot	avg														
23	Williams, Jordan	29-25	921	31.8	137-324	.423	41-117	.350	94-125	.752	44	60	104	3.6	67	2	23	65	17	19	409	14.1						
13	Mitchell, Tony	29-26	933	32.2	130-294	.442	27-93	.290	98-142	.690	70	167	237	8.2	87	3	23	72	79	30	385	13.3						
32	Franklin, Roger	29-29	837	28.9	128-262	.489	4-10	.400	80-107	.748	57	129	186	6.4	83	5	29	52	22	31	340	11.7						
03	Williams, Alzee	26-20	904	34.8	99-237	.418	5-16	.313	75-104	.721	36	49	85	3.3	29	0	40	31	3	12	278	10.7						
05	Jones, Chris	13-13	358	27.5	48-118	.407	3-16	.188	33-46	.717	12	36	48	3.7	34	0	65	35	0	29	132	10.2						
01	Holmen, Jacob	15-7	235	15.7	32-84	.381	10-31	.323	10-13	.769	22	30	52	3.5	20	0	4	10	5	4	84	5.6						
04	Hardwick, P.J.	29-15	679	23.4	39-92	.424	0-1	.000	34-45	.756	13	76	89	3.1	70	2	75	62	0	23	112	3.9						
11	Patton, Justin	19-2	192	10.1	17-53	.321	1-8	.125	26-35	.743	10	23	33	1.7	23	0	7	14	0	7	61	3.2						
25	Stojiljkovic, Niko	29-7	367	12.7	20-64	.313	6-24	.250	20-26	.769	11	49	60	2.1	35	0	24	22	3	10	66	2.3						
44	Coleman, Keith	28-1	240	8.6	14-44	.318	0-0	.000	8-18	.444	13	35	48	1.7	39	0	4	21	11	4	36	1.3						
22	Overlander, Clarke	25-0	194	7.8	9-49	.184	6-43	.140	4-7	.571	1	7	8	0.3	28	0	5	5	1	6	28	1.1						
10	Mitchell, Austin	16-0	15	0.9	0-1	.000	0-0	.000	0-0	.000	1	2	3	0.2	0	0	0	2	0	1	0	0.0						
02	Walton, Brandon	1-0	1	1.0	0-0	.000	0-0	.000	0-0	.000	0	0	0	0.0	0	0	0	0	0	0	0	0.0						
Team											64	47	111	2		13												
Total.....		29	5876		673-1622	.415	103-359	.287	482-668	.722	354	710	1064	36.7	517	12	299	404	141	176	1931	66.6						
Opponents.....		29	5876		707-1667	.424	197-518	.380	397-585	.679	340	688	1028	35.4	536	-	355	376	101	194	2008	69.2						

TEAM STATISTICS

	NT	OPP	Date	Opponent	Score	Att.
SCORING	1931	2008	11/09/12	at Creighton	L 51-71	17139
Points per game	66.6	69.2	11/12/12	vs Alabama-Huntsville	L 75-78	12068
Scoring margin	-2.7	-	11/13/12	vs Lamar	W 74-59	12006
FIELD GOALS-ATT	673-1622	707-1667	11/16/12	CAMERON	W 78-49	2673
Field goal pct	.415	.424	11/19/12	vs IUPUI	W 80-66	1444
3 POINT FG-ATT	103-359	197-518	11/20/12	at Virginia	L 64-80	1745
3-point FG pct	.287	.380	11/28/12	UT ARLINGTON	L 59-72	4832
3-pt FG made per game	3.6	6.8	* 12/11/12	LOUISIANA	L 76-80	3631
FREE THROWS-ATT	482-668	397-585	12/5/12	at Saint Louis	L 63-67	4817
Free throw pct	.722	.679	12/8/12	JACKSON STATE	W 83-65	2872
F-Throws made per game	16.6	13.7	12/16/12	SOUTHEASTERN LA.	W 45-40	2645
REBOUNDS	1064	1028	12/20/12	LEHIGH	L 75-90	4955
Rebounds per game	36.7	35.4	* 12/29/12	at Western Kentucky	L 64-70	4776
Rebounding margin	+1.2	-	* 12/31/12	at Middle Tennessee	L 57-75	3872
ASSISTS	299	355	* 1/3/13	TROY	W 76-59	2338
Assists per game	10.3	12.2	* 1/5/13	ULM	L 68-81	3361
TURNOVERS	404	376	* 1/10/13	at UALR	L 53-67	3288
Turnovers per game	13.9	13.0	* 1/12/13	SOUTH ALABAMA	W 66-56	3642
Turnover margin	-1.0	-	* 01/17/13	at FIU	L 64-70	1109
Assist/turnover ratio	0.7	0.9	* 1/19/13	at Florida Atlantic	Wot 61-59	1797
STEALS	176	194	* 1/24/13	MIDDLE TENNESSEE	L 64-72	3423
Steals per game	6.1	6.7	* 1/26/13	UALR	L 57-62	3997
BLOCKS	141	101	* 01/31/13	at Louisiana	L 74-105	2294
Blocks per game	4.9	3.5	* 2/2/13	at Arkansas State	Lot 66-75	3786
ATTENDANCE	49926	72999	* 2/7/13	WESTERN KENTUCKY	L 59-70	3528
Home games-Avg/Game	14-3566	12-3957	* 2/9/13	FIU	W 77-67	5497
Neutral site-Avg/Game	-	3-8506	* 02/14/13	at ULM	L 73-85	904
			* 02/16/13	at Troy	W 63-61	1954
			* 2/21/13	FLORIDA ATLANTIC	Wot 66-57	2532

Score by Periods	1st	2nd	OT	Totals
North Texas	919	988	24	1931
Opponents	939	1047	22	2008

\* = Conference game

2012-13 SEASON STATS SUN BELT ONLY

RECORD:	OVERALL	HOME	AWAY	NEUTRAL
ALL GAMES	6-12	4-5	2-7	0-0
CONFERENCE	6-12	4-5	2-7	0-0
NON-CONFERENCE	0-0	0-0	0-0	0-0

#	Player	gp-gs	min	avg	Total		3-Point		F-Throw		Rebounds				pf	dq	a	to	blk	stl	pts	avg	
					fg-fga	fg%	3fg-fga	3fg%	ft-fta	ft%	off	def	tot	avg									
05	Jones, Chris	2-2	64	32.0	10-19	.526	1-3	.333	12-15	.800	3	5	8	4.0	5	0	8	3	0	9	33	16.5	
23	Williams, Jordan	18-17	643	35.7	97-213	.455	33-77	.429	67-90	.744	25	38	63	3.5	41	2	14	40	12	14	294	16.3	
32	Franklin, Roger	18-18	567	31.5	91-182	.500	3-8	.375	59-78	.756	34	83	117	6.5	56	4	21	39	14	22	244	13.6	
13	Mitchell, Tony	18-17	603	33.5	72-172	.419	16-56	.286	56-81	.691	38	99	137	7.6	56	2	16	53	51	14	216	12.0	
03	Williams, Alzee	15-10	544	36.3	53-129	.411	4-13	.308	42-56	.750	21	26	47	3.1	17	0	25	24	2	5	152	10.1	
04	Hardwick, P.J.	18-15	521	28.9	30-72	.417	0-0	.000	30-37	.811	6	59	65	3.6	50	2	57	50	0	11	90	5.0	
11	Patton, Justin	10-2	128	12.8	14-35	.400	0-2	.000	17-23	.739	8	17	25	2.5	12	0	3	13	0	4	45	4.5	
01	Holmen, Jacob	4-2	49	12.3	5-17	.294	3-8	.375	2-4	.500	6	5	11	2.8	7	0	2	5	3	1	15	3.8	
25	Stojiljkovic, Niko	18-6	297	16.5	17-50	.340	5-19	.263	19-24	.792	6	43	49	2.7	22	0	22	17	3	6	58	3.2	
22	Overlander, Clarke	14-0	108	7.7	6-22	.273	4-18	.222	4-7	.571	0	5	5	0.4	19	0	1	3	0	1	20	1.4	
44	Coleman, Keith	17-1	145	8.5	6-21	.286	0-0	.000	5-10	.500	6	19	25	1.5	25	0	3	13	6	2	17	1.0	
10	Mitchell, Austin	9-0	7	0.8	0-0	.000	0-0	.000	0-0	.000	0	1	1	0.1	0	0	0	2	0	0	0	0.0	
Team											31	30	61		1		10						
Total.....		18	3676		401-932	.430	69-204	.338	313-425	.736	184	430	614	34.1	311	10	172	272	91	89	1184	65.8	
Opponents.....		18	3676		459-1047	.438	122-320	.381	231-350	.660	214	399	613	34.1	317	-	220	211	58	130	1271	70.6	

TEAM STATISTICS	NT	OPP	Date	Opponent	Score	Att.
SCORING	1184	1271	* 12/1/12	LOUISIANA	L 76-80	3631
Points per game	65.8	70.6	* 12/29/12	at Western Kentucky	L 64-70	4776
Scoring margin	-4.8	-	* 12/31/12	at Middle Tennessee	L 57-75	3872
FIELD GOALS-ATT	401-932	459-1047	* 1/3/13	TROY	W 76-59	2338
Field goal pct	.430	.438	* 1/5/13	ULM	L 68-81	3361
3 POINT FG-ATT	69-204	122-320	* 1/10/13	at UALR	L 53-67	3288
3-point FG pct	.338	.381	* 1/12/13	SOUTH ALABAMA	W 66-56	3642
3-pt FG made per game	3.8	6.8	* 01/17/13	at FIU	L 64-70	1109
FREE THROWS-ATT	313-425	231-350	* 1/19/13	at Florida Atlantic	Wot 61-59	1797
Free throw pct	.736	.660	* 1/24/13	MIDDLE TENNESSEE	L 64-72	3423
F-Throws made per game	17.4	12.8	* 1/26/13	UALR	L 57-62	3997
REBOUNDS	614	613	* 01/31/13	at Louisiana	L 74-105	2294
Rebounds per game	34.1	34.1	* 2/2/13	at Arkansas State	Lot 66-75	3786
Rebounding margin	+0.1	-	* 2/7/13	WESTERN KENTUCKY	L 59-70	3528
ASSISTS	172	220	* 2/9/13	FIU	W 77-67	5497
Assists per game	9.6	12.2	* 02/14/13	at ULM	L 73-85	904
TURNOVERS	272	211	* 02/16/13	at Troy	W 63-61	1954
Turnovers per game	15.1	11.7	* 2/21/13	FLORIDA ATLANTIC	Wot 66-57	2532
Turnover margin	-3.4	-	* = Conference game			
Assist/turnover ratio	0.6	1.0				
STEALS	89	130				
Steals per game	4.9	7.2				
BLOCKS	91	58				
Blocks per game	5.1	3.2				
ATTENDANCE	31949	23780				
Home games-Avg/Game	9-3550	9-2642				
Neutral site-Avg/Game	-	0-0				

Score by Periods	1st	2nd	OT	Totals
North Texas	564	596	24	1184
Opponents	568	681	22	1271



2012-13 GAME-BY-GAME

Opponent	1st	2nd	Score	Mar	Total FG	FG Pct	3-Pointers	3FG Pct	Free Throws	FT Pct	Rebounds	Assist	T/Over	Block	Steal	Fouls
Creighton	25/39	26/32	51-71	(20)	22-69/24-48	.319/.500	2-16/5-18	.125/.278	5-10/18-22	.500/.818	38/39	11/14	12/13	2/6	6/4	20/12
Alabama-Huntsville	37/41	38/37	75-78	(3)	23-64/24-61	.359/.393	4-13/12-27	.308/.444	25-33/18-23	.758/.783	40/45	16/19	10/16	5/1	6/6	21/24
Lamar	36/30	38/29	74-59	+15	29-64/25-60	.453/.417	3-10/1-6	.300/.167	13-21/8-15	.619/.533	38/38	19/8	15/23	3/4	11/8	14/18
CAMERON	43/20	35/29	78-49	+29	31-68/17-64	.456/.266	5-20/8-24	.250/.333	11-17/7-9	.647/.778	50/39	14/6	11/15	9/2	5/6	13/21
IUPUI	41/31	39/35	80-66	+14	34-69/24-64	.493/.375	7-13/5-21	.538/.238	5-9/13-19	.556/.684	43/37	19/10	11/11	5/4	6/8	18/13
Virginia	22/42	42/38	64-80	(16)	21-58/27-46	.362/.587	3-19/8-11	.158/.727	19-26/18-24	.731/.750	34/28	5/18	14/15	5/5	7/7	21/20
UT ARLINGTON	31/31	28/41	59-72	(13)	18-58/24-52	.310/.462	4-23/5-9	.174/.556	19-28/19-29	.679/.655	36/43	7/12	16/19	6/2	15/10	23/23
LOUISIANA	39/39	37/41	76-80	(4)	26-57/26-53	.456/.491	4-9/9-18	.444/.500	20-28/19-26	.714/.731	34/32	7/14	19/19	5/2	11/8	22/19
Saint Louis	36/34	27/33	63-67	(4)	22-52/20-51	.423/.392	4-7/7-18	.571/.389	15-16/20-25	.938/.800	35/29	11/14	15/9	0/6	6/6	21/18
JACKSON STATE	32/33	51/32	83-65	+18	27-56/17-52	.482/.327	1-12/10-27	.083/.370	28-40/21-34	.700/.618	46/30	11/9	5/10	2/4	6/1	23/33
SOUTHEASTERN LA.	19/18	26/22	45-40	+5	18-61/14-56	.295/.250	0-11/3-14	.000/.214	9-16/9-16	.563/.563	42/51	4/4	8/9	7/1	11/2	15/16
LEHIGH	33/52	42/38	75-90	(15)	27-71/32-66	.380/.485	1-11/11-23	.091/.478	20-27/15-19	.741/.789	48/36	10/21	15/15	6/8	8/6	17/21
Western Kentucky	26/37	38/33	64-70	(6)	24-57/21-52	.421/.404	5-11/9-19	.455/.474	11-15/19-26	.733/.731	33/37	8/11	13/11	5/5	5/7	21/14
Middle Tennessee	24/37	33/38	57-75	(18)	19-56/31-61	.339/.508	4-17/5-13	.235/.385	15-19/8-16	.789/.500	33/42	11/18	12/9	3/4	3/3	18/18
TROY	39/29	37/30	76-59	+17	28-58/22-64	.483/.344	4-12/5-23	.333/.217	16-22/10-13	.727/.769	40/38	14/10	14/14	5/2	6/9	12/17
ULM	30/30	38/51	68-81	(13)	24-49/28-48	.490/.583	4-12/8-16	.333/.500	16-25/17-20	.640/.850	19/30	12/13	12/14	6/1	8/8	12/20
UALR	32/27	21/40	53-67	(14)	19-47/29-57	.404/.509	3-9/5-9	.333/.556	12-17/4-10	.706/.400	32/30	8/18	17/8	3/6	1/13	11/12
SOUTH ALABAMA	36/22	30/34	66-56	+10	18-51/18-64	.353/.281	1-9/5-21	.111/.238	29-34/15-29	.853/.517	42/46	7/5	12/12	7/3	6/3	22/24
FIU	24/36	40/34	64-70	(6)	21-43/26-64	.488/.406	3-7/7-23	.429/.304	19-25/11-16	.760/.688	34/31	12/12	23/15	5/4	8/15	18/17
Florida Atlantic	23/22	30/31	61-59	+2	18-47/21-57	.383/.368	2-9/7-20	.222/.350	23-31/10-17	.742/.588	38/36	10/13	12/12	6/3	6/5	15/20
MIDDLE TENNESSEE	23/28	41/44	64-72	(8)	22-49/29-54	.449/.537	5-17/5-13	.294/.385	15-21/9-15	.714/.600	32/29	7/13	19/13	5/3	6/10	17/19
UALR	25/32	32/30	57-62	(5)	18-52/21-51	.346/.412	4-14/6-13	.286/.462	17-25/14-21	.680/.667	37/31	5/7	16/16	5/3	3/6	17/18
Louisiana	37/45	37/60	74-105	(31)	27-55/38-71	.491/.535	3-8/11-22	.375/.500	17-26/18-23	.654/.783	27/38	9/19	18/10	7/1	5/10	17/17
Arkansas State	36/28	23/31	66-75	(9)	23-63/22-64	.365/.344	7-18/8-28	.389/.286	13-23/23-35	.565/.657	42/44	7/11	12/17	2/4	5/7	27/16
WESTERN KENTUCKY	24/27	35/43	59-70	(11)	20-59/27-60	.339/.450	4-17/7-17	.235/.412	15-23/9-13	.652/.692	39/38	6/12	12/12	1/6	3/4	17/16
FIU	41/35	36/32	77-67	+10	24-32/22-51	.750/.431	2-4/6-15	.500/.400	27-32/17-20	.844/.850	28/14	13/5	21/11	7/0	4/9	16/20
ULM	42/33	31/52	73-85	(12)	26-55/31-55	.473/.564	4-10/9-16	.400/.563	17-21/14-28	.810/.500	31/29	15/19	16/9	10/2	2/6	21/16
Troy	28/26	35/35	63-61	+2	23-45/23-54	.511/.426	8-15/6-15	.533/.400	9-13/9-13	.692/.692	28/30	13/11	13/10	3/2	3/3	17/15
FLORIDA ATLANTIC	35/35	22/22	66-57	+9	21-57/24-67	.368/.358	2-6/4-19	.333/.211	22-25/5-9	.880/.556	45/38	8/9	11/9	6/7	4/4	11/19

Note: Game totals are displayed in the format TEAM/OPPONENT for each category

2012-13 STAT EXTRAS

**NORTH TEXAS**

**OPPONENTS**

	Pts	Pts	2nd	Fast	Bench
	<u>Paint</u>	<u>Off TO</u>	<u>Chance</u>	<u>Break</u>	<u>Pts</u>
Creighton.....	32	11	14	8	7
Alabama-Huntsville .....	28	14	22	8	8
Lamar .....	40	24	11	14	17
Cameron .....	32	13	12	8	26
IUPUI .....	44	20	18	20	16
Virginia .....	30	21	17	11	14
UT Arlington.....	20	14	13	10	14
Louisiana .....	28	24	5	10	18
Saint Louis .....	20	11	7	4	10
Jackson State .....	44	9	17	10	21
Southeastern Louisiana .....	22	16	14	4	11
Lehigh .....	42	13	25	6	48
Western Kentucky .....	26	11	16	10	29
Middle Tennessee .....	22	13	13	0	11
Troy .....	44	11	14	14	19
ULM .....	26	17	5	2	5
UALR .....	16	14	13	4	2
South Alabama .....	18	14	10	8	4
FIU.....	18	16	6	4	14
Florida Atlantic.....	26	11	5	4	1
Middle Tennessee.....	28	10	7	10	1
UALR .....	20	15	12	8	0
Louisiana .....	40	9	13	16	24
Arkansas State .....	18	5	6	0	12
Western Kentucky .....	28	8	13	8	1
FIU.....	30	11	5	4	15
ULM .....	34	14	13	4	12
Troy .....	28	15	4	0	0
Florida Atlantic .....	26	7	12	10	12
<b>Averages.....</b>	<b>28.6</b>	<b>13.5</b>	<b>11.8</b>	<b>7.6</b>	<b>12.8</b>

Pts	Pts	2nd	Fast	Bench
<u>Paint</u>	<u>Off TO</u>	<u>Chance</u>	<u>Break</u>	<u>Pts</u>
30.....	11	8	5	20
20.....	7	21	6	26
32.....	18	14	10	26
16.....	9	7	7	34
34.....	17	23	4	35
28.....	18	6	7	32
36.....	15	9	18	33
26.....	21	14	0	6
18.....	13	10	5	28
10.....	12	2	3	30
18.....	5	4	6	15
40.....	20	16	13	14
20.....	10	11	7	10
38.....	14	15	6	33
26.....	11	22	0	35
24.....	14	4	6	26
30.....	25	15	6	28
16.....	12	19	0	13
34.....	33	13	6	13
22.....	14	3	0	21
30.....	20	6	9	25
20.....	11	4	6	24
50.....	22	20	12	33
16.....	6	7	2	26
32.....	9	12	4	19
24.....	15	4	2	18
40.....	18	12	2	10
24.....	13	12	2	14
28.....	15	14	2	13
<b>27.0.....</b>	<b>14.8</b>	<b>11.3</b>	<b>5.4</b>	<b>22.8</b>



5 NORTH TEXAS 80 vs IUPUI 66
NIT Season Tip-Off • Charlottesville, Va. • 11/19/12

Mean Green (3-2) FG-A 3G-A FT-A O D T PF Pts A TO B S Min.
13 Mitchell, Tony f .10 .18 .1 .5 .0 .0 .3 .6 .9 .2 .21 .2 .1 .4 .3 .32
32 Franklin, Roger f .6 .8 .0 .0 .1 .2 .3 .7 .10 .2 .13 .1 .0 .1 .0 .24
03 Williams, Alzee g .3 .11 .0 .0 .2 .4 .1 .3 .4 .1 .8 .4 .0 .0 .0 .33
05 Jones, Chris g .4 .6 .1 .1 .0 .0 .0 .3 .3 .2 .9 .8 .5 .0 .2 .29
14 Williams, Jordan g .4 .8 .3 .3 .2 .3 .2 .3 .5 .3 .13 .1 .3 .0 .0 .28
01 Holmen, Jacob g .5 .9 .2 .4 .0 .0 .2 .2 .4 .2 .12 .0 .0 .0 .0 .19
04 Hardwick, P.J .1 .1 .0 .0 .0 .0 .0 .1 .1 .0 .0 .2 .1 .1 .0 .1 .14
10 Mitchell, Austin .0 .0 .0 .0 .0 .0 .0 .0 .0 .0 .0 .0 .0 .0 .0 .1
11 Patton, Justin .0 .4 .0 .0 .0 .0 .1 .2 .3 .2 .0 .1 .0 .0 .0 .10
22 Overlander, Clarke .0 .0 .0 .0 .0 .0 .0 .0 .0 .2 .0 .1 .0 .0 .0 .2
25 Stojiljkovic, Niko .1 .3 .0 .0 .0 .0 .2 .0 .2 .0 .2 .0 .0 .0 .0 .5
44 Coleman, Keith .0 .1 .0 .0 .0 .0 .0 .0 .0 .2 .0 .0 .0 .0 .0 .3
TEAM . . . . . 2 . 2 . . . . . 1 . . . . .
Totals . . . . . 34 .69 .7 .13 .5 .9 .16 .27 .43 .18 .80 .19 .11 .5 .6 .200

IUPUI (2-3) FG-A 3G-A FT-A O D T PF Pts A TO B S Min.
30 Gibbs, Donovan f .3 .9 .0 .1 .1 .1 .2 .6 .8 .2 .7 .0 .2 .0 .0 .32
42 Patton, Mitchell f .6 .11 .0 .0 .0 .1 .2 .4 .6 .2 .12 .0 .2 .2 .1 .23
12 Rice, Greg g .0 .4 .0 .0 .0 .0 .0 .0 .0 .2 .0 .0 .1 .0 .1 .13
22 Esposito, Sean g .0 .3 .0 .2 .0 .0 .0 .1 .1 .1 .1 .0 .0 .1 .1 .16
25 Hart, John g .4 .14 .1 .6 .3 .4 .2 .2 .4 .1 .12 .4 .1 .0 .4 .34
01 Gaines, Lyonell .7 .9 .0 .0 .3 .4 .8 .4 .12 .0 .17 .2 .1 .0 .0 .22
10 Shanklin, Jordan .1 .5 .1 .4 .3 .4 .0 .1 .1 .1 .6 .2 .0 .0 .1 .28
11 Loepker, Cameron .0 .0 .0 .0 .0 .0 .0 .1 .1 .1 .0 .0 .1 .0 .0 .3
22 Barksdale, Marcellus .0 .1 .0 .0 .0 .1 .0 .1 .1 .2 .0 .1 .0 .1 .0 .12
23 Hubert, Pj .3 .8 .3 .8 .3 .4 .0 .1 .1 .1 .12 .1 .2 .0 .0 .17
TEAM . . . . . 2 . 2 . . . . . 1 . . . . .
Totals . . . . . 24 .64 .5 .21 .13 .19 .16 .21 .37 .13 .66 .10 .11 .4 .8 .200

1st 2nd Tot FG% 3FG% FT% Paint Off/To 2nd FB Bench
North Texas 41 39 80 49.3 53.8 55.6 44 20 18 20 16
IUPUI 31 35 66 37.5 23.8 68.4 34 17 23 4 35
Officials: Tim Clougherty (R), Tony Dawkins, Clarence Armstrong
Attendance: 1,444

6 NORTH TEXAS 64 at VIRGINIA 80
NIT Season Tip-Off • Charlottesville, Va. • 11/20/12

Mean Green (3-3) FG-A 3G-A FT-A O D T PF Pts A TO B S Min.
13 Mitchell, Tony f .4 .8 .1 .5 .7 .9 .4 .5 .9 .3 .16 .0 .3 .3 .1 .34
32 Franklin, Roger f .1 .5 .0 .0 .3 .4 .4 .2 .6 .2 .5 .1 .2 .2 .1 .21
03 Williams, Alzee g .4 .11 .0 .0 .3 .5 .1 .0 .1 .2 .11 .0 .1 .0 .2 .33
05 Jones, Chris g .3 .8 .0 .2 .0 .0 .2 .1 .3 .4 .6 .2 .1 .0 .1 .23
23 Williams, Jordan g .4 .15 .0 .6 .4 .5 .2 .0 .2 .4 .12 .0 .4 .0 .0 .28
01 Holmen, Jacob .1 .5 .0 .2 .2 .2 .2 .3 .5 .2 .4 .0 .0 .0 .0 .15
04 Hardwick, P.J .0 .0 .0 .0 .0 .1 .0 .1 .1 .2 .0 .2 .1 .0 .0 .20
10 Mitchell, Austin .0 .0 .0 .0 .0 .0 .0 .0 .0 .0 .0 .0 .0 .0 .0 .1
11 Patton, Justin .1 .2 .1 .2 .0 .0 .0 .0 .0 .0 .3 .0 .0 .0 .1 .6
22 Overlander, Clarke .1 .2 .1 .2 .0 .0 .0 .0 .0 .0 .3 .0 .0 .0 .1 .8
25 Stojiljkovic, Niko .0 .0 .0 .0 .0 .0 .0 .0 .0 .1 .0 .0 .1 .0 .0 .4
44 Coleman, Keith .2 .2 .0 .0 .0 .0 .1 .0 .1 .1 .4 .0 .1 .0 .0 .7
TEAM . . . . . 5 . 1 . 6 . . . . . 1 . . . . .
Totals . . . . . 21 .58 .3 .19 .19 .26 .21 .13 .34 .21 .64 .5 .14 .5 .7 .200

Virginia (4-2) FG-A 3G-A FT-A O D T PF Pts A TO B S Min.
25 Mitchell, Akil f .3 .5 .0 .0 .2 .3 .0 .4 .4 .4 .8 .1 .4 .0 .0 .24
32 Atkins, Darion f .5 .10 .0 .0 .0 .0 .5 .4 .9 .3 .10 .1 .2 .1 .1 .31
02 Jesperson, Paul g .2 .2 .1 .1 .0 .0 .0 .1 .1 .3 .5 .2 .3 .1 .1 .24
05 Jones, Teven g .3 .6 .1 .2 .6 .7 .0 .1 .1 .3 .13 .4 .3 .0 .1 .31
12 Harris, Joe g .3 .6 .3 .4 .3 .4 .0 .2 .2 .3 .12 .2 .1 .1 .0 .21
04 Barmette, Taylor .0 .0 .0 .0 .0 .0 .0 .0 .0 .0 .0 .0 .0 .0 .0 .8
10 Tobey, Mike .2 .2 .0 .0 .1 .2 .0 .0 .0 .0 .5 .1 .0 .0 .0 .9
11 Nolte, Evan .5 .5 .3 .3 .0 .0 .0 .4 .4 .2 .13 .3 .3 .0 .1 .29
23 Anderson, Justin .4 .10 .0 .1 .6 .8 .3 .1 .4 .2 .14 .4 .0 .1 .3 .23
TEAM . . . . . 1 . 2 . 3 . . . . . 1 . . . . .
Totals . . . . . 27 .46 .8 .11 .18 .24 .9 .19 .28 .20 .80 .18 .15 .5 .7 .200

1st 2nd Tot FG% 3FG% FT% Paint Off/To 2nd FB Bench
North Texas 22 42 64 36.2 15.8 73.1 30 21 17 11 14
Virginia 42 38 80 58.7 72.7 75.0 28 18 6 7 32
Officials: Brian Shey (R), Alvin Cox, Evon Burroughs
Attendance: 1,744

7 NORTH TEXAS 59 vs UT ARLINGTON 72
The Super Pit • Denton, Texas • 11/28/12

Mean Green (3-4) FG-A 3G-A FT-A O D T PF Pts A TO B S Min.
01 Holmen, Jacob f .2 .8 .2 .7 .0 .0 .5 .5 .2 .6 .1 .1 .1 .2 .23
32 Franklin, Roger f .4 .6 .1 .1 .2 .5 .2 .7 .9 .5 .11 .1 .2 .1 .2 .31
03 Williams, Alzee g .4 .9 .1 .2 .5 .8 .1 .1 .2 .3 .14 .0 .2 .0 .1 .37
05 Jones, Chris g .2 .10 .0 .1 .3 .4 .2 .2 .4 .3 .7 .5 .3 .0 .6 .33
23 Williams, Jordan g .2 .9 .0 .4 .3 .4 .1 .2 .3 .2 .7 .0 .4 .0 .0 .26
04 Hardwick, P.J .0 .0 .0 .0 .0 .0 .0 .0 .0 .2 .0 .0 .0 .0 .0 .210
11 Patton, Justin .1 .1 .0 .0 .0 .0 .0 .0 .0 .2 .0 .0 .0 .0 .0 .4
13 Mitchell, Tony .3 .13 .0 .6 .6 .6 .6 .3 .9 .4 .12 .0 .4 .4 .2 .28
22 Overlander, Clarke .0 .1 .0 .1 .0 .0 .0 .0 .0 .0 .0 .0 .0 .0 .0 .1
25 Stojiljkovic, Niko .0 .1 .0 .1 .0 .1 .0 .0 .0 .1 .0 .0 .0 .0 .0 .3
44 Coleman, Keith .0 .0 .0 .0 .0 .0 .0 .0 .0 .1 .0 .0 .0 .0 .0 .4
TEAM . . . . . 4 . 4 . . . . . 1 . . . . .
Totals . . . . . 18 .58 .4 .23 .19 .28 .16 .20 .36 .23 .59 .7 .16 .6 .15 .200

UT Arlington (3-1) FG-A 3G-A FT-A O D T PF Pts A TO B S Min.
24 Butler, Kevin f .1 .3 .0 .0 .3 .5 .1 .3 .4 .4 .5 .1 .1 .0 .2 .13
33 Gruszecki, Karol f .6 .10 .3 .5 .2 .3 .2 .2 .4 .4 .17 .1 .4 .0 .1 .31
35 Edwards, Brandon f .2 .5 .0 .0 .2 .2 .2 .3 .5 .3 .6 .0 .1 .0 .0 .26
55 Reves, Jordan f .2 .5 .0 .0 .3 .6 .1 .12 .13 .1 .7 .0 .4 .2 .2 .33
12 White-Miller, Shaq g .1 .6 .1 .2 .1 .2 .1 .1 .2 .2 .4 .3 .5 .0 .1 .24
02 Davis, Luke .0 .0 .0 .0 .0 .0 .0 .0 .0 .0 .0 .0 .0 .0 .0 .1
03 Outler, Jamel .4 .9 .1 .2 .0 .0 .0 .1 .1 .2 .9 .2 .0 .0 .0 .18
04 Charles, Drew .2 .4 .0 .0 .3 .4 .0 .3 .3 .2 .7 .1 .1 .0 .1 .20
15 McElvain, Kyle .0 .0 .0 .0 .0 .0 .0 .0 .0 .0 .0 .0 .0 .0 .0 .1
21 Gaimey, Greg .4 .8 .0 .0 .3 .5 .4 .0 .4 .3 .11 .0 .1 .0 .1 .16
25 Catlett, Cameron .1 .1 .0 .0 .2 .2 .1 .0 .1 .1 .4 .4 .2 .0 .2 .14
42 Rodgers, Deon .1 .1 .0 .0 .0 .0 .0 .0 .0 .1 .2 .0 .0 .0 .0 .3
TEAM . . . . . 1 . 5 . 6 . . . . . 1 . . . . .
Totals . . . . . 24 .52 .5 .9 .19 .29 .13 .30 .43 .23 .72 .12 .19 .2 .10 .200

1st 2nd Tot FG% 3FG% FT% Paint Off/To 2nd FB Bench
North Texas 31 28 59 31.0 17.4 67.9 30 14 13 10 14
UT Arlington 31 41 72 46.2 55.6 65.5 26 15 9 18 33
Officials: Ray Natili, Bruce Benedict, Paul Sorka
Attendance: 4,832

8 NORTH TEXAS 76 vs LOUISIANA-LAFAYETTE 80
The Super Pit • Denton, Texas • 12/1/12

Mean Green (3-5, 0-1) FG-A 3G-A FT-A O D T PF Pts A TO B S Min.
13 Mitchell, Tony f .1 .1 .0 .0 .1 .2 .0 .4 .4 .5 .3 .0 .5 .3 .1 .25
32 Franklin, Roger f .6 .7 .0 .0 .2 .4 .4 .1 .5 .5 .3 .14 .0 .6 .0 .0 .34
03 Williams, Alzee g .1 .9 .0 .0 .5 .6 .3 .1 .4 .1 .7 .2 .1 .0 .0 .31
05 Jones, Chris g .6 .12 .1 .2 .10 .13 .3 .2 .5 .3 .23 .4 .2 .0 .4 .34
23 Williams, Jordan g .5 .12 .1 .3 .0 .0 .1 .1 .2 .1 .11 .0 .1 .0 .2 .28
01 Holmen, Jacob .3 .9 .2 .4 .0 .0 .2 .2 .4 .4 .8 .1 .1 .2 .1 .22
04 Hardwick, P.J .0 .0 .0 .0 .0 .0 .0 .0 .0 .0 .0 .0 .0 .0 .0 .6
11 Patton, Justin .4 .6 .0 .0 .0 .0 .0 .1 .2 .2 .8 .0 .2 .0 .3 .10
22 Overlander, Clarke .0 .0 .0 .0 .2 .3 .0 .0 .0 .1 .2 .0 .0 .0 .0 .1
25 Stojiljkovic, Niko .0 .1 .0 .0 .0 .0 .1 .1 .2 .1 .0 .0 .0 .0 .0 .3
44 Coleman, Keith .0 .0 .0 .0 .0 .0 .0 .0 .0 .1 .0 .0 .0 .0 .0 .6
TEAM . . . . . 2 . 4 . 6 . . . . . 1 . . . . .
Totals . . . . . 26 .57 .4 .9 .20 .28 .17 .17 .34 .22 .76 .7 .19 .5 .11 .200

Ragin' Cajuns (2-5, 1-1) FG-A 3G-A FT-A O D T PF Pts A TO B S Min.
00 Mbamalu, Bryant f .6 .6 .5 .5 .2 .2 .1 .2 .3 .3 .19 .0 .4 .0 .0 .29
21 Long, Shawn f .9 .13 .1 .4 .8 .8 .2 .3 .5 .5 .27 .1 .3 .1 .1 .29
22 Moore, Elridge f .3 .7 .0 .0 .3 .6 .3 .0 .3 .1 .9 .2 .1 .0 .2 .39
02 Payton, Elfrid g .4 .13 .0 .1 .6 .8 .3 .3 .6 .2 .14 .9 .4 .1 .3 .37
04 Wronkoski, Steven g .2 .7 .1 .3 .0 .2 .1 .3 .4 .4 .5 .0 .4 .0 .0 .27
03 Soto, Josh .0 .1 .0 .1 .0 .0 .0 .0 .0 .2 .0 .0 .1 .0 .1 .10
05 Shepherd, Kasey .1 .3 .1 .2 .0 .0 .0 .0 .0 .1 .5 .2 .1 .0 .1 .15
31 Brown, Kevin .0 .1 .0 .0 .0 .0 .0 .0 .0 .0 .0 .0 .0 .0 .0 .2
32 LeBlanc, Aaron .1 .2 .1 .2 .0 .0 .0 .0 .0 .1 .3 .0 .1 .0 .0 .10
44 Moss, Matthew .0 .0 .0 .0 .0 .0 .0 .0 .0 .0 .0 .0 .0 .0 .0 .2
TEAM . . . . . 4 . 7 . 11 . . . . . 1 . . . . .
Totals . . . . . 26 .53 .9 .18 .19 .26 .14 .18 .32 .19 .80 .14 .19 .2 .8 .200

1st 2nd Tot FG% 3FG% FT% Paint Off/To 2nd FB Bench
North Texas 39 37 76 45.6 44.4 71.4 28 24 5 10 18
Ragin' Cajuns 39 41 80 49.1 50.0 73.1 26 21 14 0 6
Officials: Kerry Sitton, Frank Raposo, Vladimir Voyard-Tadal
Attendance: 3,631





17 NORTH TEXAS 53 at UALR 67
Jack Stephens Center • Little Rock, Ark. • 1/10/13

Mean Green (6-11, 1-5) FG-A 3G-A FT-A O D T PF Pts A TO B S Min
03 Williams, Alzee... \* 5 9 2 3 1 2 1 1 2 0 13 0 1 0 0 39
04 Hardwick, P.J... \* 2 7 0 0 4 4 2 3 5 3 8 2 5 0 0 31
13 Mitchell, Tony... \* 5 11 1 4 2 4 2 3 5 3 13 2 2 2 1 37
23 Williams, Jordan... \* 3 6 0 1 3 5 1 3 4 1 9 1 5 1 0 32
32 Franklin, Roger... \* 3 10 0 1 2 2 1 6 7 2 8 0 0 0 0 26
10 Mitchell, Austin... 0 0 0 0 0 0 0 0 0 0 0 0 1 0 0 1
25 Stojiljkovic, Niko... 0 1 0 0 0 0 0 3 3 2 0 3 3 0 0 17
44 Coleman, Keith... 1 3 0 0 0 0 0 1 1 0 2 0 0 0 0 17
TEAM... 4 1 5
Totals... 19 47 3 9 12 17 11 21 32 11 53 8 17 3 1 200

UALR (10-8, 4-3) FG-A 3G-A FT-A O D T PF Pts A TO B S Min
44 Javes, Michael... f 2 5 0 0 0 0 0 0 4 4 0 1 0 0 16
53 Neighbour, Will... f 4 9 1 1 0 1 5 6 11 0 9 4 1 3 0 33
03 Hagins, Josh... g 5 9 1 3 0 1 0 2 2 3 11 8 1 2 6 33
13 Isler, Leroy... g 3 8 1 2 0 0 0 1 1 1 7 2 0 0 5 31
24 Dillard, Ben... g 3 7 0 1 2 4 0 2 2 1 8 0 0 0 1 24
05 Osse, Kemy... 2 4 2 2 0 0 0 1 1 0 6 3 0 0 1 13
15 Billings, Stetson... 0 0 0 0 0 0 1 1 2 0 0 0 0 0 0 4
20 Crass, Ted... 0 0 0 0 0 0 0 0 0 0 0 0 0 0 0 0+
23 Lockhart, Taggart... 2 2 0 0 0 0 0 1 1 3 4 0 0 0 0 16
33 White, James... 7 12 0 0 2 4 2 2 4 0 16 1 1 0 0 24
55 Leeper, Gus... 1 1 0 0 0 0 0 0 0 0 2 0 3 1 0 6
TEAM... 2 4 6 1
Totals... 29 57 5 9 4 10 10 20 30 12 67 18 8 6 13 200

1st 2nd Tot FG% 3FG% FT% Paint Off/To 2nd FB Bench
North Texas 32 21 53 40.4 33.3 70.6 16 14 13 4 2
UALR 27 40 67 50.9 55.6 40.0 30 25 15 6 28

Officials: Reinaldo Acosta, Brad Ferrie, L. Douglas Sirmons
Attendance: 3,288

18 NORTH TEXAS 66 vs SOUTH ALABAMA 56
The Super Pit • Denton, Texas • 1/12/13

Mean Green (7-11, 2-5) FG-A 3G-A FT-A O D T PF Pts A TO B S Min
13 Mitchell, Tony... f 5 14 0 4 4 4 3 8 11 4 14 0 6 4 1 39
32 Franklin, Roger... f 2 7 0 0 6 8 1 6 7 5 10 1 0 1 0 25
03 Williams, Alzee... g 5 9 0 0 1 2 2 2 4 0 11 2 0 0 1 40
04 Hardwick, P.J... g 2 8 0 0 10 12 0 7 7 3 14 4 3 0 2 38
23 Williams, Jordan... g 4 10 1 3 4 4 2 4 6 4 13 0 1 2 2 33
01 Holmen, Jacob... 0 2 0 1 0 0 0 1 1 1 0 0 1 0 0 5
10 Mitchell, Austin... 0 0 0 0 0 0 0 0 0 0 0 0 0 0 0 2
11 Patton, Justin... 0 1 0 1 4 4 0 0 1 1 4 0 1 0 0 9
25 Stojiljkovic, Niko... 0 0 0 0 0 0 0 0 0 0 0 0 0 0 0 1
44 Coleman, Keith... 0 0 0 0 0 0 1 0 1 4 0 0 0 0 0 8
TEAM... 2 2 4
Totals... 18 51 1 9 29 34 11 31 42 22 66 7 12 7 6 200

South Alabama (8-8, 5-3) FG-A 3G-A FT-A O D T PF Pts A TO B S Min
21 Rubit, Augustine... f 2 8 0 0 8 11 4 5 9 4 12 0 1 1 0 24
32 Carter, Javier... f 1 7 0 0 1 2 4 4 8 4 3 1 0 2 0 24
02 Conner, Dre... g 3 6 1 1 1 3 0 0 0 2 8 2 0 0 0 27
11 Goldstein, Freddie... g 5 18 2 9 0 0 0 5 5 3 12 1 3 0 2 35
12 Allen, Antoine... g 3 11 2 6 0 0 2 2 4 4 8 0 2 0 1 31
01 Anderson, Trey... 0 2 0 1 1 2 2 1 3 2 1 0 2 0 0 13
04 Stevens, Barrington... 1 3 0 1 0 0 1 1 2 3 2 1 3 0 0 14
13 Ammons, Mychal... 3 9 0 3 4 11 4 2 6 1 10 0 1 0 0 29
31 Juricek, Viktor... 0 0 0 0 0 0 0 0 0 1 0 0 0 0 0 3
TEAM... 5 4 9
Totals... 18 64 5 21 15 29 22 24 46 24 56 5 12 3 3 200

1st 2nd Tot FG% 3FG% FT% Paint Off/To 2nd FB Bench
North Texas 36 30 66 35.3 11.1 85.3 18 14 10 8 4
Jaguars 22 34 56 28.1 23.8 51.7 16 12 19 0 13

Officials: Kyle Chambers, Sidney Cohen, Frank Raposo
Attendance: 3,642

19 NORTH TEXAS 64 at FIU 70
U.S. Century Bank Arena • Miami • 1/17/13

Mean Green (7-12, 2-6 SBC) FG-A 3G-A FT-A O D T PF Pts A TO B S Min
03 Williams, Alzee... \* 4 9 1 3 4 6 2 2 4 1 13 2 4 0 0 39
04 Hardwick, P.J... \* 1 4 0 0 2 2 0 8 8 4 4 3 8 0 4 25
13 Mitchell, Tony... \* 0 3 0 1 0 0 0 2 2 4 0 1 2 4 0 32
23 Williams, Jordan... \* 2 6 0 1 0 0 1 1 2 5 4 1 3 0 1 31
32 Franklin, Roger... \* 11 15 0 0 7 8 2 6 8 3 29 2 4 0 3 38
10 Mitchell, Austin... 0 0 0 0 0 0 0 0 0 0 0 0 0 0 0 1
11 Patton, Justin... 0 0 0 0 1 2 0 0 3 3 1 1 0 0 0 6
25 Stojiljkovic, Niko... 3 5 2 2 5 7 0 5 5 0 13 2 1 1 0 23
44 Coleman, Keith... 0 1 0 0 0 0 0 0 0 0 0 1 1 0 0 5
TEAM... 1 1 2
Totals... 21 43 3 7 19 25 6 28 34 18 64 12 23 5 8 200

FIU (9-8, 4-4 SBC) FG-A 3G-A FT-A O D T PF Pts A TO B S Min
03 Frink, Jerome... \* 3 11 0 3 0 0 3 7 10 3 6 3 2 3 35
10 Bell, Cameron... \* 4 14 1 5 3 5 4 2 6 2 12 3 1 0 4 27
15 Murphy, Tymell... \* 11 16 0 0 0 1 1 1 2 3 22 1 4 1 3 34
24 Smith, Malik... \* 3 12 3 9 8 10 0 2 2 3 17 1 3 0 1 37
33 Akomolafe, Tola... \* 0 0 0 0 0 0 2 2 4 2 0 0 1 0 1 18
01 Hill, Deric... 2 2 1 1 0 0 1 1 2 2 5 4 1 0 3 23
02 Porcher Jimenez, M... 2 5 1 3 0 0 2 0 2 0 5 0 0 0 0 11
12 Belardo, Gaby... 1 2 1 1 0 0 0 0 0 1 3 0 0 0 0 5
14 Ferrales, Juan... 0 2 0 1 0 0 0 0 0 1 0 0 1 0 0 10
TEAM... 1 2 3 2
Totals... 26 64 7 23 11 16 14 17 31 17 70 12 15 4 15 200

1st 2nd Tot FG% 3FG% FT% Paint Off/To 2nd FB Bench
North Texas 24 40 64 48.8 42.9 76.0 18 16 6 4 14
FIU 36 34 70 40.6 30.4 68.8 34 33 13 6 13

Officials: Sean Casey, Brent Hampton, Byron Evans
Attendance: 1,109

20 NORTH TEXAS 61 at FLORIDA ATLANTIC 59 OT
FAU Arena • Boca Raton, Fla. • 1/19/13

Mean Green (8-12, 3-6 SBC) FG-A 3G-A FT-A O D T PF Pts A TO B S Min
13 Mitchell, Tony... f 8 19 2 6 6 11 1 7 8 1 24 1 4 3 2 41
25 Stojiljkovic, Niko... f 0 3 0 2 2 2 0 4 4 3 2 0 0 1 1 32
04 Hardwick, P.J... g 2 3 0 0 4 6 1 5 6 4 8 5 2 0 1 45
23 Williams, Jordan... g 3 8 0 1 8 8 2 1 3 3 14 3 4 0 1 41
32 Franklin, Roger... g 5 9 0 0 2 2 1 6 7 3 12 1 1 2 1 39
10 Mitchell, Austin... 0 0 0 0 0 0 0 1 1 0 0 0 0 0 0 0+
11 Patton, Justin... 0 3 0 0 1 2 1 2 3 1 1 0 1 0 0 18
44 Coleman, Keith... 0 2 0 0 0 0 0 2 2 0 0 0 0 0 0 9
TEAM... 4 4
Totals... 18 47 2 9 23 31 6 32 38 15 61 10 12 6 6 225

Florida Atlantic (10-10, 5-4) FG-A 3G-A FT-A O D T PF Pts A TO B S Min
21 McCoy, Jordan... f 1 2 0 0 2 3 0 3 3 1 4 0 0 2 0 18
44 Penn, Kelvin... f 0 1 0 0 0 0 1 0 1 5 0 0 2 0 1 12
22 Gantt, Greg... g 6 17 5 11 5 9 0 6 6 1 22 1 1 0 0 44
25 Bertone, Pablo... g 0 4 0 2 0 0 0 2 2 1 0 2 1 0 0 24
42 Moody, Stefan... g 5 12 1 4 1 2 0 3 3 4 12 2 6 0 3 34
03 Sekelja, Dragan... 4 9 0 1 0 0 4 3 7 2 8 1 1 0 0 28
04 Mattison, Andre... 3 6 0 0 1 2 0 5 5 4 7 1 0 1 0 28
12 Trapp, Jackson... 2 6 1 2 1 1 1 2 3 2 6 6 1 0 1 32
24 Bryant, Chris... 0 0 0 0 0 0 0 0 0 0 0 0 0 0 0 5
TEAM... 3 3 6 2
Totals... 21 57 7 20 10 17 9 27 36 20 59 13 12 3 5 225

1st 2nd OT Tot FG% 3FG% FT% Paint Off/To 2nd FB Bench
North Texas 23 30 8 61 38.3 22.2 74.2 26 11 5 4 1
Florida Atlantic 22 31 6 59 36.8 35.0 58.8 22 14 3 0 21

Officials: Mark Chafin, Barry Mathis, Dan Stryfelers
Attendance: 1,797

21 NORTH TEXAS 64 vs MIDDLE TENNESSEE 72
The Super Pit • Denton, Texas • 1/24/13

Table with columns: Mean Green (8-13, 3-7 SBC), FG-A, 3G-A, FT-A, O, D, T, PF, Pts, A, TO, B, S, Min. Rows include Mitchell, Tony; Stojiljkovic, Niko; Franklin, Roger; Hardwick, P.J.; Williams, Jordan; Patton, Justin; Overlander, Clarke; Coleman, Keith; TEAM; Totals.

Table with columns: Blue Raiders (17-4, 9-1 SBC), FG-A, 3G-A, FT-A, O, D, T, PF, Pts, A, TO, B, S, Min. Rows include Hunter, Neiko; Sulton, JT; Massey, Bruce; Knight, Marcos; Hammonds, Kerry; Gallman, James; Knight, Tweety; Jones, Shawn; Cintron, Raymond; Walker, Torin; Jones, Jason; TEAM; Totals.

Summary table with columns: 1st, 2nd, Tot, FG%, 3FG%, FT%, Paint, Off/To, 2nd, FB, Bench. Rows: North Texas, Blue Raiders, Officials: Ray Natili, Anthony Jordan, Marc Ellard, Attendance: 3,423.

22 NORTH TEXAS 57 vs UALR 62
The Super Pit • Denton, Texas • 1/26/13

Table with columns: Mean Green (8-14, 3-8 SBC), FG-A, 3G-A, FT-A, O, D, T, PF, Pts, A, TO, B, S, Min. Rows include Mitchell, Tony; Stojiljkovic, Niko; Franklin, Roger; Hardwick, P.J.; Williams, Jordan; Williams, Alzee; Overlander, Clarke; Coleman, Keith; TEAM; Totals.

Table with columns: UALR (14-9, 8-4 SBC), FG-A, 3G-A, FT-A, O, D, T, PF, Pts, A, TO, B, S, Min. Rows include Javes, Michael; Neighbour, Will; Hagins, Josh; Isler, Leroy; Dillard, Ben; Gillon, John; Osse, Kemy; Billings, Stetson; Lockhart, Taggart; White, James; Leeper, Gus; TEAM; Totals.

Summary table with columns: 1st, 2nd, Tot, FG%, 3FG%, FT%, Paint, Off/To, 2nd, FB, Bench. Rows: North Texas, UALR, Officials: Frank Raposo, Barry Mathis, Kyle Chambers, Attendance: 3,997.

23 NORTH TEXAS 74 at LOUISIANA-LAFAYETTE 105
The Cajundome • Lafayette, La. • 1/31/13

Table with columns: Mean Green (8-15, 3-9 SBC), FG-A, 3G-A, FT-A, O, D, T, PF, Pts, A, TO, B, S, Min. Rows include Mitchell, Tony; Stojiljkovic, Niko; Hardwick, P.J.; Williams, Jordan; Franklin, Roger; Williams, Alzee; Mitchell, Austin; Patton, Justin; Overlander, Clarke; Coleman, Keith; TEAM; Totals.

Table with columns: Louisiana (8-15, 4-8 SBC), FG-A, 3G-A, FT-A, O, D, T, PF, Pts, A, TO, B, S, Min. Rows include Long, Shawn; Moore, Elridge; Payton, Elfrid; Wronkoski, Steven; Thompson, Alan-Micha; Mbamalu, Bryant; Soto, Josh; Shepherd, Kasey; LeBlanc, Aaron; Lazare, Braylon; TEAM; Totals.

Summary table with columns: 1st, 2nd, Tot, FG%, 3FG%, FT%, Paint, Off/To, 2nd, FB, Bench. Rows: North Texas, Louisiana, Officials: Sean Casey, Bruce Benedict, Bert Smith, Attendance: 2,294.

24 NORTH TEXAS 66 at ARKANSAS STATE 75 OT
Convocation Center • Jonesboro, Ark. • 2/2/13

Table with columns: Mean Green (8-16, 3-10 SBC), FG-A, 3G-A, FT-A, O, D, T, PF, Pts, A, TO, B, S, Min. Rows include Mitchell, Tony; Williams, Alzee; Hardwick, P.J.; Williams, Jordan; Franklin, Roger; Overlander, Clarke; Stojiljkovic, Niko; Coleman, Keith; TEAM; Totals.

Table with columns: Arkansas State (14-8, 8-5 SBC), FG-A, 3G-A, FT-A, O, D, T, PF, Pts, A, TO, B, S, Min. Rows include Peterson, Brandon; Golden, Cameron; Finn, Trey; Hooten, Marcus; Townsel, Ed; Dickerson, Rakeem; Downs, Kelvin; Worsham, Raeford; Washington, Kendrick; TEAM; Totals.

Summary table with columns: 1st, 2nd, OT, Tot, FG%, 3FG%, FT%, Paint, Off/To, 2nd, FB, Bench. Rows: North Texas, Arkansas State, Officials: Vladimir Voyard-Tadal, Dan Stryfeler, Billy Dunlap, Attendance: 3,786.



2007, 2010 SUN BELT CONFERENCE CHAMPIONS

11-18, 6-12 SUN BELT WEST

**25** NORTH TEXAS 59 vs WESTERN KENTUCKY 70  
The Super Pit • Denton, Texas • 2/7/13

Mean Green (8-17, 3-11 SBC)	FG-A	3G-A	FT-A	O	D	T	PF	Pts	A	TO	B	S	Min.				
13 Mitchell, Tony	f	3	10	1	6	7	8	4	9	13	4	14	0	2	0	1	28
32 Franklin, Roger	f	5	15	0	0	2	3	4	3	7	2	12	1	2	0	2	33
03 Williams, Alzee	g	7	10	0	0	3	5	0	1	1	1	1	17	1	0	0	38
04 Hardwick, P.J.	g	0	1	0	0	0	0	5	5	2	0	4	5	0	0	33	
23 Williams, Jordan	g	5	19	3	8	2	3	2	4	6	3	15	0	0	0	0	37
22 Overlander, Clarke	g	0	2	0	2	0	0	0	0	0	1	0	0	0	0	0	7
25 Stojiljkovic, Niko	g	0	1	0	1	0	0	0	0	0	0	1	0	0	1	0	7
44 Coleman, Keith	g	0	1	0	0	1	4	0	2	2	3	1	0	1	1	0	17
TEAM								3	2	5							
Totals		20	59	4	17	15	23	13	26	39	17	59	6	12	1	3	200

Hilltoppers (13-11, 7-6 SBC)	FG-A	3G-A	FT-A	O	D	T	PF	Pts	A	TO	B	S	Min.				
44 Fant, George	f	6	16	0	0	2	3	1	7	8	3	14	1	3	3	1	34
20 Rostov, Aleksjevs	c	2	3	0	1	0	0	2	3	5	3	4	1	2	0	0	15
12 Harris, Brandon	g	3	5	3	5	1	2	2	2	4	2	10	1	0	0	0	27
14 Crook, Jamal	g	5	8	1	2	3	4	1	5	6	1	14	3	1	1	1	22
52 Price, T.J.	g	3	10	2	6	1	2	1	3	4	1	9	3	1	1	0	35
00 Anyigbo, Kene	g	1	3	0	0	0	0	1	2	3	1	2	0	0	1	0	11
01 Kaspas, Kevin	g	2	6	0	2	2	2	0	2	2	1	6	2	0	0	1	22
10 Dickerson, Caden	g	1	2	1	1	0	0	0	1	1	1	3	0	2	0	0	15
15 Akamune, O'Karo	g	4	6	0	0	0	0	1	1	2	3	8	1	1	0	1	13
24 Drane, Stephon	g	0	1	0	0	0	0	0	0	0	0	0	0	0	0	0	6
TEAM								3	3	2							
Totals		27	60	7	17	9	13	9	29	38	16	70	12	12	6	4	200

	1st	2nd	Tot	FG%	3FG%	FT%	Paint	Off/To	2nd	FB	Bench
North Texas	24	35	59	33.9	23.5	65.2	28	8	13	8	1
Hilltoppers	27	43	70	45.0	41.2	69.2	32	9	12	4	19

Officials: Alan Spainhour, Kerry Sitton, Sidney Cohen  
Attendance: 3,528

**26** NORTH TEXAS 77 vs FIU 67  
The Super Pit • Denton, Texas • 2/9/13

Mean Green (9-17, 4-11 SBC)	FG-A	3G-A	FT-A	O	D	T	PF	Pts	A	TO	B	S	Min.				
13 Mitchell, Tony	f	4	4	1	1	0	0	0	6	6	4	9	1	4	2	0	22
25 Stojiljkovic, Niko	f	3	4	0	0	2	2	0	4	4	1	8	3	3	0	1	22
32 Franklin, Roger	f	5	8	0	1	11	11	0	5	5	4	21	3	3	3	0	36
04 Hardwick, P.J.	g	2	3	0	0	5	5	0	1	1	2	9	1	4	0	2	26
23 Williams, Jordan	g	4	6	1	2	6	10	1	3	4	0	15	2	2	2	1	39
03 Williams, Alzee	g	6	7	0	0	3	4	1	1	2	2	15	2	2	0	0	33
10 Mitchell, Austin	g	0	0	0	0	0	0	0	0	0	0	0	0	1	0	0	0+
22 Overlander, Clarke	g	0	0	0	0	0	0	0	0	0	0	0	0	0	0	0	9
44 Coleman, Keith	g	0	0	0	0	0	0	0	1	3	4	2	0	1	2	0	14
TEAM								2	2								
Totals		24	32	2	4	27	32	5	23	28	16	77	13	21	7	4	201

FIU (13-11, 8-7 SBC)	FG-A	3G-A	FT-A	O	D	T	PF	Pts	A	TO	B	S	Min.				
03 Frink, Jerome	f	2	7	0	1	1	1	1	2	3	5	5	0	0	0	0	29
15 Murphy, Iymell	f	10	12	1	2	2	2	1	4	5	1	23	2	5	0	3	36
33 Akomolafe, Tola	f	1	5	0	2	0	0	0	2	1	3	3	2	2	0	0	30
01 Hill, Deric	g	4	9	3	3	4	5	0	0	0	0	5	15	1	0	0	33
24 Smith, Malik	g	1	6	0	4	2	3	0	0	0	2	4	0	1	0	0	31
02 Porcher Jimenez, M.	g	2	5	1	2	2	2	0	1	1	2	7	0	2	0	1	25
10 Bell, Cameron	g	2	6	1	1	4	5	0	0	0	1	9	0	0	0	0	14
14 Ferrales, Juan	g	0	1	0	0	2	2	0	0	0	1	2	0	1	0	0	3
TEAM								2	2								
Totals		22	51	6	15	17	20	6	8	14	20	67	5	11	0	9	201

	1st	2nd	Tot	FG%	3FG%	FT%	Paint	Off/To	2nd	FB	Bench
North Texas	41	36	77	75.0	50.0	84.4	30	11	5	4	15
FIU	35	32	67	43.1	40.0	85.0	24	15	4	2	18

Officials: Dan Chrisman, Dedric Taylor, Brad Etter  
Attendance: 5,497

**27** NORTH TEXAS 73 at ULM 85  
Fant-Ewing Coliseum • Monroe, La. • 2/14/13

Mean Green (9-18, 4-12 SBC)	FG-A	3G-A	FT-A	O	D	T	PF	Pts	A	TO	B	S	Min.				
13 Mitchell, Tony	f	4	8	0	3	2	3	3	5	8	3	10	3	1	5	0	34
25 Stojiljkovic, Niko	f	1	2	1	2	0	0	0	1	1	1	3	2	1	1	0	17
04 Hardwick, P.J.	g	2	5	0	0	0	0	0	2	2	3	4	5	3	0	0	25
23 Williams, Jordan	g	7	12	3	5	5	6	1	0	1	4	22	0	5	0	0	34
32 Franklin, Roger	g	8	14	0	0	6	8	3	8	11	2	22	3	1	4	1	37
03 Williams, Alzee	g	3	12	0	0	4	4	2	0	2	1	10	2	3	0	1	33
10 Mitchell, Austin	g	0	0	0	0	0	0	0	0	0	0	0	0	0	0	0	0+
22 Overlander, Clarke	g	0	1	0	0	0	0	0	0	0	4	0	0	0	0	0	13
44 Coleman, Keith	g	1	1	0	0	0	0	1	0	1	3	2	0	2	0	0	7
TEAM								1	4	5							
Totals		26	55	4	10	17	21	11	20	31	21	73	15	16	10	2	200

ULM (4-17, 3-12 SBC)	FG-A	3G-A	FT-A	O	D	T	PF	Pts	A	TO	B	S	Min.				
01 James, Jayon	f	1	4	0	0	2	4	2	1	3	4	4	1	4	0	1	25
23 Brown, Millaun	f	9	10	0	0	3	4	3	5	8	3	21	1	0	1	1	30
04 McCray, R.J.	g	4	6	1	1	1	2	0	3	3	2	10	6	2	1	1	30
05 Mackey, Trent	g	6	8	5	7	1	2	1	1	2	2	18	0	0	0	0	36
10 Olatayo, Amos	g	8	19	2	5	4	12	2	5	7	0	22	4	1	0	2	39
15 Koszuta, Kyle	g	2	3	1	2	0	0	0	2	2	3	5	3	1	0	0	15
35 Lindsey, Trey	g	1	5	0	1	3	4	1	2	3	2	5	4	1	0	1	25
TEAM								1	1								
Totals		31	55	9	16	14	28	10	19	29	16	85	19	9	2	6	200

	1st	2nd	Tot	FG%	3FG%	FT%	Paint	Off/To	2nd	FB	Bench
North Texas	42	31	73	47.3	40.0	81.0	34	14	13	4	12
ULM	33	52	85	56.4	56.3	50.0	40	18	12	2	10

Officials: Bruce Benedict, Brad Ferrie, Rodrick Dixon  
Attendance: 904

**28** NORTH TEXAS 63 at TROY 61  
Trojan Arena • Troy, Ala. • 2/16/13

Mean Green (10-18, 5-12 SBC)	FG-A	3G-A	FT-A	O	D	T	PF	Pts	A	TO	B	S	Min.				
13 Mitchell, Tony	f	3	8	1	3	2	2	1	7	8	1	9	1	4	2	1	38
03 Williams, Alzee	g	4	10	0	2	2	3	1	2	3	1	10	2	1	0	1	40
04 Hardwick, P.J.	g	4	6	0	0	1	2	0	5	5	4	9	6	0	0	0	38
23 Williams, Jordan	g	9	11	7	9	0	0	0	1	1	3	25	1	4	0	0	35
32 Franklin, Roger	g	3	7	0	0	4	6	1	4	5	3	10	3	3	1	1	35
22 Overlander, Clarke	g	0	1	0	1	0	0	0	0	0	0	0	0	0	0	0	2
25 Stojiljkovic, Niko	g	0	2	0	0	0	0	0	0	0	0	1	0	0	0	0	9
44 Coleman, Keith																	

**29** NORTH TEXAS 66 vs FLORIDA ATLANTIC 57 OT  
 The Super Pit • Denton, Texas • 2/21/13

Mean Green (11-18, 6-12 SBC)		FG-A	3G-A	FT-A	O	D	T	PF	Pts	A	TO	B	S	Min.				
32	Franklin, Roger	f	8	13	1	1	3	4	3	6	9	3	20	1	1	1	1	40
44	Coleman, Keith	f	1	3	0	0	0	0	2	3	5	2	2	1	3	0	0	12
03	Williams, Alzee	g	2	8	0	0	6	7	1	5	6	2	10	2	1	1	1	44
04	Hardwick, P.J.	g	4	10	0	0	0	0	1	6	7	1	8	3	0	0	0	35
23	Williams, Jordan	g	3	13	1	4	7	8	2	3	5	0	14	0	4	0	1	44
13	Mitchell, Tony	g	3	8	0	0	6	6	2	2	4	1	12	1	2	4	1	34
22	Overlander, Clarke	g	0	0	0	0	0	0	0	0	0	0	1	0	0	0	0	2
25	Stojiljkovic, Niko	g	0	2	0	1	0	0	0	4	4	1	0	0	0	0	0	14
TEAM																		
Totals		21	57	2	6	22	25	14	31	45	11	66	8	11	6	4	225	


FAU (12-17, 7-11 SBC)		FG-A	3G-A	FT-A	O	D	T	PF	Pts	A	TO	B	S	Min.				
21	McCoy, Jordan	f	3	8	0	0	2	2	2	7	9	5	8	0	0	1	0	35
44	Penn, Kelvin	f	1	3	0	0	0	0	4	2	6	1	2	0	0	1	1	17
15	Morrow, Richard	g	1	2	0	0	1	1	2	3	5	2	3	0	2	1	0	24
22	Gantt, Greg	g	7	23	2	6	2	2	2	2	4	2	18	1	2	0	0	43
42	Moody, Stefan	g	6	21	1	9	0	2	0	1	1	0	13	3	2	2	2	43
03	Sekelja, Dragan	g	4	4	0	0	0	2	0	3	3	4	8	3	2	2	1	27
04	Mattison, Andre	g	0	0	0	0	0	0	1	1	2	0	0	0	0	0	0	9
12	Trapp, Jackson	g	2	6	1	4	0	0	0	3	3	3	5	2	0	0	0	27
TEAM																		
Totals		24	67	4	19	5	9	14	24	38	19	57	9	9	7	4	225	

	1st	2nd	OT	Tot	FG%	3FG%	FT%	Paint	Off/To	2nd	FB	Bench
North Texas	35	22	9	66	36.8	33.3	88.0	26	7	12	10	12
Florida Atlantic	35	22	0	57	35.8	21.1	55.6	28	15	14	2	13

Officials: Tom O'Neill, Keith Kimble, Hal Lusk

Attendance: 2,532


RADIO-TV CHART



**1** Jacob Holmen  
6-8 • 225 • Sr. • F  
Whitehouse, Texas




**2** Brandon Walton  
6-2 • 205 • Sr. • G  
Compton, Calif.



**3** Alzee Williams  
6-4 • 180 • Jr. • G  
Dallas



**4** P.J. Hardwick  
5-10 • 170 • Fr. • G  
Miami




**5** Chris Jones  
6-2 • 202 • So. • G  
Garland, Texas




**10** Austin Mitchell  
6-1 • 180 • Fr. • G  
Plano, Texas



**11** Justin Patton  
6-7 • 200 • Sr. • F  
Bossier City, La.




**13** Tony Mitchell  
6-8 • 235 • So. • F  
Dallas




**21** T. J. Taylor  
6-3 • 220 • So. • G  
Denison, Texas



**22** Clarke Overlander  
6-5 • 210 • Fr. • G  
Argyle, Texas




**23** Jordan Williams  
6-6 • 195 • So. • G  
Dallas



**25** Niko Stojiljkovic  
6-9 • 215 • Sr. • F  
Paris, France



**32** Roger Franklin  
6-5 • 220 • Sr. • G/F  
Duncanville, Texas



**44** Keith Coleman  
6-10 • 245 • So. • F/C  
Philadelphia, Penn.



**HEAD COACH**  
Tony Benford



**NORTH TEXAS  
BASKETBALL**