

NORTH TEXAS BASKETBALL

Stephen Howard • Asst. Director Media Relations • Office: 940.369.8548 • Cell: 817.793.5199 • stephen.howard@unt.edu

2012-13 SCHEDULE

NOVEMBER

9	at No. 16/15 Creighton	L 71-51
12	vs. Alabama-Huntsville #	L 78-75
13	vs. Lamar #	W 74-59
16	Cameron	W 78-49
19	vs. IUPUI %	3:30 p.m.
20	vs. Virginia %	6 p.m.
28	UT Arlington	7 p.m.

DECEMBER

1	Louisiana-Lafayette *	7 p.m.
5	at St. Louis	TBA
8	Jackson State	7 p.m.
16	Southeastern Louisiana	1 p.m.
20	Lehigh	7 p.m.
29	at Western Kentucky *	7 p.m.
31	at Middle Tennessee *	7 p.m.

JANUARY

3	Troy *	7 p.m.
5	ULM *	7 p.m.
10	at UALR *	7 p.m.
12	South Alabama *	7 p.m.
17	at FIU *	6:30 p.m.
19	at Florida Atlantic *	6 p.m.
24	Middle Tennessee *	7 p.m.
26	UALR *	7 p.m.
31	at Louisiana-Lafayette *	7 p.m.

FEBRUARY

2	at Arkansas State *	7 p.m.
7	Western Kentucky *	7 p.m.
9	FIU *	7 p.m.
14	at ULM *	7 p.m.
16	at Troy *	7 p.m.
21	Florida Atlantic *	7 p.m.
23	at South Alabama *	7 p.m.
28	Arkansas State *	7 p.m.

MARCH

8-11 Sun Belt Conference Tournament \$

NIT Season Tip-Off (Midwest Regional; Manhattan, Kan.)


% NIT Season Tip-Off (Consolation Round; Charlottesville, Va.)

* Sun Belt Conference Game

\$ Sun Belt Tournament - Hot Springs, Ark.

All times Central

GAME 5, 6 - NIT SEASON TIP-OFF CONSOLATION ROUND



North Texas (2-2) vs. IUPUI Jaguars (2-2)
Nov. 19, 2012 • 3:30 p.m. (Central)

North Texas vs. Virginia Cavaliers (2-2)
Nov. 20, 2012 • 6 p.m. (Central)

Charlottesville, Va. • John Paul Jones Arena (14,593)
Radio: MGRN - 88.1 KNTU-FM, 95.3 KHYI-FM
TV: None • Webcast: None

NORTH TEXAS PROBABLE STARTERS

5	CHRIS JONES 6-2 • 202 • G • SO. GARLAND, TEXAS		PPG: 11.0 RPG: 3.5 FG%: 48.6 FT%: 57.1 APG: 6.0 SPG: 1.0	6.0 APG ranks 1st in SBC 41st in nation ... 15-of-18 from the floor in last 2 games - 15.5 PPG ... 19th highest scoring frosh in NCAA last year (14.1 PPG) ... 23 career starts.
3	ALZEE WILLIAMS 6-4 • 180 • G • JR. DALLAS, TEXAS		PPG: 10.0 RPG: 3.3 FG%: 42.1 FT%: 61.5 APG: 1.8 MPG: 30.0	12-of-18 from floor in last 2 games ... 1 turnover in '12-13 ... Team-high 30 MPG ... Led the league with 35.6 minutes per SBC game ... Shot 51.6% from floor in SBC Tourney ... 34 starts.
23	JORDAN WILLIAMS 6-6 • 195 • G • SO. DALLAS, TEXAS		PPG: 13.0 RPG: 3.3 FG%: 36.7 FT%: 80.0 BPG: 1.3 MPG: 27.3	Career-high 26 pts vs UAH in NIT ... Led NT with 20 pts, 10 reb in exhib win ... NT's 4th leading scorer in 2011-12 (10.9 PPG) ... Career 53.1% shooter inside 3-pt arch ... 17 starts.
32	ROGER FRANKLIN 6-5 • 220 • G/F • SR. DUNCANVILLE, TEXAS		PPG: 6.8 RPG: 5.3 FG%: 50.0 FT%: 75.0 APG: 0.8 MPG: 21.8	16 pts on 7-of-12 vs UAH ... 4 double-doubles in '11-12 tied for 6th most in the SBC ... Ranked 2nd at NT with 5.0 RPG ... Posted 15 double-digit scoring games ... 20 career starts.
13	TONY MITCHELL 6-8 • 235 • F • SO. DALLAS, TEXAS		PPG: 14.3 RPG: 8.8 FG%: 47.5 FT%: 65.0 BPG: 2.3 MPG: 28.0	Preseason All-American ... SBC Preseason POY ... SBC high 9 blocks ... 12 career double-doubles ... Led SBC with 15.9 PPG, 11.8 RPG, 47.1 3FG%, 3.1 BPG in league games ... 26 starts.

NORTH TEXAS RESERVES

Pos	No	Name	Ht	Wt	Yr	Hometown	Pts / Reb / Other
F	1	Jacob Holmen	6-8	225	Sr.	Whitehouse, Texas	7.5 / 3.0 / 52.2 FG%
G	2	Brandan Walton	6-2	205	Sr.	Compton, Calif.	-
G	4	P.J. Hardwick	5-10	170	Fr.	Miami	3.0 / 3.8 / 2.8 APG
G	10	Austin Mitchell	6-1	180	Fr.	Plano, Texas	0.0 / 0.3 / 1 steal
F	11	Justin Patton	6-7	200	Sr.	Bossier City, La.	1.0 / 0.0 / 1 assist
G	21	T.J. Taylor	6-3	220	So.	Denison, Texas	-
G	22	Clarke Overlander	6-5	210	Fr.	Argyle, Texas	0.8 / 0.3 / 3 steals
F	25	Niko Stojiljkovic	6-9	215	Sr.	Paris, France	0.0 / 1.0 / 1 assist
F	44	Keith Coleman	6-10	245	So.	Philadelphia	2.8 / 4.8 / 1.0 BPG



ALL-AMERICAN TONY MITCHELL

• **CBS SPORTS**

Preseason All-America (Second Team)
Preseason No. 7 Ranked Player in NCAA

• **ESPN**

Preseason All-America (Second Team)

• **BASKETBALL TIMES MAGAZINE**

Featured on Oct. Issue Cover

• **JOHN WOODEN AWARD**

Wooden Award Preseason Top 50 Player

• **BLUE RIBBON REPORT**

Preseason All-America (Third Team)

• **LINDY'S SPORTS**

No. 2 Center in the Nation

• **SUN BELT CONFERENCE**

Preseason Player of the Year

• **LEBRON JAMES, AMAR'E STOUDEMIRE
SKILLS ACADEMY STANDOUT**

• **ATHLON SPORTS**

Preseason All-America (Second Team)
No. 3 Inside-Out Player in the Country



BY THE NUMBERS



79 CAREER BLOCKS



14.7 CAREER POINTS PER GAME



10.1 CAREER REBOUNDS PER GAME



12 CAREER DOUBLE-DOUBLES



55.2 PERCENT CAREER SHOOTER



46.2 CAREER 3-POINT SHOOTER

ATHLETIC MEDIA RELATIONS

Eric Capper - Assoc. AD/Media Relations
940-565-2476 • eric.capper@unt.edu

Stephen Howard - Asst. Director (MBB)
940-369-8548 • 817-793-5199 (cell)
stephen.howard@unt.edu

Media Information

Credentials

Working press credentials can be requested by contacting Stephen Howard (940-369-8548). Full-season and single-game passes will be mailed whenever possible. If not, they will be left at the Will Call table located at Gate C in the Super Pit.

Player Interviews

All interviews with North Texas players must be arranged through the Media Relations Office. Please contact Stephen Howard.

Tony Benford Interviews

All interviews with North Texas head coach Tony Benford must be arranged through the Media Relations Office. Please contact Stephen Howard.

Post-Game Interviews

The Mean Green locker room is closed at all times. Coach Benford and requested players will be available for interviews postgame after a brief cooling off period.

Practice Coverage

North Texas basketball practice is always open to the media. Practice times are usually scheduled for 3:30-6 p.m., and players and coaches are available for interviews prior to each practice, on a prearranged basis through the athletic media relations office.

Quick Facts

Location: Denton, Texas
Founded: 1890
Enrollment: 35,694
Nickname: Mean Green
Colors: Green and White
Home Arena: The Super Pit (10,500)
Affiliation: Division I
Conference: Sun Belt (C-USA 2013-14)
Head Coach: Tony Benford (1st Year)
Record at North Texas: 2-2
Overall Record: Same
Program All-Time Record: 1,065-1,197-1

Quick Hitters

- NT's nine blocks against Cameron are the most by the Mean Green since it posted 11 against Denver on Feb. 15, 2007.
- NT has won a school-record 10 straight home openers. In the Super Pit era (1973-74) NT is 26-14 in home openers.
- Chris Jones leads the Sun Belt and ranks 41st in the nation with 6.0 assists per game.

New Philosophy - Tony Benford and the Mean Green pride themselves on their defense. So far so good, as NT ranks third in the Sun Belt with a 38.6 defensive field goal percentage, and third in scoring defense at 64.2 points allowed per game so far.

Tournament Jake - Dating back to last year's Sun Belt Tournament Jacob Holmen has hit nine of his last 12 shots (75 percent) from 3-point and is averaging 10.3 points per game. Holmen has a 25.0 percent career 3-point shooter (22-of-88) prior to the 2012 SBC Tournament. Holmen earned All-SBC Tournament honors for helping NT advance to its third straight finals.

They Can't Miss - Alzee Williams and Chris Jones have been on fire in NT's last two games - Mean Green wins by an average of 22 points. Jones (15-of-18) and Williams (12-of-18) have combined to hit 27-of-36 (75 percent) shots and average 30 points together over the last two outings.

First Of Many! - Tony Benford led NT to a 74-59 win over Lamar on Tuesday, which was the first victory of his head coaching career. With a win over Cameron, Benford could start his career with a 2-2 mark. Only five of NT's previous 16 head coaches started their careers better than 2-2, and none since Bill Blakeley in 1975-76.

Working Without Walton - NT will be without the services of sharp shooter Brandan Walton for the rest of the year due to injury, but it does put NT in a nice situation for next season. NT will have Walton as well as Marquette transfer T.J. Taylor on board for 2013-14.

28th Ranked Recruiting Class - North Texas coach Tony Benford just laid the foundation on the nation's No. 28 ranked recruiting class according to HoopScoopOnline.com, which includes Seguin's Greg Wesley, Kingwood's Josh Friar and Oldsmar Christian big-man Tony Nunn. NT's class is ranked higher than that of any Sun Belt school or future CUSA foe.

INSIDE THE TOURNAMENT

• North Texas has never faced either IUPUI or Virginia on the hardwood, and has limited contact with their respective leagues. Of the nine teams in the Summit League, NT has faced only South Dakota State (series tied 1-1). The Mean Green is 0-6 all-time against the ACC, with matchups against Boston College (0-2), Georgia Tech (0-1), Maryland (0-1), North Carolina (0-1, 1988 NCAA Tournament) and NC State (0-1).

• IUPUI drew Michigan in the opening game of the NIT Season Tip-Off and fell, 91-54, to the Wolverines despite 15 points from John Hart. The Jaguars bounced back in the second round with 27 points from Mitchell Patton and 21 points from Greg Rice in an 80-66 victory over Bowling Green.

• IUPUI was tabbed as the fifth best team in the Summit League in 2012-13 according to their Preseason Poll. South Dakota State ran away with the top spot, taking all but one first-place vote. Ian Chiles, who has yet to see the floor this year due to injury, was Second-Team All-Summit League selection for the Jaguars.

• Virginia cruised past Fairfield in the opening round of the NIT Season Tip-Off, 54-45, after Joe Harris poured in 15 points. The Cavaliers were relegated to the Consolation Bracket after Delaware pulled the upset thanks to a stifling defensive effort that held Virginia to 35.1 percent shooting.

• The Cavaliers were picked to finish seventh in both the Atlantic Coast Conference Preseason Coaches and Media polls. NC State was tabbed atop the ACC in both polls, and C.J. Leslie from NC State was the unanimous pick for Preseason Player of the Year. The ACC currently has three teams inside the AP Poll top 11.

• This is the first appearance in the NIT Season Tip-Off for the Mean Green, which opened the tournament with a 78-75 loss to Alabama-Huntsville. NT rebounded with a 74-59 win over Lamar thanks to 18 points and 10 rebounds from Tony Mitchell.

TALE OF THE TAPE

Mean Green	Jaguars
69.5.....PPG.....	68.2
+5.3.....Margin.....	-4.2
39.6.....FG%.....	44.2
23.7.....3PT%.....	39.0
66.7.....FT%.....	67.3
+1.3.....Rebound Margin.....	-3.5
15.0.....Asst. Avg.....	15.3
12.0.....TO Avg.....	12.8
7.0.....Steals Avg.....	5.3
4.8.....Blocks Avg.....	1.3

SUN BELT CONFERENCE

SBC STANDINGS

(As of Nov. 17)

WEST DIVISION

Team	Conf.	Overall
Arkansas State	0 0 .000	2 1 .667
North Texas	0 0 .000	2 2 .500
Louisiana-Lafayette	0 0 .000	1 1 .500
UALR	0 0 .000	1 2 .333
ULM	0 0 .000	0 1 .000

EAST DIVISION

Team	Conf.	Overall
Middle Tennessee	0 0 .000	2 0 1.000
South Alabama	0 0 .000	2 0 1.000
Western Kentucky	0 0 .000	2 1 .667
Troy	0 0 .000	1 1 .500
Florida Atlantic	0 0 .000	1 2 .333
FIU	0 0 .000	0 2 .000

NORTH TEXAS SBC RANKINGS

(As of Nov. 17)

OVERALL RANKINGS

Category	Stat	Rank
Scoring Offense	69.5	6
Scoring Defense	64.2	3
Scoring Margin	+5.2	5
Free Throw Pct	.667	3
Field Goal Pct	.396	6
Defensive Field Goal Pct	.386	3
3-Point FG Pct	.237	7
Defensive 3-Point FG Pct	.347	9
Rebounding Offense	41.5	2
Rebounding Defense	40.2	7
Rebounding Margin	1.2	5
Blocks	4.8	4
Assists	15	2
Steals	7	6
Turnover Margin	+4.75	2
Assist/Turnover Ratio	1.30	2
Offensive Rebounds	15.8	2
Defensive Rebounds	25.8	3
Defensive Rebound Pct	.687	4
Offensive Rebound Pct	.356	4
3-Point FG Made	3.5	10

SUN BELT ONLY RANKINGS

Category	Stat	Rank
Scoring Offense	-	-
Scoring Defense	-	-
Scoring Margin	-	-
Free Throw Pct	-	-
Field Goal Pct	-	-
Defensive Field Goal Pct	-	-
3-Point FG Pct	-	-
Defensive 3-Point FG Pct	-	-
Rebounding Offense	-	-
Rebounding Defense	-	-
Rebounding Margin	-	-
Blocks	-	-
Assists	-	-
Steals	-	-
Turnover Margin	-	-
Assist/Turnover Ratio	-	-
Offensive Rebounds	-	-
Defensive Rebounds	-	-
Defensive Rebound Pct	-	-
Offensive Rebound Pct	-	-
3-Point FG Made	-	-

All-American - Tony Mitchell was named a Preseason All-American by several national publications, including ESPN, CBS Sports, Athlon, Basketball Times and Blue Ribbon Report. He was also named the Sun Belt's Preseason Player of the Year. At 14.7 points and 10.3 rebounds, Mitchell joined Kentucky's Anthony Davis as the only freshmen in the country to average a double-double.

Tough Schedule - Matchups against No. 16/15 Creighton, the NIT Season Tip-Off, St. Louis and Lehigh got the attention of USA Today, which ranked the NT schedule as the nation's fifth toughest overall, and the best by any mid-major this year.

First-Class Staff - Tony Benford brought a first-class coaching staff with him to NT. The staff owns over 100 years of collegiate coaching experience, and features Associate Head Coach Rob Evans, who has 205 head coaching wins at Arizona State and Ole' Miss. Bart Lundy, a veteran of 211 head coaching victories at High Point and Queens, came from Marquette to join Benford. David Anwar spent the last six seasons at Nebraska, and is a 12-year collegiate coaching veteran.

Winning Ways - Benford & Co. are taking over a North Texas program that knows how to win. NT has averaged 21 wins per year over the last six seasons, including five straight 20-win seasons from 2007-11. NT won the 2007 and 2010 Sun Belt titles, and played in the NCAA Tournament in both of those seasons.

Third Straight Final - The Mean Green, which fell just two wins shy of its sixth consecutive 20-win season, advanced to the Sun Belt Tournament finals for a third straight year. That makes NT just the third program in Sun Belt history to advance to three straight SBC Tournament finals, and the first since Western Kentucky in 2001-03.

Block Party - Last year, Tony Mitchell set the program's single season blocks record at 70 blocks in just 23 games. He passes Shawnson Johnson, who tallied 69 blocks in 23 games in 2003-04. At 3.04 blocks per game overall, Mitchell's pace was just ahead of Johnson's 3.00 average for the best in NT history.

By The Numbers - North Texas returns its top seven scorers from 2011-12, including four double-digit scorers. In fact, the Mean Green will have 86.4 percent of its scoring

back for this year. NT also brings back 72.7 percent of its rebounding, 82.3 percent of its blocks and 81.6 percent of its assists.

Bringing Them In - Last season NT averaged over 4,000 fans for just the third time in school history and for the first time since 1976-77. The Mean Green finished the year with an average of 4,006 fans per home game after a season-high 6,921 fans attended the home finale. That average ranked third in the Sun Belt in 2011-12 behind only Denver (5,460) and Middle Tennessee (5,035).

Pit Prowess - The reason for the attendance spike has a lot to do with the fact that North Texas has been nearly unbeatable at home. NT is a Sun Belt best 75-17 (.815) at the Super Pit since the 2006-07 season.

Big Minutes - Alzee Williams played 1,013 minutes in 2011-12, which are the eighth most in school history. Williams joins Josh White (3) George Odufuwa (2), Tristan Thompson (1) and Ben Bell (1) as the only North Texas players since Tony Worrell in 1988 to play over 1,000 minutes in a single season. Williams led the Sun Belt with 35.6 minutes per league game after taking over the bulk of the point guard duties with 13 games remaining.

Can't Stop Holmen - Jacob Holmen simply finished the year on fire. After recording just one double-digit scoring game in the regular season, Holmen scored at least 10 points in all three Sun Belt Tournament games. In fact, Holmen's career-high 21 point burst in the semifinals helped NT advance to its third straight SBC final. He averaged a team-high-tying 14.0 points per game in the SBC Tournament, including a 6-of-9 mark from 3-point, and snagged an All-Tournament team nod.

Recruiting Class - Joining NT on the court this year is a local hoops hero and a pair of high-major signees. Clarke Overlander, a two-time district MVP at nearby Argyle High School, led the Eagles to their first state championship, and even took home state tournament MVP honors. Big man Keith Coleman was named by Hot100Hoops.com as one of the nation's top-25 junior college players, and originally signed with Nebraska before playing a season at Marshalltown CC (Iowa). Point guard P.J. Hardwick, who originally signed with Mississippi State, was Benford's first signee. He averaged 15 points and 10 assists per game as a senior at Houston's Christian Life Academy.

NORTH TEXAS VS THE NCAA

(Rankings as of Nov. 9)

Category	Rank	Stat
Scoring	-	-
Scoring Def	-	-
Margin	-	-
FG%	-	-
FG% Def	-	-
3FG	-	-
3-FG %	-	-
3-FG Def	-	-
FT %	-	-
Reb. Margin	-	-
Assists	-	-
A/TO	-	-
Blocks	-	-
Steals	-	-
Turnovers	-	-
Turnover Margin	-	-
Fouls	-	-

NT IN TOP 250 INDIVIDUAL

NT Player	Stat	Number	Rank
-----------	------	--------	------

SUN BELT PRESEASON ALL-CONFERENCE TEAMS

First Team

- Will Neighbour (UALR, Jr., Forward)
- Trey Finn (Arkansas State, Sr., Guard)
- Marcos Knight (MTSU, Sr., Guard)
- Tony Mitchell (North Texas, So., Forward)**
- Augustine Rubit (USA, Jr., Forward)

Second Team

- Brandon Peterson (ASU, Sr., Forward)
- Greg Gantt (Florida Atlantic, Sr., Guard)
- JT Sulton (Middle Tennessee, Sr., Forward)
- Bruce Massey (Middle Tennessee, Sr., Guard)
- George Fant (WKU, So., Forward)

Third Team

- Marcus Hooten (Arkansas State, Sr., Guard)
- Raymond Cintron (MTSU, Sr., Guard)
- Javier Carter (South Alabama, Sr., Forward)
- Freddie Goldstein (USA, Sr., Guard)
- T.J. Price (WKU, So., Guard)

Player of the Year

Tony Mitchell (North Texas, So., Forward)

SUN BELT PRESEASON COACHES' POLL

EAST DIVISION

1. Middle Tennessee – 65 points (11)
2. South Alabama – 51 points
3. WKU – 47 points
4. Florida Atlantic – 29 points
5. Troy – 22 points
6. FIU – 17 points

WEST DIVISION

1. North Texas – 55 points (11)
2. Arkansas State – 40 points
3. UALR – 33 points
4. Louisiana-Lafayette – 24 points
5. Louisiana-Monroe – 13 points

NORTH TEXAS MEDIA AVAILABILITY SCHEDULE

Sunday Nov. 18	Monday Nov. 19	Tuesday Nov. 20	Wednesday Nov. 21	Thursday Nov. 22	Friday Nov. 23	Saturday Nov. 24
Travel to Charlottesville, Va.	IUPUI game 3:30 p.m.	Virginia game 6 p.m.	Return to Denton	Happy Thanksgiving!	Happy Thanksgiving	Return to Denton
Benford & players available via phone.	Benford & players available postgame.	Benford & players available postgame	Benford & players available by phone	No player availability	No player availability	No media availability

Media availability subject to change. Please contact Stephen Howard for all requests.

NORTH TEXAS ROSTER

Name	No	Ht	Wt	Class	Pos	Exp	Hometown	Previous School
Jacob Holmen	1	6-8	225	Sr.	F	3L	Whitehouse, Texas	Whitehouse HS
Brandan Walton	2	6-2	205	Sr.	G	1L	Compton, Calif.	Casper College
Alzee Williams	3	6-4	180	Jr.	G	2L	Dallas	Miss. Elite Christian Academy
P.J. Hardwick	4	5-10	170	Fr.	G	HS	Miami	Christian Life Academy
Chris Jones	5	6-2	202	So.	G	1L	Garland, Texas	Lakeview Centennial HS
Austin Mitchell	10	6-1	180	Fr.	G	HS	Plano, Texas	Plano HS
Justin Patton	11	6-7	200	Sr.	F	TR	Bossier City, La.	Grambling State
Tony Mitchell	13	6-8	235	So.	F	1L	Dallas	Pinkston HS
T.J. Taylor	21	6-3	220	So.	G	TR	Denison, Texas	Paris JC/Marquette
Clarke Overlander	22	6-5	210	Fr.	G	HS	Argyle, Texas	Argyle HS
Jordan Williams	23	6-6	195	So.	G	1L	Dallas	Kimball HS
Niko Stojiljkovic	25	6-9	215	Sr.	F	1L	Paris, France	Lon Morris College
Roger Franklin	32	6-5	220	Sr.	G/F	1L	Duncanville, Texas	Oklahoma State
Keith Coleman	44	6-10	245	So.	F	TR	Philadelphia	Marshalltown CC


Head Coach: Tony Benford - Texas Tech, '92 (1st season)
 Associate Head Coach: Rob Evans - New Mexico State, '68
 Assistant Coaches: Bart Lundy - Winthrop, '94 (1st season), David Anwar - Fitchburg State, '98
 Director of Operations: Jeff Luster - Tabor College, '96

PRONUNCIATION GUIDE

- 3 Alzee Williams - "Al - Zee"
- 22 Clarke Overlander - "Clark"
- 25 Niko Stojiljkovic - "Knee-Ko Stoy-Yolk-Uh-Vich"

MEAN GREEN RADIO NETWORK

Every North Texas game will be carried on the Mean Green Radio Network. NT graduate and 1310 The Ticket (KTCK-AM) personality George Dunham will handle the play-by-play duties, with Deputy Athletic Director Hank Dickenson providing analysis. Dickenson will also handle all road play-by-play duties. All MGRN broadcasts can be heard in Denton on 88.1 KNTU-FM, in the DFW area on 95.3 KHYY-FM.



MEAN GREEN SOCIAL MEDIA



TWITTER
 @MeanGreenMBB
 @MeanGreenSports



FACEBOOK
 Facebook.com/MeanGreenMBB
 Facebook.com/MeanGreenSports

NORTH TEXAS' RECORD WHEN

Overall	2-2
Home.....	1-0
Road	0-1
Neutral.....	1-1
Leading at half.....	2-0
Trailing at half	0-2
Tied at half	0-0
Overtime.....	0-0
Last minute lead change	0-0
Five point games	0-1
"One Shot" games.....	0-1
Outshoots Opponent	2-0
Outshot by Opponent.....	0-2
More rebounds	1-0
Less or equal Rebounds	1-2
More offensive boards.....	2-2
Less or equal offensive boards	0-0
More turnovers.....	0-0
Less or equal turnovers	2-2
Player(s) foul out.....	0-1
Opponent(s) foul out	1-1
Has technical foul.....	0-0
Opponent technical foul.....	0-0
Scores:	
59 and under	0-1
60-69	0-0
70-79	2-1
80-89	0-0
90-99	0-0
100+	0-0
Opponent Scores:	
59 and under	2-0
60-69	0-0
70-79	0-2
80-89	0-0
90-99	0-0
100+	0-0
Shoots:	
Under 35%.....	0-1
35-39%.....	0-1
40-44%.....	0-0
45-49%.....	2-0
50%+	0-0
Opponent Shoots:	
Under 35%.....	1-0
35-39%.....	0-1
40-44%.....	1-0
45-49%.....	0-0
50%+	0-1
Free Throws:	
Under 60%.....	0-1
60-69%.....	2-0
70-79%.....	0-1
80+%	0-0
Free Throw Attempts:	
Under 20 Attempts.....	1-1
20-29	1-0
30-39	0-1
40-49	0-0
50+	0-0
Field Goal Attempts:	
Under 50 FGA	0-0
50-59 FGA	0-0
60-69 FGA	2-2
70+ FGA	0-0
Season Streaks	
Longest Win Streak.....	2
Longest Losing Streak	2
Current Streak	Won 2
Last 10	2-2
Largest Lead.....	42 pts (vs Cameron)
Largest Deficit.....	23 pts (at Creighton)
Largest Deficit Overcome	6 pts (at Creighton)
With Seroka (since 08-09).....	77-39

MEAN GREEN 2012-13 ACCOLADES AND HONORS

Tony Mitchell

- John Wooden Award Preseason Top 50 Players
- Preseason All-America (ESPN, CBS Sports, Blue Ribbon Report, Lindy's, Basketball Times)
- Sun Belt Conference Preseason Player of the Year
- Preseason First-Team All-Sun Belt
- CBS Sports 2012 Preseason Top 100 College Players (No. 7)
- Basketball Times Oct. Issue Cover Boy
- Athlon Sports No. 3 Inside-Out Player in the Country
- Lindy's No. 2 Center in the Nation
- SB Nation No. 9 on Top 100 Players in College Basketball
- NBA Draft Express 2013 NBA Mock Draft No. 8 Overall Pick

Jordan Williams

- College Sports Madness Preseason All-Sun Belt (First Team)

Chris Jones

- College Sports Madness Preseason All-Sun Belt (First Team)

STARTING LINEUPS & RECORDS

Game	1	2	3	4	5	Result
at No. 16 Creighton	Jones	A. Williams	J. Williams	Franklin	T. Mitchell	L 71-51
Alabama-Huntsville	Jones	A. Williams	J. Williams	Franklin	T. Mitchell	L 78-75
Lamar	Jones	A. Williams	J. Williams	Franklin	T. Mitchell	W 74-59
Cameron	Jones	A. Williams	J. Williams	Franklin	T. Mitchell	W 78-49

MEAN GREEN MILESTONE GAMES

Double Figure Points

T. Mitchell.....	4
Jones	3
Holmen	2
A. Williams.....	2
J. Williams	2
Franklin.....	1

Three Or More Steals

T. Mitchell.....	1
------------------	---

Double Figure Rebounds

T. Mitchell.....	2
------------------	---

Three Or More Blocks

Coleman.....	1
T. Mitchell.....	1
J. Williams	1

Double-Doubles

T. Mitchell.....	2
------------------	---

Five Or More Assists

Jones	3
-------------	---

20+ Point Games

J. Williams	1
-------------------	---

30+ Point Games

THE LAST TIME A MEAN GREEN PLAYER ...

Had 30 or more points

30 - Tony Mitchell vs. Denver, 1/21/12

Had 15 or more rebounds

16 - Tony Mitchell vs. UALR, 2/23/12

Had 10 or more assists

10 - Chris Jones vs. Troy, 12/31/11

Had 5 or more blocks

6 - Tony Mitchell vs. Louisiana-Lafayette, 3/4/12

Had 5 or more steals

5 - Rich Young vs. Rice, 11/18/06

Made 90% or more FGA (min 5 att)

1.000 - George Odufuwa vs. UALR (7-7), 2/20/10

Made 80% or more FGA (min 5 att)

.889 - Chris Jones vs. Cameron (8-9), 11/16/12

.857 - Alzee Williams vs. Cameron (6-7), 11/16/12

Made 100% FTA (min 5 att)

1.000 - Jordan Williams (7-7), 11/12/12

Made 90% or more FTA (min 5 att)

.900 - Alzee Williams vs. UALR (9-10), 2/23/12

Made 8 or more 3PT's

8 - Joe Ervin vs. Arkansas, 12/30/98

Had a double-double (pts/rbs)

Tony Mitchell vs. Lamar (18 pts / 10 reb), 11/13/12

Had consecutive double-doubles (pts/rbs)

2 - Tony Mitchell vs. Alabama-Huntsville (10 pts, 11 reb), Lamar (18 pts, 10 reb)

Had a double-double (pts/asst)

Chris Jones vs. Troy (21 pts / 10 asst), 12/31/11

Had a triple-double (pts/rbs/asst)

Jesse Ratliff vs. Sam Houston St. (20pts/16reb/10asst), 2/18/93

Had a perfect shooting night (min 5 fg & ft att)

Tristan Thompson vs. Sam Houston St. (6-6 fg/2-2 3fg/6-6 ft), 12/3/08

THE LAST TIME A MEAN GREEN TEAM ...

Scored 100 or more points

107 - vs. Houston Baptist, 2/15/10

Allowed 100 or more points

100 - vs. Oklahoma State, 11/17/08

Scored 50 or fewer points

47 - vs. Arkansas State, 2/24/11

Held an opponent under 50 points

49 - vs. Cameron, 11/16/12

Won an overtime game

75-67 (OT) - vs. UALR, 2/23/12

Had 50 or more rebounds

50 - vs. Cameron, 11/16/16

Had 20 or more assists

22 - vs. Western Kentucky, 1/12/12

Had 10 or more steals

11 - vs. Lamar, 11/13/12

Had 5 or more blocks

9 - vs. Cameron, 11/16/12

Five or more players in double-figures

5 - vs. Cameron, 11/16/12

Made 60% or higher FGs

.638 - vs. Florida Atlantic (30-47), 2/4/10

Made 50% or higher 3pt FGs

.615 - vs. Arkansas State (8-13), 3/5/12

Made 90% or higher FTs

.947 - vs. La Sierra (18-of-19), 12/02/11

NORTH TEXAS RECORDS WATCH

Career Blocks

1.....	119.....	Jeffrey Simpson.....	2004-06
2.....	98.....	Quincy Williams.....	2004-08
3.....	91.....	Kedrick Hogans.....	2008-Pr.
4.....	81.....	Wendell Williams.....	1986-89
5.....	79.....	Tony Mitchell.....	2011-Pr.
6.....	76.....	Thomas Gibson.....	1990-92
7.....	70.....	George Odufuwa.....	2009-Pr.
8.....	69.....	Shawson Johnson.....	2003-04
9.....	66.....	Harold Stewart.....	2005-09
10.....	60.....	Will Smith.....	2000-04
11.....	53.....	Jason Miller.....	1999-01

Career Field Goal Percentage

1.....	585.....	John Horrocks.....	1981-83
2.....	581.....	Terry Bailey.....	1974-76
3.....	570.....	Will Smith.....	2000-04
4.....	561.....	Eric Tramiel.....	2008-10
5.....	559.....	Adam Smith.....	1993-95
6.....	555.....	Jeffrey Simpson.....	2004-06
7.....	554.....	Sean Riley.....	1995-97
8.....	552.....	Tony Mitchell.....	2012-Pr.
9.....	544.....	George Odufuwa.....	2008-Pr.
10.....	543.....	Keith Wooden.....	2006-08
11.....	540.....	Keenan DuBose.....	1985-87

Career 3-Point Field Goal Percentage

1.....	462.....	Tony Mitchell.....	2012-Pr.
2.....	431.....	George King.....	1993-96
3.....	413.....	Chad Elstun.....	1995-97
4.....	409.....	Dominique Johnson.....	2008-11
5.....	406.....	Rich Young.....	2005-07
6.....	396.....	Tristan Thompson.....	2008-11
7.....	391.....	Calvin Watson.....	2003-07
.....	391.....	Adam McCoy.....	2007-09
9.....	377.....	Collin Dennis.....	2007-09
10.....	376.....	Isaac Hines.....	2004-06
11.....	372.....	Josh White.....	2008-11
.....	367.....	Brandan Walton.....	2012-Pr.

HEAD COACH TONY BENFORD



PERSONAL

Birthdate

March 22, 1964

Hometown

Hobbs, N.M.

Alma Mater

Texas Tech, '92

Spouse

Deborah

Children

Audriana, Milena, Tony Jr., Jeremy

COACHING

North Texas

Head Coach (2012-Present)

Marquette

Assoc. Head Coach (2011-12)

Asst. Coach (2008-11)

Nebraska

Asst. Coach (2006-08)

UTEP

Asst. Coach (July 2006)

Arizona State

Assoc. Head Coach (2004-06)

Asst. Coach (1998-04)

New Mexico

Asst. Coach (1992-98)

All Saints School

Head Coach (1988-1991)

PLAYING CAREER

European League

Holland (1986-87)

Chicago Bulls

Training Camp (1986)

Boston Celtics

Fourth Round Draft Pick (1986)

Texas Tech

All-SWC (1986)

SWC Tournament MVP (1986)

Hobbs High School

1982 N.M. State MVP

1982 State Champion

One of the nation's most respected assistant coaches, Tony Benford, has taken the reigns of the North Texas men's basketball program.

A veteran of 20 years in Division I basketball and 14 postseason appearances, Benford served as the associate head coach under Buzz Williams at Marquette last season; his fourth year with the Golden Eagles. During his time at Marquette, Benford helped recruit and coach six All-Big East players, including 2012 Big East Player of the Year Jae Crowder.

Tabbed by Basketball Times, Fox Sports and Hoop Scoop as one of the country's top assistant coaches, Benford also spent time at Nebraska (2006-08), Arizona State (1998-06) and New Mexico (1992-98) developing some of the nation's most talented players.

"I couldn't be more excited about the opportunity of taking over the basketball program at North Texas," Benford said. "I would like to thank Rick Villarreal and President V. Lane Rawlins for this opportunity, and Johnny Jones for doing such a great job in making North Texas a winner. My philosophy is all about the players, and we will do everything in ensure that our players grow in the classroom, the community and on the court."

In his career Benford recruited and coached five NBA first-round draft picks: Garland, Texas; Ike Diogu (Arizona St., '05), Charles Smith (New Mexico, '97), Kenny Thomas (New Mexico, '99), Lazar Hayward (Marquette, '10) and Jimmy Butler (Marquette, '11), as well as three second-round picks in Eddie House (Arizona St., '00), Tommy Smith (Arizona St., '03) and Jeff Pendergraph (Arizona St., '09).

A native of Hobbs, N.M., Benford played collegiately at Texas Tech and was the catalyst for the Red Raiders Southwest Conference regular-season and tournament titles in 1985, and their 1986 SWC Tournament championship. He earned All-Southwest Conference and SWC Tournament MVP honors as a senior. The Boston Celtics selected Benford in the fourth round of the 1986 NBA Draft, and he played professionally in Holland for the 1986-87 season.

With Williams and Benford at the helm at Marquette, the Golden Eagles have reached the NCAA Tournament's Sweet 16 in each of the last two years. Marquette was ranked No. 11 in the final AP poll of 2012, and ranked 31st in the country in scoring offense with an average of 75.4 points per game. MU won at least 20 games and reached the NCAA Tournament in each of Benford's four years with the program.

Before arriving at Marquette, he had spent the previous two campaigns at Nebraska under head coach Doc Sadler. The Huskers collected 37 total victories in the two seasons, highlighted by a trip to the National Invitation Tournament in 2008. The squad posted 20 wins in 2007-08, just the 12th 20-win campaign in the program's 112-year history. North Texas forward Alonzo Edwards was recruited to Nebraska by Benford prior to transferring to Denton.

Benford served on the Arizona State bench as an assistant coach for his first six years in Tempe before being named associate head coach for his last two seasons. Benford helped the Sun Devils to four postseason appearances during his tenure, including earning a spot in the second round of the 2003 NCAA Tournament. While at ASU, Benford recruited Keith Wooden and George Odufuwa to Phoenix before the pair transferred to North Texas and went on to start a combined 143 games for the Mean Green.

In six seasons with New Mexico, Benford helped the Lobos reach five NCAA Tournament bids while winning 73.2 percent of their games (139-51 record). New Mexico picked up a pair of Western Athletic Conference tournament titles in 1993 and 1996, and a regular-season championship in 1994. During his stint with the Lobos, Benford coached the top four scorers in program history, including all-time leading scorer in Kenny Thomas.

As a prep all-star, Benford was a Converse All-American and the New Mexico Player of the Year after pouring in 27.5 points per game as a senior at Hobbs High School. He led Hobbs to the state title in his final season, earning MVP honors of the state championship tournament after posting 29 points in the title game.



1 Jacob Holmen

Forward

**Sr. ▶ 6-8 ▶ 225
Whitehouse, TX ▶
(Whitehouse HS)**

↳ CAREER HIGHS

Points: 21, vs Arkansas State -- 03/05/12
 Rebounds: 10, at Louisiana -- 1/27/11
 Assists: 4, vs Arkansas State -- 03/05/12
 Steals: 2, New Orleans -- 01/09/10; at TROY -- 1/15/11; Sam Houston State -- 12/10/11
 Blocks: 2, at Univ. of New Orleans -- 02/11/10; Henderson State -- 11/12/10
 FG made: 9, at Florida Atlantic -- 02/11/12
 FG attempts: 16, at Florida Atlantic -- 02/11/12
 3FG made: 5, vs Arkansas State -- 03/05/12
 3FG attempts: 5, vs Arkansas State -- 03/05/12; at Louisiana -- 1/27/11
 FT made: 5, Henderson State -- 11/12/10; University of the Southw -- 12/02/09
 FT attempts: 6, South Alabama -- 01/21/10; Henderson State -- 11/12/10

North Texas 2012-13: Has made 9 of last 12 (75.0%) from 3-point dating back to last season ... Highest active career scorer on team (485 career points) ... **2011-12:** All-Sun Belt Tournament team ... Team-high tying 14.0 ppg in SBC Tourney, including 6-of-9 from 3-point ... Career 21 point game in semifinal win over ASU (team season-high 5-of-5 from 3-point) ... Tied season high with 8 rebounds vs ULL in quarterfinals ... Averaged 11.5 points over the year's final 8 games ... Exploded for then-career-high 20 points at FAU - all in the 2nd half ... 22 career starts ... Team's top free throw shooting forward at 78.6 percent ... Started opener (first start since 1/16/10) and tallied 8 pts, 8 reb.

↳ 2012-13 STATS

Opponent	Date	gs	min	Total		3-Pointers		Free throws		Rebounds				Other				pts	avg	
				fg-fga	pct	3fg-fga	pct	ft-fta	pct	off	def	tot	avg	pf	a	t/o	blk			stl
at Creighton	11/09/12		12	1-3	.333	0-0	.000	0-0	.000	0	2	2	2.0	0	0	0	0	0	2	2.0
vs Alabama-Huntsville	11/12/12		12	1-5	.200	0-0	.000	2-2	1.000	2	1	3	2.5	0	0	0	0	1	4	3.0
vs Lamar	11/13/12		15	5-7	.714	0-0	.000	0-0	.000	2	0	2	2.3	2	0	2	0	0	10	5.3
CAMERON	11/16/12		15	5-8	.625	3-4	.750	1-2	.500	2	3	5	3.0	0	0	0	0	0	14	7.5
Totals		0	54	12-23	.522	3-4	.750	3-4	.750	6	6	12	3.0	2	0	2	0	1	30	7.5

Games played: 4
 Minutes/game: 13.5
 Points/game: 7.5
 FG Pct: 52.2
 3FG Pct: 75.0
 FT Pct: 75.0

Rebounds/game: 3.0
 Turnovers/game: 0.5
 Steals/game: 0.3

↳ CAREER STATS

Season	gp-gs	min/avg	Total		3-Point		F-Throws		Rebounds				Other				Scoring			
			fg-fga	pct	fg-fga	pct	ft-fta	pct	off	def	tot	avg	pf	fo	ast	to	blk	stl	pts	avg
2009-10	31-8	420/13.5	59-142	.415	3-23	.130	29-36	.806	27	46	73	2.4	41	1	12	25	7	8	150	4.8
2010-11	26-0	382/14.7	58-134	.433	12-34	.353	24-32	.750	31	47	78	3.0	27	0	12	17	3	5	152	5.8
2011-12	22-14	457/20.8	59-151	.391	13-39	.333	22-28	.786	20	53	73	3.3	30	1	21	22	2	6	153	7.0
2012-13	4-0	54/13.5	12-23	.522	3-4	.750	3-4	.750	6	6	12	3.0	2	0	0	2	0	1	30	7.5
TOTAL	83-22	1313/15.8	188-450	.418	31-100	.310	78-100	.780	84	152	236	2.8	100	2	45	66	12	20	485	5.8



2 Brandan Walton

Guard

Sr. ▶ 6-2 ▶ 205
Compton, CA ▶
(Casper College)

↳ CAREER HIGHS

Points: 19, Arkansas State -- 01/28/12
Rebounds: 6, at Louisiana-Lafayette -- 01/25/12; at Florida Atlantic -- 02/11/12;
Assists: 4, at FIU -- 02/09/12
Steals: 3, at UT Arlington -- 11/22/11
Blocks: 1, at South Alabama -- 01/05/12
FG made: 6, at ULM -- 01/14/12; at UALR -- 02/23/12
FG attempts: 16, at UALR -- 02/23/12
3FG made: 5, at ULM -- 01/14/12
3FG attempts: 10, at UALR -- 02/23/12
FT made: 6, Arkansas State -- 01/28/12
FT attempts: 6, Arkansas State -- 01/28/12; at FIU -- 02/09/12

North Texas 2012-13: Injured in opener at Creighton, and is expected to redshirt ... **2011-12:** Just missed the single season top-10 list for 3-pointers in a season with 54 ... 46.2 percent from 3-point in SBC Tournament ... Game-winning 3-pointer with 8.3 seconds left in QF win over ULL (game-high 16 points) ... Ranked 6th in the SBC with 2.1 3-pointers per league game, and 11th with 41.0 3FG% ... Was 32-of-76 (42.1 percent) from 3-point over season's final 15 games ... Team season-high 5 3-pointers at ULM ... 14 double-figure games, including a career-high 19 points at ASU ... Returned home to LA and tallied 14 points vs La Sierra.

↳ 2012-13 STATS

Opponent	Date	gs	min	Total		3-Pointers		Free throws		Rebounds				Other				pts	avg		
				fg-fga	pct	3fg-fga	pct	ft-fga	pct	off	def	tot	avg	pf	a	t/o	blk			stl	
at Creighton	11/09/12		1	0-0	.000	0-0	.000	0-0	.000	0	0	0	0.0	0	0	0	0	0	0	0	0.0
Totals		0	1	0-0	.000	0-0	.000	0-0	.000	0	0	0	0.0	0	0	0	0	0	0	0	0.0

Games played: 1
Minutes/game: 1.0

↳ CAREER STATS

Season	gp-gs	min/avg	Total		3-Point		F-Throws		Rebounds				Other				Scoring			
			fg-fga	pct	fg-fga	pct	ft-fga	pct	off	def	tot	avg	pf	fo	ast	to	blk	stl	pts	avg
2011-12	32-17	792/24.8	92-237	.388	54-147	.367	42-63	.667	29	53	82	2.6	67	1	35	38	1	25	280	8.8
2012-13	1-0	1/1.0	0-0	.000	0-0	.000	0-0	.000	0	0	0	0.0	0	0	0	0	0	0	0	0.0
TOTAL	33-17	793/24.0	92-237	.388	54-147	.367	42-63	.667	29	53	82	2.5	67	1	35	38	1	25	280	8.5



3 Alzee Williams

Guard

Jr. ▶ 6-4 ▶ 180
Dallas, TX ▶
(Mississippi Elite Christian Acad.)

↳ CAREER HIGHS

Points: 29, Middle Tennessee -- 02/02/12
Rebounds: 7, at Denver -- 02/26/12
Assists: 5, Arkansas State -- 01/28/12
Steals: 2, Middle Tennessee -- 02/02/12; at HBU -- 02/15/10; vs Columbia -- 12/03/11
Blocks: 1, 6 times
FG made: 10, Middle Tennessee -- 02/02/12
FG attempts: 19, Middle Tennessee -- 02/02/12
3FG made: 2, at ULM -- 02/27/10
3FG attempts: 4, at Loyola Marymount -- 12/04/11
FT made: 9, Middle Tennessee -- 02/02/12; at UALR -- 02/23/12
FT attempts: 11, Middle Tennessee -- 02/02/12

North Texas 2012-13: 12-of-18 (66.7%) shooting over last 2 games ... Utility guard, once again leads NT with 30.0 MPG ...
2011-12: Led the league with 35.6 minutes per SBC game, and his 1,018 total minutes rank 8th in NT history ... Averaged 15.8 ppg over the last 10 games of the year, which included 29 (MTSU) and 25 (UALR) point outings ... Shot 51.6 percent from the

floor in the SBC Tournament and scored a team-high-tying 14.0 ppg ... Ended the year with 10 straight double-figure games ... Game-winning OT tip-in vs Denver ... NT's go-to free throw shooter at 78.8 percent (78-of-99) ... Team-high 30 career starts (all in 2011-12) ... 18 double-figure games ... Game high 17 points at Texas.

↳ 2012-13 STATS

Opponent	Date	gs	min	Total		3-Pointers		Free throws		Rebounds				pf	a	t/o	blk	stl	pts	avg	
				fg-fga	pct	3fg-fga	pct	ft-fa	pct	off	def	tot	avg								
at Creighton	11/09/12	*	29	3-14	.214	0-0	.000	3-4	.750	2	1	3	3.0	1	1	0	0	0	9	9.0	
vs Alabama-Huntsville	11/12/12	*	32	1-6	.167	0-0	.000	0-2	.000	1	2	3	3.0	0	3	0	0	1	2	5.5	
vs Lamar	11/13/12	*	37	6-11	.545	0-0	.000	5-7	.714	2	3	5	3.7	0	2	0	0	0	17	9.3	
CAMERON	11/16/12	*	22	6-7	.857	0-0	.000	0-0	.000	0	2	2	3.3	1	1	1	1	0	12	10.0	
Totals			4	120	16-38	.421	0-0	.000	8-13	.615	5	8	13	3.3	2	7	1	1	1	40	10.0

Games played: 4
Minutes/game: 30.0
Points/game: 10.0
FG Pct: 42.1
FT Pct: 61.5

Rebounds/game: 3.3
Assists/game: 1.8
Turnovers/game: 0.3
Assist/turnover ratio: 7.0
Steals/game: 0.3
Blocks/game: 0.3

↳ CAREER STATS

Season	gp-gs	min/avg	Total		3-Point		F-Throws		Rebounds				Scoring							
			fg-fga	pct	fg-fga	pct	ft-fa	pct	off	def	tot	avg	pf	fo	ast	to	blk	stl	pts	avg
2009-10	32-0	244/7.6	21-64	.328	5-31	.161	14-22	.636	3	20	23	0.7	19	0	5	18	3	7	61	1.9
2011-12	32-30	1018/31.8	126-267	.472	5-21	.238	78-99	.788	36	73	109	3.4	36	0	54	41	2	17	335	10.5
2012-13	4-4	120/30.0	16-38	.421	0-0	.000	8-13	.615	5	8	13	3.3	2	0	7	1	1	1	40	10.0
TOTAL	68-34	1382/20.3	163-369	.442	10-52	.192	100-134	.746	44	101	145	2.1	57	0	66	60	6	25	436	6.4



4 P.J. Hardwick

Guard

Fr. ▶ 5-10 ▶ 170
Miami, FL ▶
(Houston Christian Life)

↳ CAREER HIGHS

Points: 5, Cameron -- 11/16/12
Rebounds: 9, Cameron -- 11/16/12
Assists: 4, vs Lamar -- 11/13/12
Steals: 2, Cameron -- 11/16/12
FG made: 2, Cameron -- 11/16/12
FG attempts: 5, at Creighton -- 11-09-12; at Creighton -- 11/09/12; Cameron -- 11/16/12
3FG attempts: 1, at Creighton -- 11-09-12; at Creighton -- 11/09/12
FT made: 1, at Creighton -- 11-09-12; at Creighton -- 11/09/12; Cameron -- 11/16/12
FT attempts: 2, at Creighton -- 11-09-12; at Creighton -- 11/09/12

2012-13 North Texas: Game-high 9 boards vs. Cameron ... 7 assists in 2 NIT Season Tip-Off games ... Saw first career action at Creighton, tallied 3 pts ... **Houston Christian Life Academy:** Known for his lightning quick moves, point guard P.J. Hardwick became the first signee of the Tony Benford era ... Averaged 15 points and 10 assists per game as a senior for Christian Life

Academy in Houston ... Originally signed with Mississippi State as a part of the nation's No. 17 ranked recruiting class according to Hoop Scoop ... Hoop Scoop also listed Hardwick as the No. 250 ranked player in the nation ... As a junior, Hardwick led Christian Life to a 30-1 record while averaging nine points and 12 assists per game ... Rivals.com named Hardwick a three-star recruit.

↳ 2012-13 STATS

Opponent	Date	qs	min	Total		3-Pointers		Free throws		Rebounds							pts	avg		
				fg-fga	pct	3fg-fga	pct	ft-fa	pct	off	def	tot	avg	pf	a	t/o			blk	stl
at Creighton	11/09/12		21	1-5	.200	0-1	.000	1-2	.500	1	1	2	2.0	2	3	0	0	1	3	3.0
vs Alabama-Huntsville	11/12/12		13	1-1	1.000	0-0	.000	0-0	.000	1	2	3	2.5	2	3	1	0	0	2	2.5
vs Lamar	11/13/12		16	1-2	.500	0-0	.000	0-0	.000	1	0	1	2.0	2	4	3	0	0	2	2.3
CAMERON	11/16/12		18	2-5	.400	0-0	.000	1-1	1.000	3	6	9	3.8	1	1	2	0	2	5	3.0
Totals		0	68	5-13	.385	0-1	.000	2-3	.667	6	9	15	3.8	7	11	6	0	3	12	3.0

Games played: 4
Minutes/game: 17.0
Points/game: 3.0
FG Pct: 38.5
3FG Pct: 0.0
FT Pct: 66.7

Rebounds/game: 3.8
Assists/game: 2.8
Turnovers/game: 1.5
Assist/turnover ratio: 1.8
Steals/game: 0.8



5 Chris Jones

Guard

So. ▶ 6-2 ▶ 202
Garland, TX ▶
(Lakeview Centennial HS)

↳ CAREER HIGHS

Points: 31, at Texas Tech -- 11/16/11
Rebounds: 12, St. Gregory's -- 11/11/11
Assists: 10, Troy -- 12/31/11
Steals: 4, 5 times
Blocks: 1, 4 times
FG made: 9, at Texas Tech -- 11/16/11
FG attempts: 21, at Texas Tech -- 11/16/11
3FG made: 5, Jackson State -- 12/18/11
3FG attempts: 6, at UT Arlington -- 11/22/11; at Mississippi State -- 11/27/11;
FT made: 12, at Texas Tech -- 11/16/11
FT attempts: 13, at Texas Tech -- 11/16/11

North Texas 2012-13: 6.0 APG ranks 2nd in Sun Belt ... 15-of-18 (83.3%) shooting in last 2 games ... **2011-12:** Jones' 4.26 apg average highest by a frosh in NT history (8th overall) ... NCAA's 19th highest scoring frosh at 14.1 ppg ... 1 rebound vs Troy from first NT triple-double since 1993 (21 pts, 9 reb, 10 asst) ... 10 assts vs Troy ranks 12th in school history, most by NT player since 2000 ... Missed the final 13 games of the year (Was leading the SBC with 6.0 apg in league games, also ranked top 10 in SBC in pts, asst, steals, A/TO ratio & def rebounds) ... 2.4 steals ranks 21st in NCAA, 3rd in SBC ... 31 points at Texas Tech are the 5th most by a frosh in NT history ... Four games of 20+ points.

↳ 2012-13 STATS

Opponent	Date	qs	min	Total		3-Pointers		Free throws		Rebounds				pf	a	t/o	blk	stl	pts	avg	
				fg-fga	pct	3fg-fga	pct	ft-fta	pct	off	def	tot	avg								
at Creighton	11/09/12	*	21	0-4	.000	0-1	.000	0-0	.000	1	3	4	4.0	4	3	2	0	1	0	0.0	
vs Alabama-Huntsville	11/12/12	*	26	3-15	.200	0-2	.000	7-12	.583	1	2	3	3.5	3	7	3	0	1	13	6.5	
vs Lamar	11/13/12	*	29	7-9	.778	0-0	.000	1-1	1.000	0	2	2	3.0	1	7	3	0	1	15	9.3	
CAMERON	11/16/12	*	24	8-9	.889	0-0	.000	0-1	.000	0	5	5	3.5	2	7	2	0	1	16	11.0	
Totals			4	100	18-37	.486	0-3	.000	8-14	.571	2	12	14	3.5	10	24	10	0	4	44	11.0

Games played: 4
Minutes/game: 25.0
Points/game: 11.0
FG Pct: 48.6
3FG Pct: 0.0
FT Pct: 57.1

Rebounds/game: 3.5
Assists/game: 6.0
Turnovers/game: 2.5
Assist/turnover ratio: 2.4
Steals/game: 1.0

↳ CAREER STATS

Season	gp-gs	min/avg	Total		3-Point		F-Throws		Rebounds				Scoring							
			fg-fga	pct	fg-fga	pct	ft-fta	pct	off	def	tot	avg	pf	fo	ast	to	blk	stl	pts	avg
2011-12	19-19	558/29.4	97-222	.437	18-64	.281	55-71	.775	11	78	89	4.7	40	0	81	70	4	45	267	14.1
2012-13	4-4	100/25.0	18-37	.486	0-3	.000	8-14	.571	2	12	14	3.5	10	0	24	10	0	4	44	11.0
TOTAL	23-23	658/28.6	115-259	.444	18-67	.269	63-85	.741	13	90	103	4.5	50	0	105	80	4	49	311	13.5



10 Austin Mitchell

Guard

Fr. ▶ 6-1 ▶ 180
 Plano, TX ▶
 (Plano HS)

↳ CAREER HIGHS

Rebounds: 1, at Creighton -- 11-09-12; at Creighton -- 11/09/12
 Steals: 1, vs Lamar -- 11/13/12
 FG attempts: 1, at Creighton -- 11-09-12; at Creighton -- 11/09/12

North Texas 2012-13: Saw first career action at Creighton and against Lamar ... **Plano HS:** Averaged 16.3 points per game as a senior at Plano, which ranked 12th among all players in the DFW area ... Named First-Team All-District 8-5A ... North Texas Basketball Coaches Association 2012 All-Star Game participant ... Also hauled in 2.4 rebounds and 2.5 assists per game as a senior ... Knocked down 19 3-pointers in 26 games ... Helped the Wildcats average 56.0 points per game.

↳ 2012-13 STATS

Opponent	Date	qs	min	Total		3-Pointers		Free throws		Rebounds				pf	a	t/o	blk	stl	pts	avg	
				fg-fga	pct	3fg-fga	pct	ft-fga	pct	off	def	tot	avg								
at Creighton	11/09/12		1	0-1	.000	0-0	.000	0-0	.000	1	0	1	1.0	0	0	0	0	0	0	0.0	
vs Lamar	11/13/12		1	0-0	.000	0-0	.000	0-0	.000	0	0	0	0.5	0	0	0	0	1	0	0.0	
CAMERON	11/16/12		1	0-0	.000	0-0	.000	0-0	.000	0	0	0	0.3	0	0	0	0	0	0	0.0	
Totals			0	3	0-1	.000	0-0	.000	0-0	.000	1	0	1	0.3	0	0	0	0	1	0	0.0

Games played: 3
 Minutes/game: 1.0
 FG Pct: 0.0

Rebounds/game: 0.3
 Steals/game: 0.3



11 Justin Patton

Forward

**Sr. ▶ 6-7 ▶ 200
Bossier City, LA ▶
(Grambling State)**

↳ CAREER HIGHS

Points: 2, Cameron -- 11/16/12
 Assists: 1, Cameron -- 11/16/12
 FG attempts: 3, Cameron -- 11/16/12
 3FG attempts: 1, Cameron -- 11/16/12
 FT made: 2, Cameron -- 11/16/12
 FT attempts: 2, Cameron -- 11/16/12

North Texas 2012-13: Recovered from knee injury to see first action against Lamar (1 minute) ... **2011-12:** Sat out the 2011-12 season after transferring ... Was Grambling State's leading scorer and rebounder in 2010-11 with 13.2 points and a SWAC leading 7.1 rebounds per game ... Named Second Team All-SWAC ... Louisiana Sports Writers Assn All-Louisiana Second Team selection ... Won two SWAC

Player of the Week awards ... Piled up 43 steals and 192 free throw attempts for the Tigers ... Scored a season-best 31 points against Mississippi Valley, and had back-to-back outings of 16 and 17 rebounds in SWAC play ... Dropped in a team-high 26 points on 9-of-18 shooting and added 10 boards against NT.

↳ 2012-13 STATS

Opponent	Date	gs	min	Total		3-Pointers		Free throws		Rebounds				pf	a	t/o	blk	stl	pts	avg
				fg-fga	pct	3fg-fga	pct	ft-fa	pct	off	def	tot	avg							
vs Lamar	11/13/12		1	0-0	.000	0-0	.000	0-0	.000	0	0	0	0	0	0	0	0	0	0	0.0
CAMERON	11/16/12		11	0-3	.000	0-1	.000	2-2	1.000	0	0	0	0	0	1	0	0	0	2	1.0
Totals			0	12	0-3	.000	0-1	.000	2-2	1.000	0	0	0	0	0	1	0	0	2	1.0

Games played: 2
 Minutes/game: 6.0
 Points/game: 1.0
 FG Pct: 0.0
 3FG Pct: 0.0
 FT Pct: 100.0

Assists/game: 0.5
 Assist/turnover ratio: 99.9



13 Tony Mitchell

Forward

So. ▶ 6-8 ▶ 235
Dallas, TX ▶
(Pinkston HS)

↳ CAREER HIGHS

Points: 34, at South Alabama -- 01/05/12
Rebounds: 21, at Florida Atlantic -- 02/11/12
Assists: 5, at Florida Atlantic -- 02/11/12
Steals: 3, vs Lamar -- 11/13/12
Blocks: 6, 4 times
FG made: 11, at South Alabama -- 01/05/12; Denver -- 01/21/12
FG attempts: 19, Denver -- 01/21/12
3FG made: 3, at South Alabama -- 01/05/12; at ULM -- 01/14/12
3FG attempts: 5, at Creighton -- 11-09-12; at Creighton -- 11/09/12
FT made: 12, at Florida Atlantic -- 02/11/12
FT attempts: 15, at Florida Atlantic -- 02/11/12

PRESEASON ALL-AMERICAN

North Texas 2012-13: Double-figures in 6 straight games ... Owns 21 double-digit scoring games & 12 career double-doubles ... Preseason All-American ... Standout at the prestigious LeBron James and Amar'e Stoudemire Skills Academies ... **2011-12:** Lou Henson Award Finalist ... Only third player in league history to earn Sun Belt Freshman of the Year & First-Team All-SBC in same season ... One of only 2 freshmen in the NCAA to average a double-double (14.7 PPG, 10.3 RPG) ... First frosh with multiple 30+ point/15+ rebound games since Micheal Beasley (KSU, 2007-08) ... 10.3 RPG average 2nd among freshman nationally (Anthony Davis, UK - 10.4) ... In league-only games, Mitchell led the Sun Belt in PPG (15.9), RPG (11.8), 3FG% (47.1), BPG (3.1), also 2nd in FG% (58.1) ... Set NT single-season blocks record (70), and blocks per game record (3.04) ... 22 pts/21 reb vs FAU - Tied for 9th most rebounds in the NCAA last year, is one of six 21+ reb/20+ pt games in '11-12 ... Sun Belt high 10 double-doubles ... 2nd player in league history to earn three straight SBC Player of the Week awards ... Top scoring (34 pts) & rebounding (21 reb) performances in SBC this year.

↳ 2012-13 STATS

Opponent	Date	gs	min	Total		3-Pointers		Free throws		Rebounds				pf	a	t/o	blk	stl	pts	avg	
				fg-fga	pct	3fg-fga	pct	ft-fta	pct	off	def	tot	avg								
at Creighton	11/09/12	*	30	8-15	.533	2-5	.400	0-0	.000	2	5	7	7.0	4	0	1	2	2	18	18.0	
vs Alabama-Huntsville	11/12/12	*	31	2-4	.500	1-1	1.000	5-6	.833	2	9	11	9.0	5	1	3	3	0	10	14.0	
vs Lamar	11/13/12	*	28	6-16	.375	2-3	.667	4-8	.500	3	7	10	9.3	2	0	1	2	3	18	15.3	
CAMERON	11/16/12	*	23	3-5	.600	1-2	.500	4-6	.667	2	5	7	8.8	0	3	0	2	1	11	14.3	
Totals			4	112	19-40	.475	6-11	.545	13-20	.650	9	26	35	8.8	11	4	5	9	6	57	14.3

Games played: 4
Minutes/game: 28.0
Points/game: 14.3
FG Pct: 47.5
3FG Pct: 54.5
FT Pct: 65.0

Rebounds/game: 8.8
Assists/game: 1.0
Turnovers/game: 1.3
Assist/turnover ratio: 0.8
Steals/game: 1.5
Blocks/game: 2.3

↳ CAREER STATS

Season	gp-gs	min/avg	Total		3-Point		F-Throws		Rebounds				Scoring							
			fg-fga	pct	fg-fga	pct	ft-fta	pct	off	def	tot	avg	pf	fo	ast	to	blk	stl	pts	avg
2011-12	23-22	676/29.4	118-208	.567	18-41	.439	85-115	.739	58	180	238	10.3	70	2	36	65	70	20	339	14.7
2012-13	4-4	112/28.0	19-40	.475	6-11	.545	13-20	.650	9	26	35	8.8	11	1	4	5	9	6	57	14.3
TOTAL	27-26	788/29.2	137-248	.552	24-52	.462	98-135	.726	67	206	273	10.1	81	3	40	70	79	26	396	14.7

**21** T.J.
Taylor

Guard

So. ▶ 6-3 ▶ 220
Denison, TX ▶
(Paris JC / Marquette)

↳ CAREER HIGHS

North Texas: Is expected to sit out the 2012-13 season after transferring from Marquette ... **Paris Junior College:** Third Team All-America selection by the National Junior College Athletic Association in 2011-12 ... First team all-conference and all-region honoree under head coach Chuck Taylor at Paris Junior College ... Two-time Region 14 Player of the Week ... Helped lead the dragons to the regular season conference title ... posted season averages of 14.0 points, 5.0 rebounds, 3.0 assists and 1.0 steals per game ... was named the team's most valuable player, as well as top performer for all of the programs at Paris.



22 Clarke Overlander

Guard

Fr. ▶ 6-5 ▶ 210
Argyle, TX ▶
(Argyle HS)

↳ CAREER HIGHS

Points: 3, vs Lamar -- 11/13/12
Rebounds: 1, vs Lamar -- 11/13/12
Assists: 2, at Creighton -- 11-09-12; at Creighton -- 11/09/12
Steals: 2, vs Lamar -- 11/13/12
FG made: 1, vs Lamar -- 11/13/12
FG attempts: 6, Cameron -- 11/16/12
3FG made: 1, vs Lamar -- 11/13/12
3FG attempts: 6, Cameron -- 11/16/12

North Texas 2012-13: Attempted just 1 shot inside the 3-point line so far this year ... Notched first career 3-pointer in Lamar win ... Saw first career action Creighton, tallied 2 assists ... **Argyle High School:** Led Argyle to a 31-8 record and its first 3A state title as a senior ... Was named the UIL State Tournament MVP after hauling in 14 points, 10 rebounds and four assists in the state

title game ... First-Team All-District as a senior, but was named the District 9-3A MVP as both a sophomore and junior ... Is the first known Denton area player to sign a scholarship to play for the Mean Green ... Multiple Texas Association of Basketball Coaches All Region and All-State selections ... Averaged 15.5 points per game as a sophomore, and upped that to 19 per game and 50 percent 3-point percentage as a junior.

↳ 2012-13 STATS

Opponent	Date	qs	min	Total		3-Pointers		Free throws			Rebounds				pf	a	t/o	blk	stl	pts	avg
				fg-fga	pct	3fg-fga	pct	ft-fga	pct	off	def	tot	avg								
at Creighton	11/09/12		15	0-3	.000	0-3	.000	0-0	.000	0	0	0	0.0	0	2	2	0	0	0	0	0.0
vs Alabama-Huntsville	11/12/12		10	0-3	.000	0-2	.000	0-0	.000	0	0	0	0.0	1	0	0	0	0	0	0	0.0
vs Lamar	11/13/12		13	1-5	.200	1-5	.200	0-0	.000	0	1	1	0.3	2	1	0	0	2	3	1.0	
CAMERON	11/16/12		16	0-6	.000	0-6	.000	0-0	.000	0	0	0	0.3	2	0	0	0	1	0	0.8	
Totals		0	54	1-17	.059	1-16	.063	0-0	.000	0	1	1	0.3	5	3	2	0	3	3	0.8	

Games played: 4
Minutes/game: 13.5
Points/game: 0.8
FG Pct: 5.9
3FG Pct: 6.3

Rebounds/game: 0.3
Assists/game: 0.8
Turnovers/game: 0.5
Assist/turnover ratio: 1.5
Steals/game: 0.8



23 Jordan Williams

Guard

So. ▶ 6-6 ▶ 195
Dallas, TX ▶
(Kimball HS)

↳ CAREER HIGHS

Points: 26, vs Alabama-Huntsville -- 11/12/12
Rebounds: 8, at Texas -- 11/29/11; Sam Houston State -- 12/10/11
Assists: 5, vs La Sierra -- 12/02/11
Steals: 4, at Mississippi State -- 11/27/11
Blocks: 3, Cameron -- 11/16/12
FG made: 8, vs Alabama-Huntsville -- 11/12/12; Troy -- 12/31/11
FG attempts: 16, vs Alabama-Huntsville -- 11/12/12
3FG made: 4, at UT Arlington -- 11/22/11
3FG attempts: 8, vs Alabama-Huntsville -- 11/12/12; Troy -- 12/31/11
FT made: 7, vs Alabama-Huntsville -- 11/12/12
FT attempts: 7, at ULM -- 01/14/12; vs Alabama-Huntsville -- 11/12/12; Jackson State

North Texas 2012-13: Career 62-of-118 (52.5 percent) from inside the 3-point arc ... 13 career double-digit games ... Career-high 26 point explosion in NIT Season Tip-Off opener ... **2011-12:** Averaged 12.4 points per game after moving into "sixth-man" role ... 23 3-pointers second at NT only to Brandan Walton (54) ... Missed the season's final 13 games ... NT's fourth leading rebounder at 4.0 per game ... Posted two clutch steals in OT to help seal win over South Alabama ... 11 double-figure games, including 19 points in 18 minutes vs Troy ... 17 points, 7 rebounds at Loyola Marymount ... 16 points on 6-of-12 shooting in collegiate debut against St. Gregory's ... Was the CollegeSportsMadness.com Preseason Sun Belt Freshman of the Year.

↳ 2012-13 STATS

Opponent	Date	qs	min	Total		3-Pointers		Free throws		Rebounds					pts	avg					
				fg-fga	pct	3fg-fga	pct	ft-fta	pct	off	def	tot	avg	pf			a	t/o	blk	stl	
at Creighton	11/09/12	*	30	4-14	.286	0-5	.000	1-3	.333	4	1	5	5.0	3	1	5	0	0	9	9.0	
vs Alabama-Huntsville	11/12/12	*	36	8-16	.500	3-8	.375	7-7	1.000	3	1	4	4.5	4	1	2	2	2	26	17.5	
vs Lamar	11/13/12	*	18	2-7	.286	0-2	.000	2-2	1.000	1	1	2	3.7	2	3	2	0	2	6	13.7	
CAMERON	11/16/12	*	25	4-12	.333	1-5	.200	2-3	.667	1	1	2	3.3	1	0	2	3	0	11	13.0	
Totals			4	109	18-49	.367	4-20	.200	12-15	.800	9	4	13	3.3	10	5	11	5	4	52	13.0

Games played: 4
Minutes/game: 27.3
Points/game: 13.0
FG Pct: 36.7
3FG Pct: 20.0
FT Pct: 80.0

Rebounds/game: 3.3
Assists/game: 1.3
Turnovers/game: 2.8
Assist/turnover ratio: 0.5
Steals/game: 1.0
Blocks/game: 1.3

↳ CAREER STATS

Season	gp-gs	min/avg	Total		3-Point		F-Throws		Rebounds					Scoring						
			fg-fga	pct	fg-fga	pct	ft-fta	pct	off	def	tot	avg	pf	fo	ast	to	blk	stl	pts	avg
2011-12	19-13	480/25.3	71-173	.410	23-84	.274	42-54	.778	36	40	76	4.0	39	0	25	41	9	21	207	10.9
2012-13	4-4	109/27.3	18-49	.367	4-20	.200	12-15	.800	9	4	13	3.3	10	0	5	11	5	4	52	13.0
TOTAL	23-17	589/25.6	89-222	.401	27-104	.260	54-69	.783	45	44	89	3.9	49	0	30	52	14	25	259	11.3



25 Niko Stojiljkovic

Forward

Sr. ▶ 6-9 ▶ 215
Paris, France ▶
(Lon Morris College)

↳ CAREER HIGHS

Points: 8, at FIU -- 02/09/12; at UT Arlington -- 11/22/11; Sam Houston State -- 12/10/11
 Rebounds: 10, Troy -- 12/31/11
 Assists: 4, at Arkansas State -- 01/07/12; Troy -- 12/31/11
 Steals: 2, Louisiana-Lafayette -- 02/18/12; St. Gregory's -- 11/11/11
 Blocks: 1, at South Alabama -- 01/05/12; at Florida Atlantic -- 02/11/12; Sam Houston State -- 12/10/11
 FG made: 4, at FIU -- 02/09/12
 FG attempts: 6, at UT Arlington -- 11/22/11
 3FG made: 1, at Louisiana-Lafayette -- 01/25/12; Sam Houston State -- 12/10/11
 3FG attempts: 2, Cameron -- 11/16/12; Sam Houston State -- 12/10/11
 FT made: 3, Louisiana-Lafayette -- 02/18/12; at Texas Tech -- 11/16/11; at Mississippi State -- 11/27/11
 FT attempts: 6, Louisiana-Lafayette -- 02/18/12

North Texas: Went 4-of-7 (57.1 percent) from the floor in the Sun Belt Tournament ... Earned five starts on the year, and saw action in 31 of 32 games ... Despite ranking 11th at NT in minutes, Niko finished 7th on the team in free throw attempts (25-of-43) and 6th in offensive boards (31) ... Just 1 point shy of being NT's eighth 100 point player on the year (3.2 point per game average) ... 4-of-5 shooting for 8 points at FIU ... 3 points shy of double-double vs Troy - career-high 10 boards ... 8 points, 1 block in 11 minutes vs Sam Houston State ... Grabbed 2.6 rebounds per game, including 5 games of at least 5 boards.

↳ 2012-13 STATS


Opponent	Date	qs	min	Total		3-Pointers		Free throws		Rebounds				pf	a	t/o	blk	stl	pts	avg
				fg-fga	pct	3fg-fga	pct	ft-fga	pct	off	def	tot	avg							
at Creighton	11/09/12		6	0-0	.000	0-0	.000	0-0	.000	0	0	0	0.0	2	0	0	0	0	0	0.0
vs Alabama-Huntsville	11/12/12		1	0-0	.000	0-0	.000	0-0	.000	0	0	0	0.0	0	0	0	0	0	0	0.0
vs Lamar	11/13/12		7	0-1	.000	0-0	.000	0-0	.000	0	1	1	0.3	0	1	0	0	1	0	0.0
CAMERON	11/16/12		10	0-4	.000	0-2	.000	0-0	.000	3	0	3	1.0	1	0	0	0	0	0	0.0
Totals		0	24	0-5	.000	0-2	.000	0-0	.000	3	1	4	1.0	3	1	0	0	1	0	0.0

Games played: 4
 Minutes/game: 6.0
 FG Pct: 0.0
 3FG Pct: 0.0

Rebounds/game: 1.0
 Assists/game: 0.3
 Assist/turnover ratio: 99.9
 Steals/game: 0.3

↳ CAREER STATS

Season	gp-gs	min/avg	Total		3-Point		F-Throws		Rebounds				Scoring							
			fg-fga	pct	fg-fga	pct	ft-fga	pct	off	def	tot	avg	pf	fo	ast	to	blk	stl	pts	avg
2011-12	31-5	344/11.1	36-84	.429	2-10	.200	25-43	.581	31	50	81	2.6	43	0	25	26	3	10	99	3.2
2012-13	4-0	24/6.0	0-5	.000	0-2	.000	0-0	.000	3	1	4	1.0	3	0	1	0	0	1	0	0.0
TOTAL	35-5	368/10.5	36-89	.404	2-12	.167	25-43	.581	34	51	85	2.4	46	0	26	26	3	11	99	2.8



32 Roger Franklin

Guard

Sr. ▶ 6-5 ▶ 220
Duncanville, TX ▶
(Oklahoma State)

↳ CAREER HIGHS

Points: 20, Western Kentucky -- 01/12/12
Rebounds: 15, at ULM -- 01/14/12
Assists: 4, at UALR -- 02/23/12
Steals: 3, at South Alabama -- 01/05/12; at Texas Tech -- 11/16/11
Blocks: 2, at South Alabama -- 01/05/12; Middle Tennessee -- 02/02/12; vs Louisiana-Lafayette
FG made: 7, vs Alabama-Huntsville -- 11/12/12
FG attempts: 15, vs Columbia -- 12/03/11
3FG made: 1, at Texas -- 11/29/11
3FG attempts: 3, at Texas -- 11/29/11
FT made: 8, Western Kentucky -- 01/12/12; Denver -- 01/21/12
FT attempts: 13, Denver -- 01/21/12

North Texas: 2012-13: NT's most consistent shooter at 50.0 percent ... 16 points vs Alabama-Huntsville on 7-of-12 ... **2011-12:** Four double-doubles in '11-12 tied for sixth most in the Sun Belt ... 5.0 rebounds per game rank second at NT ... 15 double-digit scoring games, including career-high 20 vs WKU ... Shot 46.2 percent in the SBC Tourney ... Reached double-figures

in 9 of last 15 games, including double-doubles in three of those ... Started 16 games, and appeared in all 32 ... 14th in SBC with 5.7 rebounds per league game ... 15 rebounds at ULM are the fifth most by an SBC player ... 11 of 16 blocks came in Sun Belt play ... First double-double at Texas with 13 points, 12 rebounds ... NCAA approved transfer waiver.

↳ 2012-13 STATS


Opponent	Date	gs	min	Total		3-Pointers		Free throws		Rebounds				pf	a	t/o	blk	stl	pts	avg
				fg-fga	pct	3fg-fga	pct	ft-fta	pct	off	def	tot	avg							
at Creighton	11/09/12	*	22	4-8	.500	0-1	.000	0-0	.000	1	4	5	5.0	2	1	0	0	1	8	8.0
vs Alabama-Huntsville	11/12/12	*	31	7-12	.583	0-0	.000	2-2	1.000	4	5	9	7.0	4	1	1	0	1	16	12.0
vs Lamar	11/13/12	*	16	0-1	.000	0-0	.000	1-2	.500	0	1	1	5.0	2	0	1	0	0	1	8.3
CAMERON	11/16/12	*	18	1-3	.333	0-0	.000	0-0	.000	2	4	6	5.3	4	1	2	0	0	2	6.8
Totals			87	12-24	.500	0-1	.000	3-4	.750	7	14	21	5.3	12	3	4	0	2	27	6.8

Games played: 4
Minutes/game: 21.8
Points/game: 6.8
FG Pct: 50.0
3FG Pct: 0.0
FT Pct: 75.0

Rebounds/game: 5.3
Assists/game: 0.8
Turnovers/game: 1.0
Assist/turnover ratio: 0.8
Steals/game: 0.5

↳ CAREER STATS

Season	gp-gs	min/avg	Total		3-Point		F-Throws		Rebounds				Scoring							
			fg-fga	pct	fg-fga	pct	ft-fta	pct	off	def	tot	avg	pf	fo	ast	to	blk	stl	pts	avg
2011-12	32-16	754/23.6	102-248	.411	1-7	.143	58-86	.674	45	115	160	5.0	71	0	37	44	16	18	263	8.2
2012-13	4-4	87/21.8	12-24	.500	0-1	.000	3-4	.750	7	14	21	5.3	12	0	3	4	0	2	27	6.8
TOTAL	36-20	841/23.4	114-272	.419	1-8	.125	61-90	.678	52	129	181	5.0	83	0	40	48	16	20	290	8.1



44 Keith Coleman

Forward/Center

So. ▶ 6-10 ▶ 245
Philadelphia, PA ▶
(Marshalltown CC)

↳ CAREER HIGHS

Points: 5, Cameron -- 11/16/12
Rebounds: 7, vs Lamar -- 11/13/12
Assists: 1, vs Lamar -- 11/13/12
Steals: 1, at Creighton -- 11-09-12; at Creighton -- 11/09/12; vs Lamar -- 11/13/12
Blocks: 3, Cameron -- 11/16/12
FG made: 2, Cameron -- 11/16/12
FG attempts: 6, Cameron -- 11/16/12
FT made: 2, vs Alabama-Huntsville -- 11/12/12
FT attempts: 2, vs Alabama-Huntsville -- 11/12/12; Cameron -- 11/16/12

North Texas 2012-13: 7 boards in win over Lamar ... Saw first career action at Creighton, tallied 2 pts & 5 boards ... **Marshalltown CC:** Was rated by Hot100Hoops.com as one of the nation's top-25 junior college players ... Originally signed with Nebraska ... Racked up averages of 8.0 points, 7.1 rebounds and 1.8 assists per game last year for Marshalltown (Iowa) CC ...

Will have three years of eligibility remaining for the Mean Green ... Tallied three double-doubles last season for the Tigers, including a 17-point, 13-rebound outing against Southwestern (Iowa) CC ... Shot 57.1 percent from the floor on the year and was named Honorable Mention All-Region XI.

↳ 2012-13 STATS

Opponent	Date	gs	min	Total		3-Pointers		Free throws		Rebounds										
				fg-fga	pct	3fg-fga	pct	ft-fta	pct	off	def	tot	avg	pf	a	t/o	blk	stl	pts	avg
at Creighton	11/09/12		12	1-2	.500	0-0	.000	0-1	.000	2	3	5	5.0	2	0	2	0	1	2	2.0
vs Alabama-Huntsville	11/12/12		8	0-2	.000	0-0	.000	2-2	1.000	1	2	3	4.0	2	0	0	0	0	2	2.0
vs Lamar	11/13/12		19	1-5	.200	0-0	.000	0-1	.000	1	6	7	5.0	1	1	3	1	1	2	2.0
CAMERON	11/16/12		17	2-6	.333	0-0	.000	1-2	.500	2	2	4	4.8	1	0	1	3	0	5	2.8
Totals		0	56	4-15	.267	0-0	.000	3-6	.500	6	13	19	4.8	6	1	6	4	2	11	2.8

Games played: 4
Minutes/game: 14.0
Points/game: 2.8
FG Pct: 26.7
FT Pct: 50.0

Rebounds/game: 4.8
Assists/game: 0.3
Turnovers/game: 1.5
Assist/turnover ratio: 0.2
Steals/game: 0.5
Blocks/game: 1.0

2012-13 SEASON STATS TEAM/INDIVIDUAL

RECORD:	OVERALL	HOME	AWAY	NEUTRAL
ALL GAMES	2-2	1-0	0-1	1-1
CONFERENCE	0-0	0-0	0-0	0-0
NON-CONFERENCE	2-2	1-0	0-1	1-1

#	Player	gp-gs	min	avg	Total		3-Point		F-Throw		Rebounds					pts	avg					
					fg-fga	fg%	3fg-fga	3fg%	ft-fga	ft%	off	def	tot	avg	pf			dq	a	to	blk	stl
13	Mitchell, Tony	4-4	112	28.0	19-40	.475	6-11	.545	13-20	.650	9	26	35	8.8	11	1	4	5	9	6	57	14.3
23	Williams, Jordan	4-4	109	27.3	18-49	.367	4-20	.200	12-15	.800	9	4	13	3.3	10	0	5	11	5	4	52	13.0
05	Jones, Chris	4-4	100	25.0	18-37	.486	0-3	.000	8-14	.571	2	12	14	3.5	10	0	24	10	0	4	44	11.0
03	Williams, Alzee	4-4	120	30.0	16-38	.421	0-0	.000	8-13	.615	5	8	13	3.3	2	0	7	1	1	1	40	10.0
01	Holmen, Jacob	4-0	54	13.5	12-23	.522	3-4	.750	3-4	.750	6	6	12	3.0	2	0	0	2	0	1	30	7.5
32	Franklin, Roger	4-4	87	21.8	12-24	.500	0-1	.000	3-4	.750	7	14	21	5.3	12	0	3	4	0	2	27	6.8
04	Hardwick, P.J.	4-0	68	17.0	5-13	.385	0-1	.000	2-3	.667	6	9	15	3.8	7	0	11	6	0	3	12	3.0
44	Coleman, Keith	4-0	56	14.0	4-15	.267	0-0	.000	3-6	.500	6	13	19	4.8	6	0	1	6	4	2	11	2.8
11	Patton, Justin	2-0	12	6.0	0-3	.000	0-1	.000	2-2	1.000	0	0	0	0.0	0	0	1	0	0	0	2	1.0
22	Overlander, Clarke	4-0	54	13.5	1-17	.059	1-16	.063	0-0	.000	0	1	1	0.3	5	0	3	2	0	3	3	0.8
10	Mitchell, Austin	3-0	3	1.0	0-1	.000	0-0	.000	0-0	.000	1	0	1	0.3	0	0	0	0	0	1	0	0.0
02	Walton, Brandan	1-0	1	1.0	0-0	.000	0-0	.000	0-0	.000	0	0	0	0.0	0	0	0	0	0	0	0	0.0
25	Stojilkovic, Niko	4-0	24	6.0	0-5	.000	0-2	.000	0-0	.000	3	1	4	1.0	3	0	1	0	0	1	0	0.0
Team											9	9	18				1					
Total.....		4	800		105-265	.396	14-59	.237	54-81	.667	63	103	166	41.5	68	1	60	48	19	28	278	69.5
Opponents.....		4	800		90-233	.386	26-75	.347	51-69	.739	47	114	161	40.2	75	-	47	67	13	24	257	64.2

TEAM STATISTICS

	NT	OPP
SCORING	278	257
Points per game	69.5	64.2
Scoring margin	+5.3	-
FIELD GOALS-ATT	105-265	90-233
Field goal pct	.396	.386
3 POINT FG-ATT	14-59	26-75
3-point FG pct	.237	.347
3-pt FG made per game	3.5	6.5
FREE THROWS-ATT	54-81	51-69
Free throw pct	.667	.739
F-Throws made per game	13.5	12.8
REBOUNDS	166	161
Rebounds per game	41.5	40.2
Rebounding margin	+1.3	-
ASSISTS	60	47
Assists per game	15.0	11.8
TURNOVERS	48	67
Turnovers per game	12.0	16.8
Turnover margin	+4.8	-
Assist/turnover ratio	1.3	0.7
STEALS	28	24
Steals per game	7.0	6.0
BLOCKS	19	13
Blocks per game	4.8	3.3
ATTENDANCE	2673	41213
Home games-Avg/Game	1-2673	1-17139
Neutral site-Avg/Game	-	2-12037

Date	Opponent	Score	Att.
11/09/12	at Creighton	L 51-71	17139
11/12/12	vs Alabama-Huntsville	L 75-78	12068
11/13/12	vs Lamar	w 74-59	12006
11/16/12	CAMERON	w 78-49	2673

* - Conference game

Score by Periods	1st	2nd	Totals
North Texas	141	137	278
Opponents	130	127	257

2012-13 GAME-BY-GAME

Opponent	1st	2nd	Score	Mar	Total FG	FG Pct	3-Pointers	3FG Pct	Free Throws	FT Pct	Rebounds	Assist	T/Over	Block	Steal	Fouls
Creighton	25/39	26/32	51-71	(20)	22-69/24-48	.319/.500	2-16/5-18	.125/.278	5-10/18-22	.500/.818	38/39	11/14	12/13	2/6	6/4	20/12
Alabama-Huntsville	37/41	38/37	75-78	(3)	23-64/24-61	.359/.393	4-13/12-27	.308/.444	25-33/18-23	.758/.783	40/45	16/19	10/16	5/1	6/6	21/24
Lamar	36/30	38/29	74-59	+15	29-64/25-60	.453/.417	3-10/1-6	.300/.167	13-21/8-15	.619/.533	38/38	19/8	15/23	3/4	11/8	14/18
CAMERON	43/20	35/29	78-49	+29	31-68/17-64	.456/.266	5-20/8-24	.250/.333	11-17/7-9	.647/.778	50/39	14/6	11/15	9/2	5/6	13/21

Note: Game totals are displayed in the format TEAM/OPPONENT for each category

2012-13 STAT EXTRAS

NORTH TEXAS

OPPONENTS

	Pts Paint	Pts Off TO	2nd Chance	Fast Break	Bench Pts
Creighton.....	32	11	14	8	7
Alabama-Huntsville	28	14	22	8	8
Lamar	40	24	11	14	17
Cameron	32	13	12	8	26
Averages	33.0	15.5	14.8	9.5	14.5

	Pts Paint	Pts Off TO	2nd Chance	Fast Break	Bench Pts
	30	11	8	5	20
	20	7	21	6	26
	32	18	14	10	26
	16	9	7	7	34
Averages	24.5	11.3	12.5	7.0	26.5

2007, 2010 SUN BELT CONFERENCE CHAMPIONS

2-2, O-O SUN BELT WEST

1 NORTH TEXAS 51 at #16 CREIGHTON 71 CenturyLink Center • Omaha, Neb. • 11/9/12

Mean Green (0-1)	FG-A	3G-A	FT-A	O	D	T	PF	Pts	A	TO	B	S	Min.				
13 Mitchell, Tony	f .8	15	2	5	0	0	2	5	7	4	18	0	1	2	30		
03 Williams, Alzee	g .3	14	0	0	3	4	2	1	3	1	9	1	0	0	29		
05 Jones, Chris	g .0	4	0	1	0	0	1	3	4	4	0	3	2	0	21		
23 Williams, Jordan	g .4	14	0	5	1	3	4	1	5	3	9	1	5	0	30		
32 Franklin, Roger	g .4	8	0	1	0	0	1	4	5	2	8	1	0	0	1	22	
01 Holmen, Jacob	g .1	3	0	0	0	0	0	2	2	0	2	0	0	0	12		
02 Walton, Brandon	g .0	0	0	0	0	0	0	0	0	0	0	0	0	0	1		
04 Hardwick, P.J.	g .1	5	0	1	1	2	1	1	2	2	3	3	0	0	1	21	
10 Mitchell, Austin	g .0	1	0	0	0	0	1	0	1	0	0	0	0	0	1	1	
22 Overlander, Clarke	g .4	8	0	1	0	0	0	0	0	0	0	0	2	2	0	15	
25 Stojilkovic, Niko	g .0	0	0	0	0	0	0	0	0	0	0	0	0	0	6		
44 Coleman, Keith	g .1	2	0	0	0	1	2	3	5	2	2	0	2	0	1	12	
TEAM																	
Totals		22	69	2	16	5	10	18	20	38	20	51	11	12	2	6	200

Creighton (1-0)	FG-A	3G-A	FT-A	O	D	T	PF	Pts	A	TO	B	S	Min.				
03 McDermott, Doug	f .6	11	1	3	8	8	2	9	11	1	21	2	2	0	0	31	
00 Echenique, Gregory	c .3	4	0	0	1	2	1	2	3	3	7	2	0	2	1	22	
01 Chatman, Austin	g .4	7	1	3	2	2	0	1	1	1	11	2	4	0	0	27	
10 Gibbs, Grant	g .2	2	0	0	2	2	1	3	4	2	6	4	0	1	2	31	
12 Manigat, Jahenns	g .2	7	0	4	2	2	0	2	2	1	6	2	1	0	0	23	
02 Stormberg, Taylor	g .0	0	0	0	0	0	0	0	0	0	0	0	0	0	0	1	
05 Jones, Josh	g .0	2	0	2	0	0	0	2	2	0	0	1	1	0	0	13	
11 Yates, Andre	g .1	4	0	0	1	2	0	1	1	2	3	1	4	0	0	13	
22 Dingman, Avery	g .4	5	2	3	0	0	1	0	1	1	10	0	0	0	0	11	
23 Groselle, Geoffrey	g .0	1	0	0	1	2	0	0	0	0	1	0	0	0	0	2	
30 Kelling, Joe	g .0	0	0	0	0	0	0	0	0	0	0	0	0	0	0	1	
31 Artino, Will	g .1	2	0	0	0	0	0	3	3	1	2	0	1	0	1	10	
34 Wragge, Ethan	g .1	3	1	3	1	2	0	7	7	0	4	0	0	3	0	13	
40 Olsen, Alex	g .0	0	0	0	0	0	0	1	1	0	0	0	0	0	0	1	
50 Oginni, Mogboluwaga	g .0	0	0	0	0	0	0	0	0	0	0	0	0	0	0	1	
TEAM																	
Totals		24	48	5	18	18	22	7	32	39	12	71	14	13	6	4	200

	1st	2nd	Tot	FG%	3FG%	FT%	Paint	Off/To	2nd	FB	Bench
North Texas	25	26	51	31.9	12.5	50.0	32	11	14	8	7
Creighton	39	32	71	50.0	27.8	81.8	30	11	8	5	20

Officials: Zelton Steed, Larry Spaulding, Randy Heimerman
Attendance: 17,139

2 NORTH TEXAS 75 vs ALABAMA-HUNTSVILLE 78 NIT Season Tip-Off • Manhattan, KS • 11/12/12

Mean Green (0-2)	FG-A	3G-A	FT-A	O	D	T	PF	Pts	A	TO	B	S	Min.				
13 Mitchell, Tony	f .2	4	1	1	5	6	2	9	11	5	10	1	3	3	0	31	
32 Franklin, Roger	f .7	12	0	0	2	2	4	5	9	4	16	1	1	0	1	31	
03 Williams, Alzee	g .1	6	0	0	0	2	1	2	3	0	2	3	0	0	1	32	
05 Jones, Chris	g .3	15	0	2	7	12	1	2	3	3	13	7	3	0	1	26	
23 Williams, Jordan	g .8	16	3	8	7	7	3	1	4	4	26	1	2	2	2	36	
01 Holmen, Jacob	g .1	5	0	0	2	2	2	1	3	0	4	0	0	0	1	12	
04 Hardwick, P.J.	g .1	1	0	0	0	0	1	2	3	2	2	3	1	0	0	13	
22 Overlander, Clarke	g .0	3	0	2	0	0	0	0	0	0	1	0	0	0	0	10	
25 Stojilkovic, Niko	g .0	0	0	0	0	0	0	0	0	0	0	0	0	0	0	1	
44 Coleman, Keith	g .0	2	0	0	2	2	1	2	3	2	2	0	0	0	0	8	
TEAM																	
Totals		23	64	4	13	25	33	15	25	40	21	75	16	10	5	6	200

Chargers (2-0)	FG-A	3G-A	FT-A	O	D	T	PF	Pts	A	TO	B	S	Min.				
21 Campbell, Zane	f .3	10	1	4	2	2	1	7	8	3	9	1	1	1	1	35	
41 Blasi, Conner	f .2	5	0	0	2	5	1	3	4	5	6	2	1	0	0	14	
14 Smith, Jaime	g .4	11	4	7	6	6	2	2	4	4	18	8	7	0	1	33	
25 Baldwin, Xavier	g .3	8	1	2	4	4	2	5	7	1	11	2	3	0	1	36	
33 Mack, Ronnie	g .3	7	2	4	0	0	0	3	3	3	8	2	0	0	2	27	
11 Donovan, Andrew	g .1	2	0	1	0	0	3	2	5	3	2	3	1	0	0	16	
12 Gardner, Greg	g .0	1	0	0	0	0	1	2	0	0	1	0	0	0	0	9	
32 Dedrick, Wayne	g .7	15	4	9	3	4	1	5	6	3	21	0	1	0	1	23	
54 Carr, Will	g .1	2	0	0	1	2	1	1	2	2	3	0	2	0	0	7	
TEAM																	
Totals		24	61	12	27	18	23	14	31	45	24	78	19	16	1	6	200

	1st	2nd	Tot	FG%	3FG%	FT%	Paint	Off/To	2nd	FB	Bench
North Texas	37	38	75	35.9	30.8	75.8	28	14	22	8	8
Chargers	41	37	78	39.3	44.4	78.3	20	7	21	6	26

Officials: Brad Ferrie, Winston Stith, Ryan McDaniel
Attendance: 12,068

3 NORTH TEXAS 74 vs LAMAR 59 NIT Season Tip-Off • Manhattan, KS • 11/13/12

Mean Green (1-2)	FG-A	3G-A	FT-A	O	D	T	PF	Pts	A	TO	B	S	Min.				
13 Mitchell, Tony	f .6	16	2	3	4	8	3	7	10	2	18	0	1	2	3	38	
03 Williams, Alzee	g .6	11	0	0	5	7	2	3	5	0	17	2	0	0	0	27	
05 Jones, Chris	g .7	9	0	0	1	1	0	2	2	1	15	7	3	0	1	29	
23 Williams, Jordan	g .2	7	0	2	2	2	1	1	2	2	6	3	2	0	2	18	
32 Franklin, Roger	g .0	1	0	0	1	2	0	1	1	1	2	1	0	1	0	16	
01 Holmen, Jacob	g .5	7	0	0	0	0	2	0	2	2	10	0	2	0	0	15	
04 Hardwick, P.J.	g .1	2	0	0	0	0	1	0	1	2	2	4	3	0	0	16	
10 Mitchell, Austin	g .0	0	0	0	0	0	0	0	0	0	0	0	0	0	1	1	
11 Patton, Justin	g .0	0	0	0	0	0	0	0	0	0	0	0	0	0	0	1	
22 Overlander, Clarke	g .1	5	1	5	0	0	0	1	1	2	3	1	0	0	2	13	
25 Stojilkovic, Niko	g .0	1	0	0	0	0	0	1	1	0	0	1	0	0	1	7	
44 Coleman, Keith	g .1	5	0	0	0	1	1	6	7	1	2	1	3	1	1	19	
TEAM																	
Totals		29	64	3	10	13	21	13	25	38	14	74	19	15	3	11	200

Lamar (0-2)	FG-A	3G-A	FT-A	O	D	T	PF	Pts	A	TO	B	S	Min.				
10 Mitchell, Rhon	f .6	12	0	1	1	4	0	6	6	3	13	0	6	1	1	34	
34 Wilson, Amos	f .1	6	0	0	0	1	1	3	4	3	2	0	1	0	4	31	
35 Brown, Stan	f .1	7	0	0	2	3	3	4	7	2	4	1	1	0	0	19	
01 Blanks, Keilan	g .2	2	0	0	0	0	0	0	0	0	4	0	0	0	0	3	
22 Minor, Donley	g .4	8	1	3	1	2	1	3	4	2	10	3	7	0	0	30	
02 Acosta, Nikko	g .1	1	0	0	0	0	1	0	1	1	2	0	0	1	0	8	
03 Minton, Donnell	g .6	13	0	0	3	3	1	4	5	1	15	3	4	2	1	37	
04 Hancock, Matt	g .0	2	0	0	0	0	1	0	1	0	0	0	0	0	0	4	
05 Webb, Hondo	g .1	3	0	2	0	0	0	2	2	2	2	1	1	0	0	13	
33 Ebomwonyi, Osas	g .1	2	0	0	1	2	1	1	2	1	3	0	1	0	0	7	
50 Norman, Sebastian	g .2	4	0	0	0	0	3	2	5	3	4	0	1	1	1	14	
TEAM																	
Totals		25	60	1	6	8	15	12	26	38	18	59	8	23	4	8	200

	1st	2nd	Tot	FG%	3FG%	FT%	Paint	Off/To	2nd	FB	Bench
North Texas	36	38	74	45.3	30.0	61.9	40	24	11	14	17
Lamar	30	29	59	41.7	16.7	53.3	32	18	14	10	26

Officials: Eric Curry, K.C. Ely, Johnny Wilkins
Attendance: 12,006


4 NORTH TEXAS 78 vs CAMERON 49 The Super Pit • Denton, Texas • 11/16/12

Mean Green (2-2)	FG-A	3G-A	FT-A	O	D	T	PF	Pts	A	TO	B	S	Min.			
13 Mitchell, Tony	f .3	5	1	2	4	6	2	5	7	0	11	3	0	2	1	20
32 Franklin, Roger	f .1	3	0	0	0	0	2	4	6	4	2	1	2	0	0	18
03 Williams, Alzee	g .6	7	0	0	0	0	0	2	2	1	12	1	1	1	0	22
05 Jones, Chris	g .8	9	0	0	0	1	0	5	5	2	16	7	2	0	1	24
23 Williams, Jordan	g .4	12	1	5	2	3	1	1	2	1	11	0	2	3	0	25
01 Holmen, Jacob	g .5	8	3	4	1											


RADIO-TV CHART



1 Jacob Holmen
6-8 • 225 • Sr. • F
Whitehouse, Texas




2 Brandon Walton
6-2 • 205 • Sr. • G
Compton, Calif.



3 Alzee Williams
6-4 • 180 • Jr. • G
Dallas



4 P.J. Hardwick
5-10 • 170 • Fr. • G
Miami




5 Chris Jones
6-2 • 202 • So. • G
Garland, Texas




10 Austin Mitchell
6-1 • 180 • Fr. • G
Plano, Texas




11 Justin Patton
6-7 • 200 • Sr. • F
Bossier City, La.




13 Tony Mitchell
6-8 • 235 • So. • F
Dallas




21 T. J. Taylor
6-3 • 220 • So. • G
Denison, Texas




22 Clarke Overlander
6-5 • 210 • Fr. • G
Argyle, Texas




23 Jordan Williams
6-6 • 195 • So. • G
Dallas



25 Niko Stojiljkovic
6-9 • 215 • Sr. • F
Paris, France



32 Roger Franklin
6-5 • 220 • Sr. • G/F
Duncanville, Texas



44 Keith Coleman
6-10 • 245 • So. • F/C
Philadelphia, Penn.



HEAD COACH
Tony Benford



**NORTH TEXAS
BASKETBALL**

2012 NIT SEASON TIP-OFF

College Basketball's Beginning...

www.nit.org



CONSOLATION ROUND
November 19 & 20

Virginia
Charlottesville, VA
John Paul Jones Arena

Virginia
November 19, 7 pm
Lamar

North Texas
November 19, 4:30 pm
IUPUI

Lehigh
November 19, 8:30 pm
Fairfield

Penn
November 19, 6 pm
Fordham

Robert Morris
November 19, 7:30 pm
Bowling Green

Cleveland State
November 19, 5 pm
Alabama-Huntsville

Lehigh
Bethlehem, PA
Stabler Arena

Robert Morris
Moon Township, PA
Sewall Center

Virginia
November 20, 7 pm
North Texas

IUPUI
November 20, 4:30 pm
Lamar

Lehigh
November 20, 8:30 pm
Penn

Fairfield
November 20, 6 pm
Fordham

Robert Morris
November 20, 7:30 pm
Cleveland State

Bowling Green
November 20, 5 pm
Alabama-Huntsville