

# NORTH TEXAS BASKETBALL

Stephen Howard • Asst. Director Media Relations • Office: 940.369.8548 • Cell: 817.793.5199 • stephen.howard@unt.edu

## 2012-13 SCHEDULE

### NOVEMBER

9	at No. 16/15 Creighton	L 71-51
12	vs. Alabama-Huntsville #	9:30 p.m.
13	vs. Kansas State or Lamar #	7 or 10 p.m.
16	<b>Cameron</b>	7 p.m.
19-23	NIT Season Tip-Off %	TBA
28	UT Arlington	7 p.m.

### DECEMBER

1	<b>Louisiana-Lafayette *</b>	7 p.m.
5	at St. Louis	TBA
8	<b>Jackson State</b>	7 p.m.
16	<b>Southeastern Louisiana</b>	1 p.m.
20	<b>Lehigh</b>	7 p.m.
29	at Western Kentucky *	7 p.m.
31	at Middle Tennessee *	7 p.m.

### JANUARY

3	<b>Troy *</b>	7 p.m.
5	<b>ULM *</b>	7 p.m.
10	at UALR *	7 p.m.
12	<b>South Alabama *</b>	7 p.m.
17	at FIU *	6:30 p.m.
19	at Florida Atlantic *	6 p.m.
24	<b>Middle Tennessee *</b>	7 p.m.
26	<b>UALR *</b>	7 p.m.
31	at Louisiana-Lafayette *	7 p.m.

### FEBRUARY

2	at Arkansas State *	7 p.m.
7	<b>Western Kentucky *</b>	7 p.m.
9	<b>FIU *</b>	7 p.m.
14	at ULM *	7 p.m.
16	at Troy *	7 p.m.
21	<b>Florida Atlantic *</b>	7 p.m.
23	at South Alabama *	7 p.m.
28	<b>Arkansas State *</b>	7 p.m.

### MARCH

8-11 Sun Belt Conference Tournament \$

# NIT Season Tip-Off (Midwest Regional; Manhattan, Kan.)

% NIT Season Tip-Off (Site & Opponent TBD)

\* Sun Belt Conference Game

\$ Sun Belt Tournament - Hot Springs, Ark.

All times Central

## NIT SEASON TIP-OFF, MIDWEST REGIONAL



North Texas (0-1) vs. Alabama-Huntsville Chargers (1-0)  
Nov. 12, 2012 • 9:30 p.m.

North Texas vs. Lamar (0-0) or Kansas State (1-0)  
Nov. 13, 2012 • Time TBD

Manhattan, Kan. • Bramlage Coliseum (12,528)  
Radio: MGRN - 88.1 KNTU-FM, 95.3 KHYI-FM  
TV: ESPN2 (Midwest Regional title game only)

## NORTH TEXAS PROBABLE STARTERS

<b>5</b>	<b>CHRIS JONES</b> 6-2 • 202 • G • SO. GARLAND, TEXAS		PPG: - RPG: - FG%: - FT%: - APG: - MPG: -	4.26 APG average highest by frosh in NT history ... 19th highest scoring frosh in NCAA last year (14.1 PPG) ... 1 board vs Troy from 1st NT triple-double since 1993 ... 20 starts.
<b>3</b>	<b>ALZEE WILLIAMS</b> 6-4 • 180 • G • JR. DALLAS, TEXAS		PPG: - RPG: - FG%: - FT%: - APG: - MPG: -	9 pts, 0 turnovers in 29 min vs Creighton - snapped 10 straight w/10+ points ... Led the league with 35.6 minutes per SBC game ... Shot 51.6% from floor in SBC Tourney ... 31 starts.
<b>23</b>	<b>JORDAN WILLIAMS</b> 6-6 • 195 • G • SO. DALLAS, TEXAS		PPG: - RPG: - FG%: - FT%: - SPG: - MPG: -	9 pts (7 in 2nd half) at Creighton ... Led NT with 20 pts, 10 reb in exhib win ... NT's 4th leading scorer in 2011-12 (10.9 PPG) ... Career 53.1% shooter inside 3-pt arch ... 14 starts.
<b>32</b>	<b>ROGER FRANKLIN</b> 6-5 • 220 • G/F • SR. DUNCANVILLE, TEXAS		PPG: - RPG: - FG%: - FT%: - APG: - MPG: -	8 pts on 4-of-8 shooting at Creighton ... 4 double-doubles in '11-12 tied for 6th most in the SBC ... Ranked 2nd at NT with 5.0 RPG ... Posted 15 double-digit scoring games ... 17 starts.
<b>13</b>	<b>TONY MITCHELL</b> 6-8 • 235 • F • SO. DALLAS, TEXAS		PPG: - RPG: - FG%: - FT%: - BPG: - MPG: -	Preseason All-American ... SBC Preseason POY ... 18 pts, 7 reb at Creighton ... Led SBC with 15.9 PPG, 11.8 RPG, 47.1 3FG%, 3.1 BPG in league games ... 10 double-doubles ... 23 starts.

## NORTH TEXAS RESERVES

Pos	No	Name	Ht	Wt	Yr	Hometown	Pts / Reb / Other
F	1	Jacob Holmen	6-8	225	Sr.	Whitehouse, Texas	-
G	2	Brandan Walton	6-2	205	Sr.	Compton, Calif.	-
G	4	P.J. Hardwick	5-10	170	Fr.	Miami	-
G	10	Austin Mitchell	6-1	180	Fr.	Plano, Texas	-
F	11	Justin Patton	6-7	200	Sr.	Bossier City, La.	-
G	21	T.J. Taylor	6-3	220	So.	Denison, Texas	-
G	22	Clarke Overlander	6-5	210	Fr.	Argyle, Texas	-
F	25	Niko Stojiljkovic	6-9	215	Sr.	Paris, France	-
F	44	Keith Coleman	6-10	245	So.	Philadelphia	-



# ALL-AMERICAN TONY MITCHELL

• **CBS SPORTS**

Preseason All-America (Second Team)  
Preseason No. 7 Ranked Player in NCAA

• **ESPN**

Preseason All-America (Second Team)

• **BASKETBALL TIMES MAGAZINE**

Featured on Oct. Issue Cover

• **JOHN WOODEN AWARD**

Wooden Award Preseason Top 50 Player

• **BLUE RIBBON REPORT**

Preseason All-America (Third Team)

• **LINDY'S SPORTS**

No. 2 Center in the Nation

• **SUN BELT CONFERENCE**

Preseason Player of the Year

• **LEBRON JAMES, AMAR'E STOUDEMIRE  
SKILLS ACADEMY STANDOUT**

• **ATHLON SPORTS**

Preseason All-America (Second Team)  
No. 3 Inside-Out Player in the Country



## BY THE NUMBERS



**72** CAREER BLOCKS



**14.9** CAREER POINTS PER GAME



**10.2** CAREER REBOUNDS PER GAME



**10** CAREER DOUBLE-DOUBLES



**56.5** PERCENT CAREER SHOOTER



**43.5** CAREER 3-POINT SHOOTER

**ATHLETIC MEDIA RELATIONS**

Eric Capper - Assoc. AD/Media Relations  
940-565-2476 • eric.capper@unt.edu

Stephen Howard - Asst. Director (MBB)  
940-369-8548 • 817-793-5199 (cell)  
stephen.howard@unt.edu

**Media Information**

**Credentials**

Working press credentials can be requested by contacting Stephen Howard (940-369-8548). Full-season and single-game passes will be mailed whenever possible. If not, they will be left at the Will Call table located at Gate C in the Super Pit.

**Player Interviews**

All interviews with North Texas players must be arranged through the Media Relations Office. Please contact Stephen Howard.

**Tony Benford Interviews**

All interviews with North Texas head coach Tony Benford must be arranged through the Media Relations Office. Please contact Stephen Howard.

**Post-Game Interviews**

The Mean Green locker room is closed at all times. Coach Benford and requested players will be available for interviews postgame after a brief cooling off period.

**Practice Coverage**

North Texas basketball practice is always open to the media. Practice times are usually scheduled for 3:30-6 p.m., and players and coaches are available for interviews prior to each practice, on a prearranged basis through the athletic media relations office.

**Quick Facts**

Location: Denton, Texas  
Founded: 1890  
Enrollment: 35,694  
Nickname: Mean Green  
Colors: Green and White  
Home Arena: The Super Pit (10,500)  
Affiliation: Division I  
Conference: Sun Belt (C-USA 2013-14)  
Head Coach: Tony Benford (1st Year)  
Record at North Texas: 0-1  
Overall Record: Same  
Program All-Time Record: 1,063-1,195-1

**Quick Hitters**

- Prior to the loss to Creighton, NT had won a school-record 11-straight openers.
- Tony Mitchell (18 points vs. Creighton) is averaging 18.3 career PPG against teams that played in the 2012 postseason.
- Creighton's crowd of 17,139 was the third largest NT has ever played in front of, just shy of the record 17,181 that packed "The Pit" at New Mexico in 1990.
- North Texas hasn't started a season with an 0-2 record since 2000-01.

**Welcome Aboard** - Tony Benford, a collegiate coaching veteran of 21 years, took the reigns of the program for 2012-13. Benford spent the last three years at Marquette, including the 2011-12 season as Buzz Williams' Associate Head Coach. Aside from helping the Golden Eagles reach the NCAA Tournament Sweet 16 in each of the last two years, Benford has coached in 14 postseason appearances and has recruited and coached five NBA first-round draft picks.

**First-Class Staff** - Tony Benford brought a first-class coaching staff with him to NT. The staff, which collectively owns over 100 years of collegiate coaching experience, features Associate Head Coach Rob Evans, who has 205 head coaching wins and 14 postseason appearances at Arizona State and Ole' Miss. Bart Lundy, a veteran of 211 head coaching victories at High Point and Queens, came from Marquette to join Benford's staff as an assistant. David Anwar spent the last six seasons at Nebraska, and is a 12-year collegiate coaching veteran.

**All-American** - Tony Mitchell was named a Preseason All-American by several national publications, including ESPN, CBS Sports, Athlon, Basketball Times and Blue Ribbon Report. He was also named the Sun Belt's Preseason Player of the Year after bringing home Freshman of the Year and All-SBC Tourney honors in '11-12. At 14.7 points and 10.3 rebounds, Mitchell joined Kentucky's Anthony Davis as the only freshmen in the country to average a double-double.

**Offense Catching Up** - A team accustomed to high scoring, NT led the Sun Belt with 71.8 PPG in league play last year. But on Friday No. 16 Creighton limited NT to 51 points and 31.9 percent shooting - marks that NT hasn't been held to since a 47 point/30.0 percent outing against Arkansas State in 2010-11. NT started slow offensively last season, shooting under 40 percent in four of its first five games.

**INSIDE THE TOURNAMENT**

• This will be NT's first trip to the NIT Pre-season Tip-Off, although NT will be quite familiar with its second-round opponent - Lamar or Kansas State. Lamar, a former Southland Conference foe, owns a 17-11 all-time edge over NT, although the two teams haven't faced off since 2004-05 (NT 70-66). Kansas State ended NT's season in an 82-62 loss in an NCAA Tournament first round matchup in 2010 in Oklahoma City, Okla. The Wildcats are 5-1 against NT all-time.

• Monday will be NT's first ever meeting with Alabama-Huntsville. The Chargers are the No. 3 team in the NABC/Division II Coaches Poll, and are coming off back-to-back trips to the NCAA Division II Elite Eight. They been in the national poll for 30 straight weeks, which is the third longest streak in the country. The Chargers are picked to repeat as Gulf South Conference champs in 2012-13.

• Zane Campbell and Jaime Smith are getting tons of preseason buzz for Alabama-Huntsville. Campbell ranked 12th in the country in field goal percentage (60.7 percent) last season, and was an All-Gulf South and NABC All-District selection. Smith led all of Division II with a 48.6 three-point percentage, nailing 107-of-220 attempts from deep. He was named to the All-Region team as well as the Gulf South Honor Roll.

• Kansas State opened the Bruce Weber era on Friday with a win over North Dakota. The Wildcats are led by senior Rodney McGruder, who joined Tony Mitchell on the Top 50 candidate list for the John Wooden Award. The unanimous Preseason All-Big 12 selection is one of just three returning players to the league to have ranked in the top 20 in scoring and rebounding in 2011-12.

• Led by Pat Knight, Lamar is coming off a sensational 23-12 season that included a Southland Conference title and a trip to the NCAA Tournament for the first time since 2000. The Cardinals lost their top five scorers from that team, and were tabbed to finish fifth in their league.

**TALE OF THE TAPE**

Mean Green	Chargers
51.....PPG.....	58
-20.....Margin.....	+14.0
31.9.....FG%.....	41.9
12.5.....3PT%.....	30.0
50.0.....FT%.....	64.0
-1.0.....Rebound Margin.....	+1.0
11.....Asst. Avg.....	10
12.....TO Avg.....	14
6.....Steals Avg.....	5
2.....Blocks Avg.....	6

**SUN BELT CONFERENCE**

**SBC STANDINGS**

(As of Nov. 9)

**WEST DIVISION**

Team	Conf.	Overall
UALR	0 0 .000	1 0 1.000
Arkansas State	0 0 .000	0 0 .000
Louisiana-Lafayette	0 0 .000	0 0 .000
ULM	0 0 .000	0 0 .000
North Texas	0 0 .000	0 1 .000

**EAST DIVISION**

Team	Conf.	Overall
Middle Tennessee	0 0 .000	1 0 1.000
South Alabama	0 0 .000	1 0 1.000
Troy	0 0 .000	1 0 1.000
Florida Atlantic	0 0 .000	0 0 .000
FIU	0 0 .000	0 0 .000
Western Kentucky	0 0 .000	0 0 .000

**NORTH TEXAS SBC RANKINGS**

(As of Nov. 9)

**OVERALL RANKINGS**

Category	Stat	Rank
Scoring Offense	-	-
Scoring Defense	-	-
Scoring Margin	-	-
Free Throw Pct	-	-
Field Goal Pct	-	-
Defensive Field Goal Pct	-	-
3-Point FG Pct	-	-
Defensive 3-Point FG Pct	-	-
Rebounding Offense	-	-
Rebounding Defense	-	-
Rebounding Margin	-	-
Blocks	-	-
Assists	-	-
Steals	-	-
Turnover Margin	-	-
Assist/Turnover Ratio	-	-
Offensive Rebounds	-	-
Defensive Rebounds	-	-
Defensive Rebound Pct	-	-
Offensive Rebound Pct	-	-
3-Point FG Made	-	-

**SUN BELT ONLY RANKINGS**

Category	Stat	Rank
Scoring Offense	-	-
Scoring Defense	-	-
Scoring Margin	-	-
Free Throw Pct	-	-
Field Goal Pct	-	-
Defensive Field Goal Pct	-	-
3-Point FG Pct	-	-
Defensive 3-Point FG Pct	-	-
Rebounding Offense	-	-
Rebounding Defense	-	-
Rebounding Margin	-	-
Blocks	-	-
Assists	-	-
Steals	-	-
Turnover Margin	-	-
Assist/Turnover Ratio	-	-
Offensive Rebounds	-	-
Defensive Rebounds	-	-
Defensive Rebound Pct	-	-
Offensive Rebound Pct	-	-
3-Point FG Made	-	-

**Tough Schedule** - Matchups against No. 16/15 Creighton, the NIT Season Tip-Off, St. Louis and Lehigh got the attention of USA Today, which ranked the NT schedule as the nation's fifth toughest overall, and the best by any mid-major this year.

**Winning Ways** - Benford & Co. are taking over a North Texas program that knows how to win. NT has averaged 21 wins per year over the last six seasons, including five straight 20-win seasons from 2007-11. NT won the 2007 and 2010 Sun Belt titles, and played in the NCAA Tournament in both of those seasons.

**Third Straight Final** - The Mean Green, which fell just two wins shy of its sixth consecutive 20-win season, advanced to the Sun Belt Tournament finals for a third straight year. That makes NT just the third program in Sun Belt history to advance to three straight SBC Tournament finals, and the first since Western Kentucky in 2001-03.

**Block Party** - Last year, Tony Mitchell set the program's single season blocks record at 70 blocks in just 23 games. He passes Shawson Johnson, who tallied 69 blocks in 23 games in 2003-04. At 3.04 blocks per game overall, Mitchell's pace was just ahead of Johnson's 3.00 average for the best in NT history.

**Killer Camps** - Tony Mitchell was one of just 14 collegiate players invited to the prestigious Amar'e Stoudemire Skills Academy in June, and the 6-8 forward was measured with a 7-3 wingspan - the camp's largest. Mitchell's exploits at that camp earned him an invite to the LeBron James Skills Academy in July.

**By The Numbers** - North Texas returns its top seven scorers from 2011-12, including four double-digit scorers. In fact, the Mean Green will have 86.4 percent of its scoring back for this year. NT also brings back 72.7 percent of its rebounding, 82.3 percent of its blocks and 81.6 percent of its assists.

**All-Tourney Team** - Tony Mitchell and Jacob Holmen were named to the All-Sun Belt Tournament team. NT is the only program to have multiple players named to the all-tournament team in each of the last three seasons, and has placed a total of seven players in the last three years.

**Bringing Them In** - Last season NT averaged over 4,000 fans for just the third time in school history and for the first time since 1976-77. The Mean Green finished the year with an average of 4,006 fans per home

game after a season-high 6,921 fans attended the home finale. That average ranked third in the Sun Belt in 2011-12 behind only Denver (5,460) and Middle Tennessee (5,035).

**Pit Prowess** - The reason for the attendance spike has a lot to do with the fact that North Texas has been nearly unbeatable at home. NT is a Sun Belt best 75-17 (.815) at the Super Pit since the 2006-07 season.

**Big Minutes** - Alzee Williams played 1,013 minutes in 2011-12, which are the eighth most in school history. Williams joins Josh White (3) George Odufuwa (2), Tristan Thompson (1) and Ben Bell (1) as the only North Texas players since Tony Worrell in 1988 to play over 1,000 minutes in a single season. Williams led the Sun Belt with 35.6 minutes per league game after taking over the bulk of the point guard duties with 13 games remaining.

**Can't Stop Holmen** - Jacob Holmen simply finished the year on fire. After recording just one double-digit scoring game in the regular season, Holmen scored at least 10 points in all three Sun Belt Tournament game. In fact, Holmen's career-high 21 point burst in the semifinals helped NT advance to its third straight SBC final. He averaged a team-high-tying 14.0 points per game in the SBC Tournament, including a 6-of-9 mark from 3-point, and snagged an All-Tournament team nod.

**Forward Thinking** - Roger Franklin had a tough assignment to transition from a veteran guard role into a post presence, but the Oklahoma State transfer excelled in 2011-12. Franklin ranked sixth in the Sun Belt with four double-doubles on the year, and finished with averages of 8.2 points and 5.0 rebounds per game. His 15-rebound performance at ULM ranked as the Sun Belt's fifth best outing last year.

**Recruiting Class** - Joining NT on the court this year is a local hoops hero and a pair of high-major signees. Clarke Overlander, a two-time district MVP at nearby Argyle High School, led the Eagles to their first state championship, and even took home state tournament MVP honors. Big man Keith Coleman was named by Hot100Hoops.com as one of the nation's top-25 junior college players, and originally signed with Nebraska before playing a season at Marshalltown CC (Iowa). Point guard P.J. Hardwick, who originally signed with Mississippi State, was Benford's first signee. He averaged 15 points and 10 assists per game as a senior at Houston's Christian Life Academy.

**NORTH TEXAS VS THE NCAA**  
(Rankings as of Nov. 9)

Category	Rank	Stat
Scoring	-	-
Scoring Def	-	-
Margin	-	-
FG%	-	-
FG% Def	-	-
3FG	-	-
3-FG %	-	-
3-FG Def	-	-
FT %	-	-
Reb. Margin	-	-
Assists	-	-
A/TO	-	-
Blocks	-	-
Steals	-	-
Turnovers	-	-
Turnover Margin	-	-
Fouls	-	-

**NT IN TOP 250 INDIVIDUAL**  
NT Player Stat Number Rank

**SUN BELT PRESEASON ALL-CONFERENCE TEAMS**

First Team

- Will Neighbour (UALR, Jr., Forward)
- Trey Finn (Arkansas State, Sr., Guard)
- Marcos Knight (MTSU, Sr., Guard)
- Tony Mitchell (North Texas, So., Forward)**
- Augustine Rubit (USA, Jr., Forward)

Second Team

- Brandon Peterson (ASU, Sr., Forward)
- Greg Gantt (Florida Atlantic, Sr., Guard)
- JT Sulton (Middle Tennessee, Sr., Forward)
- Bruce Massey (Middle Tennessee, Sr., Guard)
- George Fant (WKU, So., Forward)

Third Team

- Marcus Hooten (Arkansas State, Sr., Guard)
- Raymond Cintron (MTSU, Sr., Guard)
- Javier Carter (South Alabama, Sr., Forward)
- Freddie Goldstein (USA, Sr., Guard)
- T.J. Price (WKU, So., Guard)

Player of the Year

- Tony Mitchell (North Texas, So., Forward)**

**SUN BELT PRESEASON COACHES' POLL**

EAST DIVISION

1. Middle Tennessee – 65 points (11)
2. South Alabama – 51 points
3. WKU – 47 points
4. Florida Atlantic – 29 points
5. Troy – 22 points
6. FIU – 17 points

WEST DIVISION

1. North Texas – 55 points (11)
2. Arkansas State – 40 points
3. UALR – 33 points
4. Louisiana-Lafayette – 24 points
5. Louisiana-Monroe – 13 points

**NORTH TEXAS MEDIA AVAILABILITY SCHEDULE**

Sunday Nov. 11	Monday Nov. 12	Tuesday Nov. 13	Wednesday Nov. 14	Thursday Nov. 15	Friday Nov. 16	Saturday Nov. 17
NIT Season Tip-Off practice day	Alabama-Huntsville game 9:30 p.m.	Lamar/Kansas State game TBA	Return to Denton / Practice 3:30-6 p.m. Super Pit	Practice 3:30-6 p.m.	Cameron game 7 p.m. Super Pit	Practice TBD
Benford & players available via phone	Benford & players available postgame.	Benford & players available postgame	Benford & players available prior to practice	Benford & players available prior to practice	Benford & players available postgame.	Benford & Players available prior to practice

Media availability subject to change. Please contact Stephen Howard for all requests.

**NORTH TEXAS ROSTER**

Name	No	Ht	Wt	Class	Pos	Exp	Hometown	Previous School
Jacob Holmen	1	6-8	225	Sr.	F	3L	Whitehouse, Texas	Whitehouse HS
Brandan Walton	2	6-2	205	Sr.	G	1L	Compton, Calif.	Casper College
Alzee Williams	3	6-4	180	Jr.	G	2L	Dallas	Miss. Elite Christian Academy
P.J. Hardwick	4	5-10	170	Fr.	G	HS	Miami	Christian Life Academy
Chris Jones	5	6-2	202	So.	G	1L	Garland, Texas	Lakeview Centennial HS
Austin Mitchell	10	6-1	180	Fr.	G	HS	Plano, Texas	Plano HS
Justin Patton	11	6-7	200	Sr.	F	TR	Bossier City, La.	Grambling State
Tony Mitchell	13	6-8	235	So.	F	1L	Dallas	Pinkston HS
T.J. Taylor	21	6-3	220	So.	G	TR	Denison, Texas	Paris JC/Marquette
Clarke Overlander	22	6-5	210	Fr.	G	HS	Argyle, Texas	Argyle HS
Jordan Williams	23	6-6	195	So.	G	1L	Dallas	Kimball HS
Niko Stojiljkovic	25	6-9	215	Sr.	F	1L	Paris, France	Lon Morris College
Roger Franklin	32	6-5	220	Sr.	G/F	1L	Duncanville, Texas	Oklahoma State
Keith Coleman	44	6-10	245	So.	F	TR	Philadelphia	Marshalltown CC


Head Coach: Tony Benford - Texas Tech, '92 (1st season)  
Associate Head Coach: Rob Evans - New Mexico State, '68  
Assistant Coaches: Bart Lundy - Winthrop, '94 (1st season), David Anwar - Fitchburg State, '98  
Director of Operations: Jeff Luster - Tabor College, '96

**PRONUNCIATION GUIDE**

- 3 Alzee Williams - "Al - Zee"
- 22 Clarke Overlander - "Clark"
- 25 Niko Stojiljkovic - "Knee-Ko Stoy-Yolk-Uh-Vich"

**MEAN GREEN RADIO NETWORK**

Every North Texas game will be carried on the Mean Green Radio Network. NT graduate and 1310 The Ticket (KTCK-AM) personality George Dunham will handle the play-by-play duties, with Deputy Athletic Director Hank Dickenson providing analysis. Dickenson will also handle all road play-by-play duties. All MGRN broadcasts can be heard in Denton on 88.1 KNTU-FM, in the DFW area on 95.3 KHYI-FM.



**MEAN GREEN SOCIAL MEDIA**



**TWITTER**  
@MeanGreenMBB  
@MeanGreenSports



**FACEBOOK**  
Facebook.com/MeanGreenMBB  
Facebook.com/MeanGreenSports

**NORTH TEXAS' RECORD WHEN**

Overall .....	0-1
Home.....	0-0
Road .....	0-1
Neutral.....	0-0
Leading at half.....	0-0
Trailing at half .....	0-1
Tied at half .....	0-0
Overtime.....	0-0
Last minute lead change .....	0-0
Five point games .....	0-0
One or two-point games .....	0-0
Outshoots Opponent .....	0-0
Outshot by Opponent.....	0-1
More rebounds .....	0-0
Less Rebounds.....	0-1
More offensive boards.....	0-1
Less offensive boards.....	0-0
More turnovers.....	0-0
Less turnovers.....	0-1
Player(s) foul out.....	0-0
Opponent(s) foul out .....	0-0
Has technical foul.....	0-0
Opponent technical foul.....	0-0

**Scores:**

59 and under .....	0-1
60-69 .....	0-0
70-79 .....	0-0
80-89 .....	0-0
90-99 .....	0-0
100+ .....	0-0

**Opponent Scores:**

59 and under .....	0-0
60-69 .....	0-0
70-79 .....	0-1
80-89 .....	0-0
90-99 .....	0-0
100+ .....	0-0

**Shoots:**

Under 35%.....	0-1
35-39%.....	0-0
40-44%.....	0-0
45-49%.....	0-0
50%+ .....	0-0

**Opponent Shoots:**

Under 35%.....	0-0
35-39%.....	0-0
40-44%.....	0-0
45-49%.....	0-0
50%+ .....	0-1

**Free Throws:**

Under 60%.....	0-1
60-69%.....	0-0
70-79%.....	0-0
80+% .....	0-0

**Free Throw Attempts:**

Under 20 Attempts.....	0-1
20-29 .....	0-0
30-39 .....	0-0
40-49 .....	0-0
50+ .....	0-0

**Field Goal Attempts:**

Under 50 FGA.....	0-0
50-59 FGA.....	0-0
60-69 FGA.....	0-1
70+ FGA .....	0-0

**Season Streaks**

Longest Win Streak.....	-
Longest Losing Streak .....	1
Current Streak .....	Lost 1
Last 10 .....	0-1
Largest Lead.....	2 pts (at Creighton)
Largest Deficit.....	23 pts (at Creighton)
Largest Deficit Overcome .....	6 pts (at Creighton)
With Seroka (since 08-09).....	75-38

**MEAN GREEN 2012-13 ACCOLADES AND HONORS**

**Tony Mitchell**

- John Wooden Award Preseason Top 50 Players
- Preseason All-America (ESPN, CBS Sports, Blue Ribbon Report, Lindy's, Basketball Times)
- Sun Belt Conference Preseason Player of the Year
- Preseason First-Team All-Sun Belt
- CBS Sports 2012 Preseason Top 100 College Players (No. 7)
- Basketball Times Oct. Issue Cover Boy
- Athlon Sports No. 3 Inside-Out Player in the Country
- Lindy's No. 2 Center in the Nation
- SB Nation No. 9 on Top 100 Players in College Basketball
- NBA Draft Express 2013 NBA Mock Draft No. 8 Overall Pick

**Jordan Williams**

- College Sports Madness Preseason All-Sun Belt (First Team)

**Chris Jones**

- College Sports Madness Preseason All-Sun Belt (First Team)

**STARTING LINEUPS & RECORDS**

<u>Game</u>	<u>1</u>	<u>2</u>	<u>3</u>	<u>4</u>	<u>5</u>	<u>Result</u>
at No. 16 Creighton	Jones	A. Williams	J. Williams	Franklin	T. Mitchell	L 71-51

**MEAN GREEN MILESTONE GAMES**

**Double Figure Points**

T. Mitchell.....1

**Double-Doubles**

**20+ Point Games**

**30+ Point Games**

**Three Or More Steals**

**Double Figure Rebounds**

**Three Or More Blocks**

**Five Or More Assists**

**THE LAST TIME A MEAN GREEN PLAYER ...**

- Had 30 or more points**  
30 - Tony Mitchell vs. Denver, 1/21/12
- Had 15 or more rebounds**  
16 - Tony Mitchell vs. UALR, 2/23/12
- Had 10 or more assists**  
10 - Chris Jones vs. Troy, 12/31/11
- Had 5 or more blocks**  
6 - Tony Mitchell vs. Louisiana-Lafayette, 3/4/12
- Had 5 or more steals**  
5 - Rich Young vs. Rice, 11/18/06
- Made 90% or more FGA (min 5 att)**  
1.000 - George Odufuwa vs. UALR (7-7), 2/20/10
- Made 80% or more FGA (min 5 att)**  
.888 - Tony Mitchell vs. Western Kentucky (8-9), 1/12/12
- Made 100% FTA (min 5 att)**  
1.000 - Tony Mitchell vs. Arkansas State (8-8), 3/5/12
- Made 90% or more FTA (min 5 att)**  
.900 - Alzee Williams vs. UALR (9-10), 2/23/12
- Made 8 or more 3PT's**  
8 - Joe Ervin vs. Arkansas, 12/30/98
- Had a double-double (pts/rbs)**  
Tony Mitchell vs. UALR (13 pts / 16 reb), 2/23/12
- Had consecutive double-doubles (pts/rbs)**  
5 - Tony Mitchell vs. ASU (1/28/12), MTSU (2/2/12), FIU (2/9/12), Florida Atlantic (2/11/12), ULM (2/16/12)
- Had a double-double (pts/asst)**  
Chris Jones vs. Troy (21 pts /10 asst), 12/31/11
- Had a triple-double (pts/rbs/asst)**  
Jesse Ratliff vs. Sam Houston St. (20pts/16reb/10asst), 2/18/93
- Had a perfect shooting night (min 5 fg & ft att)**  
Tristan Thompson vs. Sam Houston St. (6-6 fg/2-2 3fg/6-6 ft), 12/3/08

**THE LAST TIME A MEAN GREEN TEAM ...**

- Scored 100 or more points**  
107 - vs. Houston Baptist, 2/15/10
- Allowed 100 or more points**  
100 - vs. Oklahoma State, 11/17/08
- Scored 50 or fewer points**  
47 - vs. Arkansas State, 2/24/11
- Held an opponent under 50 points**  
47 - vs. New Orleans, 12/27/11
- Won an overtime game**  
75-67 (OT) - vs. UALR, 2/23/12
- Had 50 or more rebounds**  
52 - vs. La Sierra, 12/02/11
- Had 20 or more assists**  
22 - vs. Western Kentucky, 1/12/12
- Had 10 or more steals**  
15 - vs. South Alabama, 1/5/12
- Had 5 or more blocks**  
5 - vs. Arkansas State, 3/5/12
- Five or more players in double-figures**  
5 - vs. Arkansas State, 3/5/12
- Made 60% or higher FGs**  
.638 - vs. Florida Atlantic (30-47), 2/4/10
- Made 50% or higher 3pt FGs**  
.615 - vs. Arkansas State (8-13), 3/5/12
- Made 90% or higher FTs**  
.947 - vs. La Sierra (18-of-19), 12/02/11

**NORTH TEXAS RECORDS WATCH**

**Career Blocks**

1.....119.....	Jeffrey Simpson .....	2004-06
2.....98.....	Quincy Williams .....	2004-08
3.....91.....	Kedrick Hogans .....	2008-Pr.
4.....81.....	Wendell Williams.....	1986-89
5.....76.....	Thomas Gibson .....	1990-92
6.....72.....	<b>Tony Mitchell.....</b>	<b>2011-Pr.</b>
7.....70.....	George Odufuwa .....	2009-Pr.
8.....69.....	Shawnson Johnson .....	2003-04
9.....66.....	Harold Stewart.....	2005-09
10.....60.....	Will Smith .....	2000-04
11.....53.....	Jason Miller.....	1999-01

**Career Field Goal Percentage**

1.....585.....	John Horrocks .....	1981-83
2.....581.....	Terry Bailey.....	1974-76
3.....570.....	Will Smith .....	2000-04
4.....565.....	<b>Tony Mitchell.....</b>	<b>2012-Pr.</b>
5.....561.....	Eric Tramiel .....	2008-10
6.....559.....	Adam Smith.....	1993-95
7.....555.....	Jeffrey Simpson .....	2004-06
8.....554.....	Sean Riley.....	1995-97
9.....544.....	George Odufuwa .....	2008-Pr.
10.....543.....	Keith Wooden .....	2006-08
11.....540.....	Keenan DuBose .....	1985-87

**Career 3-Point Field Goal Percentage**

1.....435.....	<b>Tony Mitchell .....</b>	<b>2012-Pr.</b>
2.....431.....	George King .....	1993-96
3.....413.....	Chad Elstun.....	1995-97
4.....409.....	Dominique Johnson .....	2008-11
5.....406.....	Rich Young .....	2005-07
6.....396.....	Tristan Thompson.....	2008-11
7.....391.....	Calvin Watson.....	2003-07
.....391.....	Adam McCoy.....	2007-09
9.....377.....	Collin Dennis .....	2007-09
10.....376.....	Isaac Hines .....	2004-06
11.....372.....	Josh White .....	2008-11
.....367.....	<b>Brandan Walton.....</b>	<b>2012-Pr.</b>

# HEAD COACH TONY BENFORD



## **PERSONAL**

### **Birthdate**

March 22, 1964

### **Hometown**

Hobbs, N.M.

### **Alma Mater**

Texas Tech, '92

### **Spouse**

Deborah

### **Children**

Audriana, Milena, Tony Jr., Jeremy

## **COACHING**

### **North Texas**

Head Coach (2012-Present)

### **Marquette**

Assoc. Head Coach (2011-12)

Asst. Coach (2008-11)

### **Nebraska**

Asst. Coach (2006-08)

### **UTEP**

Asst. Coach (July 2006)

### **Arizona State**

Assoc. Head Coach (2004-06)

Asst. Coach (1998-04)

### **New Mexico**

Asst. Coach (1992-98)

### **All Saints School**

Head Coach (1988-1991)

## **PLAYING CAREER**

### **European League**

Holland (1986-87)

### **Chicago Bulls**

Training Camp (1986)

### **Boston Celtics**

Fourth Round Draft Pick (1986)

### **Texas Tech**

All-SWC (1986)

SWC Tournament MVP (1986)

### **Hobbs High School**

1982 N.M. State MVP

1982 State Champion

One of the nation's most respected assistant coaches, Tony Benford, has taken the reigns of the North Texas men's basketball program.

A veteran of 20 years in Division I basketball and 14 postseason appearances, Benford served as the associate head coach under Buzz Williams at Marquette last season; his fourth year with the Golden Eagles. During his time at Marquette, Benford helped recruit and coach six All-Big East players, including 2012 Big East Player of the Year Jae Crowder.

Tabbed by Basketball Times, Fox Sports and Hoop Scoop as one of the country's top assistant coaches, Benford also spent time at Nebraska (2006-08), Arizona State (1998-06) and New Mexico (1992-98) developing some of the nation's most talented players.

"I couldn't be more excited about the opportunity of taking over the basketball program at North Texas," Benford said. "I would like to thank Rick Villarreal and President V. Lane Rawlins for this opportunity, and Johnny Jones for doing such a great job in making North Texas a winner. My philosophy is all about the players, and we will do everything in ensure that our players grow in the classroom, the community and on the court."

In his career Benford recruited and coached five NBA first-round draft picks: Garland, Texas; Ike Diogu (Arizona St., '05), Charles Smith (New Mexico, '97), Kenny Thomas (New Mexico, '99), Lazar Hayward (Marquette, '10) and Jimmy Butler (Marquette, '11), as well as three second-round picks in Eddie House (Arizona St., '00), Tommy Smith (Arizona St., '03) and Jeff Pendergraph (Arizona St., '09).

A native of Hobbs, N.M., Benford played collegiately at Texas Tech and was the catalyst for the Red Raiders Southwest Conference regular-season and tournament titles in 1985, and their 1986 SWC Tournament championship. He earned All-Southwest Conference and SWC Tournament MVP honors as a senior. The Boston Celtics selected Benford in the fourth round of the 1986 NBA Draft, and he played professionally in Holland for the 1986-87 season.

With Williams and Benford at the helm at Marquette, the Golden Eagles have reached the NCAA Tournament's Sweet 16 in each of the last two years. Marquette was ranked No. 11 in the final AP poll of 2012, and ranked 31st in the country in scoring offense with an average of 75.4 points per game. MU won at least 20 games and reached the NCAA Tournament in each of Benford's four years with the program.

Before arriving at Marquette, he had spent the previous two campaigns at Nebraska under head coach Doc Sadler. The Huskers collected 37 total victories in the two seasons, highlighted by a trip to the National Invitation Tournament in 2008. The squad posted 20 wins in 2007-08, just the 12th 20-win campaign in the program's 112-year history. North Texas forward Alonzo Edwards was recruited to Nebraska by Benford prior to transferring to Denton.

Benford served on the Arizona State bench as an assistant coach for his first six years in Tempe before being named associate head coach for his last two seasons. Benford helped the Sun Devils to four postseason appearances during his tenure, including earning a spot in the second round of the 2003 NCAA Tournament. While at ASU, Benford recruited Keith Wooden and George Odufuwa to Phoenix before the pair transferred to North Texas and went on to start a combined 143 games for the Mean Green.

In six seasons with New Mexico, Benford helped the Lobos reach five NCAA Tournament bids while winning 73.2 percent of their games (139-51 record). New Mexico picked up a pair of Western Athletic Conference tournament titles in 1993 and 1996, and a regular-season championship in 1994. During his stint with the Lobos, Benford coached the top four scorers in program history, including all-time leading scorer in Kenny Thomas.

As a prep all-star, Benford was a Converse All-American and the New Mexico Player of the Year after pouring in 27.5 points per game as a senior at Hobbs High School. He led Hobbs to the state title in his final season, earning MVP honors of the state championship tournament after posting 29 points in the title game.





# 1 Jacob Holmen

**Forward**

Sr. ▶ 6-8 ▶ 225  
**Whitehouse, TX ▶**  
**(Whitehouse HS)**

### ↳ CAREER HIGHS

Points: 21, vs Arkansas State -- 03/05/12  
 Rebounds: 10, at Louisiana -- 1/27/11  
 Assists: 4, vs Arkansas State -- 03/05/12  
 Steals: 2, New Orleans -- 01/09/10; at TROY -- 1/15/11; Sam Houston State -- 12/10/11  
 Blocks: 2, at Univ. of New Orleans -- 02/11/10; Henderson State -- 11/12/10  
 FG made: 9, at Florida Atlantic -- 02/11/12  
 FG attempts: 16, at Florida Atlantic -- 02/11/12  
 3FG made: 5, vs Arkansas State -- 03/05/12  
 3FG attempts: 5, vs Arkansas State -- 03/05/12; at Louisiana -- 1/27/11  
 FT made: 5, Henderson State -- 11/12/10; University of the Southw -- 12/02/09  
 FT attempts: 6, South Alabama -- 01/21/10; Henderson State -- 11/12/10

**2011-12:** All-Sun Belt Tournament team ... Team-high tying 14.0 ppg in SBC Tourney, including 6-of-9 from 3-point ... Career 21 point game in semifinal win over ASU (team season-high 5-of-5 from 3-point) ... Tied season high with 8 rebounds vs ULL in quarterfinals ... Averaged 11.5 points over the year's final 8 games ... Exploded for then-career-high 20 points at FAU - all in the 2nd half ... 22 career starts ... Team's top free throw shooting forward at 78.6 percent ... Started opener (first start since 1/16/10) and tallied 8 pts, 8 reb.

### ↳ 2012-13 STATS

Opponent	Date	gs	min	Total		3-Pointers		Free throws			Rebounds				pts	avg				
				fg-fga	pct	3fg-fga	pct	ft-fta	pct	off	def	tot	avg							
at Creighton	11-09-12		12	1-3	.333	0-0	.000	0-0	.000	0	2	2	2.0	0	0	0	0	0	2	2.0
<b>Totals</b>		0	12	1-3	.333	0-0	.000	0-0	.000	0	2	2	2.0	0	0	0	0	0	2	2.0

Games played: 1  
 Minutes/game: 12.0  
 Points/game: 2.0  
 FG Pct: 33.3

Rebounds/game: 2.0

### ↳ CAREER STATS

Season	gp-gs	min/avg	Total		3-Point		F-Throws		Rebounds				Scoring							
			fg-fga	pct	fg-fga	pct	ft-fta	pct	off	def	tot	avg	pf	fo	ast	to	blk	stl	pts	avg
2009-10	31-8	420/13.5	59-142	.415	3-23	.130	29-36	.806	27	46	73	2.4	41	1	12	25	7	8	150	4.8
2010-11	26-0	382/14.7	58-134	.433	12-34	.353	24-32	.750	31	47	78	3.0	27	0	12	17	3	5	152	5.8
2011-12	22-14	457/20.8	59-151	.391	13-39	.333	22-28	.786	20	53	73	3.3	30	1	21	22	2	6	153	7.0
2012-13	1-0	12/12.0	1-3	.333	0-0	.000	0-0	.000	0	2	2	2.0	0	0	0	0	0	0	2	2.0
<b>TOTAL</b>	<b>80-22</b>	<b>1271/15.9</b>	<b>177-430</b>	<b>.412</b>	<b>28-96</b>	<b>.292</b>	<b>75-96</b>	<b>.781</b>	<b>78</b>	<b>148</b>	<b>226</b>	<b>2.8</b>	<b>98</b>	<b>2</b>	<b>45</b>	<b>64</b>	<b>12</b>	<b>19</b>	<b>457</b>	<b>5.7</b>



# 2 Brandan Walton

Guard

Sr. ▶ 6-2 ▶ 205  
Compton, CA ▶  
(Casper College)

### ↳ CAREER HIGHS

Points: 19, Arkansas State -- 01/28/12  
Rebounds: 6, at Louisiana-Lafayette -- 01/25/12; at Florida Atlantic -- 02/11/12;  
Assists: 4, at FIU -- 02/09/12  
Steals: 3, at UT Arlington -- 11/22/11  
Blocks: 1, at South Alabama -- 01/05/12  
FG made: 6, at ULM -- 01/14/12; at UALR -- 02/23/12  
FG attempts: 16, at UALR -- 02/23/12  
3FG made: 5, at ULM -- 01/14/12  
3FG attempts: 10, at UALR -- 02/23/12  
FT made: 6, Arkansas State -- 01/28/12  
FT attempts: 6, Arkansas State -- 01/28/12; at FIU -- 02/09/12

**North Texas:** Just missed the single season top-10 list for 3-pointers in a season with 54 ... 46.2 percent from 3-point in SBC Tournament ... Game-winning 3-pointer with 8.3 seconds left in QF win over ULL (game-high 16 points) ... Ranked 6th in the SBC with 2.1 3-pointers per league game, and 11th with 41.0 3FG% ... Was 32-of-76 (42.1 percent) from 3-point over season's

final 15 games ... Team season-high 5 3-pointers at ULM ... 14 double-figure games, including a career-high 19 points at ASU ... Returned home to LA and tallied 14 points vs La Sierra.

### ↳ 2012-13 STATS

Opponent	Date	qs	min	Total		3-Pointers		Free throws		Rebounds				pf	a	t/o	blk	stl	pts	avg
				fg-fga	pct	3fg-fga	pct	ft-fga	pct	off	def	tot	avg							
at Creighton	11-09-12		1	0-0	.000	0-0	.000	0-0	.000	0	0	0	0.0	0	0	0	0	0	0	0.0
Totals		0	1	0-0	.000	0-0	.000	0-0	.000	0	0	0	0.0	0	0	0	0	0	0	0.0

Games played: 1  
Minutes/game: 1.0

### ↳ CAREER STATS

Season	gp-gs	min/avg	Total		3-Point		F-Throws		Rebounds				Scoring							
			fg-fga	pct	fg-fga	pct	ft-fga	pct	off	def	tot	avg	pf	fo	ast	to	blk	stl	pts	avg
2011-12	32-17	792/24.8	92-237	.388	54-147	.367	42-63	.667	29	53	82	2.6	67	1	35	38	1	25	280	8.8
2012-13	1-0	1/1.0	0-0	.000	0-0	.000	0-0	.000	0	0	0	0.0	0	0	0	0	0	0	0	0.0
TOTAL	33-17	793/24.0	92-237	.388	54-147	.367	42-63	.667	29	53	82	2.5	67	1	35	38	1	25	280	8.5



# 3 Alzee Williams

Guard

Jr. ▶ 6-4 ▶ 180  
 Dallas, TX ▶  
 (Mississippi Elite Christian Acad.)

### ↳ CAREER HIGHS

Points: 29, Middle Tennessee -- 02/02/12  
 Rebounds: 7, at Denver -- 02/26/12  
 Assists: 5, Arkansas State -- 01/28/12  
 Steals: 2, Middle Tennessee -- 02/02/12; at HBU -- 02/15/10; vs Columbia -- 12/03/11  
 Blocks: 1, 5 times  
 FG made: 10, Middle Tennessee -- 02/02/12  
 FG attempts: 19, Middle Tennessee -- 02/02/12  
 3FG made: 2, at ULM -- 02/27/10  
 3FG attempts: 4, at Loyola Marymount -- 12/04/11  
 FT made: 9, Middle Tennessee -- 02/02/12; at UALR -- 02/23/12  
 FT attempts: 11, Middle Tennessee -- 02/02/12

**North Texas:** Led the league with 35.6 minutes per SBC game, and his 1,018 total minutes rank 8th in NT history ... Averaged 15.8 ppg over the last 10 games of the year, which included 29 (MTSU) and 25 (UALR) point outings ... Shot 51.6 percent from the floor in the SBC Tournament and scored a team-high-tying 14.0 ppg ... Ended the year with 10 straight double-figure games ... Game-winning OT tip-in vs Denver ... NT's go-to free throw shooter at 78.8 percent (78-of-99) ... Team-high 30 career starts (all in 2011-12) ... 18 double-figure games ... Game high 17 points at Texas.

### ↳ 2012-13 STATS

Opponent	Date	gs	min	Total		3-Pointers		Free throws		Rebounds				pf	a	t/o	blk	stl	pts	avg
				fg-fga	pct	3fg-fga	pct	ft-fa	pct	off	def	tot	avg							
at Creighton	11-09-12	*	29	3-14	.214	0-0	.000	3-4	.750	2	1	3	3.0	1	1	0	0	0	9	9.0
<b>Totals</b>			29	3-14	.214	0-0	.000	3-4	.750	2	1	3	3.0	1	1	0	0	0	9	9.0

Games played: 1  
 Minutes/game: 29.0  
 Points/game: 9.0  
 FG Pct: 21.4  
 FT Pct: 75.0

Rebounds/game: 3.0  
 Assists/game: 1.0  
 Assist/turnover ratio: 99.9

### ↳ CAREER STATS

Season	gp-gs	min/avg	Total		3-Point		F-Throws		Rebounds				Scoring							
			fg-fga	pct	fg-fga	pct	ft-fa	pct	off	def	tot	avg	pf	fo	ast	to	blk	stl	pts	avg
2009-10	32-0	244/7.6	21-64	.328	5-31	.161	14-22	.636	3	20	23	0.7	19	0	5	18	3	7	61	1.9
2011-12	32-30	1018/31.8	126-267	.472	5-21	.238	78-99	.788	36	73	109	3.4	36	0	54	41	2	17	335	10.5
2012-13	1-1	29/29.0	3-14	.214	0-0	.000	3-4	.750	2	1	3	3.0	1	0	1	0	0	0	9	9.0
<b>TOTAL</b>	<b>65-31</b>	<b>1291/19.9</b>	<b>150-345</b>	<b>.435</b>	<b>10-52</b>	<b>.192</b>	<b>95-125</b>	<b>.760</b>	<b>41</b>	<b>94</b>	<b>135</b>	<b>2.1</b>	<b>56</b>	<b>0</b>	<b>60</b>	<b>59</b>	<b>5</b>	<b>24</b>	<b>405</b>	<b>6.2</b>



# 4 P.J. Hardwick

**Guard**

Fr. ▶ 5-10 ▶ 170  
Miami, FL ▶  
(Houston Christian Life)

### ↳ CAREER HIGHS

Points: 3, at Creighton -- 11-09-12  
Rebounds: 2, at Creighton -- 11-09-12  
Assists: 3, at Creighton -- 11-09-12  
Steals: 1, at Creighton -- 11-09-12  
FG made: 1, at Creighton -- 11-09-12  
FG attempts: 5, at Creighton -- 11-09-12  
3FG attempts: 1, at Creighton -- 11-09-12  
FT made: 1, at Creighton -- 11-09-12  
FT attempts: 2, at Creighton -- 11-09-12

**2012-13 North Texas:** Saw first career action at Creighton, tallied 3 pts ... **Houston Christian Life Academy:** Known for his lightning quick moves, point guard P.J. Hardwick became the first signee of the Tony Benford era ... Averaged 15 points and 10 assists per game as a senior for Christian Life Academy in Houston ... Originally signed with Mississippi State as a part of the nation's No. 17 ranked recruiting class according to Hoop Scoop ... Hoop Scoop also listed Hardwick as the No. 250 ranked player in the nation ... As a junior, Hardwick led Christian Life to a 30-1 record while averaging nine points and 12 assists per game ... Rivals.com named Hardwick a three-star recruit.

### ↳ 2012-13 STATS

Opponent	Date	qs	min	Total		3-Pointers		Free throws		Rebounds				pf	a	t/o	blk	stl	pts	avg
				fg-fga	pct	3fg-fga	pct	ft-fta	pct	off	def	tot	avg							
at Creighton	11-09-12		21	1-5	.200	0-1	.000	1-2	.500	1	1	2	2.0	2	3	0	0	1	3	3.0
<b>Totals</b>		0	21	1-5	.200	0-1	.000	1-2	.500	1	1	2	2.0	2	3	0	0	1	3	3.0

Games played: 1  
Minutes/game: 21.0  
Points/game: 3.0  
FG Pct: 20.0  
3FG Pct: 0.0  
FT Pct: 50.0

Rebounds/game: 2.0  
Assists/game: 3.0  
Assist/turnover ratio: 99.9  
Steals/game: 1.0



# 5 Chris Jones

Guard

So. ▶ 6-2 ▶ 202  
Garland, TX ▶  
(Lakeview Centennial HS)

### ↳ CAREER HIGHS

Points: 31, at Texas Tech -- 11/16/11  
Rebounds: 12, St. Gregory's -- 11/11/11  
Assists: 10, Troy -- 12/31/11  
Steals: 4, 5 times  
Blocks: 1, 4 times  
FG made: 9, at Texas Tech -- 11/16/11  
FG attempts: 21, at Texas Tech -- 11/16/11  
3FG made: 5, Jackson State -- 12/18/11  
3FG attempts: 6, at UT Arlington -- 11/22/11; at Mississippi State -- 11/27/11  
FT made: 12, at Texas Tech -- 11/16/11  
FT attempts: 13, at Texas Tech -- 11/16/11

**North Texas:** Jones' 4.26 apg average highest by a frosh in NT history (8th overall) ... NCAA's 19th highest scoring frosh at 14.1 ppg ... 1 rebound vs Troy from first NT triple-double since 1993 (21 pts, 9 reb, 10 asst) ... 10 assts vs Troy ranks 12th in school history, most by NT player since 2000 ... College Sports Madness Sun Belt POW (12/12) ... Missed the final 13 games of the year

(Was leading the SBC with 6.0 apg in league games, also ranked top 10 in SBC in pts, asst, steals, A/TO ratio & def rebounds) ... 2.4 steals ranks 21st in NCAA, 3rd in SBC ... 31 points at Texas Tech are the 5th most by a frosh in NT history ... Four games of 20+ points.

### ↳ 2012-13 STATS

Opponent	Date	qs	min	Total		3-Pointers		Free throws			Rebounds				pf	a	t/o	blk	stl	pts	avg
				fg-fga	pct	3fg-fga	pct	ft-fta	pct	off	def	tot	avg								
at Creighton	11-09-12	*	21	0-4	.000	0-1	.000	0-0	.000	1	3	4	4.0	4	3	2	0	1	0	0.0	
<b>Totals</b>			21	0-4	.000	0-1	.000	0-0	.000	1	3	4	4.0	4	3	2	0	1	0	0.0	

Games played: 1  
Minutes/game: 21.0  
FG Pct: 0.0  
3FG Pct: 0.0

Rebounds/game: 4.0  
Assists/game: 3.0  
Turnovers/game: 2.0  
Assist/turnover ratio: 1.5  
Steals/game: 1.0

### ↳ CAREER STATS

Season	gp-gs	min/avg	Total		3-Point		F-Throws		Rebounds				Scoring							
			fg-fga	pct	fg-fga	pct	ft-fta	pct	off	def	tot	avg	pf	fo	ast	to	blk	stl	pts	avg
2011-12	19-19	558/29.4	97-222	.437	18-64	.281	55-71	.775	11	78	89	4.7	40	0	81	70	4	45	267	14.1
2012-13	1-1	21/21.0	0-4	.000	0-1	.000	0-0	.000	1	3	4	4.0	4	0	3	2	0	1	0	0.0
<b>TOTAL</b>	<b>20-20</b>	<b>579/29.0</b>	<b>97-226</b>	<b>.429</b>	<b>18-65</b>	<b>.277</b>	<b>55-71</b>	<b>.775</b>	<b>12</b>	<b>81</b>	<b>93</b>	<b>4.7</b>	<b>44</b>	<b>0</b>	<b>84</b>	<b>72</b>	<b>4</b>	<b>46</b>	<b>267</b>	<b>13.4</b>



# 10 Austin Mitchell

Guard

Fr. ▶ 6-1 ▶ 180  
 Plano, TX ▶  
 (Plano HS)

↳ **CAREER HIGHS**

Rebounds: 1, at Creighton -- 11-09-12  
 FG attempts: 1, at Creighton -- 11-09-12

**North Texas 2012-13:** Saw first career action at Creighton ... **Plano HS:** Averaged 16.3 points per game as a senior at Plano, which ranked 12th among all players in the DFW area ... Named First-Team All-District 8-5A ... North Texas Basketball Coaches Association 2012 All-Star Game participant ... Also hauled in 2.4 rebounds and 2.5 assists per game as a senior ... Knocked down 19 3-pointers in 26 games ... Helped the Wildcats average 56.0 points per game.

↳ **2012-13 STATS**

Opponent	Date	qs	min	Total		3-Pointers		Free throws		Rebounds				pf	a	t/o	blk	stl	pts	avg
				fg-fga	pct	3fg-fga	pct	ft-fta	pct	off	def	tot	avg							
at Creighton	11-09-12		1	0-1	.000	0-0	.000	0-0	.000	1	0	1	1.0	0	0	0	0	0	0	0.0
<b>Totals</b>			0	0-1	.000	0-0	.000	0-0	.000	1	0	1	1.0	0	0	0	0	0	0	0.0

Games played: 1  
 Minutes/game: 1.0  
 FG Pct: 0.0

Rebounds/game: 1.0

**11** Justin Patton

Forward

Sr. ▶ 6-7 ▶ 200  
Bossier City, LA ▶  
(Grambling State)

## ↳ CAREER HIGHS

**North Texas:** Sat out the 2011-12 season after transferring ... Was Grambling State's leading scorer and rebounder in 2010-11 with 13.2 points and a SWAC leading 7.1 rebounds per game ... Named Second Team All-SWAC ... Louisiana Sports Writers Assn All-Louisiana Second Team selection ... Won two SWAC Player of the Week awards ... Piled up 43 steals and 192 free throw attempts for the Tigers ... Scored a season-best 31 points against Mississippi Valley, and had back-to-back outings of 16 and 17 rebounds in SWAC play ... Dropped in a team-high 26 points on 9-of-18 shooting and added 10 boards against NT.



# 13 Tony Mitchell

**Forward**

So. ▶ 6-8 ▶ 235  
Dallas, TX ▶  
(Pinkston HS)

### ↳ CAREER HIGHS

Points: 34, at South Alabama -- 01/05/12  
Rebounds: 21, at Florida Atlantic -- 02/11/12  
Assists: 5, at Florida Atlantic -- 02/11/12  
Steals: 2, 7 times  
Blocks: 6, 4 times  
FG made: 11, at South Alabama -- 01/05/12; Denver -- 01/21/12  
FG attempts: 19, Denver -- 01/21/12  
3FG made: 3, at South Alabama -- 01/05/12; at ULM -- 01/14/12  
3FG attempts: 5, at Creighton -- 11-09-12  
FT made: 12, at Florida Atlantic -- 02/11/12  
FT attempts: 15, at Florida Atlantic -- 02/11/12

## PRESEASON ALL-AMERICAN

**North Texas 2012-13:** 18th career double-digit outing at Creighton with 18 pts ... Preseason All-American ... Standout at the prestigious LeBron James and Amarè Stoudemire Skills Academies ... Lou Henson Award Finalist (Mid-Major POY) ... Only third player in league history to earn Sun Belt Freshman of the Year & First-Team All-SBC in same season ... One of only 2 freshmen in the NCAA to average a double-double (14.7 PPG, 10.3 RPG) ... First frosh with multiple 30+ point/15+ rebound games since Micheal Beasley (KSU, 2007-08) ... 10.3 RPG average 2nd among freshman nationally (Anthony Davis, UK - 10.4) ... In league-only games, Mitchell led the Sun Belt in PPG (15.9), RPG (11.8), 3FG% (47.1), BPG (3.1), also 2nd in FG% (58.1) ... Set NT single-season blocks record (70), and blocks per game record (3.04) ... 22 pts/21 reb vs FAU - Tied for 9th most rebounds in the NCAA last year, is one of six 21+ reb/20+ pt games in '11-12 ... Sun Belt high 10 double-doubles ... 2nd player in league history to earn three straight SBC Player of the Week awards ... Top scoring (34 pts) & rebounding (21 reb) performances in SBC this year.

### ↳ 2012-13 STATS

Opponent	Date	gs	min	Total		3-Pointers		Free throws		Rebounds				pf	a	t/o	blk	stl	pts	avg
				fg-fga	pct	3fg-fga	pct	ft-fta	pct	off	def	tot	avg							
at Creighton	11-09-12	*	30	8-15	.533	2-5	.400	0-0	.000	2	5	7	7.0	4	0	1	2	2	18	18.0
<b>Totals</b>			1	8-15	.533	2-5	.400	0-0	.000	2	5	7	7.0	4	0	1	2	2	18	18.0

Games played: 1  
Minutes/game: 30.0  
Points/game: 18.0  
FG Pct: 53.3  
3FG Pct: 40.0

Rebounds/game: 7.0  
Turnovers/game: 1.0  
Steals/game: 2.0  
Blocks/game: 2.0

### ↳ CAREER STATS

Season	gp-gs	min/avg	Total		3-Point		F-Throws		Rebounds				Scoring							
			fg-fga	pct	fg-fga	pct	ft-fta	pct	off	def	tot	avg	pf	fo	ast	to	blk	stl	pts	avg
2011-12	23-22	676/29.4	118-208	.567	18-41	.439	85-115	.739	58	180	238	10.3	70	2	36	65	70	20	339	14.7
2012-13	1-1	30/30.0	8-15	.533	2-5	.400	0-0	.000	2	5	7	7.0	4	0	0	1	2	2	18	18.0
<b>TOTAL</b>	<b>24-23</b>	<b>706/29.4</b>	<b>126-223</b>	<b>.565</b>	<b>20-46</b>	<b>.435</b>	<b>85-115</b>	<b>.739</b>	<b>60</b>	<b>185</b>	<b>245</b>	<b>10.2</b>	<b>74</b>	<b>2</b>	<b>36</b>	<b>66</b>	<b>72</b>	<b>22</b>	<b>357</b>	<b>14.9</b>



**21** T.J.  
Taylor

Guard

So. ▶ 6-3 ▶ 220  
Denison, TX ▶  
(Paris JC / Marquette)

## ↳ CAREER HIGHS

**North Texas:** Is expected to sit out the 2012-13 season after transferring from Marquette ... **Paris Junior College:** Third Team All-America selection by the National Junior College Athletic Association in 2011-12 ... First team all-conference and all-region honoree under head coach Chuck Taylor at Paris Junior College ... Two-time Region 14 Player of the Week ... Helped lead the dragons to the regular season conference title ... posted season averages of 14.0 points, 5.0 rebounds, 3.0 assists and 1.0 steals per game ... was named the team's most valuable player, as well as top performer for all of the programs at Paris.



# 22 Clarke Overlander

Guard

Fr. ▶ 6-5 ▶ 210  
Argyle, TX ▶  
(Argyle HS)

### ↳ CAREER HIGHS

Assists: 2, at Creighton -- 11-09-12  
FG attempts: 3, at Creighton -- 11-09-12  
3FG attempts: 3, at Creighton -- 11-09-12

**North Texas 2012-13:** Saw first career action Creighton, notched 2 assists ... **Argyle High School:** Led Argyle to a 31-8 record and its first 3A state title as a senior ... Was named the UIL State Tournament MVP after hauling in 14 points, 10 rebounds and four assists in the state title game ... First-Team All-District as a senior, but was named the District 9-3A MVP as both a sophomore and junior ... Is the first known Denton area player to sign a scholarship to play for the Mean Green ... Multiple Texas Association of Basketball Coaches All Region and All-State selections ... Averaged 15.5 points per game as a sophomore, and upped that to 19 per game and 50 percent 3-point percentage as a junior.

### ↳ 2012-13 STATS

Opponent	Date	qs	min	Total		3-Pointers		Free throws		Rebounds				pf	a	t/o	blk	stl	pts	avg
				fg-fga	pct	3fg-fga	pct	ft-fta	pct	off	def	tot	avg							
at Creighton	11-09-12		15	0-3	.000	0-3	.000	0-0	.000	0	0	0	0.0	0	2	2	0	0	0	0.0
Totals		0	15	0-3	.000	0-3	.000	0-0	.000	0	0	0	0.0	0	2	2	0	0	0	0.0

Games played: 1  
Minutes/game: 15.0  
FG Pct: 0.0  
3FG Pct: 0.0

Assists/game: 2.0  
Turnovers/game: 2.0  
Assist/turnover ratio: 1.0



# 23 Jordan Williams

**Guard**

So. ▶ 6-6 ▶ 195  
Dallas, TX ▶  
(Kimball HS)

### ↳ CAREER HIGHS

Points: 19, Troy -- 12/31/11  
Rebounds: 8, at Texas -- 11/29/11; Sam Houston State -- 12/10/11  
Assists: 5, vs La Sierra -- 12/02/11  
Steals: 4, at Mississippi State -- 11/27/11  
Blocks: 2, Western Kentucky -- 01/12/12  
FG made: 8, Troy -- 12/31/11  
FG attempts: 14, at Creighton -- 11-09-12  
3FG made: 4, at UT Arlington -- 11/22/11  
3FG attempts: 8, Troy -- 12/31/11  
FT made: 6, at ULM -- 01/14/12  
FT attempts: 7, at ULM -- 01/14/12; Jackson State -- 12/18/11

**North Texas 2012-13:** Career 52-of-98 (53.1 percent) from inside the 3-point arc ... **2011-12:** Averaged 12.4 points per game after moving into "sixth-man" role ... 23 3-pointers second at NT only to Brandan Walton (54) ... Missed the season's final 13 games ... NT's fourth leading rebounder at 4.0 per game ... Posted two clutch steals in OT to help seal win over South Alabama ... 11 double-figure games, including 19 points in 18 minutes vs Troy ... 17 points, 7 rebounds at Loyola Marymount ... 16 points on 6-of-12 shooting in collegiate debut against St. Gregory's ... Was the CollegeSportsMadness.com Preseason Sun Belt Freshman of the Year.

### ↳ 2012-13 STATS

Opponent	Date	qs	min	Total		3-Pointers		Free throws		Rebounds				pf	a	t/o	blk	stl	pts	avg
				fg-fga	pct	3fg-fga	pct	ft-fta	pct	off	def	tot	avg							
at Creighton	11-09-12	*	30	4-14	.286	0-5	.000	1-3	.333	4	1	5	5.0	3	1	5	0	0	9	9.0
Totals			30	4-14	.286	0-5	.000	1-3	.333	4	1	5	5.0	3	1	5	0	0	9	9.0

Games played: 1  
Minutes/game: 30.0  
Points/game: 9.0  
FG Pct: 28.6  
3FG Pct: 0.0  
FT Pct: 33.3

Rebounds/game: 5.0  
Assists/game: 1.0  
Turnovers/game: 5.0  
Assist/turnover ratio: 0.2

### ↳ CAREER STATS

Season	gp-gs	min/avg	Total		3-Point		F-Throws		Rebounds				Scoring							
			fg-fga	pct	fg-fga	pct	ft-fta	pct	off	def	tot	avg	pf	fo	ast	to	blk	stl	pts	avg
2011-12	19-13	480/25.3	71-173	.410	23-84	.274	42-54	.778	36	40	76	4.0	39	0	25	41	9	21	207	10.9
2012-13	1-1	30/30.0	4-14	.286	0-5	.000	1-3	.333	4	1	5	5.0	3	0	1	5	0	0	9	9.0
TOTAL	20-14	510/25.5	75-187	.401	23-89	.258	43-57	.754	40	41	81	4.1	42	0	26	46	9	21	216	10.8



# 25 Niko Stojiljkovic

**Forward**

**Sr. ▶ 6-9 ▶ 215**  
**Paris, France ▶**  
**(Lon Morris College)**

### ↳ CAREER HIGHS

Points: 8, at FIU -- 02/09/12; at UT Arlington -- 11/22/11; Sam Houston State -- 12/10/11  
 Rebounds: 10, Troy -- 12/31/11  
 Assists: 4, at Arkansas State -- 01/07/12; Troy -- 12/31/11  
 Steals: 2, Louisiana-Lafayette -- 02/18/12; St. Gregory's -- 11/11/11  
 Blocks: 1, at South Alabama -- 01/05/12; at Florida Atlantic -- 02/11/12; Sam Houston State  
 FG made: 4, at FIU -- 02/09/12  
 FG attempts: 6, at UT Arlington -- 11/22/11  
 3FG made: 1, at Louisiana-Lafayette -- 01/25/12; Sam Houston State -- 12/10/11  
 3FG attempts: 2, Sam Houston State -- 12/10/11  
 FT made: 3, Louisiana-Lafayette -- 02/18/12; at Texas Tech -- 11/16/11; at Mississippi State  
 FT attempts: 6, Louisiana-Lafayette -- 02/18/12

**North Texas:** Went 4-of-7 (57.1 percent) from the floor in the Sun Belt Tournament ... Earned five starts on the year, and saw action in 31 of 32 games ... Despite ranking 11th at NT in minutes, Niko finished 7th on the team in free throw attempts (25-of-43) and 6th in offensive boards (31) ... Just 1 point shy of being NT's eighth 100 point player on the year (3.2 point per game average) ... 4-of-5 shooting for 8 points at FIU ... 3 points shy of double-double vs Troy - career-high 10 boards ... 8 points, 1 block in 11 minutes vs Sam Houston State ... Grabbed 2.6 rebounds per game, including 5 games of at least 5 boards.

### ↳ 2012-13 STATS

Opponent	Date	qs	min	Total		3-Pointers		Free throws		Rebounds					pts	avg					
				fg-fga	pct	3fg-fga	pct	ft-fga	pct	off	def	tot	avg	pf			a	t/o	blk	stl	
at Creighton	11-09-12		6	0-0	.000	0-0	.000	0-0	.000	0	0	0	0.0	2	0	0	0	0	0	0	0.0
<b>Totals</b>			6	0-0	.000	0-0	.000	0-0	.000	0	0	0	0.0	2	0	0	0	0	0	0	0.0

Games played: 1  
 Minutes/game: 6.0

### ↳ CAREER STATS

Season	gp-gs	min/avg	Total		3-Point		F-Throws		Rebounds					Scoring						
			fg-fga	pct	fg-fga	pct	ft-fga	pct	off	def	tot	avg	pf	fo	ast	to	blk	stl	pts	avg
2011-12	31-5	344/11.1	36-84	.429	2-10	.200	25-43	.581	31	50	81	2.6	43	0	25	26	3	10	99	3.2
2012-13	1-0	6/6.0	0-0	.000	0-0	.000	0-0	.000	0	0	0	0.0	2	0	0	0	0	0	0	0.0
<b>TOTAL</b>	<b>32-5</b>	<b>350/10.9</b>	<b>36-84</b>	<b>.429</b>	<b>2-10</b>	<b>.200</b>	<b>25-43</b>	<b>.581</b>	<b>31</b>	<b>50</b>	<b>81</b>	<b>2.5</b>	<b>45</b>	<b>0</b>	<b>25</b>	<b>26</b>	<b>3</b>	<b>10</b>	<b>99</b>	<b>3.1</b>



# 32 Roger Franklin

**Guard**

**Sr. ▶ 6-5 ▶ 220  
Duncanville, TX ▶  
(Oklahoma State)**

### ↳ CAREER HIGHS

Points: 20, Western Kentucky -- 01/12/12  
 Rebounds: 15, at ULM -- 01/14/12  
 Assists: 4, at UALR -- 02/23/12  
 Steals: 3, at South Alabama -- 01/05/12; at Texas Tech -- 11/16/11  
 Blocks: 2, at South Alabama -- 01/05/12; Middle Tennessee -- 02/02/12; vs Louisiana-Lafayette  
 FG made: 6, Western Kentucky -- 01/12/12; at Louisiana-Lafayette -- 01/25/12; vs Columbia -- 1  
 FG attempts: 15, vs Columbia -- 12/03/11  
 3FG made: 1, at Texas -- 11/29/11  
 3FG attempts: 3, at Texas -- 11/29/11  
 FT made: 8, Western Kentucky -- 01/12/12; Denver -- 01/21/12  
 FT attempts: 13, Denver -- 01/21/12

**North Texas:** Four double-doubles in '11-12 tied for sixth most in the Sun Belt ... 5.0 rebounds per game rank second at NT ... 15 double-digit scoring games, including career-high 20 vs WKU ... Shot 46.2 percent in the SBC Tourney ... Reached double-figures in 9 of last 15 games, including double-doubles in three of those ... Started 16 games, and appeared in all 32 ... 14th in SBC with 5.7 rebounds per league game ... 15 rebounds at ULM are the fifth most by an SBC player ... 11 of 16 blocks came in Sun Belt play ... First double-double at Texas with 13 points, 12 rebounds ... NCAA approved transfer waiver.

### ↳ 2012-13 STATS


Opponent	Date	gs	min	Total		3-Pointers		Free throws		Rebounds				pf	a	t/o	blk	stl	pts	avg
				fg-fga	pct	3fg-fga	pct	ft-fga	pct	off	def	tot	avg							
at Creighton	11-09-12	*	22	4-8	.500	0-1	.000	0-0	.000	1	4	5	5.0	2	1	0	0	1	8	8.0
<b>Totals</b>			22	4-8	.500	0-1	.000	0-0	.000	1	4	5	5.0	2	1	0	0	1	8	8.0

Games played: 1  
 Minutes/game: 22.0  
 Points/game: 8.0  
 FG Pct: 50.0  
 3FG Pct: 0.0

Rebounds/game: 5.0  
 Assists/game: 1.0  
 Assist/turnover ratio: 99.9  
 Steals/game: 1.0

### ↳ CAREER STATS

Season	gp-gs	min/avg	Total		3-Point		F-Throws		Rebounds				Scoring							
			fg-fga	pct	fg-fga	pct	ft-fga	pct	off	def	tot	avg	pf	fo	ast	to	blk	stl	pts	avg
2011-12	32-16	754/23.6	102-248	.411	1-7	.143	58-86	.674	45	115	160	5.0	71	0	37	44	16	18	263	8.2
2012-13	1-1	22/22.0	4-8	.500	0-1	.000	0-0	.000	1	4	5	5.0	2	0	1	0	0	1	8	8.0
<b>TOTAL</b>	<b>33-17</b>	<b>776/23.5</b>	<b>106-256</b>	<b>.414</b>	<b>1-8</b>	<b>.125</b>	<b>58-86</b>	<b>.674</b>	<b>46</b>	<b>119</b>	<b>165</b>	<b>5.0</b>	<b>73</b>	<b>0</b>	<b>38</b>	<b>44</b>	<b>16</b>	<b>19</b>	<b>271</b>	<b>8.2</b>



# 44 Keith Coleman

**Forward/Center**

So. ▶ 6-10 ▶ 245  
Philadelphia, PA ▶  
(Marshalltown CC)

↳ **CAREER HIGHS**

Points: 2, at Creighton -- 11-09-12  
Rebounds: 5, at Creighton -- 11-09-12  
Steals: 1, at Creighton -- 11-09-12  
FG made: 1, at Creighton -- 11-09-12  
FG attempts: 2, at Creighton -- 11-09-12  
FT attempts: 1, at Creighton -- 11-09-12

**North Texas 2012-13:** Saw first career action at Creighton, tallied 2 pts & 5 boards ... **Marshalltown CC:** Was rated by Hot-100Hoops.com as one of the nation's top-25 junior college players ... Originally signed with Nebraska ... Racked up averages of 8.0 points, 7.1 rebounds and 1.8 assists per game last year for Marshalltown (Iowa) CC ... Will have three years of eligibility remaining for the Mean Green ... Tallied three double-doubles last season for the Tigers, including a 17-point, 13-rebound outing against Southwestern (Iowa) CC ... Shot 57.1 percent from the floor on the year and was named Honorable Mention All-Region XI.

↳ **2012-13 STATS**

Opponent	Date	qs	min	Total		3-Pointers		Free throws		Rebounds				pf	a	t/o	blk	stl	pts	avg
				fg-fga	pct	3fg-fga	pct	ft-fga	pct	off	def	tot	avg							
at Creighton	11-09-12		12	1-2	.500	0-0	.000	0-1	.000	2	3	5	5.0	2	0	2	0	1	2	2.0
Totals		0	12	1-2	.500	0-0	.000	0-1	.000	2	3	5	5.0	2	0	2	0	1	2	2.0

Games played: 1  
Minutes/game: 12.0  
Points/game: 2.0  
FG Pct: 50.0  
FT Pct: 0.0

Rebounds/game: 5.0  
Turnovers/game: 2.0  
Steals/game: 1.0

2012-13 SEASON STATS TEAM/INDIVIDUAL

RECORD:	OVERALL	HOME	AWAY	NEUTRAL
ALL GAMES	0-1	0-0	0-1	0-0
CONFERENCE	0-0	0-0	0-0	0-0
NON-CONFERENCE	0-1	0-0	0-1	0-0

#	Player	gp-gs	min	avg	Total		3-Point		F-Throw		Rebounds				pts	avg						
					fg-fga	fg%	3fg-fga	3fg%	ft-fga	ft%	off	def	tot	pf			dq	a	to	blk	stl	
01	Holmen, Jacob	1-0	12	12.0	1-3	.333	0-0	.000	0-0	.000	0	2	2	2.0	0	0	0	0	0	0	2	2.0
02	Walton, Brandan	1-0	1	1.0	0-0	.000	0-0	.000	0-0	.000	0	0	0	0.0	0	0	0	0	0	0	0	0.0
03	Williams, Alzee	1-1	29	29.0	3-14	.214	0-0	.000	3-4	.750	2	1	3	3.0	1	0	1	0	0	0	9	9.0
04	Hardwick, P.J.	1-0	21	21.0	1-5	.200	0-1	.000	1-2	.500	1	1	2	2.0	2	0	3	0	0	1	3	3.0
05	Jones, Chris	1-1	21	21.0	0-4	.000	0-1	.000	0-0	.000	1	3	4	4.0	4	0	3	2	0	1	0	0.0
10	Mitchell, Austin	1-0	1	1.0	0-1	.000	0-0	.000	0-0	.000	1	0	1	1.0	0	0	0	0	0	0	0	0.0
13	Mitchell, Tony	1-1	30	30.0	8-15	.533	2-5	.400	0-0	.000	2	5	7	7.0	4	0	0	1	2	2	18	18.0
22	Overlander, Clarke	1-0	15	15.0	0-3	.000	0-3	.000	0-0	.000	0	0	0	0.0	0	0	2	2	0	0	0	0.0
23	Williams, Jordan	1-1	30	30.0	4-14	.286	0-5	.000	1-3	.333	4	1	5	5.0	3	0	1	5	0	0	9	9.0
25	Stojiljkovic, Niko	1-0	6	6.0	0-0	.000	0-0	.000	0-0	.000	0	0	0	0.0	2	0	0	0	0	0	0	0.0
32	Franklin, Roger	1-1	22	22.0	4-8	.500	0-1	.000	0-0	.000	1	4	5	5.0	2	0	1	0	0	1	8	8.0
44	Coleman, Keith	1-0	12	12.0	1-2	.500	0-0	.000	0-1	.000	2	3	5	5.0	2	0	0	2	0	1	2	2.0
Team											4	0	4									
Total.....		1	200		22-69	.319	2-16	.125	5-10	.500	18	20	38	38.0	20	0	11	12	2	6	51	51.0
Opponents.....		1	200		24-48	.500	5-18	.278	18-22	.818	7	32	39	39.0	12	-	14	13	6	4	71	71.0

TEAM STATISTICS

	NT	OPP
SCORING	51	71
Points per game	51.0	71.0
Scoring margin	-20.0	-
FIELD GOALS-ATT	22-69	24-48
Field goal pct	.319	.500
3 POINT FG-ATT	2-16	5-18
3-point FG pct	.125	.278
3-pt FG made per game	2.0	5.0
FREE THROWS-ATT	5-10	18-22
Free throw pct	.500	.818
F-Throws made per game	5.0	18.0
REBOUNDS	38	39
Rebounds per game	38.0	39.0
Rebounding margin	-1.0	-
ASSISTS	11	14
Assists per game	11.0	14.0
TURNOVERS	12	13
Turnovers per game	12.0	13.0
Turnover margin	+1.0	-
Assist/turnover ratio	0.9	1.1
STEALS	6	4
Steals per game	6.0	4.0
BLOCKS	2	6
Blocks per game	2.0	6.0
ATTENDANCE	0	17139
Home games-Avg/Game	0-0	1-17139
Neutral site-Avg/Game	-	0-0

Date	Opponent	Score	Att.
11-09-12	at Creighton	L 51-71	17139

\* - Conference game

Score by Periods	1st	2nd	Totals
North Texas	25	26	51
Opponents	39	32	71

2012-13 GAME-BY-GAME

Opponent	1st	2nd	Score	Mar	Total FG	FG Pct	3-Pointers	3FG Pct	Free Throws	FT Pct	Rebounds	Assist	T/Over	Block	Steal	Fouls	
Creighton	25/39	26/32	51-71	(20)	22-69/24-48	.319/.500	2-16/5-18	.125/.278	5-10/18-22	.500/.818	38/39	(1)	11/14	12/13	2/6	6/4	20/12

Note: Game totals are displayed in the format TEAM/OPPONENT for each category



2012-13 STAT EXTRAS

**NORTH TEXAS**

**OPPONENTS**

	Pts <u>Paint</u>	Pts <u>Off TO</u>	2nd <u>Chance</u>	Fast <u>Break</u>	Bench <u>Pts</u>
Creighton.....	32	11	14	8	7
<b>Averages.....</b>	<b>32.0</b>	<b>11.0</b>	<b>14.0</b>	<b>8.0</b>	<b>7.0</b>

	Pts <u>Paint</u>	Pts <u>Off TO</u>	2nd <u>Chance</u>	Fast <u>Break</u>	Bench <u>Pts</u>
	30	11	8	5	20
	<b>30.0</b>	<b>11.0</b>	<b>8.0</b>	<b>5.0</b>	<b>20.0</b>

**1** NORTH TEXAS 51 at #16 CREIGHTON 71  
CenturyLink Center • Omaha, Neb. • 11/9/12

Mean Green (0-1)		FG-A	3G-A	FT-A	O	D	T	PF	Pts	A	TO	B	S	Min.				
13	Mitchell, Tony	f	8	15	2	5	0	0	2	5	7	4	18	0	1	2	2	30
03	Williams, Alzee	g	3	14	0	0	3	4	2	1	3	1	9	1	0	0	0	29
05	Jones, Chris	g	0	4	0	1	0	0	1	3	4	4	0	3	2	0	1	21
23	Williams, Jordan	g	4	14	0	5	1	3	4	1	5	3	9	1	5	0	0	30
32	Franklin, Roger	g	4	8	0	1	0	0	1	4	5	2	8	1	0	0	1	22
01	Holmen, Jacob		1	3	0	0	0	0	0	2	2	0	2	0	0	0	0	12
02	Walton, Brandon		0	0	0	0	0	0	0	0	0	0	0	0	0	0	0	1
04	Hardwick, P.J.		1	5	0	1	1	2	1	1	2	2	3	3	0	0	1	21
10	Mitchell, Austin		0	1	0	0	0	0	1	0	1	0	0	0	0	0	0	1
22	Overlander, Clarke		0	3	0	3	0	0	0	0	0	0	0	0	2	2	0	15
25	Stojiljkovic, Niko		0	0	0	0	0	0	0	0	2	0	0	0	0	0	0	6
44	Coleman, Keith		1	2	0	0	0	1	2	3	5	2	2	0	2	0	1	12
	TEAM								4		4							
	Totals		22	69	2	16	5	10	18	20	38	20	51	11	12	2	6	200

Creighton (1-0)		FG-A	3G-A	FT-A	O	D	T	PF	Pts	A	TO	B	S	Min.				
03	McDermott, Doug	f	6	11	1	3	8	8	2	9	11	1	21	2	2	0	0	31
00	Echenique, Gregory	c	3	4	0	0	1	2	1	2	3	3	7	2	0	2	1	22
01	Chatman, Austin	g	4	7	1	3	2	2	0	1	1	1	11	2	4	0	0	27
10	Gibbs, Grant	g	2	2	0	0	2	2	1	3	4	2	6	4	0	1	2	31
12	Manigat, Jahenns	g	2	7	0	4	2	2	0	2	2	1	6	2	1	0	0	23
02	Stormberg, Taylor		0	0	0	0	0	0	0	0	0	0	0	0	0	0	0	1
05	Jones, Josh		0	2	0	2	0	0	0	2	2	0	0	1	1	0	0	13
11	Yates, Andre		1	4	0	0	1	2	0	1	1	2	3	1	4	0	0	13
22	Dingman, Avery		4	5	2	3	0	0	1	0	1	1	10	0	0	0	0	11
23	Groselle, Geoffrey		0	1	0	0	1	2	0	0	0	0	1	0	0	0	0	2
30	Kelling, Joe		0	0	0	0	0	0	0	0	0	0	0	0	0	0	0	1
31	Artino, Will		1	2	0	0	0	0	0	3	3	1	2	0	1	0	1	10
34	Wragge, Ethan		1	3	1	3	1	2	0	7	7	0	4	0	0	3	0	13
40	Olsen, Alex		0	0	0	0	0	0	0	1	1	0	0	0	0	0	0	1
50	Oginni, Mogboluwaga		0	0	0	0	0	0	0	0	0	0	0	0	0	0	0	1
	Team								2		1		3					
	Totals		24	48	5	18	18	22	7	32	39	12	71	14	13	6	4	200

	1st	2nd	Tot	FG%	3FG%	FT%	Paint	Off/To	2nd	FB	Bench
North Texas	25	26	51	31.9	12.5	50.0	32	11	14	8	7
Creighton	39	32	71	50.0	27.8	81.8	30	11	8	5	20


Officials: Zelton Steed, Larry Spaulding, Randy Heimerman

Attendance: 17,139


RADIO-TV CHART



**1** Jacob Holmen  
6-8 • 225 • Sr. • F  
Whitehouse, Texas




**2** Brandon Walton  
6-2 • 205 • Sr. • G  
Compton, Calif.




**3** Alzee Williams  
6-4 • 180 • Jr. • G  
Dallas




**4** P.J. Hardwick  
5-10 • 170 • Fr. • G  
Miami




**5** Chris Jones  
6-2 • 202 • So. • G  
Garland, Texas




**10** Austin Mitchell  
6-1 • 180 • Fr. • G  
Plano, Texas




**11** Justin Patton  
6-7 • 200 • Sr. • F  
Bossier City, La.




**13** Tony Mitchell  
6-8 • 235 • So. • F  
Dallas




**21** T. J. Taylor  
6-3 • 220 • So. • G  
Denison, Texas




**22** Clarke Overlander  
6-5 • 210 • Fr. • G  
Argyle, Texas




**23** Jordan Williams  
6-6 • 195 • So. • G  
Dallas



**25** Niko Stojiljkovic  
6-9 • 215 • Sr. • F  
Paris, France



**32** Roger Franklin  
6-5 • 220 • Sr. • G/F  
Duncanville, Texas



**44** Keith Coleman  
6-10 • 245 • So. • F/C  
Philadelphia, Penn.



**HEAD COACH**  
Tony Benford



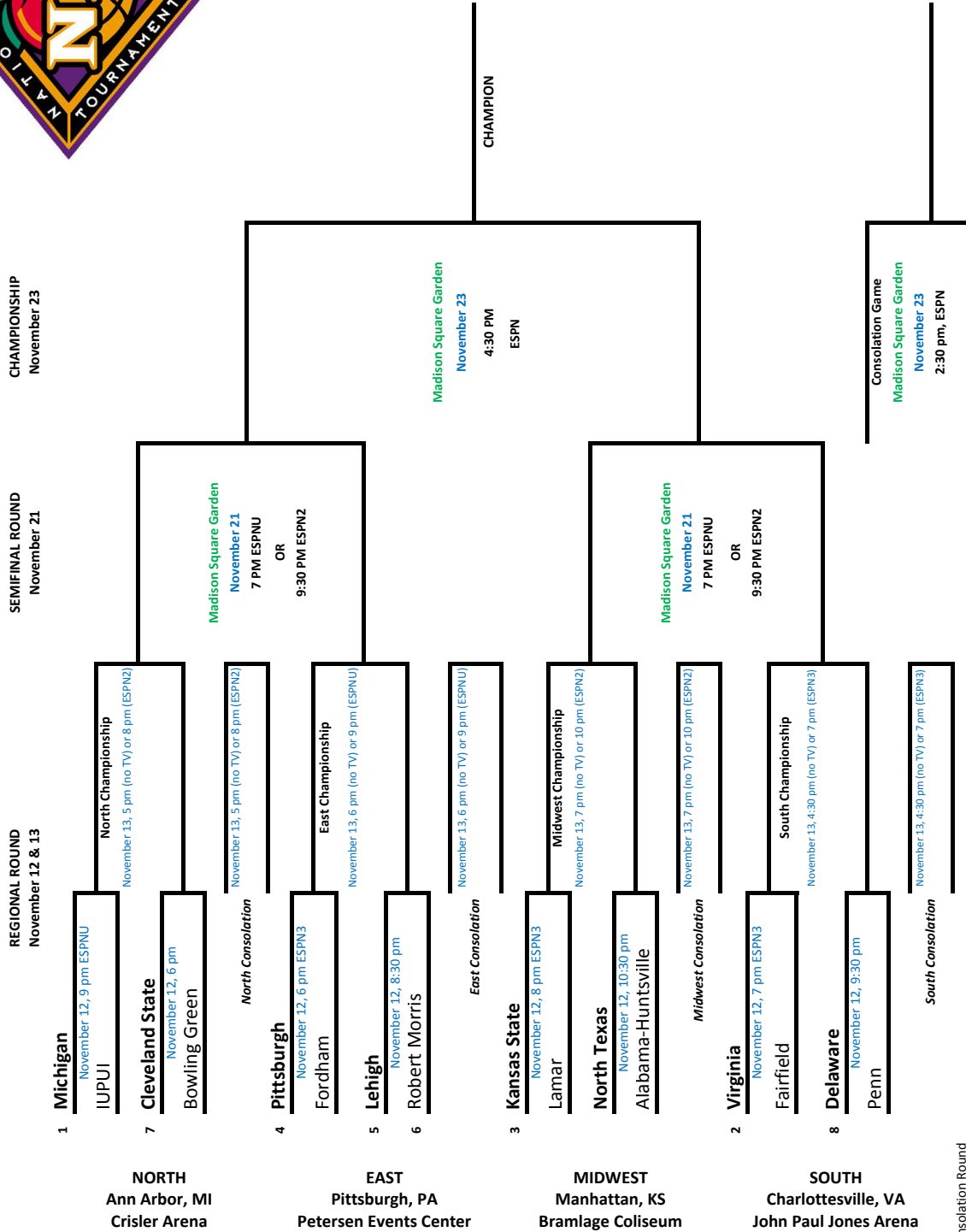
**NORTH TEXAS BASKETBALL**



# 2012 NIT SEASON TIP-OFF

## College Basketball's Beginning...

www.nit.org



ALL GAMES EASTERN TIME // HOME TEAM IN BOLD

Consolation Round  
November 19 & 20

©Copyright 2012 NIT, L.L.C.