

NORTH TEXAS BASKETBALL

Stephen Howard • Asst. Director Media Relations • Office: 940.369.8548 • Cell: 817.793.5199 • stephen.howard@unt.edu

2012-13 SCHEDULE

NOVEMBER

9	at No. 16/15 Creighton	L 71-51
12	vs. Alabama-Huntsville #	L 78-75
13	vs. Lamar #	W 74-59
16	Cameron	W 78-49
19	vs. IUPUI %	W 80-66
20	vs. Virginia %	L 80-64
28	UT Arlington (TXA21)	L 72-59

DECEMBER

1	Louisiana-Lafayette *	L 80-76
5	at St. Louis (FSN-Midwest)	L 67-63
8	Jackson State	7 p.m.
16	Southeastern Louisiana	1 p.m.
20	Lehigh	7 p.m.
29	at Western Kentucky *	7 p.m.
31	at Middle Tennessee *(ESPNU)	7 p.m.

JANUARY

3	Troy *	7 p.m.
5	ULM *	7 p.m.
10	at UALR *	7 p.m.
12	South Alabama *	7 p.m.
17	at FIU *	6:30 p.m.
19	at Florida Atlantic *	6 p.m.
24	Middle Tennessee *	7 p.m.
26	UALR *	7 p.m.
31	at Louisiana-Lafayette *	7 p.m.

FEBRUARY

2	at Arkansas State *	7 p.m.
7	Western Kentucky *(TXA21)	7 p.m.
9	FIU *	7 p.m.
14	at ULM *	7:30 p.m.
16	at Troy *(Sun Belt Network)	7 p.m.
21	Florida Atlantic *	7 p.m.
23	at South Alabama *	7 p.m.
28	Arkansas State *	7 p.m.

MARCH

8-11 Sun Belt Conference Tournament \$

NIT Season Tip-Off (Midwest Regional; Manhattan, Kan.)

% NIT Season Tip-Off (Consolation Round; Charlottesville, Va.)

* Sun Belt Conference Game

\$ Sun Belt Tournament - Hot Springs, Ark.

All times Central

GAME 10 - JACKSON STATE TIGERS



North Texas (3-6, 0-1 SBC) vs. Jackson State (0-4)

Dec. 8, 2012 • 7:00 p.m.

Denton, Texas • The Super Pit (10,500)

Radio: MGRN - 88.1 KNTU-FM, 95.3 KHYI-FM

TV: None • Webcast: MeanGreenSports.com

Series: NT leads 5-1 • Streak: NT won four straight

Last Meeting: NT won 69-55 on Dec. 18, 2011

NORTH TEXAS PROBABLE STARTERS

5	CHRIS JONES 6-2 • 202 • G • SO. GARLAND, TEXAS		PPG: 12.2 RPG: 4.0 FG%: 47.7 FT%: 69.4 APG: 5.6 SPG: 2.2	5.6 APG ranks 1st in SBC, 41st in the nation ... 14-of-25 (56.0%) shooting in last 2 games ... 1.9 A/TO ratio ... 28th in the country with 17 total steals - 13 in last 3 games ... 28 career starts.
3	ALZEE WILLIAMS 6-4 • 180 • G • JR. DALLAS, TEXAS		PPG: 9.8 RPG: 2.9 FG%: 37.3 FT%: 65.3 APG: 1.6 MPG: 32.1	Just 5 turnovers in '12-13 despite team-high 32.1 MPG ... Averaging a turnover every 57.8 minutes ... Led the league with 35.6 minutes per SBC game in '11-12 ... 39 career starts.
1	JACOB HOLMEN 6-8 • 225 • F • SR. WHITEHOUSE, TEXAS		PPG: 6.7 RPG: 3.6 FG%: 39.7 FT%: 83.3 3FG%: 39.1 MPG: 17.1	Made 15 of last 31 (48.4%) from 3-point dating back to last year ... Team-high 515 career points ... All-Sun Belt Tournament team after 14.0 PPG in the SBC Tourney ... 24 career starts.
32	ROGER FRANKLIN 6-5 • 220 • G/F • SR. DUNCANVILLE, TEXAS		PPG: 8.4 RPG: 6.1 FG%: 50.0 FT%: 65.2 APG: 0.8 MPG: 25.2	5 career double-doubles (last vs IUPUI) ... 1 board shy of 2 more double-doubles in '12-13 ... Team-high 50.0 FG% ... Posted 17 double-digit scoring games ... 25 career starts.
13	TONY MITCHELL 6-8 • 235 • F • SO. DALLAS, TEXAS		PPG: 14.1 RPG: 8.2 FG%: 47.8 FT%: 74.4 BPG: 2.6 MPG: 28.8	Preseason All-American ... SBC Preseason POY ... 16th in NCAA with 23 blocks ... 12 double-doubles ... Led SBC with 15.9 PPG, 11.8 RPG, 47.1 3FG%, 3.1 BPG in league games ... 30 starts.

NORTH TEXAS RESERVES

Pos	No	Name	Ht	Wt	Yr	Hometown	Pts / Reb / Other
G	2	Brandan Walton	6-2	205	Sr.	Compton, Calif.	-
G	4	P.J. Hardwick	5-10	170	Fr.	Miami	1.8 / 1.9 / 1.6 APG
G	10	Austin Mitchell	6-1	180	Fr.	Plano, Texas	0.0 / 0.2 / 1 steal
F	11	Justin Patton	6-7	200	Sr.	Bossier City, La.	2.1 / 0.7 / .6 SPG
G	21	T.J. Taylor	6-3	220	So.	Denison, Texas	-
G	22	Clarke Overlander	6-5	210	Fr.	Argyle, Texas	0.9 / 0.1 / 4 steals
G	23	Jordan Williams	6-6	195	So.	Dallas	-
F	25	Niko Stojiljkovic	6-9	215	Sr.	Paris, France	0.9 / 1.3 / 1 assist
F	44	Keith Coleman	6-10	245	So.	Philadelphia	1.9 / 2.3 / 4 blocks



ALL-AMERICAN TONY MITCHELL

• **CBS SPORTS**

Preseason All-America (Second Team)
Preseason No. 7 Ranked Player in NCAA

• **ESPN**

Preseason All-America (Second Team)

• **BASKETBALL TIMES MAGAZINE**

Featured on Oct. Issue Cover

• **JOHN WOODEN AWARD**

Wooden Award Preseason Top 50 Player

• **BLUE RIBBON REPORT**

Preseason All-America (Third Team)

• **LINDY'S SPORTS**

No. 2 Center in the Nation

• **SUN BELT CONFERENCE**

Preseason Player of the Year

• **LEBRON JAMES, AMAR'E STOUDEMIRE
SKILLS ACADEMY STANDOUT**

• **ATHLON SPORTS**

Preseason All-America (Second Team)
No. 3 Inside-Out Player in the Country



BY THE NUMBERS

93 CAREER BLOCKS - 2.9 PER GAME

14.6 CAREER POINTS PER GAME

9.8 CAREER REBOUNDS PER GAME

12 CAREER DOUBLE-DOUBLES

54.0 PERCENT CAREER SHOOTER

39.4 CAREER 3-POINT SHOOTER

ATHLETIC MEDIA RELATIONS

Eric Capper - Assoc. AD/Media Relations
940-565-2476 • eric.capper@unt.edu

Stephen Howard - Asst. Director (MBB)
940-369-8548 • 817-793-5199 (cell)
stephen.howard@unt.edu

Media Information

Credentials

Working press credentials can be requested by contacting Stephen Howard (940-369-8548). Full-season and single-game passes will be mailed whenever possible. If not, they will be left at the Will Call table located at Gate C in the Super Pit.

Player Interviews

All interviews with North Texas players must be arranged through the Media Relations Office. Please contact Stephen Howard.

Tony Benford Interviews

All interviews with North Texas head coach Tony Benford must be arranged through the Media Relations Office. Please contact Stephen Howard.

Post-Game Interviews

The Mean Green locker room is closed at all times. Coach Benford and requested players will be available for interviews postgame after a brief cooling off period.

Practice Coverage

North Texas basketball practice is always open to the media. Practice times are usually scheduled for 3:30-6 p.m., and players and coaches are available for interviews prior to each practice, on a prearranged basis through the athletic media relations office.

Quick Facts

Location: Denton, Texas
Founded: 1890
Enrollment: 35,694
Nickname: Mean Green
Colors: Green and White
Home Arena: The Super Pit (10,500)
Affiliation: Division I
Conference: Sun Belt (C-USA 2013-14)
Head Coach: Tony Benford (1st Year)
Record at North Texas: 3-6, 0-1 SBC
Overall Record: Same
Program All-Time Record: 1,066-1,200-1

Quick Hitters

- North Texas hasn't lost three straight home games since the 2004-05 season.
- Tony Mitchell's streak of 12 games with at least two blocks came to an end at SLU, whose perimeter-based game plan held the entire NT roster without a block.
- SLU marked the first time this year NT had more turnovers than its opponent (15-9). NT boasts a +1.9 turnover ratio in '12-13.

Most With His Minutes - Alzee Williams leads NT with 32.1 minutes a game, but has just five total turnovers - an average of one every 57.8 minutes. That figure is tops in the Sun Belt among players that average at least 30 minutes per game (as of 12/6).

Player	Team	MPG	TO
Alzee Williams	NT	32.1	5
Millaun Brown	ULM	30.8	6
Ed Townsel	ASU	30.6	7
Malik Smith	FIU	33.4	9

Back On Track - The North Texas offense got back on track against Louisiana and St. Louis thanks in large part to Chris Jones. The sophomore racked up 23 and 21 point games while shooting a combined 56.0 percent. He spurred the NT offense to shoot 44.0 percent from the floor, including 8-of-16 (50.0 percent) from 3-point, and 69.5 points per game.

Charity Stripe - At St. Louis, the Mean Green was a single free throw make from tying the single-game school record for free throw percentage. NT was 15-of-16 (93.8 percent) from the stripe, which ranks third in school history.

Best Free Throw Games NT History

Nicholls State	100	1/14/93
La Sierra	94.7	12/2/11
St. Louis	93.8	12/5/12
LSU	93.3	12/10/10

Pick Pocket - Chris Jones has 13 steals in the last three games, which gives him 20 overall - the second most in the Sun Belt and tied for the 28th most in the nation. As a team, NT has at least five steals in every game this year, and is tied for 42nd in the country with 73 total steals this year.

Scoring Inside-Out - Tony Benford emphasizes paint touches in his offensive philosophy, and NT's ability to score in the lane goes a long way in the final score.

NT Points In The Paint

Wins	Losses
38.7	26.3

INSIDE THE MATCHUP

- North Texas leads the all-time series with Jackson State 5-1, but a shootout is nearly guaranteed when these two take the court. The series dates back to 1990, when the Mean Green knocked off the Tigers 118-115, which is still tied for the fourth-most points ever scored by an NT squad.

Date	Winner	Score
Nov. 29, 1990	NT	118-115
Dec. 4, 1991	JSU	81-80
Nov. 26, 2008	NT	84-82
Nov. 24, 2009	NT	68-58
Dec. 11, 2010	NT	68-64
Dec. 18, 2011	NT	69-55

- Last year against Jackson State, Tony Mitchell made his collegiate debut in a 69-55 Mean Green victory. Mitchell recorded 14 points and 10 rebounds, and was joined by three other NT players in double-figures, including Chris Jones' team-high 17 points. NT led by as much as 22 in the win, and improved NT to 5-5 on the year.

- The Tigers have faced one of the nation's toughest road slates, and have lost all four games they have played by an average of 22 points. JSU has taken on Baylor, Tulsa, Texas Tech and Air Force this year - all on the road. Those opponents are averaging 81 points on 49.8 percent shooting.

- The Tigers feature a pair of potent scorers in Kelsey Howard and Christian Williams, who average 18.7 and 12.3 points per game, respectively. Howard ranks second in the SWAC in scoring, and third in 3-point shooting with a 50-percent clip.

- Jackson State was tabbed to finish third in the annual SWAC Preseason Coaches Poll. The Tigers garnered 65 points and one first place vote, trailing Prairie View A&M's 81 points and four first place votes. Guard Kelsey Howard was named a First Team Preseason All-SWAC selection.

TALE OF THE TAPE

Mean Green	Tigers
68.9	58.8
-0.2	-22.2
40.4	36.7
27.7	32.5
70.2	55.6
+2.0	-9.5
12.1	10.5
13.7	19.5
8.1	8.8
4.4	1.3

SUN BELT CONFERENCE

SBC STANDINGS

(As of Dec. 6)

WEST DIVISION

Team	Sun Belt	Overall
UALR	2-0 1.000	7-3 .700
Louisiana-Lafayette	1-1 .500	3-5 .375
North Texas	0-1 .000	3-6 .333
Arkansas State	0-2 .000	4-3 .571
Louisiana-Monroe	0-2 .000	0-4 .000

EAST DIVISION

Team	Sun Belt	Overall
WKU	2-0 1.000	7-2 .778
South Alabama	2-0 1.000	4-4 .500
Middle Tennessee	1-0 1.000	6-2 .750
Florida Atlantic	1-1 .500	3-4 .429
FIU	1-1 .500	2-3 .400
Troy	0-2 .000	4-5 .444

NORTH TEXAS SBC RANKINGS

(As of Dec. 6)

OVERALL RANKINGS

Category	Stat	Rank
Scoring Offense	68.9	6
Scoring Defense	69.1	8
Scoring Margin	-0.2	6
Free Throw Pct	.702	5
Field Goal Pct	.404	8
Defensive Field Goal Pct	.423	6
3-Point FG Pct	.277	7
Defensive 3-Point FG Pct	.395	11
Rebounding Offense	38.7	2
Rebounding Defense	36.7	7
Rebounding Margin	2.0	3
Blocks	4.4	3
Assists	12.1	6
Steals	8.1	5
Turnover Margin	+1.89	6
Assist/Turnover Ratio	0.90	4
Offensive Rebounds	15.8	1
Defensive Rebounds	22.9	7
Defensive Rebound Pct	.660	5
Offensive Rebound Pct	.388	2
3-Point FG Made	4	11

SUN BELT ONLY RANKINGS

Category	Stat	Rank
Scoring Offense	76	2
Scoring Defense	80	11
Scoring Margin	-4.0	8
Free Throw Pct	.714	5
Field Goal Pct	.456	4
Defensive Field Goal Pct	.491	10
3-Point FG Pct	.444	3
Defensive 3-Point FG Pct	.500	11
Rebounding Offense	34	8
Rebounding Defense	32	3
Rebounding Margin	2	5
Blocks	5	2
Assists	7	11
Steals	11	1
Turnover Margin	+0.00	6
Assist/Turnover Ratio	0.40	11
Offensive Rebounds	17	1
Defensive Rebounds	17	11
Defensive Rebound Pct	.548	10
Offensive Rebound Pct	.486	1
3-Point FG Made	4	11

Bounce Back - Justin Patton, who had arthroscopic knee surgery on Oct. 25, had a breakout game against Louisiana last Saturday. The senior poured in eight points on 4-of-6 shooting, and added three steals in just 10 minutes. Patton, the SWAC's leading rebounder in his final season at Grambling (7.1 RPG in 2010-11), describes his knee's recovery process as "90 percent".

Best In The Belt - With a winning percentage of 64.0, North Texas is the Sun Belt's winningest program since the 2006-07 season. NT has made four trips to the SBC Tournament finals since then, including championships in '07 and '10.

SBC Team (as of 11/28)	W-L	Win%
North Texas	130-73	64.0
Western Kentucky	134-77	63.5
South Alabama	114-79	59.1
Middle Tennessee	117-84	58.2

Glass Gurus - Owing the boards are an essential part of Tony Benford's philosophy, and NT isn't disappointing. NT leads the Sun Belt in offensive rebounding (15.8 per game) and is second in offensive rebounding percentage (38.8 percent).

First Of Many! - Tony Benford led NT to a 74-59 win over Lamar on Nov. 13, which was the first victory of his head coaching career. Benford came to NT as one of the nation's most respected asst coaches for the last 20 seasons, which included stops at Marquette, Nebraska, Arizona St. and New Mexico.

Working Without Walton - NT will be without the services of Brandan Walton for the rest of the year due to injury, but it does put NT in a nice situation for next season. NT will have Walton as well as Marquette transfer T.J. Taylor on board in 2013-14.

28th Ranked Recruiting Class - North Texas coach Tony Benford just laid the foundation on the nation's No. 28 ranked recruiting class according to HoopScoopOnline.com, which includes Seguin's Greg Wesley, Kingwood's Josh Friar and Oldsmar Christian big-man Tony Nunn. NT's class is ranked higher than that of any Sun Belt school or future CUSA foe.

All-American - Tony Mitchell was named a Preseason All-American by several national publications, including ESPN, CBS Sports, Athlon, Basketball Times and Blue Ribbon Report. He was also named the Sun Belt's Preseason Player of the Year. At 14.7 points and 10.3 rebounds, Mitchell joined Kentucky's Anthony Davis as the only freshmen

in the country to average a double-double.

Tough Schedule - Matchups against No. 16/15 Creighton, the NIT Season Tip-Off, St. Louis and Lehigh got the attention of USA Today, which ranked the NT schedule as the nation's fifth toughest overall, and the best by any mid-major this year.

First-Class Staff - Tony Benford brought a first-class coaching staff with him to NT. The staff owns over 100 years of collegiate coaching experience, and features Associate Head Coach Rob Evans, who has 205 head coaching wins at Arizona State and Ole' Miss. Bart Lundy, a veteran of 211 head coaching victories at High Point and Queens, came from Marquette to join Benford. David Anwar spent the last six seasons at Nebraska, and is a 12-year collegiate coaching veteran.

Winning Ways - Benford & Co. are taking over a North Texas program that knows how to win. NT has averaged 21 wins per year over the last six seasons, including five straight 20-win seasons from 2007-11. NT won the 2007 and 2010 Sun Belt titles, and played in the NCAA Tournament in both of those seasons.

Third Straight Final - The Mean Green, which fell just two wins shy of its sixth consecutive 20-win season, advanced to the Sun Belt Tournament finals for a third straight year. That makes NT just the third program in Sun Belt history to advance to three straight SBC Tournament finals, and the first since Western Kentucky in 2001-03.

Block Party - Last year, Tony Mitchell set the program's single season blocks record at 70 blocks in just 23 games. He passes Shawnson Johnson, who tallied 69 blocks in 23 games in 2003-04. At 3.04 blocks per game overall, Mitchell's pace was just ahead of Johnson's 3.00 average for the best in NT history.

Bringing Them In - Last season NT averaged over 4,000 fans for just the third time in school history and for the first time since 1976-77. The Mean Green finished the year with an average of 4,006 fans per home game after a season-high 6,921 fans attended the home finale. That average ranked third in the Sun Belt in 2011-12 behind only Denver (5,460) and Middle Tennessee (5,035).

Pit Prowess - The reason for the attendance spike has a lot to do with the fact that North Texas has been nearly unbeatable at home. NT is a Sun Belt best 76-19 (.800) at the Super Pit since the 2006-07 season.

NORTH TEXAS VS THE NCAA
(Rankings as of Dec. 2)

Category	Rank	Stat
PPG.....	69.6.....	151
Opp Scoring.....	69.4.....	239
Margin.....	0.3.....	203
FG%.....	40.2.....	276
Opp FG%.....	42.6.....	194
3-Pointer/Game.....	4.0.....	317
3FG%.....	-.....	-
3-Pt Defense.....	39.6.....	329
FT%.....	68.0.....	191
Reb Mar.....	+1.5.....	161
APG.....	12.3.....	215
Assist/Turnover.....	0.91.....	180
Blocks.....	5.0.....	39
Steals.....	8.4.....	87
TO/Game.....	13.5.....	127
TO/Margin.....	2.9.....	61
Fouls.....	19.0.....	217

NT IN TOP 250 INDIVIDUAL

NT Player	Stat	Number	Rank
Jones	APG	5.4	46
	Steals	2.13	108
	A/TO	2.05	112
T Mitchell	BPG	2.88	13
	Rebounds	8.3	248
J. Williams	FT%	77.8	248

SUN BELT PRESEASON ALL-CONFERENCE TEAMS

First Team

- Will Neighbour (UALR, Jr., Forward)
- Trey Finn (Arkansas State, Sr., Guard)
- Marcos Knight (MTSU, Sr., Guard)
- Tony Mitchell (North Texas, So., Forward)**
- Augustine Rubit (USA, Jr., Forward)

Second Team

- Brandon Peterson (ASU, Sr., Forward)
- Greg Gantt (Florida Atlantic, Sr., Guard)
- JT Sulton (Middle Tennessee, Sr., Forward)
- Bruce Massey (Middle Tennessee, Sr., Guard)
- George Fant (WKU, So., Forward)

Third Team

- Marcus Hooten (Arkansas State, Sr., Guard)
- Raymond Cintron (MTSU, Sr., Guard)
- Javier Carter (South Alabama, Sr., Forward)
- Freddie Goldstein (USA, Sr., Guard)
- T.J. Price (WKU, So., Guard)

Player of the Year

- Tony Mitchell (North Texas, So., Forward)**

SUN BELT PRESEASON COACHES' POLL

EAST DIVISION

- Middle Tennessee – 65 points (11)
- South Alabama – 51 points
- WKU – 47 points
- Florida Atlantic – 29 points
- Troy – 22 points
- FIU – 17 points

WEST DIVISION

- North Texas – 55 points (11)
- Arkansas State – 40 points
- UALR – 33 points
- Louisiana-Lafayette – 24 points
- Louisiana-Monroe – 13 points

NORTH TEXAS MEDIA AVAILABILITY SCHEDULE

Thursday Dec. 6	Friday Dec. 7	Saturday Dec. 8	Sunday Dec. 9	Monday Dec. 10	Tuesday Dec. 11	Wednesday Dec. 12
Return to Denton. Practice at 3:30 p.m. Super Pit	Practice 12 p.m. Super Pit	Gameday vs. Jackson State 7 p.m.	Off Day	Practice 3:30 p.m. Super Pit	Practice 3:30 p.m. Super Pit	Practice 3:30 p.m. Super Pit
Benford & players available prior to practice.	Benford & players available prior to practice.	Benford & players available postgame.	No player availability	Benford & players available prior to practice.	Benford & players available prior to practice.	Benford & players available prior to practice.

Media availability subject to change. Please contact Stephen Howard for all requests.

NORTH TEXAS ROSTER

Name	No	Ht	Wt	Class	Pos	Exp	Hometown	Previous School
Jacob Holmen	1	6-8	225	Sr.	F	3L	Whitehouse, Texas	Whitehouse HS
Brandon Walton	2	6-2	205	Sr.	G	1L	Compton, Calif.	Casper College
Alzee Williams	3	6-4	180	Jr.	G	2L	Dallas	Miss. Elite Christian Academy
P.J. Hardwick	4	5-10	170	Fr.	G	HS	Miami	Christian Life Academy
Chris Jones	5	6-2	202	So.	G	1L	Garland, Texas	Lakeview Centennial HS
Austin Mitchell	10	6-1	180	Fr.	G	HS	Plano, Texas	Plano HS
Justin Patton	11	6-7	200	Sr.	F	TR	Bossier City, La.	Grambling State
Tony Mitchell	13	6-8	235	So.	F	1L	Dallas	Pinkston HS
T.J. Taylor	21	6-3	220	So.	G	TR	Denison, Texas	Paris JC/Marquette
Clarke Overlander	22	6-5	210	Fr.	G	HS	Argyle, Texas	Argyle HS
Jordan Williams	23	6-6	195	So.	G	1L	Dallas	Kimball HS
Niko Stojiljkovic	25	6-9	215	Sr.	F	1L	Paris, France	Lon Morris College
Roger Franklin	32	6-5	220	Sr.	G/F	1L	Duncanville, Texas	Oklahoma State
Keith Coleman	44	6-10	245	So.	F	TR	Philadelphia	Marshalltown CC

Head Coach: Tony Benford - Texas Tech, '92 (1st season)
Associate Head Coach: Rob Evans - New Mexico State, '68
Assistant Coaches: Bart Lundy - Winthrop, '94 (1st season), David Anwar - Fitchburg State, '98
Director of Operations: Jeff Luster - Tabor College, '96

PRONUNCIATION GUIDE

- 3 Alzee Williams - "Al - Zee"
- 22 Clarke Overlander - "Clark"
- 25 Niko Stojiljkovic - "Knee-Ko Stoy-Yolk-Uh-Vich"

MEAN GREEN RADIO NETWORK

Every North Texas game will be carried on the Mean Green Radio Network. NT graduate and 1310 The Ticket (KTCK-AM) personality George Dunham will handle the play-by-play duties, with Deputy Athletic Director Hank Dickenson providing analysis. Dickenson will also handle all road play-by-play duties. All MGRN broadcasts can be heard in Denton on 88.1 KNTU-FM, in the DFW area on 95.3 KHYY-FM.



MEAN GREEN SOCIAL MEDIA



TWITTER
@MeanGreenMBB
@MeanGreenSports



FACEBOOK
Facebook.com/MeanGreenMBB
Facebook.com/MeanGreenSports

NORTH TEXAS' RECORD WHEN

Overall	3-6
Home.....	1-2
Road	0-3
Neutral.....	2-1
Leading at half.....	3-1
Trailing at half	0-3
Tied at half	0-2
Overtime.....	0-0
Last minute lead change	0-1
Five point games	0-3
"One Shot" games.....	0-1
Outshoots Opponent	3-1
Outshot by Opponent.....	0-5
More rebounds	2-3
Less or equal Rebounds	1-3
More offensive boards.....	2-6
Less or equal offensive boards	1-0
More turnovers.....	0-1
Less or equal turnovers	3-5
Player(s) foul out.....	0-3
Opponent(s) foul out	1-3
Has technical foul.....	0-2
Opponent technical foul.....	0-0

Scores:

59 and under	0-2
60-69	0-2
70-79	2-2
80-89	1-0
90-99	0-0
100+	0-0

Opponent Scores:

59 and under	2-0
60-69	1-1
70-79	0-3
80-89	0-2
90-99	0-0
100+	0-0

Shoots:

Under 35%.....	0-2
35-39%.....	0-2
40-44%.....	0-1
45-49%.....	3-1
50%+	0-0

Opponent Shoots:

Under 35%.....	1-0
35-39%.....	1-2
40-44%.....	1-0
45-49%.....	0-2
50%+	0-2

Free Throws:

Under 60%.....	1-1
60-69%.....	2-1
70-79%.....	0-3
80+%	0-1

Free Throw Attempts:

Under 20 Attempts.....	2-2
20-29	1-3
30-39	0-1
40-49	0-0
50+	0-0

Field Goal Attempts:

Under 50 FGA.....	0-0
50-59 FGA.....	0-4
60-69 FGA.....	3-2
70+ FGA	0-0

Season Streaks

Longest Win Streak.....	3
Longest Losing Streak	4
Current Streak	Lost 4
Last 10	3-6
Largest Lead.....	42 pts (vs Cameron)
Largest Deficit.....	24 pts (at Virginia)
Largest Deficit Overcome	10 pts (at St. Louis)
With Seroka (since 08-09).....	78-43

MEAN GREEN 2012-13 ACCOLADES AND HONORS

Tony Mitchell

- John Wooden Award Preseason Top 50 Players
- Preseason All-America (ESPN, CBS Sports, Blue Ribbon Report, Lindy's, Basketball Times)
- Sun Belt Conference Preseason Player of the Year
- Preseason First-Team All-Sun Belt
- CBS Sports 2012 Preseason Top 100 College Players (No. 7)
- Basketball Times Oct. Issue Cover Boy
- Athlon Sports No. 3 Inside-Out Player in the Country
- Lindy's No. 2 Center in the Nation
- SB Nation No. 9 on Top 100 Players in College Basketball
- NBA Draft Express 2013 NBA Mock Draft No. 8 Overall Pick

Jordan Williams

- College Sports Madness Preseason All-Sun Belt (First Team)

Chris Jones

- College Sports Madness Preseason All-Sun Belt (First Team)

STARTING LINEUPS & RECORDS

Game	1	2	3	4	5	Result
at No. 16 Creighton	Jones	A. Williams	J. Williams	Franklin	T. Mitchell	L 71-51
Alabama-Huntsville	Jones	A. Williams	J. Williams	Franklin	T. Mitchell	L 78-75
Lamar	Jones	A. Williams	J. Williams	Franklin	T. Mitchell	W 74-59
Cameron	Jones	A. Williams	J. Williams	Franklin	T. Mitchell	W 78-49
IUPUI	Jones	A. Williams	J. Williams	Franklin	T. Mitchell	W 80-66
at Virginia	Jones	A. Williams	J. Williams	Franklin	T. Mitchell	L 80-64
UT Arlington	Jones	A. Williams	J. Williams	Holmen	Franklin	L 72-59
Louisiana	Jones	A. Williams	J. Williams	Franklin	T. Mitchell	L 80-76
Saint Louis	Jones	A. Williams	Holmen	Franklin	T. Mitchell	L 67-63

MEAN GREEN MILESTONE GAMES

Double Figure Points

T. Mitchell.....	8
Jones.....	5
J. Williams	5
A. Williams.....	4
Franklin.....	4
Holmen.....	3

Double-Doubles

T. Mitchell.....	2
Franklin.....	1

20+ Point Games

Jones.....	2
T. Mitchell.....	1
J. Williams	1

30+ Point Games

Three Or More Steals

T. Mitchell.....	3
Jones.....	3
Patton	1

Double Figure Rebounds

T. Mitchell.....	2
Franklin.....	1

Three Or More Blocks

T. Mitchell.....	5
Coleman.....	1
J. Williams	1

Five Or More Assists

Jones.....	6
------------	---

THE LAST TIME A MEAN GREEN PLAYER ...

Had 30 or more points

30 - Tony Mitchell vs. Denver, 1/21/12

Had 15 or more rebounds

16 - Tony Mitchell vs. UALR, 2/23/12

Had 10 or more assists

10 - Chris Jones vs. Troy, 12/31/11

Had 5 or more blocks

6 - Tony Mitchell vs. Louisiana-Lafayette, 3/4/12

Had 5 or more steals

6 - Chris Jones vs. UTA, 11/28/12

Made 90% or more FGA (min 5 att)

1.000 - George Odufuwa vs. UALR (7-7), 2/20/10

Made 80% or more FGA (min 5 att)

.857 - Roger Franklin vs. Louisiana (6-7), 12/1/12

Made 100% FTA (min 5 att)

1.000 - Jordan Williams (7-7), 11/12/12

Made 90% or more FTA (min 5 att)

.900 - Alzee Williams vs. UALR (9-10), 2/23/12

Made 8 or more 3PT's

8 - Joe Ervin vs. Arkansas, 12/30/98

Had a double-double (pts/rbs)

Roger Franklin (13 pts / 10 reb), 11/19/12

Had consecutive double-doubles (pts/rbs)

2 - Tony Mitchell vs. Alabama-Huntsville (10 pts, 11 reb), Lamar (18 pts, 10 reb)

Had a double-double (pts/asst)

Chris Jones vs. Troy (21 pts /10 asst), 12/31/11

Had a triple-double (pts/rbs/asst)

Jesse Ratliff vs. Sam Houston St. (20pts/16reb/10asst), 2/18/93

Had a perfect shooting night (min 5 fg & ft att)

Tristan Thompson vs. Sam Houston St. (6-6 fg/2-2 3fg/6-6 ft), 12/3/08

THE LAST TIME A MEAN GREEN TEAM ...

Scored 100 or more points

107 - vs. Houston Baptist, 2/15/10

Allowed 100 or more points

100 - vs. Oklahoma State, 11/17/08

Scored 50 or fewer points

47 - vs. Arkansas State, 2/24/11

Held an opponent under 50 points

49 - vs. Cameron, 11/16/12

Won an overtime game

75-67 (OT) - vs. UALR, 2/23/12

Had 50 or more rebounds

50 - vs. Cameron, 11/16/16

Had 20 or more assists

22 - vs. Western Kentucky, 1/12/12

Had 10 or more steals

11 - vs. Louisiana, 12/1/12 & 15 - vs. UT Arlington, 11/28/12

Had 5 or more blocks

5 - vs. Louisiana, 12/1/12 & 6 - vs. UT Arlington, 11/28/12

Five or more players in double-figures

5 - vs. Cameron, 11/16/12

Made 60% or higher FGs

.638 - vs. Florida Atlantic (30-47), 2/4/10

Made 50% or higher 3pt FGs

.571 - vs. St. Louis (4-7), 12/5/12

Made 90% or higher FTs

.938 - vs. St. Louis (15-of-16), 12/6/12

NORTH TEXAS RECORDS WATCH

Career Blocks

1.....	119.....	Jeffrey Simpson	2004-06
2.....	98.....	Quincy Williams	2004-08
3.....	93.....	Tony Mitchell	2012-Pr.
4.....	91.....	Kedrick Hogans	2008-12.
5.....	81.....	Wendell Williams.....	1986-89
6.....	76.....	Thomas Gibson	1990-92
7.....	70.....	George Odufuwa	2009-Pr.
8.....	69.....	Shawnson Johnson	2003-04
9.....	66.....	Harold Stewart.....	2005-09
10.....	60.....	Will Smith	2000-04
11.....	53.....	Jason Miller.....	1999-01

Career Field Goal Percentage

1.....	585.....	John Horrocks	1981-83
2.....	581.....	Terry Bailey.....	1974-76
3.....	570.....	Will Smith	2000-04
4.....	561.....	Eric Tramiel	2008-10
5.....	559.....	Adam Smith.....	1993-95
6.....	555.....	Jeffrey Simpson	2004-06
7.....	554.....	Sean Riley.....	1995-97
8.....	544.....	George Odufuwa	2008-Pr.
9.....	543.....	Keith Wooden	2006-08
10.....	540.....	Tony Mitchell	2012-Pr.
.....	540.....	Keenan DuBose.....	1985-87

Career 3-Point Field Goal Percentage

1.....	431.....	George King	1993-96
2.....	413.....	Chad Elstun.....	1995-97
3.....	409.....	Dominique Johnson	2008-11
4.....	406.....	Rich Young.....	2005-07
5.....	396.....	Tristan Thompson	2008-11
6.....	394.....	Tony Mitchell	2012-Pr.
7.....	391.....	Calvin Watson.....	2003-07
.....	391.....	Adam McCoy.....	2007-09
9.....	377.....	Collin Dennis	2007-09
10.....	376.....	Isaac Hines	2004-06
11.....	372.....	Josh White	2008-11
.....	367.....	Brandan Walton	2012-Pr.

HEAD COACH TONY BENFORD



PERSONAL

Birthdate

March 22, 1964

Hometown

Hobbs, N.M.

Alma Mater

Texas Tech, '92

Spouse

Deborah

Children

Audriana, Milena, Tony Jr., Jeremy

COACHING

North Texas

Head Coach (2012-Present)

Marquette

Assoc. Head Coach (2011-12)

Asst. Coach (2008-11)

Nebraska

Asst. Coach (2006-08)

UTEP

Asst. Coach (July 2006)

Arizona State

Assoc. Head Coach (2004-06)

Asst. Coach (1998-04)

New Mexico

Asst. Coach (1992-98)

All Saints School

Head Coach (1988-1991)

PLAYING CAREER

European League

Holland (1986-87)

Chicago Bulls

Training Camp (1986)

Boston Celtics

Fourth Round Draft Pick (1986)

Texas Tech

All-SWC (1986)

SWC Tournament MVP (1986)

Hobbs High School

1982 N.M. State MVP

1982 State Champion

One of the nation's most respected assistant coaches, Tony Benford, has taken the reigns of the North Texas men's basketball program.

A veteran of 20 years in Division I basketball and 14 postseason appearances, Benford served as the associate head coach under Buzz Williams at Marquette last season; his fourth year with the Golden Eagles. During his time at Marquette, Benford helped recruit and coach six All-Big East players, including 2012 Big East Player of the Year Jae Crowder.

Tabbed by Basketball Times, Fox Sports and Hoop Scoop as one of the country's top assistant coaches, Benford also spent time at Nebraska (2006-08), Arizona State (1998-06) and New Mexico (1992-98) developing some of the nation's most talented players.

"I couldn't be more excited about the opportunity of taking over the basketball program at North Texas," Benford said. "I would like to thank Rick Villarreal and President V. Lane Rawlins for this opportunity, and Johnny Jones for doing such a great job in making North Texas a winner. My philosophy is all about the players, and we will do everything in ensure that our players grow in the classroom, the community and on the court."

In his career Benford recruited and coached five NBA first-round draft picks: Garland, Texas; Ike Diogu (Arizona St., '05), Charles Smith (New Mexico, '97), Kenny Thomas (New Mexico, '99), Lazar Hayward (Marquette, '10) and Jimmy Butler (Marquette, '11), as well as three second-round picks in Eddie House (Arizona St., '00), Tommy Smith (Arizona St., '03) and Jeff Pendergraph (Arizona St., '09).

A native of Hobbs, N.M., Benford played collegiately at Texas Tech and was the catalyst for the Red Raiders Southwest Conference regular-season and tournament titles in 1985, and their 1986 SWC Tournament championship. He earned All-Southwest Conference and SWC Tournament MVP honors as a senior. The Boston Celtics selected Benford in the fourth round of the 1986 NBA Draft, and he played professionally in Holland for the 1986-87 season.

With Williams and Benford at the helm at Marquette, the Golden Eagles have reached the NCAA Tournament's Sweet 16 in each of the last two years. Marquette was ranked No. 11 in the final AP poll of 2012, and ranked 31st in the country in scoring offense with an average of 75.4 points per game. MU won at least 20 games and reached the NCAA Tournament in each of Benford's four years with the program.

Before arriving at Marquette, he had spent the previous two campaigns at Nebraska under head coach Doc Sadler. The Huskers collected 37 total victories in the two seasons, highlighted by a trip to the National Invitation Tournament in 2008. The squad posted 20 wins in 2007-08, just the 12th 20-win campaign in the program's 112-year history. North Texas forward Alonzo Edwards was recruited to Nebraska by Benford prior to transferring to Denton.

Benford served on the Arizona State bench as an assistant coach for his first six years in Tempe before being named associate head coach for his last two seasons. Benford helped the Sun Devils to four postseason appearances during his tenure, including earning a spot in the second round of the 2003 NCAA Tournament. While at ASU, Benford recruited Keith Wooden and George Odufuwa to Phoenix before the pair transferred to North Texas and went on to start a combined 143 games for the Mean Green.

In six seasons with New Mexico, Benford helped the Lobos reach five NCAA Tournament bids while winning 73.2 percent of their games (139-51 record). New Mexico picked up a pair of Western Athletic Conference tournament titles in 1993 and 1996, and a regular-season championship in 1994. During his stint with the Lobos, Benford coached the top four scorers in program history, including all-time leading scorer in Kenny Thomas.

As a prep all-star, Benford was a Converse All-American and the New Mexico Player of the Year after pouring in 27.5 points per game as a senior at Hobbs High School. He led Hobbs to the state title in his final season, earning MVP honors of the state championship tournament after posting 29 points in the title game.



1 Jacob Holmen

Forward

Sr. ▶ 6-8 ▶ 225
Whitehouse, TX ▶
(Whitehouse HS)

↳ CAREER HIGHS

Points: 21, vs Arkansas State -- 03/05/12
Rebounds: 10, at Louisiana -- 1/27/11
Assists: 4, vs Arkansas State -- 03/05/12
Steals: 2, 4 times
Blocks: 2, at Univ. of New Orleans -- 02/11/10; Henderson State -- 11/12/10; Louisiana
FG made: 9, at Florida Atlantic -- 02/11/12
FG attempts: 16, at Florida Atlantic -- 02/11/12
3FG made: 5, vs Arkansas State -- 03/05/12
3FG attempts: 7, UT Arlington -- 11/28/12
FT made: 5, Henderson State -- 11/12/10; University of the South -- 12/02/09
FT attempts: 6, South Alabama -- 01/21/10; Henderson State -- 11/12/10

North Texas 2012-13: Has made 15 of last 31 (48.4%) from 3-point dating back to last season ... Highest active career scorer on team (515 career points) ... 24th career start at St. Louis ... **2011-12:** All-Sun Belt Tournament team ... Team-high tying 14.0 ppg in SBC

Tourney, including 6-of-9 from 3-point ... Career 21 point game in semifinal win over ASU (team season-high 5-of-5 from 3-point) ...

Tied season high with 8 rebounds vs ULL in quarterfinals ... Averaged 11.5 points over the year's final 8 games ... Exploded for then-career-high 20 points at FAU - all in the 2nd half ... 22 career starts ... Team's top free throw shooting forward at 78.6 percent ... Started opener (first start since 1/16/10) and tallied 8 pts, 8 reb.

↳ 2012-13 STATS

Opponent	Date	qs	min	Total		3-Pointers		Free throws		Rebounds				pf	a	t/o	blk	stl	pts	avg	
				fg-fga	pct	3fg-fga	pct	ft-fta	pct	off	def	tot	avg								
at Creighton	11/09/12		12	1-3	.333	0-0	.000	0-0	.000	0	2	2	2.0	0	0	0	0	0	2	2.0	
vs Alabama-Huntsville	11/12/12		12	1-5	.200	0-0	.000	2-2	1.000	2	1	3	2.5	0	0	0	0	1	4	3.0	
vs Lamar	11/13/12		15	5-7	.714	0-0	.000	0-0	.000	2	0	2	2.3	2	0	2	0	0	10	5.3	
CAMERON	11/16/12		15	5-8	.625	3-4	.750	1-2	.500	2	3	5	3.0	0	0	0	0	0	14	7.5	
vs IUPUI	11/19/12		19	5-9	.556	2-4	.500	0-0	.000	2	2	4	3.2	2	0	0	0	0	12	8.4	
at Virginia	11/20/12		15	1-5	.200	0-2	.000	2-2	1.000	2	3	5	3.5	2	0	0	0	0	4	7.7	
UT ARLINGTON	11/28/12	*	23	2-8	.250	2-7	.286	0-0	.000	0	5	5	3.7	2	1	1	1	2	6	7.4	
LOUISIANA	12/1/12		22	3-9	.333	2-4	.500	0-0	.000	2	2	4	3.8	4	1	1	2	1	8	7.5	
at Saint Louis	12/05/12	*	21	0-4	.000	0-2	.000	0-0	.000	0	2	2	3.6	2	1	0	0	0	0	6.7	
Totals			2	154	23-58	.397	9-23	.391	5-6	.833	12	20	32	3.6	14	3	4	3	4	60	6.7

Games played: 9
Minutes/game: 17.1
Points/game: 6.7
FG Pct: 39.7
3FG Pct: 39.1
FT Pct: 83.3

Rebounds/game: 3.6
Assists/game: 0.3
Turnovers/game: 0.4
Assist/turnover ratio: 0.8
Steals/game: 0.4
Blocks/game: 0.3

↳ CAREER STATS

Season	gp-gs	min/avg	Total		3-Point		F-Throws		Rebounds				Scoring							
			fg-fga	pct	fg-fga	pct	ft-fta	pct	off	def	tot	avg	pf	fo	ast	to	blk	stl	pts	avg
2009-10	31-8	420/13.5	59-142	.415	3-23	.130	29-36	.806	27	46	73	2.4	41	1	12	25	7	8	150	4.8
2010-11	26-0	382/14.7	58-134	.433	12-34	.353	24-32	.750	31	47	78	3.0	27	0	12	17	3	5	152	5.8
2011-12	22-14	457/20.8	59-151	.391	13-39	.333	22-28	.786	20	53	73	3.3	30	1	21	22	2	6	153	7.0
2012-13	9-2	154/17.1	23-58	.397	9-23	.391	5-6	.833	12	20	32	3.6	14	0	3	4	3	4	60	6.7
TOTAL	88-24	1413/16.1	199-485	.410	37-119	.311	80-102	.784	90	166	256	2.9	112	2	48	68	15	23	515	5.9



2 Brandon Walton

Guard

Sr. ▶ 6-2 ▶ 205
Compton, CA ▶
(Casper College)

↳ CAREER HIGHS

Points: 19, Arkansas State -- 01/28/12
Rebounds: 6, at Louisiana-Lafayette -- 01/25/12; at Florida Atlantic -- 02/11/12; Sam Houston State
Assists: 4, at FIU -- 02/09/12
Steals: 3, at UT Arlington -- 11/22/11
Blocks: 1, at South Alabama -- 01/05/12
FG made: 6, at ULM -- 01/14/12; at UALR -- 02/23/12
FG attempts: 16, at UALR -- 02/23/12
3FG made: 5, at ULM -- 01/14/12
3FG attempts: 10, at UALR -- 02/23/12
FT made: 6, Arkansas State -- 01/28/12
FT attempts: 6, Arkansas State -- 01/28/12; at FIU -- 02/09/12

North Texas 2012-13: Injured in opener at Creighton, and is expected to redshirt ... **2011-12:** Just missed the single season top-10 list for 3-pointers in a season with 54 ... 46.2 percent from 3-point in SBC Tournament ... Game-winning 3-pointer with 8.3 seconds left in QF win over ULL (game-high 16 points) ... Ranked 6th in the SBC with 2.1 3-pointers per league game, and 11th with 41.0 3FG% ... Was 32-of-76 (42.1 percent) from 3-point over season's final 15 games ... Team season-high 5 3-pointers at ULM ... 14 double-figure games, including a career-high 19 points at ASU ... Returned home to LA and tallied 14 points vs La Sierra.

↳ 2012-13 STATS

Opponent	Date	gs	min	Total		3-Pointers		Free throws		Rebounds				pf	a	t/o	blk	stl	pts	avg
				fg-fga	pct	3fg-fga	pct	ft-fga	pct	off	def	tot	avg							
at Creighton	11/09/12		1	0-0	.000	0-0	.000	0-0	.000	0	0	0	0.0	0	0	0	0	0	0	0.0
Totals			1	0-0	.000	0-0	.000	0-0	.000	0	0	0	0.0	0	0	0	0	0	0	0.0

Games played: 1
Minutes/game: 1.0

↳ CAREER STATS

Season	gp-gs	min/avg	Total		3-Point		F-Throws		Rebounds				Scoring							
			fg-fga	pct	fg-fga	pct	ft-fga	pct	off	def	tot	avg	pf	fo	ast	to	blk	stl	pts	avg
2011-12	32-17	792/24.8	92-237	.388	54-147	.367	42-63	.667	29	53	82	2.6	67	1	35	38	1	25	280	8.8
2012-13	1-0	1/1.0	0-0	.000	0-0	.000	0-0	.000	0	0	0	0.0	0	0	0	0	0	0	0	0.0
TOTAL	33-17	793/24.0	92-237	.388	54-147	.367	42-63	.667	29	53	82	2.5	67	1	35	38	1	25	280	8.5



3 Alzee Williams

Guard

Jr. ▶ 6-4 ▶ 180
 Dallas, TX ▶
 (Mississippi Elite Christian Acad.)

↳ CAREER HIGHS

Points: 29, Middle Tennessee -- 02/02/12
 Rebounds: 7, at Denver -- 02/26/12
 Assists: 5, Arkansas State -- 01/28/12
 Steals: 2, 4 times
 Blocks: 1, 6 times
 FG made: 10, Middle Tennessee -- 02/02/12
 FG attempts: 19, Middle Tennessee -- 02/02/12
 3FG made: 2, at ULM -- 02/27/10
 3FG attempts: 4, at Loyola Marymount -- 12/04/11
 FT made: 9, Middle Tennessee -- 02/02/12; at UALR -- 02/23/12
 FT attempts: 11, Middle Tennessee -- 02/02/12

North Texas 2012-13: With just 5 turnovers on the year, Williams is averaging a giveaway every 57.8 minutes despite leading NT in playing time ... Double figures in 4 of the last 7 outings (11.0 PPG) ... Utility guard, once again leads NT with 32.1 MPG ... **2011-12:** Led the league with 35.6 minutes per SBC game, and his 1,018 total minutes rank 8th in NT history ... Averaged

15.8 ppg over the last 10 games of the year, which included 29 (MTSU) and 25 (UALR) point outings ... Shot 51.6 percent from the floor in the SBC Tournament and scored a team-high-tying 14.0 ppg ... Ended the year with 10 straight double-figure games ... Game-winning OT tip-in vs Denver ... NT's go-to free throw shooter at 78.8 percent (78-of-99) ... Team-high 30 career starts (all in 2011-12) ... 18 double-figure games ... Game high 17 points at Texas.

↳ 2012-13 STATS

Opponent	Date	qs	min	Total		3-Pointers		Free throws		Rebounds					pts	avg					
				fg-fga	pct	3fg-fga	pct	ft-fa	pct	off	def	tot	avg	pf			a	t/o	blk	stl	
at Creighton	11/09/12	*	29	3-14	.214	0-0	.000	3-4	.750	2	1	3	3.0	1	1	0	0	0	9	9.0	
vs Alabama-Huntsville	11/12/12	*	32	1-6	.167	0-0	.000	0-2	.000	1	2	3	3.0	0	3	0	0	1	2	5.5	
vs Lamar	11/13/12	*	37	6-11	.545	0-0	.000	5-7	.714	2	3	5	3.7	0	2	0	0	0	17	9.3	
CAMERON	11/16/12	*	22	6-7	.857	0-0	.000	0-0	.000	0	2	2	3.3	1	1	1	1	0	12	10.0	
vs IUPUI	11/19/12	*	33	3-11	.273	0-0	.000	2-4	.500	1	3	4	3.4	1	4	0	0	0	8	9.6	
at Virginia	11/20/12	*	33	4-11	.364	0-0	.000	3-5	.600	1	0	1	3.0	2	0	1	0	2	11	9.8	
UT ARLINGTON	11/28/12	*	37	4-9	.444	1-2	.500	5-8	.625	1	1	2	2.9	3	0	2	0	1	14	10.4	
LOUISIANA	12/1/12	*	31	1-9	.111	0-0	.000	5-6	.833	3	1	4	3.0	1	2	1	0	0	7	10.0	
at Saint Louis	12/05/12	*	35	3-5	.600	0-0	.000	2-2	1.000	0	2	2	2.9	1	1	0	0	0	8	9.8	
Totals			9	289	31-83	.373	1-2	.500	25-38	.658	11	15	26	2.9	10	14	5	1	4	88	9.8

Games played: 9
 Minutes/game: 32.1
 Points/game: 9.8
 FG Pct: 37.3
 3FG Pct: 50.0
 FT Pct: 65.8

Rebounds/game: 2.9
 Assists/game: 1.6
 Turnovers/game: 0.6
 Assist/turnover ratio: 2.8
 Steals/game: 0.4
 Blocks/game: 0.1

↳ CAREER STATS

Season	gp-gs	min/avg	Total		3-Point		F-Throws		Rebounds				Scoring							
			fg-fga	pct	fg-fga	pct	ft-fa	pct	off	def	tot	avg	pf	fo	ast	to	blk	stl	pts	avg
2009-10	32-0	244/7.6	21-64	.328	5-31	.161	14-22	.636	3	20	23	0.7	19	0	5	18	3	7	61	1.9
2011-12	32-30	1018/31.8	126-267	.472	5-21	.238	78-99	.788	36	73	109	3.4	36	0	54	41	2	17	335	10.5
2012-13	9-9	289/32.1	31-83	.373	1-2	.500	25-38	.658	11	15	26	2.9	10	0	14	5	1	4	88	9.8
TOTAL	73-39	1551/21.2	178-414	.430	11-54	.204	117-159	.736	50	108	158	2.2	65	0	73	64	6	28	484	6.6



4 P.J. Hardwick

Guard

Fr. ▶ 5-10 ▶ 170
Miami, FL ▶
(Houston Christian Life)

↳ CAREER HIGHS

Points: 5, Cameron -- 11/16/12
Rebounds: 9, Cameron -- 11/16/12
Assists: 4, vs Lamar -- 11/13/12
Steals: 2, Cameron -- 11/16/12; UT Arlington -- 11/28/12; at Saint Louis -- 12/05/12
FG made: 2, Cameron -- 11/16/12
FG attempts: 5, at Creighton -- 11-09-12; at Creighton -- 11/09/12; Cameron -- 11/16/12
3FG attempts: 1, at Creighton -- 11-09-12; at Creighton -- 11/09/12
FT made: 2, at Saint Louis -- 12/05/12
FT attempts: 2, at Creighton -- 11-09-12; at Creighton -- 11/09/12; at Saint Louis -- 12/05/12

2012-13 North Texas: Tied for 2nd at NT with 14 assists ... Game-high 9 boards vs. Cameron ... 7 assists in 2 NIT Season Tip-Off games ... Saw first career action at Creighton, tallied 3 pts ... **Houston Christian Life Academy:** Known for his lightning quick moves, point guard P.J. Hardwick became the first signee of the Tony Benford era ... Averaged 15 points and 10 assists per game as a senior for Christian Life Academy in Houston ... Originally signed with Mississippi State as a part of the nation's No. 17 ranked recruiting class according to Hoop Scoop ... Hoop Scoop also listed Hardwick as the No. 250 ranked player in the nation ... As a junior, Hardwick led Christian Life to a 30-1 record while averaging nine points and 12 assists per game ... Rivals.com named Hardwick a three-star recruit.

↳ 2012-13 STATS

Opponent	Date	qs	min	Total		3-Pointers		Free throws		Rebounds				pf	a	t/o	blk	stl	pts	avg
				fg-fga	pct	3fg-fga	pct	ft-fta	pct	off	def	tot	avg							
at Creighton	11/09/12		21	1-5	.200	0-1	.000	1-2	.500	1	1	2	2.0	2	3	0	0	1	3	3.0
vs Alabama-Huntsville	11/12/12		13	1-1	1.000	0-0	.000	0-0	.000	1	2	3	2.5	2	3	1	0	0	2	2.5
vs Lamar	11/13/12		16	1-2	.500	0-0	.000	0-0	.000	1	0	1	2.0	2	4	3	0	0	2	2.3
CAMERON	11/16/12		18	2-5	.400	0-0	.000	1-1	1.000	3	6	9	3.8	1	1	2	0	2	5	3.0
vs IUPUI	11/19/12		14	1-1	1.000	0-0	.000	0-0	.000	0	1	1	3.2	0	1	1	0	1	2	2.8
at Virginia	11/20/12		20	0-0	.000	0-0	.000	0-1	.000	0	1	1	2.8	2	2	1	0	0	0	2.3
UT ARLINGTON	11/28/12		10	0-0	.000	0-0	.000	0-0	.000	0	0	0	2.4	2	0	0	0	2	0	2.0
LOUISIANA	12/1/12		6	0-0	.000	0-0	.000	0-0	.000	0	0	0	2.1	0	0	0	0	0	0	1.8
at Saint Louis	12/05/12		3	0-0	.000	0-0	.000	2-2	1.000	0	0	0	1.9	1	0	2	0	2	2	1.8
Totals		0	121	6-14	.429	0-1	.000	4-6	.667	6	11	17	1.9	12	14	10	0	8	16	1.8

Games played: 9
Minutes/game: 13.4
Points/game: 1.8
FG Pct: 42.9
3FG Pct: 0.0
FT Pct: 66.7

Rebounds/game: 1.9
Assists/game: 1.6
Turnovers/game: 1.1
Assist/turnover ratio: 1.4
Steals/game: 0.9



5 Chris Jones

Guard

So. ▶ 6-2 ▶ 202
Garland, TX ▶
(Lakeview Centennial HS)

↳ CAREER HIGHS

Points: 31, at Texas Tech -- 11/16/11
Rebounds: 12, St. Gregory's -- 11/11/11
Assists: 10, Troy -- 12/31/11
Steals: 6, UT Arlington -- 11/28/12
Blocks: 1, 4 times
FG made: 9, at Texas Tech -- 11/16/11
FG attempts: 21, at Texas Tech -- 11/16/11
3FG made: 5, Jackson State -- 12/18/11
3FG attempts: 6, at UT Arlington -- 11/22/11; at Mississippi State -- 11/27/11; Jackson State
FT made: 12, at Texas Tech -- 11/16/11
FT attempts: 13, at Texas Tech -- 11/16/11; Louisiana -- 12/1/12

North Texas 2012-13: Averaging 22.0 points on 56.0 percent shooting in last 2 games ... 2.2 steals per game ranks 3rd in the SBC, 74th nationally ... 6 steals vs UTA tied for 3rd most in NT history, most since 1991 ... 5.6 APG leads Sun Belt, ranks 41st in the nation

... **2011-12:** Jones' 4.26 apg average highest by a frosh in NT history (8th overall) ... NCAA's 19th highest scoring frosh at 14.1 ppg ... 1 rebound vs Troy from first NT triple-double since 1993 (21 pts, 9 reb, 10 asst) ... 10 assts vs Troy ranks 12th in school history, most by NT player since 2000 ... Missed the final 13 games of the year (Was leading the SBC with 6.0 apg in league games, also ranked top 10 in SBC in pts, asst, steals, A/T/O ratio & def rebounds) ... 2.4 steals ranks 21st in NCAA, 3rd in SBC ... 31 points at Texas Tech are the 5th most by a frosh in NT history ... Four games of 20+ points.

↳ 2012-13 STATS

Opponent	Date	qs	min	Total		3-Pointers		Free throws		Rebounds				pf	a	t/o	blk	stl	pts	avg	
				fg-fga	pct	3fg-fga	pct	ft-fta	pct	off	def	tot	avg								
at Creighton	11/09/12	*	21	0-4	.000	0-1	.000	0-0	.000	1	3	4	4.0	4	3	2	0	1	0	0.0	
vs Alabama-Huntsville	11/12/12	*	26	3-15	.200	0-2	.000	7-12	.583	1	2	3	3.5	3	7	3	0	1	13	6.5	
vs Lamar	11/13/12	*	29	7-9	.778	0-0	.000	1-1	1.000	0	2	2	3.0	1	7	3	0	1	15	9.3	
CAMERON	11/16/12	*	24	8-9	.889	0-0	.000	0-1	.000	0	5	5	3.5	2	7	2	0	1	16	11.0	
vs IUPUI	11/19/12	*	29	4-6	.667	1-1	1.000	0-0	.000	0	3	3	3.4	2	8	5	0	2	9	10.6	
at Virginia	11/20/12	*	23	3-8	.375	0-2	.000	0-0	.000	2	1	3	3.3	4	2	1	0	1	6	9.8	
UT ARLINGTON	11/28/12	*	33	2-10	.200	0-1	.000	3-4	.750	2	2	4	3.4	3	5	3	0	6	7	9.4	
LOUISIANA	12/1/12	*	34	6-12	.500	1-2	.500	10-13	.769	3	2	5	3.6	3	4	2	0	4	23	11.1	
at Saint Louis	12/05/12	*	37	8-13	.615	1-1	1.000	4-5	.800	1	6	7	4.0	2	7	6	0	3	21	12.2	
Totals			9	256	41-86	.477	3-10	.300	25-36	.694	10	26	36	4.0	24	50	27	0	20	110	12.2

Games played: 9
Minutes/game: 28.4
Points/game: 12.2
FG Pct: 47.7
3FG Pct: 30.0
FT Pct: 69.4

Rebounds/game: 4.0
Assists/game: 5.6
Turnovers/game: 3.0
Assist/turnover ratio: 1.9
Steals/game: 2.2

↳ CAREER STATS

Season	gp-gs	min/avg	Total		3-Point		F-Throws		Rebounds				Scoring							
			fg-fga	pct	fg-fga	pct	ft-fta	pct	off	def	tot	avg	pf	fo	ast	to	blk	stl	pts	avg
2011-12	19-19	558/29.4	97-222	.437	18-64	.281	55-71	.775	11	78	89	4.7	40	0	81	70	4	45	267	14.1
2012-13	9-9	256/28.4	41-86	.477	3-10	.300	25-36	.694	10	26	36	4.0	24	0	50	27	0	20	110	12.2
TOTAL	28-28	814/29.1	138-308	.448	21-74	.284	80-107	.748	21	104	125	4.5	64	0	131	97	4	65	377	13.5



10 Austin Mitchell

Guard

Fr. ▶ 6-1 ▶ 180
Plano, TX ▶
(Plano HS)

↳ CAREER HIGHS

Rebounds: 1, at Creighton -- 11-09-12; at Creighton -- 11/09/12
Steals: 1, vs Lamar -- 11/13/12
FG attempts: 1, at Creighton -- 11-09-12; at Creighton -- 11/09/12

North Texas 2012-13: Saw first career action at Creighton and against Lamar ... **Plano HS:** Averaged 16.3 points per game as a senior at Plano, which ranked 12th among all players in the DFW area ... Named First-Team All-District 8-5A ... North Texas Basketball Coaches Association 2012 All-Star Game participant ... Also hauled in 2.4 rebounds and 2.5 assists per game as a senior ... Knocked down 19 3-pointers in 26 games ... Helped the Wildcats average 56.0 points per game.

↳ 2012-13 STATS

Opponent	Date	qs	min	Total		3-Pointers		Free throws		Rebounds				pf	a	t/o	blk	stl	pts	avg
				fg-fga	pct	3fg-fga	pct	ft-fga	pct	off	def	tot	avg							
at Creighton	11/09/12		1	0-1	.000	0-0	.000	0-0	.000	1	0	1	1.0	0	0	0	0	0	0	0.0
vs Lamar	11/13/12		1	0-0	.000	0-0	.000	0-0	.000	0	0	0	0.5	0	0	0	0	1	0	0.0
CAMERON	11/16/12		1	0-0	.000	0-0	.000	0-0	.000	0	0	0	0.3	0	0	0	0	0	0	0.0
vs IUPUI	11/19/12		1	0-0	.000	0-0	.000	0-0	.000	0	0	0	0.3	0	0	0	0	0	0	0.0
at Virginia	11/20/12		1	0-0	.000	0-0	.000	0-0	.000	0	0	0	0.2	0	0	0	0	0	0	0.0
Totals			5	0-1	.000	0-0	.000	0-0	.000	1	0	1	0.2	0	0	0	0	1	0	0.0

Games played: 5
Minutes/game: 1.0
FG Pct: 0.0

Rebounds/game: 0.2
Steals/game: 0.2



11 Justin Patton

Forward

**Sr. ▶ 6-7 ▶ 200
Bossier City, LA ▶
(Grambling State)**

↳ CAREER HIGHS

Points: 8, Louisiana -- 12/1/12
 Rebounds: 3, vs IUPUI -- 11/19/12
 Assists: 1, Cameron -- 11/16/12; vs IUPUI -- 11/19/12; at Saint Louis
 Steals: 3, Louisiana -- 12/1/12
 FG made: 4, Louisiana -- 12/1/12
 FG attempts: 6, Louisiana -- 12/1/12
 3FG made: 1, at Virginia -- 11/20/12
 3FG attempts: 2, at Virginia -- 11/20/12
 FT made: 2, Cameron -- 11/16/12
 FT attempts: 2, Cameron -- 11/16/12

North Texas 2012-13: Breakout game vs Louisiana: 8 points on 4-of-6 shooting, 3 steals in 10 minutes ... First career 3-pointer at Virginia ... Recovered from knee injury to see first action against Lamar ... **2011-12:** Sat out the 2011-12 season after transferring ... Was Grambling State's leading scorer and rebounder in 2010-11 with 13.2 points and a SWAC leading 7.1 rebounds per game ... Named Second Team All-SWAC ... Louisiana Sports Writers Assn All-Louisiana Second Team selection ... Won two SWAC Player of the Week awards ... Piled up 43 steals and 192 free throw attempts for the Tigers ... Scored a season-best 31 points against Mississippi Valley, and had back-to-back outings of 16 and 17 rebounds in SWAC play ... Dropped in a team-high 26 points on 9-of-18 shooting and added 10 boards against NT.

↳ 2012-13 STATS

Opponent	Date	gs	min	Total		3-Pointers		Free throws		Rebounds				pf	a	t/o	blk	stl	pts	avg	
				fg-fga	pct	3fg-fga	pct	ft-fa	pct	off	def	tot	avg								
vs Lamar	11/13/12		1	0-0	.000	0-0	.000	0-0	.000	0	0	0	0.0	0	0	0	0	0	0	0.0	
CAMERON	11/16/12		11	0-3	.000	0-1	.000	2-2	1.000	0	0	0	0.0	0	1	0	0	0	2	1.0	
vs IUPUI	11/19/12		10	0-4	.000	0-0	.000	0-0	.000	1	2	3	1.0	2	1	0	0	0	0	0.7	
at Virginia	11/20/12		6	1-2	.500	1-2	.500	0-0	.000	0	0	0	0.8	0	0	0	0	1	3	1.3	
UT ARLINGTON	11/28/12		4	1-1	1.000	0-0	.000	0-0	.000	0	0	0	0.6	0	0	0	0	0	2	1.4	
LOUISIANA	12/1/12		10	4-6	.667	0-0	.000	0-0	.000	1	1	2	0.8	2	0	2	0	3	8	2.5	
at Saint Louis	12/05/12		2	0-0	.000	0-0	.000	0-0	.000	0	0	0	0.7	2	1	0	0	0	0	2.1	
Totals			0	44	6-16	.375	1-3	.333	2-2	1.000	2	3	5	0.7	6	3	2	0	4	15	2.1

Games played: 7
 Minutes/game: 6.3
 Points/game: 2.1
 FG Pct: 37.5
 3FG Pct: 33.3
 FT Pct: 100.0

Rebounds/game: 0.7
 Assists/game: 0.4
 Turnovers/game: 0.3
 Assist/turnover ratio: 1.5
 Steals/game: 0.6



13 Tony Mitchell

Forward

So. ▶ 6-8 ▶ 235
Dallas, TX ▶
(Pinkston HS)

↳ CAREER HIGHS

Points: 34, at South Alabama -- 01/05/12
Rebounds: 21, at Florida Atlantic -- 02/11/12
Assists: 5, at Florida Atlantic -- 02/11/12
Steals: 3, vs Lamar -- 11/13/12; vs IUPUI -- 11/19/12
Blocks: 6, 4 times
FG made: 11, at South Alabama -- 01/05/12; Denver -- 01/21/12
FG attempts: 19, Denver -- 01/21/12
3FG made: 3, at South Alabama -- 01/05/12; at ULM -- 01/14/12
3FG attempts: 6, UT Arlington -- 11/28/12
FT made: 12, at Florida Atlantic -- 02/11/12
FT attempts: 15, at Florida Atlantic -- 02/11/12

PRESEASON ALL-AMERICAN

North Texas 2012-13: Streak of at least 2 blocks in 12 straight games snapped at SLU ... 3 pts vs ULL snaps streak of 9 straight games in double figures ... Owns 25 double-digit scoring games & 12 career double-doubles ... Preseason All-American ... Standout at the prestigious LeBron James and Amarè Stoudemire Skills Academies ... **2011-12:** Lou Henson Award Finalist ... Only third player in league history to earn Sun Belt Freshman of the Year & First-Team All-SBC in same season ... One of only 2 freshmen in the NCAA to average a double-double (14.7 PPG, 10.3 RPG) ... First frosh with multiple 30+ point/15+ rebound games since Micheal Beasley (KSU, 2007-08) ... 10.3 RPG average 2nd among freshman nationally (Anthony Davis, UK - 10.4) ... In league-only games, Mitchell led the Sun Belt in PPG (15.9), RPG (11.8), 3FG% (47.1), BPG (3.1), also 2nd in FG% (58.1) ... Set NT single-season blocks record (70), and blocks per game record (3.04) ... 22 pts/21 reb vs FAU - Tied for 9th most rebounds in the NCAA last year, is one of six 21+ reb/20+ pt games in '11-12 ... Sun Belt high 10 double-doubles ... 2nd player in league history to earn three straight SBC Player of the Week awards ... Top scoring (34 pts) & rebounding (21 reb) performances in SBC this year.

↳ 2012-13 STATS

Opponent	Date	qs	min	Total		3-Pointers		Free throws		Rebounds				Other				pts	avg		
				fg-fga	pct	3fg-fga	pct	ft-fta	pct	off	def	tot	avg	pf	a	t/o	blk			stl	
at Creighton	11/09/12	*	30	8-15	.533	2-5	.400	0-0	.000	2	5	7	7.0	4	0	1	2	2	18	18.0	
vs Alabama-Huntsville	11/12/12	*	31	2-4	.500	1-1	1.000	5-6	.833	2	9	11	9.0	5	1	3	3	0	10	14.0	
vs Lamar	11/13/12	*	28	6-16	.375	2-3	.667	4-8	.500	3	7	10	9.3	2	0	1	2	3	18	15.3	
CAMERON	11/16/12	*	23	3-5	.600	1-2	.500	4-6	.667	2	5	7	8.8	0	3	0	2	1	11	14.3	
vs IUPUI	11/19/12	*	32	10-18	.556	1-5	.200	0-0	.000	3	6	9	8.8	2	2	1	4	3	21	15.6	
at Virginia	11/20/12	*	34	4-8	.500	1-5	.200	7-9	.778	4	5	9	8.8	3	0	3	3	1	16	15.7	
UT ARLINGTON	11/28/12		28	3-13	.231	0-6	.000	6-6	1.000	6	3	9	8.9	4	0	4	4	2	12	15.1	
LOUISIANA	12/1/12	*	25	1-1	1.000	0-0	.000	1-2	.500	0	4	4	8.3	5	0	5	3	1	3	13.6	
at Saint Louis	12/05/12	*	28	7-12	.583	2-3	.667	2-2	1.000	3	5	8	8.2	4	0	3	0	1	18	14.1	
Totals			8	259	44-92	.478	10-30	.333	29-39	.744	25	49	74	8.2	29	6	21	23	14	127	14.1

Games played: 9
Minutes/game: 28.8
Points/game: 14.1
FG Pct: 47.8
3FG Pct: 33.3
FT Pct: 74.4

Rebounds/game: 8.2
Assists/game: 0.7
Turnovers/game: 2.3
Assist/turnover ratio: 0.3
Steals/game: 1.6
Blocks/game: 2.6

↳ CAREER STATS

Season	gp-gs	min/avg	Total		3-Point		F-Throws		Rebounds				Other					Scoring		
			fg-fga	pct	fg-fga	pct	ft-fta	pct	off	def	tot	avg	pf	fo	ast	to	blk	stl	pts	avg
2011-12	23-22	676/29.4	118-208	.567	18-41	.439	85-115	.739	58	180	238	10.3	70	2	36	65	70	20	339	14.7
2012-13	9-8	259/28.8	44-92	.478	10-30	.333	29-39	.744	25	49	74	8.2	29	2	6	21	23	14	127	14.1
TOTAL	32-30	935/29.2	162-300	.540	28-71	.394	114-154	.740	83	229	312	9.8	99	4	42	86	93	34	466	14.6

**21** T.J.
Taylor

Guard

So. ▶ 6-3 ▶ 220
Denison, TX ▶
(Paris JC / Marquette)

↳ CAREER HIGHS

North Texas: Is expected to sit out the 2012-13 season after transferring from Marquette ... **Paris Junior College:** Third Team All-America selection by the National Junior College Athletic Association in 2011-12 ... First team all-conference and all-region honoree under head coach Chuck Taylor at Paris Junior College ... Two-time Region 14 Player of the Week ... Helped lead the dragons to the regular season conference title ... posted season averages of 14.0 points, 5.0 rebounds, 3.0 assists and 1.0 steals per game ... was named the team's most valuable player, as well as top performer for all of the programs at Paris.



22 Clarke Overlander

Guard

Fr. ▶ 6-5 ▶ 210
Argyle, TX ▶
(Argyle HS)

↳ CAREER HIGHS

Points: 3, vs Lamar -- 11/13/12; at Virginia -- 11/20/12
Rebounds: 1, vs Lamar -- 11/13/12
Assists: 2, at Creighton -- 11-09-12; at Creighton -- 11/09/12
Steals: 2, vs Lamar -- 11/13/12
FG made: 1, vs Lamar -- 11/13/12; at Virginia -- 11/20/12
FG attempts: 6, Cameron -- 11/16/12
3FG made: 1, vs Lamar -- 11/13/12; at Virginia -- 11/20/12
3FG attempts: 6, Cameron -- 11/16/12
FT made: 2, Louisiana -- 12/1/12
FT attempts: 3, Louisiana -- 12/1/12

North Texas 2012-13: Attempted just 1 shot inside the 3-point line so far this year ... Notched first career 3-pointer in Lamar win ... Saw first career action Creighton, tallied 2 assists ... **Argyle High School:** Led Argyle to a 31-8 record and its first 3A state title as a senior ... Was named the UIL State Tournament MVP after hauling in 14 points, 10 rebounds and four assists in the state title game ... First-Team All-District as a senior, but was named the District 9-3A MVP as both a sophomore and junior ... Is the first known Denton area player to sign a scholarship to play for the Mean Green ... Multiple Texas Association of Basketball Coaches All Region and All-State selections ... Averaged 15.5 points per game as a sophomore, and upped that to 19 per game and 50 percent 3-point percentage as a junior.

↳ 2012-13 STATS

Opponent	Date	qs	min	Total		3-Pointers		Free throws		Rebounds				pf	a	t/o	blk	stl	pts	avg
				fg-fga	pct	3fg-fga	pct	ft-fga	pct	off	def	tot	avg							
at Creighton	11/09/12		15	0-3	.000	0-3	.000	0-0	.000	0	0	0	0.0	0	2	2	0	0	0	0.0
vs Alabama-Huntsville	11/12/12		10	0-3	.000	0-2	.000	0-0	.000	0	0	0	0.0	1	0	0	0	0	0	0.0
vs Lamar	11/13/12		13	1-5	.200	1-5	.200	0-0	.000	0	1	1	0.3	2	1	0	0	2	3	1.0
CAMERON	11/16/12		16	0-6	.000	0-6	.000	0-0	.000	0	0	0	0.3	2	0	0	0	1	0	0.8
vs IUPUI	11/19/12		2	0-0	.000	0-0	.000	0-0	.000	0	0	0	0.2	2	1	0	0	0	0	0.6
at Virginia	11/20/12		8	1-2	.500	1-2	.500	0-0	.000	0	0	0	0.2	0	0	0	0	1	3	1.0
UT ARLINGTON	11/28/12		1	0-1	.000	0-1	.000	0-0	.000	0	0	0	0.1	0	0	0	0	0	0	0.9
LOUISIANA	12/1/12		1	0-0	.000	0-0	.000	2-3	.667	0	0	0	0.1	1	0	0	0	0	2	1.0
at Saint Louis	12/05/12		3	0-0	.000	0-0	.000	0-0	.000	0	0	0	0.1	0	0	0	0	0	0	0.9
Totals		0	69	2-20	.100	2-19	.105	2-3	.667	0	1	1	0.1	8	4	2	0	4	8	0.9

Games played: 9
Minutes/game: 7.7
Points/game: 0.9
FG Pct: 10.0
3FG Pct: 10.5
FT Pct: 66.7

Rebounds/game: 0.1
Assists/game: 0.4
Turnovers/game: 0.2
Assist/turnover ratio: 2.0
Steals/game: 0.4



23 Jordan Williams

Guard

So. ▶ 6-6 ▶ 195
Dallas, TX ▶
(Kimball HS)

↳ CAREER HIGHS

Points: 26, vs Alabama-Huntsville -- 11/12/12
Rebounds: 8, at Texas -- 11/29/11; Sam Houston State -- 12/10/11
Assists: 5, vs La Sierra -- 12/02/11
Steals: 4, at Mississippi State -- 11/27/11
Blocks: 3, Cameron -- 11/16/12
FG made: 8, vs Alabama-Huntsville -- 11/12/12; Troy -- 12/31/11
FG attempts: 16, vs Alabama-Huntsville -- 11/12/12
3FG made: 4, at UT Arlington -- 11/22/11
3FG attempts: 8, vs Alabama-Huntsville -- 11/12/12; Troy -- 12/31/11
FT made: 7, vs Alabama-Huntsville -- 11/12/12
FT attempts: 7, at ULM -- 01/14/12; vs Alabama-Huntsville -- 11/12/12; Jackson State -- 12/18/11

North Texas 2012-13: 77.8 FT% ranks ?????th in the SBC, 248th nationally ... Career 73-of-150 (48.7 percent) from inside the 3-point arc ... 16 career double-digit games ... Career-high 26 point explosion in NIT Season Tip-Off opener ... **2011-12:** Averaged 12.4 points per game after moving into "sixth-man" role ... 23 3-pointers second at NT only to Brandan Walton (54) ... Missed the season's final 13 games ... NT's fourth leading rebounder at 4.0 per game ... Posted two clutch steals in OT to help seal win over South Alabama ... 11 double-figure games, including 19 points in 18 minutes vs Troy ... 17 points, 7 rebounds at Loyola Marymount ... 16 points on 6-of-12 shooting in collegiate debut against St. Gregory's ... Was the CollegeSportsMadness.com Preseason Sun Belt Freshman of the Year.

↳ 2012-13 STATS

Opponent	Date	gs	min	Total		3-Pointers		Free throws		Rebounds				pts	avg						
				fg-fga	pct	3fg-fga	pct	ft-fa	pct	off	def	tot	avg			pf	a	t/o	blk	stl	
at Creighton	11/09/12	*	30	4-14	.286	0-5	.000	1-3	.333	4	1	5	5.0	3	1	5	0	0	9	9.0	
vs Alabama-Huntsville	11/12/12	*	36	8-16	.500	3-8	.375	7-7	1.000	3	1	4	4.5	4	1	2	2	2	26	17.5	
vs Lamar	11/13/12	*	18	2-7	.286	0-2	.000	2-2	1.000	1	1	2	3.7	2	3	2	0	2	6	13.7	
CAMERON	11/16/12	*	25	4-12	.333	1-5	.200	2-3	.667	1	1	2	3.3	1	0	2	3	0	11	13.0	
vs IUPUI	11/19/12	*	28	4-8	.500	3-3	1.000	2-3	.667	2	3	5	3.6	3	1	3	0	0	13	13.0	
at Virginia	11/20/12	*	28	4-15	.267	0-6	.000	4-5	.800	2	0	2	3.3	4	0	4	0	0	12	12.8	
UT ARLINGTON	11/28/12	*	26	2-9	.222	0-4	.000	3-4	.750	1	2	3	3.3	2	0	4	0	0	7	12.0	
LOUISIANA	12/1/12	*	28	5-12	.417	1-3	.333	0-0	.000	1	1	2	3.1	1	0	1	0	2	11	11.9	
at Saint Louis	12/05/12		20	0-4	.000	0-0	.000	0-0	.000	0	3	3	3.1	2	0	1	0	0	0	10.6	
Totals			8	239	33-97	.340	8-36	.222	21-27	.778	15	13	28	3.1	22	6	24	5	6	95	10.6

Games played: 9
Minutes/game: 26.6
Points/game: 10.6
FG Pct: 34.0
3FG Pct: 22.2
FT Pct: 77.8

Rebounds/game: 3.1
Assists/game: 0.7
Turnovers/game: 2.7
Assist/turnover ratio: 0.3
Steals/game: 0.7
Blocks/game: 0.6

↳ CAREER STATS

Season	gp-gs	min/avg	Total		3-Point		F-Throws		Rebounds				Scoring							
			fg-fga	pct	fg-fga	pct	ft-fa	pct	off	def	tot	avg	pf	fo	ast	to	blk	stl	pts	avg
2011-12	19-13	480/25.3	71-173	.410	23-84	.274	42-54	.778	36	40	76	4.0	39	0	25	41	9	21	207	10.9
2012-13	9-8	239/26.6	33-97	.340	8-36	.222	21-27	.778	15	13	28	3.1	22	0	6	24	5	6	95	10.6
TOTAL	28-21	719/25.7	104-270	.385	31-120	.258	63-81	.778	51	53	104	3.7	61	0	31	65	14	27	302	10.8



25 Niko Stojiljkovic

Forward

Sr. ▶ 6-9 ▶ 215
Paris, France ▶
(Lon Morris College)

↳ CAREER HIGHS

Points: 8, at FIU -- 02/09/12; at UT Arlington -- 11/22/11; Sam Houston State -- 12/10/11
 Rebounds: 10, Troy -- 12/31/11
 Assists: 4, at Arkansas State -- 01/07/12; Troy -- 12/31/11
 Steals: 2, Louisiana-Lafayette -- 02/18/12; St. Gregory's -- 11/11/11
 Blocks: 1, at South Alabama -- 01/05/12; at Florida Atlantic -- 02/11/12; Sam Houston State -- 12/10/11
 FG made: 4, at FIU -- 02/09/12
 FG attempts: 6, at UT Arlington -- 11/22/11
 3FG made: 1, at Louisiana-Lafayette -- 01/25/12; at Saint Louis -- 12/05/12; Sam Houston State -- 12/10/11
 3FG attempts: 2, Cameron -- 11/16/12; Sam Houston State -- 12/10/11
 FT made: 3, Louisiana-Lafayette -- 02/18/12; at Texas Tech -- 11/16/11; at Mississippi State -- 11/16/11
 FT attempts: 6, Louisiana-Lafayette -- 02/18/12

North Texas 2012-13: Season best 6 points on 2-of-3 shooting ... **2011-12:** Went 4-of-7 (57.1 percent) from the floor in the Sun Belt Tournament ... Earned five starts on the year, and saw action in 31 of 32 games ... Despite ranking 11th at NT in minutes, Niko finished 7th on the team in free throw attempts (25-of-43) and 6th in offensive boards (31) ... Just 1 point shy of being NT's eighth 100 point player on the year (3.2 point per game average) ... 4-of-5 shooting for 8 points at FIU ... 3 points shy of double-double vs Troy - career-high 10 boards ... 8 points, 1 block in 11 minutes vs Sam Houston State ... Grabbed 2.6 rebounds per game, including 5 games of at least 5 boards.

↳ 2012-13 STATS

Opponent	Date	qs	min	Total		3-Pointers		Free throws		Rebounds				Other					pts	avg		
				fg-fga	pct	3fg-fga	pct	ft-fga	pct	off	def	tot	avg	pf	a	t/o	blk	stl				
at Creighton	11/09/12		6	0-0	.000	0-0	.000	0-0	.000	0	0	0	0.0	2	0	0	0	0	0	0	0	0.0
vs Alabama-Huntsville	11/12/12		1	0-0	.000	0-0	.000	0-0	.000	0	0	0	0.0	0	0	0	0	0	0	0	0	0.0
vs Lamar	11/13/12		7	0-1	.000	0-0	.000	0-0	.000	0	1	1	0.3	0	1	0	0	0	1	0	0	0.0
CAMERON	11/16/12		10	0-4	.000	0-2	.000	0-0	.000	3	0	3	1.0	1	0	0	0	0	0	0	0	0.0
vs IUPUI	11/19/12		5	1-3	.333	0-0	.000	0-0	.000	2	0	2	1.2	0	0	0	0	0	0	0	2	0.4
at Virginia	11/20/12		4	0-0	.000	0-0	.000	0-0	.000	0	0	0	1.0	1	0	1	0	0	0	0	0	0.3
UT ARLINGTON	11/28/12		3	0-1	.000	0-1	.000	0-1	.000	0	0	0	0.9	1	0	0	0	0	0	0	0	0.3
LOUISIANA	12/1/12		3	0-1	.000	0-0	.000	0-0	.000	1	1	2	1.0	1	0	0	0	0	0	0	0	0.3
at Saint Louis	12/05/12		14	2-3	.667	1-1	1.000	1-1	1.000	0	4	4	1.3	2	0	0	0	0	0	0	6	0.9
Totals			0	53	3-13	.231	1-4	.250	1-2	.500	6	6	12	1.3	8	1	1	0	1	8	0.9	

Games played: 9
 Minutes/game: 5.9
 Points/game: 0.9
 FG Pct: 23.1
 3FG Pct: 25.0
 FT Pct: 50.0

Rebounds/game: 1.3
 Assists/game: 0.1
 Turnovers/game: 0.1
 Assist/turnover ratio: 1.0
 Steals/game: 0.1

↳ CAREER STATS

Season	gp-gs	min/avg	Total		3-Point		F-Throws		Rebounds				Scoring							
			fg-fga	pct	fg-fga	pct	ft-fga	pct	off	def	tot	avg	pf	fo	ast	to	blk	stl	pts	avg
2011-12	31-5	344/11.1	36-84	.429	2-10	.200	25-43	.581	31	50	81	2.6	43	0	25	26	3	10	99	3.2
2012-13	9-0	53/5.9	3-13	.231	1-4	.250	1-2	.500	6	6	12	1.3	8	0	1	1	0	1	8	0.9
TOTAL	40-5	397/9.9	39-97	.402	3-14	.214	26-45	.578	37	56	93	2.3	51	0	26	27	3	11	107	2.7



32 Roger Franklin

Guard

Sr. ▶ 6-5 ▶ 220
Duncanville, TX ▶
(Oklahoma State)

↳ CAREER HIGHS

Points: 20, Western Kentucky -- 01/12/12
Rebounds: 15, at ULM -- 01/14/12
Assists: 4, at UALR -- 02/23/12
Steals: 3, at South Alabama -- 01/05/12; at Texas Tech -- 11/16/11
Blocks: 2, 4 times
FG made: 7, vs Alabama-Huntsville -- 11/12/12
FG attempts: 15, vs Columbia -- 12/03/11
3FG made: 1, UT Arlington -- 11/28/12; at Texas -- 11/29/11
3FG attempts: 3, at Texas -- 11/29/11
FT made: 8, Western Kentucky -- 01/12/12; Denver -- 01/21/12
FT attempts: 13, Denver -- 01/21/12

North Texas: 2012-13: ?????? in the Sun Belt with ?????? FG% ... 5th career double-double vs IUPUI ... 16 points vs Alabama-Huntsville on 7-of-12 ... **2011-12:** Four double-doubles in '11-12 tied for sixth most in the Sun Belt ... 5.0 rebounds per game rank second at NT ... 15 double-digit scoring games, including career-high 20 vs WKU ... Shot 46.2 percent in the SBC Tourney ... Reached double-figures in 9 of last 15 games, including double-doubles in three of those ... Started 16 games, and appeared in all 32 ... 14th in SBC with 5.7 rebounds per league game ... 15 rebounds at ULM are the fifth most by an SBC player ... 11 of 16 blocks came in Sun Belt play ... First double-double at Texas with 13 points, 12 rebounds ... NCAA approved transfer waiver.

↳ 2012-13 STATS

Opponent	Date	qs	min	Total		3-Pointers		Free throws		Rebounds				pf	a	t/o	blk	stl	pts	avg	
				fg-fga	pct	3fg-fga	pct	ft-fga	pct	off	def	tot	avg								
at Creighton	11/09/12	*	22	4-8	.500	0-1	.000	0-0	.000	1	4	5	5.0	2	1	0	0	1	8	8.0	
vs Alabama-Huntsville	11/12/12	*	31	7-12	.583	0-0	.000	2-2	1.000	4	5	9	7.0	4	1	1	0	1	16	12.0	
vs Lamar	11/13/12	*	16	0-1	.000	0-0	.000	1-2	.500	0	1	1	5.0	2	0	1	0	0	1	8.3	
CAMERON	11/16/12	*	18	1-3	.333	0-0	.000	0-0	.000	2	4	6	5.3	4	1	2	0	0	2	6.8	
vs IUPUI	11/19/12	*	24	6-8	.750	0-0	.000	1-2	.500	3	7	10	6.2	2	1	0	1	0	13	8.0	
at Virginia	11/20/12	*	21	1-5	.200	0-0	.000	3-4	.750	4	2	6	6.2	2	1	2	2	1	5	7.5	
UT ARLINGTON	11/28/12	*	31	4-6	.667	1-1	1.000	2-5	.400	2	7	9	6.6	5	1	2	1	2	11	8.0	
LOUISIANA	12/1/12	*	34	6-7	.857	0-0	.000	2-4	.500	4	1	5	6.4	3	0	6	0	0	14	8.8	
at Saint Louis	12/05/12	*	30	1-10	.100	0-0	.000	4-4	1.000	2	2	4	6.1	3	1	3	0	0	6	8.4	
Totals			9	227	30-60	.500	1-2	.500	15-23	.652	22	33	55	6.1	27	7	17	4	5	76	8.4

Games played: 9
Minutes/game: 25.2
Points/game: 8.4
FG Pct: 50.0
3FG Pct: 50.0
FT Pct: 65.2

Rebounds/game: 6.1
Assists/game: 0.8
Turnovers/game: 1.9
Assist/turnover ratio: 0.4
Steals/game: 0.6
Blocks/game: 0.4

↳ CAREER STATS

Season	gp-gs	min/avg	Total		3-Point		F-Throws		Rebounds				Scoring							
			fg-fga	pct	fg-fga	pct	ft-fga	pct	off	def	tot	avg	pf	fo	ast	to	blk	stl	pts	avg
2011-12	32-16	754/23.6	102-248	.411	1-7	.143	58-86	.674	45	115	160	5.0	71	0	37	44	16	18	263	8.2
2012-13	9-9	227/25.2	30-60	.500	1-2	.500	15-23	.652	22	33	55	6.1	27	1	7	17	4	5	76	8.4
TOTAL	41-25	981/23.9	132-308	.429	2-9	.222	73-109	.670	67	148	215	5.2	98	1	44	61	20	23	339	8.3



44 Keith Coleman

Forward/Center

**So. ▶ 6-10 ▶ 245
Philadelphia, PA ▶
(Marshalltown CC)**

↳ CAREER HIGHS

Points: 5, Cameron -- 11/16/12
Rebounds: 7, vs Lamar -- 11/13/12
Assists: 1, vs Lamar -- 11/13/12
Steals: 1, at Creighton -- 11-09-12; at Creighton -- 11/09/12; vs Lamar -- 11/13/12
Blocks: 3, Cameron -- 11/16/12
FG made: 2, Cameron -- 11/16/12; at Virginia -- 11/20/12
FG attempts: 6, Cameron -- 11/16/12
FT made: 2, vs Alabama-Huntsville -- 11/12/12
FT attempts: 2, vs Alabama-Huntsville -- 11/12/12; Cameron -- 11/16/12

North Texas 2012-13: 7 boards in win over Lamar ... Saw first career action at Creighton, tallied 2 pts & 5 boards ... **Marshalltown CC:** Was rated by Hot100Hoops.com as one of the nation's top-25 junior college players ... Originally signed with Nebraska ... Racked up averages of 8.0 points, 7.1 rebounds and 1.8 assists per game last year for Marshalltown (Iowa) CC ...

Will have three years of eligibility remaining for the Mean Green ... Tallied three double-doubles last season for the Tigers, including a 17-point, 13-rebound outing against Southwestern (Iowa) CC ... Shot 57.1 percent from the floor on the year and was named Honorable Mention All-Region XI.

↳ 2012-13 STATS

Opponent	Date	qs	min	Total		3-Pointers		Free throws		Rebounds				pf	a	t/o	blk	stl	pts	avg
				fg-fga	pct	3fg-fga	pct	ft-fga	pct	off	def	tot	avg							
at Creighton	11/09/12		12	1-2	.500	0-0	.000	0-1	.000	2	3	5	5.0	2	0	2	0	1	2	2.0
vs Alabama-Huntsville	11/12/12		8	0-2	.000	0-0	.000	2-2	1.000	1	2	3	4.0	2	0	0	0	0	2	2.0
vs Lamar	11/13/12		19	1-5	.200	0-0	.000	0-1	.000	1	6	7	5.0	1	1	3	1	1	2	2.0
CAMERON	11/16/12		17	2-6	.333	0-0	.000	1-2	.500	2	2	4	4.8	1	0	1	3	0	5	2.8
vs IUPUI	11/19/12		3	0-1	.000	0-0	.000	0-0	.000	0	0	0	3.8	2	0	0	0	0	0	2.2
at Virginia	11/20/12		7	2-2	1.000	0-0	.000	0-0	.000	1	0	1	3.3	1	0	1	0	0	4	2.5
UT ARLINGTON	11/28/12		4	0-0	.000	0-0	.000	0-0	.000	0	0	0	2.9	1	0	0	0	0	0	2.1
LOUISIANA	12/1/12		6	0-0	.000	0-0	.000	0-0	.000	0	0	0	2.5	1	0	0	0	0	0	1.9
at Saint Louis	12/05/12		7	1-1	1.000	0-0	.000	0-0	.000	0	1	1	2.3	1	0	0	0	0	2	1.9
Totals		0	83	7-19	.368	0-0	.000	3-6	.500	7	14	21	2.3	12	1	7	4	2	17	1.9

Games played: 9
Minutes/game: 9.2
Points/game: 1.9
FG Pct: 36.8
FT Pct: 50.0

Rebounds/game: 2.3
Assists/game: 0.1
Turnovers/game: 0.8
Assist/turnover ratio: 0.1
Steals/game: 0.2
Blocks/game: 0.4

2012-13 SEASON STATS TEAM/INDIVIDUAL

RECORD:	OVERALL	HOME	AWAY	NEUTRAL
ALL GAMES	3-6	1-2	0-3	2-1
CONFERENCE	0-1	0-1	0-0	0-0
NON-CONFERENCE	3-5	1-1	0-3	2-1

#	Player	gp-gs	min	avg	Total		3-Point		F-Throw		Rebounds				pf	dq	a	to	blk	stl	pts	avg
					fg-fga	fg%	3fg-fga	3fg%	ft-fta	ft%	off	def	tot	avg								
13	Mitchell, Tony	9-8	259	28.8	44-92	.478	10-30	.333	29-39	.744	25	49	74	8.2	29	2	6	21	23	14	127	14.1
05	Jones, Chris	9-9	256	28.4	41-86	.477	3-10	.300	25-36	.694	10	26	36	4.0	24	0	50	27	0	20	110	12.2
23	Williams, Jordan	9-8	239	26.6	33-97	.340	8-36	.222	21-27	.778	15	13	28	3.1	22	0	6	24	5	6	95	10.6
03	Williams, Alzee	9-9	289	32.1	31-83	.373	1-2	.500	25-38	.658	11	15	26	2.9	10	0	14	5	1	4	88	9.8
32	Franklin, Roger	9-9	227	25.2	30-60	.500	1-2	.500	15-23	.652	22	33	55	6.1	27	1	7	17	4	5	76	8.4
01	Holmen, Jacob	9-2	154	17.1	23-58	.397	9-23	.391	5-6	.833	12	20	32	3.6	14	0	3	4	3	4	60	6.7
11	Patton, Justin	7-0	44	6.3	6-16	.375	1-3	.333	2-2	1.000	2	3	5	0.7	6	0	3	2	0	4	15	2.1
44	Coleman, Keith	9-0	83	9.2	7-19	.368	0-0	.000	3-6	.500	7	14	21	2.3	12	0	1	7	4	2	17	1.9
04	Hardwick, P.J.	9-0	121	13.4	6-14	.429	0-1	.000	4-6	.667	6	11	17	1.9	12	0	14	10	0	8	16	1.8
22	Overlander, Clarke	9-0	69	7.7	2-20	.100	2-19	.105	2-3	.667	0	1	1	0.1	8	0	4	2	0	4	8	0.9
25	Stojiljkovic, Niko	9-0	53	5.9	3-13	.231	1-4	.250	1-2	.500	6	6	12	1.3	8	0	1	1	0	1	8	0.9
02	Walton, Brandan	1-0	1	1.0	0-0	.000	0-0	.000	0-0	.000	0	0	0	0.0	0	0	0	0	0	0	0	0.0
10	Mitchell, Austin	5-0	5	1.0	0-1	.000	0-0	.000	0-0	.000	1	0	1	0.2	0	0	0	0	0	1	0	0.0
Team											25	15	40		1		3					
Total.....		9	1800		226-559	.404	36-130	.277	132-188	.702	142	206	348	38.7	173	3	109	123	40	73	620	68.9
Opponents.....		9	1800		211-499	.423	60-152	.395	140-192	.729	106	224	330	36.7	168	-	115	140	32	63	622	69.1

TEAM STATISTICS	NT	OPP	Date	Opponent	Score	Att.
SCORING	620	622	11/09/12	at Creighton	L 51-71	17139
Points per game	68.9	69.1	11/12/12	vs Alabama-Huntsville	L 75-78	12068
Scoring margin	-0.2	-	11/13/12	vs Lamar	w 74-59	12006
FIELD GOALS-ATT	226-559	211-499	11/16/12	CAMERON	w 78-49	2673
Field goal pct	.404	.423	11/19/12	vs IUPUI	w 80-66	1444
3 POINT FG-ATT	36-130	60-152	11/20/12	at Virginia	L 64-80	1745
3-point FG pct	.277	.395	11/28/12	UT ARLINGTON	L 59-72	4832
3-pt FG made per game	4.0	6.7	* 12/1/12	LOUISIANA	L 76-80	3631
FREE THROWS-ATT	132-188	140-192	12/05/12	at Saint Louis	L 63-67	4817
Free throw pct	.702	.729				
F-Throws made per game	14.7	15.6				
REBOUNDS	348	330				
Rebounds per game	38.7	36.7				
Rebounding margin	+2.0	-				
ASSISTS	109	115				
Assists per game	12.1	12.8				
TURNOVERS	123	140				
Turnovers per game	13.7	15.6				
Turnover margin	+1.9	-				
Assist/turnover ratio	0.9	0.8				
STEALS	73	63				
Steals per game	8.1	7.0				
BLOCKS	40	32				
Blocks per game	4.4	3.6				
ATTENDANCE	11136	49219				
Home games-Avg/Game	3-3712	3-7900				
Neutral site-Avg/Game	-	3-8506				

* - Conference game

Score by Periods	1st	2nd	Totals
North Texas	310	310	620
Opponents	307	315	622

2012-13 GAME-BY-GAME

Opponent	1st	2nd	Score	Mar	Total FG	FG Pct	3-Pointers	3FG Pct	Free Throws	FT Pct	Rebounds	Assist	T/Over	Block	Steal	Fouls
Creighton	25/39	26/32	51-71	(20)	22-69/24-48	.319/.500	2-16/5-18	.125/.278	5-10/18-22	.500/.818	38/39	11/14	12/13	2/6	6/4	20/12
Alabama-Huntsville	37/41	38/37	75-78	(3)	23-64/24-61	.359/.393	4-13/12-27	.308/.444	25-33/18-23	.758/.783	40/45	16/19	10/16	5/1	6/6	21/24
Lamar	36/30	38/29	74-59	+15	29-64/25-60	.453/.417	3-10/1-6	.300/.167	13-21/8-15	.619/.533	38/38	19/8	15/23	3/4	11/8	14/18
CAMERON	43/20	35/29	78-49	+29	31-68/17-64	.456/.266	5-20/8-24	.250/.333	11-17/7-9	.647/.778	50/39	14/6	11/15	9/2	5/6	13/21
IUPUI	41/31	39/35	80-66	+14	34-69/24-64	.493/.375	7-13/5-21	.538/.238	5-9/13-19	.556/.684	43/37	19/10	11/11	5/4	6/8	18/13
Virginia	22/42	42/38	64-80	(16)	21-58/27-46	.362/.587	3-19/8-11	.158/.727	19-26/18-24	.731/.750	34/28	5/18	14/15	5/5	7/7	21/20
UT ARLINGTON	31/31	28/41	59-72	(13)	18-58/24-52	.310/.462	4-23/5-9	.174/.556	19-28/19-29	.679/.655	36/43	7/12	16/19	6/2	15/10	23/23
LOUISIANA	39/39	37/41	76-80	(4)	26-57/26-53	.456/.491	4-9/9-18	.444/.500	20-28/19-26	.714/.731	34/32	7/14	19/19	5/2	11/8	22/19
Saint Louis	36/34	27/33	63-67	(4)	22-52/20-51	.423/.392	4-7/7-18	.571/.389	15-16/20-25	.938/.800	35/29	11/14	15/9	0/6	6/6	21/18

Note: Game totals are displayed in the format TEAM/OPPONENT for each category

2012-13 STAT EXTRAS

NORTH TEXAS

OPPONENTS

	Pts	Pts	2nd	Fast	Bench
	<u>Paint</u>	<u>Off TO</u>	<u>Chance</u>	<u>Break</u>	<u>Pts</u>
Creighton.....	32	11	14	8	7
Alabama-Huntsville	28	14	22	8	8
Lamar	40	24	11	14	17
Cameron	32	13	12	8	26
IUPUI	44	20	18	20	16
Virginia	30	21	17	11	14
UT Arlington.....	20	14	13	10	14
Louisiana	28	24	5	10	18
Saint Louis.....	20	11	7	4	10
Averages.....	30.4	16.9	13.2	10.3	14.4

Pts	Pts	2nd	Fast	Bench
<u>Paint</u>	<u>Off TO</u>	<u>Chance</u>	<u>Break</u>	<u>Pts</u>
30	11	8	5	20
20	7	21	6	26
32	18	14	10	26
16	9	7	7	34
34	17	23	4	35
28	18	6	7	32
36	15	9	18	33
26	21	14	0	6
18	13	10	5	28
26.7	14.3	12.4	6.9	26.7

2007, 2010 SUN BELT CONFERENCE CHAMPIONS

3-6, O-1 SUN BELT WEST

1 NORTH TEXAS 51 at #16 CREIGHTON 71
CenturyLink Center • Omaha, Neb. • 11/9/12

Mean Green (0-1)	FG-A	3G-A	FT-A	O	D	T	PF	Pts	A	TO	B	S	Min.				
13 Mitchell, Tony	f .8	15	2	5	0	0	2	5	7	4	18	0	1	2	30		
03 Williams, Alzee	g .3	14	0	0	3	4	2	1	3	1	9	1	0	0	29		
05 Jones, Chris	g .0	4	0	1	0	0	1	3	4	4	0	3	2	0	21		
23 Williams, Jordan	g .4	14	0	5	1	3	4	1	5	3	9	1	5	0	30		
32 Franklin, Roger	g .4	8	0	1	0	0	1	4	5	2	8	1	0	0	1	22	
01 Holmen, Jacob	g .1	3	0	0	0	0	0	2	2	0	2	0	0	0	12		
02 Walton, Brandon	g .0	0	0	0	0	0	0	0	0	0	0	0	0	0	1		
04 Hardwick, P.J.	g .1	5	0	1	1	2	1	1	2	2	3	3	0	0	1	21	
10 Mitchell, Austin	g .0	1	0	0	0	0	1	0	1	0	0	0	0	0	1	1	
22 Overlander, Clarke	g .4	8	0	1	0	0	0	0	0	0	0	0	2	2	0	15	
25 Stojilkovic, Niko	g .0	0	0	0	0	0	0	0	0	0	0	0	0	0	6		
44 Coleman, Keith	g .1	2	0	0	0	1	2	3	5	2	2	0	2	0	1	12	
TEAM								4	4								
Totals		22	69	2	16	5	10	18	20	38	20	51	11	12	2	6	200

Creighton (1-0)	FG-A	3G-A	FT-A	O	D	T	PF	Pts	A	TO	B	S	Min.				
03 McDermott, Doug	f .6	11	1	3	8	8	2	9	11	1	21	2	2	0	0	31	
00 Echenique, Gregory	c .3	4	0	0	1	2	1	2	3	3	7	2	0	2	1	22	
01 Chatman, Austin	g .4	7	1	3	2	2	0	1	1	1	11	2	4	0	0	27	
10 Gibbs, Grant	g .2	2	0	0	2	2	1	3	4	2	6	4	0	1	2	31	
12 Manigat, Jahenns	g .2	7	0	4	2	2	0	2	2	1	6	2	1	0	0	23	
02 Stormberg, Taylor	g .0	0	0	0	0	0	0	0	0	0	0	0	0	0	0	1	
05 Jones, Josh	g .0	2	0	2	0	0	0	2	2	0	0	1	1	0	0	13	
11 Yates, Andre	g .1	4	0	0	1	2	0	1	1	2	3	1	4	0	0	13	
22 Dingman, Avery	g .4	5	2	3	0	0	1	0	1	1	10	0	0	0	0	11	
23 Groselle, Geoffrey	g .0	1	0	0	1	2	0	0	0	0	1	0	0	0	0	2	
30 Kelling, Joe	g .0	0	0	0	0	0	0	0	0	0	0	0	0	0	0	1	
31 Artino, Will	g .1	2	0	0	0	0	0	3	3	1	2	0	1	0	1	10	
34 Wragge, Ethan	g .1	3	1	3	1	2	0	7	7	0	4	0	0	3	0	13	
40 Olsen, Alex	g .0	0	0	0	0	0	0	1	1	0	0	0	0	0	0	1	
50 Oginni, Mogboluwaga	g .0	0	0	0	0	0	0	0	0	0	0	0	0	0	0	1	
TEAM								2	1	3							
Totals		24	48	5	18	18	22	7	32	39	12	71	14	13	6	4	200

	1st	2nd	Tot	FG%	3FG%	FT%	Paint	Off/To	2nd	FB	Bench
North Texas	25	26	51	31.9	12.5	50.0	32	11	14	8	7
Creighton	39	32	71	50.0	27.8	81.8	30	11	8	5	20

Officials: Zelton Steed, Larry Spaulding, Randy Heimerman
Attendance: 17,139

2 NORTH TEXAS 75 vs ALABAMA-HUNTSVILLE 78
NIT Season Tip-Off • Manhattan, KS • 11/12/12

Mean Green (0-2)	FG-A	3G-A	FT-A	O	D	T	PF	Pts	A	TO	B	S	Min.				
13 Mitchell, Tony	f .2	4	1	1	5	6	2	9	11	5	10	1	3	3	0	31	
32 Franklin, Roger	f .7	12	0	0	2	2	4	5	9	4	16	1	1	0	1	31	
03 Williams, Alzee	g .1	6	0	0	0	2	1	2	3	0	2	3	0	0	1	32	
05 Jones, Chris	g .3	15	0	2	7	12	1	2	3	3	13	7	3	0	1	26	
23 Williams, Jordan	g .8	16	3	8	7	7	3	1	4	4	26	1	2	2	2	36	
01 Holmen, Jacob	g .1	5	0	0	2	2	2	1	3	0	4	0	0	0	1	12	
04 Hardwick, P.J.	g .1	1	0	0	0	0	1	2	3	2	2	3	1	0	0	13	
22 Overlander, Clarke	g .0	3	0	2	0	0	0	0	0	0	1	0	0	0	0	10	
25 Stojilkovic, Niko	g .0	0	0	0	0	0	0	0	0	0	0	0	0	0	0	1	
44 Coleman, Keith	g .0	2	0	0	2	2	1	2	3	2	2	0	0	0	0	8	
TEAM								1	1								
Totals		23	64	4	13	25	33	15	25	40	21	75	16	10	5	6	200

Chargers (2-0)	FG-A	3G-A	FT-A	O	D	T	PF	Pts	A	TO	B	S	Min.				
21 Campbell, Zane	f .3	10	1	4	2	2	1	7	8	3	9	1	1	1	1	35	
41 Blasi, Conner	f .2	5	0	0	2	5	1	3	4	5	6	2	1	0	0	14	
14 Smith, Jaime	g .4	11	4	7	6	6	2	2	4	4	18	8	7	0	1	33	
25 Baldwin, Xavier	g .3	8	1	2	4	4	2	5	7	1	11	2	3	0	1	36	
33 Mack, Ronnie	g .3	7	2	4	0	0	0	3	3	3	8	2	0	0	2	27	
11 Donovan, Andrew	g .1	2	0	1	0	0	3	2	5	3	2	3	1	0	0	16	
12 Gardner, Greg	g .0	1	0	0	0	0	1	2	0	0	1	0	0	0	0	9	
32 Dedrick, Wayne	g .7	15	4	9	3	4	1	5	6	3	21	0	1	0	1	23	
54 Carr, Will	g .1	2	0	0	1	2	1	1	2	2	3	0	2	0	0	7	
TEAM								2	2	4							
Totals		24	61	12	27	18	23	14	31	45	24	78	19	16	1	6	200

	1st	2nd	Tot	FG%	3FG%	FT%	Paint	Off/To	2nd	FB	Bench
North Texas	37	38	75	35.9	30.8	75.8	28	14	22	8	8
Chargers	41	37	78	39.3	44.4	78.3	20	7	21	6	26

Officials: Brad Ferrie, Winston Stith, Ryan McDaniel
Attendance: 12,068

3 NORTH TEXAS 74 vs LAMAR 59
NIT Season Tip-Off • Manhattan, KS • 11/13/12

Mean Green (1-2)	FG-A	3G-A	FT-A	O	D	T	PF	Pts	A	TO	B	S	Min.				
13 Mitchell, Tony	f .6	16	2	3	4	8	3	7	10	2	18	0	1	2	3	38	
03 Williams, Alzee	g .6	11	0	0	5	7	2	3	5	0	17	2	0	0	0	27	
05 Jones, Chris	g .7	9	0	0	1	1	0	2	2	1	15	7	3	0	1	29	
23 Williams, Jordan	g .2	7	0	2	2	2	1	1	2	2	6	3	2	0	2	18	
32 Franklin, Roger	g .0	1	0	0	1	2	0	1	1	1	2	1	0	1	0	16	
01 Holmen, Jacob	g .5	7	0	0	0	0	2	0	2	2	10	0	2	0	0	15	
04 Hardwick, P.J.	g .1	2	0	0	0	0	1	0	1	2	2	4	3	0	0	16	
10 Mitchell, Austin	g .0	0	0	0	0	0	0	0	0	0	0	0	0	0	1	1	
11 Patton, Justin	g .0	0	0	0	0	0	0	0	0	0	0	0	0	0	0	1	
22 Overlander, Clarke	g .1	5	1	5	0	0	0	1	1	2	3	1	0	0	0	2	13
25 Stojilkovic, Niko	g .0	1	0	0	0	0	0	1	1	0	0	1	0	0	1	7	
44 Coleman, Keith	g .1	5	0	0	0	1	1	6	7	1	2	1	3	1	1	19	
TEAM								3	3	6							
Totals		29	64	3	10	13	21	13	25	38	14	74	19	15	3	11	200

Lamar (0-2)	FG-A	3G-A	FT-A	O	D	T	PF	Pts	A	TO	B	S	Min.				
10 Mitchell, Rhon	f .6	12	0	1	1	4	0	6	6	3	13	0	6	1	1	34	
34 Wilson, Amos	f .1	6	0	0	0	1	1	3	4	3	2	0	1	0	4	31	
35 Brown, Stan	f .1	7	0	0	2	3	3	4	7	2	4	1	1	0	0	19	
01 Blanks, Keilan	g .2	2	0	0	0	0	0	0	0	0	4	0	0	0	0	3	
22 Minor, Donley	g .4	8	1	3	1	2	1	3	4	2	10	3	7	0	0	30	
02 Acosta, Nikko	g .1	1	0	0	0	0	1	0	1	1	2	0	0	1	0	8	
03 Minton, Donnell	g .6	13	0	0	3	3	1	4	5	1	15	3	4	2	1	37	
04 Hancock, Matt	g .0	2	0	0	0	0	1	0	1	0	0	0	0	0	0	4	
05 Webb, Hondo	g .1	3	0	2	0	0	0	2	2	2	2	1	1	0	0	13	
33 Ebonwonyi, Osas	g .1	2	0	0	1	2	1	1	2	1	3	0	1	0	0	7	
50 Norman, Sebastian	g .2	4	0	0	0	0	3	2	5	3	4	0	1	1	1	14	
TEAM								1	1								
Totals		25	60	1	6	8	15	12	26	38	18	59	8	23	4	8	200

	1st	2nd	Tot	FG%	3FG%	FT%	Paint	Off/To	2nd	FB	Bench
North Texas	36	38	74	45.3	30.0	61.9	40	24	11	14	17
Lamar	30	29	59	41.7	16.7	53.3	32	18	14	10	26

Officials: Eric Curry, K.C. Ely, Johnny Wilkins
Attendance: 12,006

4 NORTH TEXAS 78 vs CAMERON 49
The Super Pit • Denton, Texas • 11/16/12

Mean Green (2-2)	FG-A	3G-A	FT-A	O	D	T	PF	Pts	A	TO	B	S	Min.			
13 Mitchell, Tony	f .3	5	1	2	4	6	2	5	7	0	11	3	0	2	1	20
32 Franklin, Roger	f .1	3	0	0	0	0	2	4	6	4	2	1	2	0	0	18
03 Williams, Alzee	g .6	7	0	0	0	0	0	2	2	1	12	1	1	1	0	22
05 Jones, Chris	g .8	9	0	0	0	1	0	5	5	2	16	7	2	0	1	24
23 Williams, Jordan	g .4	12	1	5	2	3	1	1	2	1	11	0	2	3	0	25
01 Holmen, Jacob																

2007, 2010 SUN BELT CONFERENCE CHAMPIONS

3-6, O-1 SUN BELT WEST

5 NORTH TEXAS 80 vs IUPUI 66
NIT Season Tip-Off • Charlottesville, Va. • 11/19/12

Mean Green (3-2)	FG-A	3G-A	FT-A	O	D	T	PF	Pts	A	TO	B	S	Min.				
13 Mitchell, Tony	f	10	18	1	5	0	0	3	6	9	2	21	2	1	4	3	32
32 Franklin, Roger	f	6	8	0	0	1	2	3	7	10	2	13	1	0	1	0	24
03 Williams, Alzee	g	3	11	0	0	2	4	1	3	4	1	8	4	0	0	0	33
05 Jones, Chris	g	4	6	1	1	0	0	0	3	3	2	9	8	5	0	2	29
14 Williams, Jordan	g	4	8	3	3	2	3	2	3	5	3	13	1	3	0	0	28
01 Holmen, Jacob	g	5	9	2	4	0	0	2	2	4	2	12	0	0	0	0	19
04 Hardwick, P.J.	g	1	1	0	0	0	0	0	1	1	0	0	2	1	1	0	14
10 Mitchell, Austin	g	0	0	0	0	0	0	0	0	0	0	0	0	0	0	0	1
11 Patton, Justin	g	0	4	0	0	0	0	1	2	3	2	0	1	0	0	0	10
22 Overlander, Clarke	g	0	0	0	0	0	0	0	0	0	0	0	0	0	0	0	2
25 Stojilkovic, Niko	g	1	3	0	0	0	0	2	0	2	0	2	0	0	0	0	5
44 Coleman, Keith	g	0	1	0	0	0	0	0	0	0	0	2	0	0	0	0	3
TEAM								2	2							1	
Totals		34	69	7	13	5	9	16	27	43	18	80	19	11	5	6	200

IUPUI (2-3)	FG-A	3G-A	FT-A	O	D	T	PF	Pts	A	TO	B	S	Min.				
30 Gibbs, Donovan	f	3	9	0	1	1	1	2	6	8	2	7	0	2	0	0	32
42 Patton, Mitchell	f	6	11	0	0	0	1	2	4	6	2	12	0	2	2	1	23
12 Rice, Greg	g	0	4	0	0	0	0	0	0	0	2	0	0	1	0	1	13
20 Esposito, Sean	g	0	3	0	2	0	0	0	0	1	1	0	0	1	1	1	16
25 Hart, John	g	4	14	1	6	3	4	2	2	4	1	12	4	1	0	4	34
01 Gaines, Lyonell	g	7	9	0	0	3	4	8	4	12	0	17	2	1	0	0	22
10 Shanklin, Jordan	g	1	5	1	4	3	4	0	1	1	1	6	2	0	0	1	28
11 Loepker, Cameron	g	0	0	0	0	0	0	0	1	1	1	0	0	1	0	0	3
22 Barksdale, Marcellus	g	0	1	0	0	0	1	0	1	1	2	0	1	0	1	0	12
23 Hubert, Pj	g	3	8	3	8	3	4	0	1	1	1	12	1	2	0	0	17
TEAM								2	2							1	
Totals		24	64	5	21	13	19	16	21	37	13	66	10	11	4	8	200

	1st	2nd	Tot	FG%	3FG%	FT%	Paint	Off/To	2nd	FB	Bench
North Texas	41	39	80	49.3	53.8	55.6	44	20	18	20	16
IUPUI	31	35	66	37.5	23.8	68.4	34	17	23	4	35

Officials: Tim Clougherty (R), Tony Dawkins, Clarence Armstrong
Attendance: 1,444

6 NORTH TEXAS 64 at VIRGINIA 80
NIT Season Tip-Off • Charlottesville, Va. • 11/20/12

Mean Green (3-3)	FG-A	3G-A	FT-A	O	D	T	PF	Pts	A	TO	B	S	Min.				
13 Mitchell, Tony	f	4	8	1	5	7	9	4	5	9	3	16	0	3	3	1	34
32 Franklin, Roger	f	1	5	0	0	3	4	4	2	6	2	5	1	2	2	1	21
03 Williams, Alzee	g	4	11	0	0	3	5	1	0	1	2	11	0	1	0	2	33
05 Jones, Chris	g	3	8	0	2	0	0	2	1	3	4	6	2	1	0	1	23
23 Williams, Jordan	g	4	15	0	6	4	5	2	0	2	4	12	0	4	0	0	28
01 Holmen, Jacob	g	1	5	0	2	2	2	2	3	5	2	4	0	0	0	0	15
04 Hardwick, P.J.	g	0	0	0	0	0	1	0	1	1	2	0	2	1	0	0	20
10 Mitchell, Austin	g	0	0	0	0	0	0	0	0	0	0	0	0	0	0	0	1
11 Patton, Justin	g	1	2	1	2	0	0	0	0	0	0	3	0	0	0	1	6
22 Overlander, Clarke	g	1	2	1	2	0	0	0	0	0	0	0	3	0	0	1	8
25 Stojilkovic, Niko	g	0	0	0	0	0	0	0	0	0	0	1	0	0	1	0	4
44 Coleman, Keith	g	2	2	0	0	0	0	1	0	1	1	4	0	1	0	0	7
TEAM								5	1	6						1	
Totals		21	58	3	19	19	26	21	13	34	21	64	5	14	5	7	200

Virginia (4-2)	FG-A	3G-A	FT-A	O	D	T	PF	Pts	A	TO	B	S	Min.				
25 Mitchell, Akil	f	3	5	0	0	2	3	0	4	4	4	8	1	4	0	0	24
32 Atkins, Darion	f	5	10	0	0	0	0	5	4	9	3	10	1	1	2	1	31
02 Jesperson, Paul	g	2	2	1	1	0	0	0	1	1	3	5	2	3	1	1	24
05 Jones, Teven	g	3	6	1	2	6	7	0	1	1	3	13	4	3	0	1	31
12 Harris, Joe	g	3	6	3	4	3	4	0	2	2	3	12	2	1	1	0	21
04 Barmette, Taylor	g	0	0	0	0	0	0	0	0	0	0	0	0	0	0	0	8
10 Tobey, Mike	g	2	2	0	0	1	2	0	0	0	0	5	1	0	0	0	9
11 Nolte, Evan	g	5	5	3	3	0	0	0	4	4	2	13	3	3	0	1	29
23 Anderson, Justin	g	4	10	0	1	6	8	3	1	4	2	14	4	0	1	3	23
TEAM								1	2	3						1	
Totals		27	46	8	11	18	24	9	19	28	20	80	18	15	5	7	200

	1st	2nd	Tot	FG%	3FG%	FT%	Paint	Off/To	2nd	FB	Bench
North Texas	22	42	64	36.2	15.8	73.1	30	21	17	11	14
Virginia	42	38	80	58.7	72.7	75.0	28	18	6	7	32

Officials: Brian Shey (R), Alvin Cox, Evon Burroughs
Attendance: 1,744

7 NORTH TEXAS 59 vs UT ARLINGTON 72
The Super Pit • Denton, Texas • 11/28/12

Mean Green (3-4)	FG-A	3G-A	FT-A	O	D	T	PF	Pts	A	TO	B	S	Min.				
01 Holmen, Jacob	f	2	8	2	7	0	0	0	5	5	2	6	1	1	1	2	23
32 Franklin, Roger	f	4	6	1	1	2	5	2	7	9	5	11	1	2	1	2	31
03 Williams, Alzee	g	4	9	1	2	5	8	1	1	2	3	14	0	2	0	1	37
05 Jones, Chris	g	2	10	0	1	3	4	2	2	4	3	7	5	3	0	6	33
23 Williams, Jordan	g	2	9	0	4	3	4	1	2	3	2	7	0	4	0	0	26
04 Hardwick, P.J.	g	0	0	0	0	0	0	0	0	0	2	0	0	0	0	2	10
11 Patton, Justin	g	1	1	0	0	0	0	0	0	0	0	2	0	0	0	0	4
13 Mitchell, Tony	g	3	13	0	6	6	6	6	3	9	4	12	0	4	4	2	28
22 Overlander, Clarke	g	0	1	0	1	0	0	0	0	0	0	0	0	0	0	0	1
25 Stojilkovic, Niko	g	0	1	0	0	1	0	0	0	0	1	0	0	0	0	0	3
44 Coleman, Keith	g	0	0	0	0	0	0	0	0	0	1	0	0	0	0	0	4
TEAM								4	4							1	
Totals		18	58	4	23	19	28	16	20	36	23	59	7	16	6	15	200

UT Arlington (3-1)	FG-A	3G-A	FT-A	O	D	T	PF	Pts	A	TO	B	S	Min.				
24 Butler, Kevin	f	1	3	0	0	3	5	1	3	4	4	5	1	1	0	2	13
33 Gruszecki, Karol	f	6	10	3	5	2	3	2	2	4	4	17	1	4	0	1	31
35 Edwards, Brandon	f	2	5	0	0	2	2	2	3	5	3	6	0	1	0	0	26
55 Reves, Jordan	f	2	5	0	0	3	6	1	12	13	1	7	0	4	2	2	33
02 White-Miller, Shaq	g	1	6	1	2	1	2	1	1	2	2	4	3	5	0	1	24
02 Davis, Luke	g	0	0	0	0	0	0	0	0	0	0	0	0	0	0	0	1
03 Outler, Jamel	g	4	9	1	2	0	0	0	1	1	2	9	2	0	0	0	18
04 Charles, Drew	g	2	4	0	0	3	4	0	3	3	2	7	1	1	0	1	20
15 McElvain, Kyle	g	0	0	0	0	0	0	0	0	0	0	0	0	0	0	0	1
21 Gaimey, Greg	g	4	8	0	0	3	5	4	0	4	3	11	0	1	0	1	16
25 Catlett, Cameron	g	1	1	0	0	2	2	1	0	1	1	4	4	2	0	2	14
42 Rodgers, Deon	g	1	1	0	0	0	0	0	0	0	1	2	0	0	0	0	3
TEAM								1	5	6						1	
Totals		24	52	5	9	19	29	13	30	43	23	72	12	19	2	10	200

	1st	2nd	Tot	FG%	3FG%	FT%	Paint	Off/To	2nd	FB	Bench
North Texas	31	28	59	31.0	17.4	67.9	20	14	13	10	14
UT Arlington	31	41	72	46.2	55.6	65.5	36	15	9	18	33

Officials: Ray Natili, Bruce Benedict, Paul Sorka
Attendance: 4,832

8 NORTH TEXAS 76 vs LOUISIANA-LAFAYETTE 80
The Super Pit • Denton, Texas • 12/1/12

Mean Green (3-5, 0-1)	FG-A	3G-A	FT-A	O	D	T	PF	Pts	A	TO	B	S	Min.				
13 Mitchell, Tony	f	1	1	0	0	1	2	0	4	4	5	3	0	5	3	1	25
32 Franklin, Roger	f	6	7	0	0	2	4	4	1	5	3	14	0	6	0	0	34
03 Williams, Alzee	g	1	9	0	0	5	6	3	1	4	1	7	2	1	0	0	31
05 Jones, Chris	g	6	12	1	2	10	13	3	2	5	3	23	4	2	0	4	34
23 Williams, Jordan	g	5	12	1	3	0	0										

9 NORTH TEXAS 63 at Saint Louis 67
 Chaifitz Arena • Saint Louis, Mo. • 12/5/12

Mean Green (3-6, 0-1)		FG-A	3G-A	FT-A	O	D	T	PF	Pts	A	TO	B	S	Min.				
01	Holmen, Jacob	f	0	4	0	2	0	0	2	2	0	1	0	0	21			
13	Mitchell, Tony	f	7	12	2	3	2	2	3	5	8	4	18	0	3	0	1	28
32	Franklin, Roger	f	1	10	0	0	4	4	2	2	4	3	6	1	3	0	0	30
03	Williams, Alzee	g	3	5	0	0	2	2	0	2	2	1	8	1	0	0	0	35
05	Jones, Chris	g	8	13	1	1	4	5	1	6	7	2	21	7	6	0	3	37
04	Hardwick, P.J.	g	0	0	0	0	2	2	0	0	0	1	2	0	2	0	2	3
11	Patton, Justin	g	0	0	0	0	0	0	0	0	0	2	0	0	1	0	0	2
22	Overlander, Clarke	g	0	0	0	0	0	0	0	0	0	0	0	0	0	0	0	3
23	Williams, Jordan	g	0	4	0	0	0	0	0	3	3	2	0	0	1	0	0	20
25	Stojiljkovic, Niko	g	2	3	1	1	1	1	0	4	4	2	6	0	0	0	0	14
44	Coleman, Keith	g	1	1	0	0	0	0	1	1	1	1	2	0	0	0	0	7
TEAM																		
Totals		22	52	4	7	15	16	9	26	35	21	63	11	15	0	6	200	

Saint Louis (5-3)		FG-A	3G-A	FT-A	O	D	T	PF	Pts	A	TO	B	S	Min.				
21	EVANS, Dwayne	f	2	3	0	0	5	6	2	2	4	4	9	2	2	1	1	26
32	REMEKUN, Cory	f	2	3	0	0	0	0	2	0	2	5	4	1	1	3	1	24
51	LOE, Rob	c	0	5	0	3	1	2	0	4	4	2	1	0	0	0	0	18
05	JETT, Jordair	g	7	14	1	1	2	5	1	3	4	2	17	4	1	0	1	37
11	MCCALL JR, Mike	g	2	11	2	5	2	2	1	1	2	2	8	7	2	0	1	34
24	ELLIS, Cody	g	3	8	3	6	8	8	0	6	6	2	17	0	0	2	2	28
30	BARNETT, Jake	g	2	5	1	3	0	0	0	0	0	0	5	0	2	0	0	23
54	MANNING, John	g	2	2	0	0	2	2	0	1	1	1	6	0	1	0	0	10
TEAM																		
Totals		20	51	7	18	20	25	7	22	29	18	67	14	9	6	6	200	

	1st	2nd	Tot	FG%	3FG%	FT%	Paint	Off/To	2nd	FB	Bench
North Texas	36	27	63	42.3	57.1	93.8	20	11	7	4	10
Saint Louis	34	33	67	39.2	38.9	80.0	18	13	10	5	28


Officials: Pat Adams, Bryan Anslinger, Jamie Luckie

Attendance: 4,817


RADIO-TV CHART



1 Jacob Holmen
6-8 • 225 • Sr. • F
Whitehouse, Texas




2 Brandon Walton
6-2 • 205 • Sr. • G
Compton, Calif.



3 Alzee Williams
6-4 • 180 • Jr. • G
Dallas



4 P.J. Hardwick
5-10 • 170 • Fr. • G
Miami




5 Chris Jones
6-2 • 202 • So. • G
Garland, Texas




10 Austin Mitchell
6-1 • 180 • Fr. • G
Plano, Texas




11 Justin Patton
6-7 • 200 • Sr. • F
Bossier City, La.




13 Tony Mitchell
6-8 • 235 • So. • F
Dallas




21 T. J. Taylor
6-3 • 220 • So. • G
Denison, Texas




22 Clarke Overlander
6-5 • 210 • Fr. • G
Argyle, Texas




23 Jordan Williams
6-6 • 195 • So. • G
Dallas



25 Niko Stojiljkovic
6-9 • 215 • Sr. • F
Paris, France



32 Roger Franklin
6-5 • 220 • Sr. • G/F
Duncanville, Texas



44 Keith Coleman
6-10 • 245 • So. • F/C
Philadelphia, Penn.



HEAD COACH
Tony Benford



**NORTH TEXAS
BASKETBALL**