

NORTH TEXAS BASKETBALL

Stephen Howard • Asst. Director Media Relations • Office: 940.369.8548 • Cell: 817.793.5199 • stephen.howard@unt.edu

2012-13 SCHEDULE

NOVEMBER

9	at No. 16/15 Creighton	7 p.m.
12	vs. Alabama-Huntsville #	9:30 p.m.
13	vs. Kansas State or Lamar #	7 or 10 p.m.
16	Cameron	7 p.m.
19-23	NIT Season Tip-Off %	TBA
28	UT Arlington	7 p.m.

DECEMBER

1	Louisiana-Lafayette *	7 p.m.
5	at St. Louis	TBA
8	Jackson State	7 p.m.
16	Southeastern Louisiana	1 p.m.
20	Lehigh	7 p.m.
29	at Western Kentucky *	7 p.m.
31	at Middle Tennessee *	7 p.m.

JANUARY

3	Troy *	7 p.m.
5	ULM *	7 p.m.
10	at UALR *	7 p.m.
12	South Alabama *	7 p.m.
17	at FIU *	6:30 p.m.
19	at Florida Atlantic *	6 p.m.
24	Middle Tennessee *	7 p.m.
26	UALR *	7 p.m.
31	at Louisiana-Lafayette *	7 p.m.

FEBRUARY

2	at Arkansas State *	7 p.m.
7	Western Kentucky *	7 p.m.
9	FIU *	7 p.m.
14	at ULM *	7 p.m.
16	at Troy *	7 p.m.
21	Florida Atlantic *	7 p.m.
23	at South Alabama *	7 p.m.
28	Arkansas State *	7 p.m.

MARCH

8-11 Sun Belt Conference Tournament \$

NIT Season Tip-Off (Midwest Regional; Manhattan, Kan.)

% NIT Season Tip-Off (Site & Opponent TBD)

* Sun Belt Conference Game

\$ Sun Belt Tournament - Hot Springs, Ark.

All times Central

NORTH TEXAS AT NO. 16/15 CREIGHTON



North Texas (0-0) at No. 16/15 Creighton (0-0)
 Omaha, Neb. • CenturyLink Center (17,272)
 Nov. 9, 2012 • 7 p.m.
 Radio: MGRN - 88.1 KNTU-FM, 95.3 KHYI-FM
 TV: None
 Webcast: GoCreighton.com
 Series: Tied 4-4
 Last: NT won 108-105 in Denton, TX on Feb. 26, 1977

NORTH TEXAS PROBABLE STARTERS

5	CHRIS JONES 6-2 • 202 • G • SO. GARLAND, TEXAS		PPG: - RPG: - FG%: - FT%: - APG: - MPG: -	4.26 APG average highest by frosh in NT history ... 19th highest scoring frosh in NCAA last year (14.1 PPG) ... 1 board vs Troy from 1st NT triple-double since 1993 ... 19 starts.
3	ALZEE WILLIAMS 6-4 • 180 • G • SO. DALLAS, TEXAS		PPG: - RPG: - FG%: - FT%: - APG: - MPG: -	Led the league with 35.6 minutes per SBC game ... Averaged 15.8 PPG over the last 10 games ... Shot 51.6% from floor in SBC Tourney ... 10 straight in double-figure ... 30 starts.
1	JACOB HOLMEN 6-8 • 225 • F • SR. WHITEHOUSE, TEXAS		PPG: - RPG: - FG%: - FT%: - 3FG%: - MPG: -	All-Sun Belt Tournament team ... Team-high tying 14.0 PPG in the SBC Tourney, including 6-of-9 from 3-point ... Averaged 11.5 PPG over the year's final 8 games ... 22 career starts.
32	ROGER FRANKLIN 6-5 • 220 • G/F • SR. DUNCANVILLE, TEXAS		PPG: - RPG: - FG%: - FT%: - APG: - MPG: -	4 double-doubles in '11-12 tied for 6th most in the SBC ... Ranked 2nd at NT with 5.0 RPG ... Posted 15 double-digit scoring games, including career-high 20 against WKU ... 16 starts.
13	TONY MITCHELL 6-8 • 235 • F • SO. DALLAS, TEXAS		PPG: - RPG: - FG%: - FT%: - BPG: - MPG: -	Preseason All-American ... SBC Preseason POY ... SBC Freshman of Year ... Led SBC with 15.9 PPG, 11.8 RPG, 47.1 3FG%, 3.1 BPG in league games ... 10 double-doubles ... 22 starts.

NORTH TEXAS RESERVES

Pos	No	Name	Ht	Wt	Yr	Hometown	Pts / Reb / Other
G	2	Brandan Walton	6-2	205	Sr.	Compton, Calif.	-
G	4	P.J. Hardwick	5-10	170	Fr.	Miami	-
G	10	Austin Mitchell	6-1	180	Fr.	Plano, Texas	-
F	11	Justin Patton	6-7	200	Sr.	Bossier City, La.	-
G	21	T.J. Taylor	6-3	220	So.	Denison, Texas	-
G	22	Clarke Overlander	6-5	210	Fr.	Argyle, Texas	-
G	23	Jordan Williams	6-6	195	So.	Dallas	-
F	25	Niko Stojiljkovic	6-9	215	Sr.	Paris, France	-
F	44	Keith Coleman	6-10	245	So.	Philadelphia	-



ALL-AMERICAN TONY MITCHELL

- CBS Sports
Preseason All-America (Second Team)
Preseason No. 7 Ranked Player in NCAA

- Sun Belt Conference
Preseason Player of the Year

- Basketball Times Magazine
Featured on Oct. Issue Cover

- Blue Ribbon Report
Preseason All-America (Third Team)

- Athlon Sports
Preseason All-America (Second Team)
No. 3 Inside-Out Player in the Country

- Lindy's Sports
No. 2 Center in the Nation

- SB Nation Online
No. 9 on Top 100 Players in College
Basketball

- LeBron James & Amar'e Stoudemire
Skills Academy Standout

- NBADraftExpress.com
2013 NBA Mock Draft No. 8 Overall Pick



BY THE NUMBERS

 **70** CAREER BLOCKS

 **14.7** CAREER POINTS PER GAME

 **10.3** CAREER REBOUNDS PER GAME

 **10** CAREER DOUBLE-DOUBLES

 **56.7** PERCENT CAREER SHOOTER

 **43.9** CAREER 3-POINT SHOOTER

ATHLETIC MEDIA RELATIONS

Eric Capper - Assoc. AD/Media Relations
940-565-2476 • eric.capper@unt.edu

Stephen Howard - Asst. Director (MBB)
940-369-8548 • 817-793-5199 (cell)
stephen.howard@unt.edu

Media Information

Credentials

Working press credentials can be requested by contacting Stephen Howard (940-369-8548). Full-season and single-game passes will be mailed whenever possible. If not, they will be left at the Will Call table located at Gate C in the Super Pit.

Player Interviews

All interviews with North Texas players must be arranged through the Media Relations Office. Please contact Stephen Howard.

Tony Benford Interviews

All interviews with North Texas head coach Tony Benford must be arranged through the Media Relations Office. Please contact Stephen Howard.

Post-Game Interviews

The Mean Green locker room is closed at all times. Coach Benford and requested players will be available for interviews postgame after a brief cooling off period.

Practice Coverage

North Texas basketball practice is always open to the media. Practice times are usually scheduled for 3:30-6 p.m., and players and coaches are available for interviews prior to each practice, on a prearranged basis through the athletic media relations office.

Quick Facts

Location: Denton, Texas
Founded: 1890
Enrollment: 35,694
Nickname: Mean Green
Colors: Green and White
Home Arena: The Super Pit (10,500)
Affiliation: Division I
Conference: Sun Belt (C-USA 2013-14)
Head Coach: Tony Benford (1st Year)
Record at North Texas: 0-0
Overall Record: Same
Program All-Time Record: 1,063-1,194-1

Quick Hitters

- NT has won 11 straight season opening games - the longest streak in school history.
- NT was 3-1 in overtime games in 2011-12, and Tony Mitchell averaged 24.8 points and 17.5 rebounds in those games.
- NT was tabbed by the league to win the Sun Belt West, and Tony Mitchell was named the Preseason Player of the Year.

Welcome Aboard - Tony Benford, a collegiate coaching veteran of 21 years, took the reigns of the North Texas basketball program for 2012-13. Benford spent the last three years at Marquette, including the 2011-12 season as Buzz Williams' Associate Head Coach. Aside from helping the Golden Eagles reach the NCAA Tournament Sweet 16 in each of the last two years, Benford has coached in 14 total postseason appearances and has recruited and coached five NBA first-round draft picks in his career, which has also included stops at New Mexico, Arizona State and Nebraska.

First-Class Staff - Tony Benford brought a first-class coaching staff with him to NT. The staff, which collectively owns over 100 years of collegiate coaching experience, features Associate Head Coach Rob Evans, who has 205 head coaching wins and 14 postseason appearances at Arizona State and Ole' Miss. Bart Lundy, a veteran of 211 head coaching victories at High Point and Queens, came from Marquette to join Benford's staff as an assistant. David Anwar spent the last six seasons at Nebraska, and is a 12-year collegiate coaching veteran.

All-American - Freshman phenom Tony Mitchell was named a Preseason All-American by several national publications, including CBS Sports, Athlon, Basketball Times and Blue Ribbon Report. He was also named the Sun Belt's Preseason Player of the Year after bringing home Freshman of the Year and All-SBC Tourney honors in '11-12. In SBC play Mitchell led the league in scoring, rebounding, 3-point field goal percentage and blocks, and finished second in field goal percentage. At 14.7 points and 10.3 rebounds, Mitchell joined Kentucky's Anthony Davis as the only freshmen in the country to average a double-double.

Winning Ways - Benford & Co. will be taking over a North Texas program that knows how to win. NT has averaged 21 wins per year over the last six seasons, including five straight 20-win seasons from 2007-11. NT won the 2007 and 2010 Sun Belt titles, and played in the NCAA Tournament in both of those seasons.

INSIDE THE GAME

• Preseason All-Americans Tony Mitchell and Doug McDermott both represented the United States in the 2011 FIBA U19 World Championships. McDermott averaged 11.3 points and 6.1 rebounds per game on 50.6 percent shooting, while Mitchell led the squad with 7.6 boards and 16 total blocks. The two also participated in the prestigious LeBron James and Amar'e Stoudemire Skills Academies.

• No. 16 Creighton opened the season ranked inside the AP Top 25 Poll for the second time in school history. Creighton ended the 2011-12 season ranked 19th in the AP Poll and 20th in the USA Today Coaches Poll. The Jays also earned a AP preseason ranking of 19 prior to the 2006-07 campaign.

• The Mean Green and the Bluejays just missed being Missouri Valley Conference mates. North Texas was a member of the league from 1957-75, while Creighton joined the MVC in 1977-78 - winning the league in its first season. The Jays were also a member of the MVC from 1928-48, opting for independent status inbetween MVC stints.

• North Texas and Creighton have met eight times, and the series is split down the middle at 4-4. In Omaha, the Jays lead 4-2, while the Mean Green leads the Denton series 2-0. The two haven't met since 1977, when they split a February home-and-home. NT did get the last laugh with a 108-105 thrilling win in Denton on Nov. 26, 1977.

• Doug McDermott became the first AP First Team All-American in Creighton's rich history in 2011-12. McDermott was among the national leaders with 22.9 points per game, and added 8.2 boards and 60.1 percent shooting in leading the Jays to the third round of the NCAA Tournament.

• North Texas' last win over an AP ranked opponent came on Feb. 27, 1971 (NT 79 at No. 15 Louisville 73). NT has lost 43 straight games to ranked opponents. NT's all-time record against ranked teams is 5-91.

TALE OF THE TAPE

Mean Green	Bluejays
- PPG	- PPG
- Margin	- Margin
- FG%	- FG%
- 3PT%	- 3PT%
- FT%	- FT%
- Rebound Margin	- Rebound Margin
- Asst. Avg.	- Asst. Avg.
- TO Avg.	- TO Avg.
- Steals Avg.	- Steals Avg.
- Blocks Avg.	- Blocks Avg.

SUN BELT CONFERENCE

SBC STANDINGS

(As of Nov. 9)

WEST DIVISION

Team	Conf.	Overall
UALR	0 0 .000	0 0 .000
Arkansas State	0 0 .000	0 0 .000
Louisiana-Lafayette	0 0 .000	0 0 .000
North Texas	0 0 .000	0 0 .000
ULM	0 0 .000	0 0 .000

EAST DIVISION

Team	Conf.	Overall
Florida Atlantic	0 0 .000	0 0 .000
FIU	0 0 .000	0 0 .000
Middle Tennessee	0 0 .000	0 0 .000
South Alabama	0 0 .000	0 0 .000
Troy	0 0 .000	0 0 .000
Western Kentucky	0 0 .000	0 0 .000

NORTH TEXAS SBC RANKINGS

(As of Nov. 9)

OVERALL RANKINGS

Category	Stat	Rank
Scoring Offense	-	-
Scoring Defense	-	-
Scoring Margin	-	-
Free Throw Pct	-	-
Field Goal Pct	-	-
Defensive Field Goal Pct	-	-
3-Point FG Pct	-	-
Defensive 3-Point FG Pct	-	-
Rebounding Offense	-	-
Rebounding Defense	-	-
Rebounding Margin	-	-
Blocks	-	-
Assists	-	-
Steals	-	-
Turnover Margin	-	-
Assist/Turnover Ratio	-	-
Offensive Rebounds	-	-
Defensive Rebounds	-	-
Defensive Rebound Pct	-	-
Offensive Rebound Pct	-	-
3-Point FG Made	-	-

SUN BELT ONLY RANKINGS

Category	Stat	Rank
Scoring Offense	-	-
Scoring Defense	-	-
Scoring Margin	-	-
Free Throw Pct	-	-
Field Goal Pct	-	-
Defensive Field Goal Pct	-	-
3-Point FG Pct	-	-
Defensive 3-Point FG Pct	-	-
Rebounding Offense	-	-
Rebounding Defense	-	-
Rebounding Margin	-	-
Blocks	-	-
Assists	-	-
Steals	-	-
Turnover Margin	-	-
Assist/Turnover Ratio	-	-
Offensive Rebounds	-	-
Defensive Rebounds	-	-
Defensive Rebound Pct	-	-
Offensive Rebound Pct	-	-
3-Point FG Made	-	-

Tough Schedule - Matchups against No. 16/15 Creighton, the NIT Season Tip-Off, St. Louis and Lehigh got the attention of USA Today, which ranked the NT schedule as the nation's fifth toughest overall, and the best by any mid-major this year.

Third Straight Final - The Mean Green, which fell just two wins shy of its sixth consecutive 20-win season, advanced to the Sun Belt Tournament finals for a third straight year. That makes NT just the third program in Sun Belt history to advance to three straight SBC Tournament finals, and the first since Western Kentucky in 2001-03.

Block Party - Last year, Tony Mitchell set the program's single season blocks record at 70 blocks in just 23 games. He passes Shawnson Johnson, who tallied 69 blocks in 23 games in 2003-04. At 3.04 blocks per game overall, Mitchell's pace was just ahead of Johnson's 3.00 average for the best in NT history.

Killer Camps - Tony Mitchell was one of just 14 collegiate players invited to the prestigious Amar'e Stoudemire Skills Academy in June, and the 6-8 forward was measured with a 7-3 wingspan - the camp's largest. Mitchell's exploits at that camp earned him an invite to the LeBron James Skills Academy in July.

By The Numbers - North Texas returns its top seven scorers from 2011-12, including four double-digit scorers. In fact, the Mean Green will have 86.4 percent of its scoring back for this year. NT also brings back 72.7 percent of its rebounding, 82.3 percent of its blocks and 81.6 percent of its assists.

All-Tourney Team - Tony Mitchell and Jacob Holmen were named to the All-Sun Belt Tournament team. NT is the only program to have multiple players named to the all-tournament team in each of the last three seasons, and has placed a total of seven players in the last three years.

Bringing Them In - Last season NT averaged over 4,000 fans for just the third time in school history and for the first time since 1976-77. The Mean Green finished the year with an average of 4,006 fans per home game after a season-high 6,921 fans attended the home finale. That average ranked third in the Sun Belt in 2011-12 behind only Denver (5,460) and Middle Tennessee (5,035).

Pit Prowess - The reason for the attendance spike has a lot to do with the fact that North Texas has been nearly unbeatable at home. NT is a Sun Belt best 75-17 (.815) at the Super

Pit since the 2006-07 season.

Big Minutes - Alzee Williams played 1,013 minutes in 2011-12, which are the eighth most in school history. Williams joins Josh White (3) George Odufuwa (2), Tristan Thompson (1) and Ben Bell (1) as the only North Texas players since Tony Worrell in 1988 to play over 1,000 minutes in a single season. Williams led the Sun Belt with 35.6 minutes per league game after taking over the bulk of the point guard duties with 13 games remaining.

Can't Stop Holmen - Jacob Holmen simply finished the year on fire. After recording just one double-digit scoring game in the regular season, Holmen scored at least 10 points in all three Sun Belt Tournament game. In fact, Holmen's career-high 21 point burst in the semifinals helped NT advance to its third straight SBC final. He averaged a team-high-tying 14.0 points per game in the SBC Tournament, including a 6-of-9 mark from 3-point, and snagged an All-Tournament team nod.

From Downtown! - Brandan Walton, NT's 3-point assassin, just missed the single season top 10 list for 3-pointers in a season with 54 makes last year. Walton, who shot 36.7 percent from downtown on 147 attempts, hit the game-winning 3-pointer with 8.3 seconds left in the Sun Belt Tournament quarterfinal win over Louisiana-Lafayette.

Forward Thinking - Roger Franklin had a tough assignment to transition from a veteran guard role into a post presence, but the Oklahoma State transfer excelled in 2011-12. Franklin ranked sixth in the Sun Belt with four double-doubles on the year, and finished with averages of 8.2 points and 5.0 rebounds per game. His 15-rebound performance at ULM ranked as the Sun Belt's fifth best outing last year.

Recruiting Class - Joining NT on the court this year is a local hoops hero and a pair of high-major signees. Clarke Overlander, a two-time district MVP at nearby Argyle High School, led the Eagles to their first state championship, and even took home state tournament MVP honors. Big man Keith Coleman was named by Hot100Hoops.com as one of the nation's top-25 junior college players, and originally signed with Nebraska before playing a season at Marshalltown CC (Iowa). Point guard P.J. Hardwick, who originally signed with Mississippi State, was Benford's first signee. He averaged 15 points and 10 assists per game as a senior at Houston's Christian Life Academy.

NORTH TEXAS VS THE NCAA

(Rankings as of Nov. 9)

Category	Rank	Stat
Scoring	-	-
Scoring Def.	-	-
Margin	-	-
FG%	-	-
FG% Def.	-	-
3FG	-	-
3-FG %	-	-
3-FG Def.	-	-
FT %	-	-
Reb. Margin	-	-
Assists	-	-
A/TO	-	-
Blocks	-	-
Steals	-	-
Turnovers	-	-
Turnover Margin	-	-
Fouls	-	-

NT IN TOP 250 INDIVIDUAL

NT Player	Stat	Number	Rank
-----------	------	--------	------

SUN BELT PRESEASON ALL-CONFERENCE TEAMS

First Team

- Will Neighbour (UALR, Jr., Forward)
- Trey Finn (Arkansas State, Sr., Guard)
- Marcos Knight (MTSU, Sr., Guard)
- Tony Mitchell (North Texas, So., Forward)**
- Augustine Rubit (USA, Jr., Forward)

Second Team

- Brandon Peterson (ASU, Sr., Forward)
- Greg Gantt (Florida Atlantic, Sr., Guard)
- JT Sulton (Middle Tennessee, Sr., Forward)
- Bruce Massey (Middle Tennessee, Sr., Guard)
- George Fant (WKU, So., Forward)

Third Team

- Marcus Hooten (Arkansas State, Sr., Guard)
- Raymond Cintron (MTSU, Sr., Guard)
- Javier Carter (South Alabama, Sr., Forward)
- Freddie Goldstein (USA, Sr., Guard)
- T.J. Price (WKU, So., Guard)

Player of the Year

Tony Mitchell (North Texas, So., Forward)

SUN BELT PRESEASON COACHES' POLL

EAST DIVISION

1. Middle Tennessee – 65 points (11)
2. South Alabama – 51 points
3. WKU – 47 points
4. Florida Atlantic – 29 points
5. Troy – 22 points
6. FIU – 17 points

WEST DIVISION

1. North Texas – 55 points (11)
2. Arkansas State – 40 points
3. UALR – 33 points
4. Louisiana-Lafayette – 24 points
5. Louisiana-Monroe – 13 points

NORTH TEXAS MEDIA AVAILABILITY SCHEDULE

Thursday Nov. 8	Friday Nov. 9	Saturday Nov. 10	Sunday Nov. 11	Monday Nov. 12	Tuesday Nov. 13	Wednesday Nov. 14
Travel to Omaha	Creighton game 7 p.m.	Travel to Manhattan, Kan. for NIT Season Tip-Off	NIT Season Tip-Off practice day	Alabama-Huntsville game 9:30 p.m.	Lamar/Kansas State game tipoff TBA	Return to Denton / Practice 3:30-6 p.m. Super Pit
Brief availability at 11 a.m. prior to departure.	Benford & players available postgame.	Benford & players available via phone.	Benford & players available via phone.	Benford & players available postgame.	Benford & players available postgame.	Benford & Players available prior to practice

Media availability subject to change. Please contact Stephen Howard for all requests.

NORTH TEXAS ROSTER

Name	No	Ht	Wt	Class	Pos	Exp	Hometown	Previous School
Jacob Holmen	1	6-8	225	Sr.	F	3L	Whitehouse, Texas	Whitehouse HS
Brandan Walton	2	6-2	205	Sr.	G	1L	Compton, Calif.	Casper College
Alzee Williams	3	6-4	180	Jr.	G	2L	Dallas	Miss. Elite Christian Academy
P.J. Hardwick	4	5-10	170	Fr.	G	HS	Miami	Christian Life Academy
Chris Jones	5	6-2	202	So.	G	1L	Garland, Texas	Lakeview Centennial HS
Austin Mitchell	10	6-1	180	Fr.	G	HS	Plano, Texas	Plano HS
Justin Patton	11	6-7	200	Sr.	F	TR	Bossier City, La.	Grambling State
Tony Mitchell	13	6-8	235	So.	F	1L	Dallas	Pinkston HS
T.J. Taylor	21	6-3	220	So.	G	TR	Denison, Texas	Paris JC/Marquette
Clarke Overlander	22	6-5	210	Fr.	G	HS	Argyle, Texas	Argyle HS
Jordan Williams	23	6-6	195	So.	G	1L	Dallas	Kimball HS
Niko Stojiljkovic	25	6-9	215	Sr.	F	1L	Paris, France	Lon Morris College
Roger Franklin	32	6-5	220	Sr.	G/F	1L	Duncanville, Texas	Oklahoma State
Keith Coleman	44	6-10	245	So.	F	TR	Philadelphia	Marshalltown CC

Head Coach: Tony Benford - Texas Tech, '92 (1st season)
 Associate Head Coach: Rob Evans - New Mexico State, '68
 Assistant Coaches: Bart Lundy - Winthrop, '94 (1st season), David Anwar - Fitchburg State, '98
 Director of Operations: Jeff Luster - Tabor College, '96

PRONUNCIATION GUIDE

- 3 Alzee Williams - "Al - Zee"
- 22 Clarke Overlander - "Clark"
- 25 Niko Stojiljkovic - "Knee-Ko Stoy-Yolk-Uh-Vich"

MEAN GREEN RADIO NETWORK

Every North Texas game will be carried on the Mean Green Radio Network. NT graduate and 1310 The Ticket (KTCK-AM) personality George Dunham will handle the play-by-play duties, with Deputy Athletic Director Hank Dickenson providing analysis. Dickenson will also handle all road play-by-play duties. All MGRN broadcasts can be heard in Denton on 88.1 KNTU-FM, in the DFW area on 95.3 KHYY-FM.



MEAN GREEN SOCIAL MEDIA



TWITTER
 @MeanGreenMBB
 @MeanGreenSports



FACEBOOK
 Facebook.com/MeanGreenMBB
 Facebook.com/MeanGreenSports

NORTH TEXAS' RECORD WHEN

Overall	0-0
Home.....	0-0
Road	0-0
Neutral.....	0-0
Leading at half.....	0-0
Trailing at half	0-0
Tied at half	0-0
Overtime.....	0-0
Last minute lead change	0-0
Five point games	0-0
One or two-point games	0-0
Outshoots Opponent	0-0
Outshot by Opponent.....	0-0
More rebounds	0-0
Less Rebounds.....	0-0
More offensive boards.....	0-0
Less offensive boards.....	0-0
More turnovers.....	0-0
Less turnovers.....	0-0
Player(s) foul out.....	0-0
Opponent(s) foul out	0-0
Has technical foul.....	0-0
Opponent technical foul.....	0-0

Scores:

59 and under	0-0
60-69	0-0
70-79	0-0
80-89	0-0
90-99	0-0
100+	0-0

Opponent Scores:

59 and under	0-0
60-69	0-0
70-79	0-0
80-89	0-0
90-99	0-0
100+	0-0

Shoots:

Under 35%.....	0-0
35-39%.....	0-0
40-44%.....	0-0
45-49%.....	0-0
50%+	0-0

Opponent Shoots:

Under 35%.....	0-0
35-39%.....	0-0
40-44%.....	0-0
45-49%.....	0-0
50%+	0-0

Free Throws:

Under 60%.....	0-0
60-69%.....	0-0
70-79%.....	0-0
80+%	0-0

Free Throw Attempts:

Under 20 Attempts.....	0-0
20-29	0-0
30-39	0-0
40-49	0-0
50+	0-0

Field Goal Attempts:

Under 50 FGA.....	0-0
50-59 FGA.....	0-0
60-69 FGA.....	0-0
70+ FGA	0-0

Season Streaks

Longest Win Streak.....	-
Longest Losing Streak	-
Current Streak	-
Last 10	0-0
Largest Lead.....	-
Largest Deficit.....	-
Largest Deficit Overcome	-
With Seroka (since 08-09).....	75-37

MEAN GREEN 2012-13 ACCOLADES AND HONORS

Tony Mitchell

- Preseason All-America (CBS Sports, Blue Ribbon Report, Lindy's, Basketball Times)
- Sun Belt Conference Preseason Player of the Year
- Preseason First-Team All-Sun Belt
- CBS Sports 2012 Preseason Top 100 College Players (No. 7)
- Basketball Times Oct. Issue Cover Boy
- Athlon Sports No. 3 Inside-Out Player in the Country
- Lindy's No. 2 Center in the Nation
- SB Nation No. 9 on Top 100 Players in College Basketball
- NBA Draft Express 2013 NBA Mock Draft No. 8 Overall Pick

Jordan Williams

- College Sports Madness Preseason All-Sun Belt (First Team)

Chris Jones

- College Sports Madness Preseason All-Sun Belt (First Team)

STARTING LINEUPS & RECORDS

Game	1	2	3	4	5	Result
------	---	---	---	---	---	--------

MEAN GREEN MILESTONE GAMES

Double Figure Points

Double-Doubles

20+ Point Games

30+ Point Games

Three Or More Steals

Double Figure Rebounds

Three Or More Blocks

Five Or More Assists

THE LAST TIME A MEAN GREEN PLAYER ...

Had 30 or more points

30 - Tony Mitchell vs. Denver, 1/21/12

Had 15 or more rebounds

16 - Tony Mitchell vs. UALR, 2/23/12

Had 10 or more assists

10 - Chris Jones vs. Troy, 12/31/11

Had 5 or more blocks

6 - Tony Mitchell vs. Louisiana-Lafayette, 3/4/12

Had 5 or more steals

5 - Rich Young vs. Rice, 11/18/06

Made 90% or more FGA (min 5 att)

1.000 - George Odufuwa vs. UALR (7-7), 2/20/10

Made 80% or more FGA (min 5 att)

.888 - Tony Mitchell vs. Western Kentucky (8-9), 1/12/12

Made 100% FTA (min 5 att)

1.000 - Tony Mitchell vs. Arkansas State (8-8), 3/5/12

Made 90% or more FTA (min 5 att)

.900 - Alzee Williams vs. UALR (9-10), 2/23/12

Made 8 or more 3PT's

8 - Joe Ervin vs. Arkansas, 12/30/98

Had a double-double (pts/rbs)

Tony Mitchell vs. UALR (13 pts / 16 reb), 2/23/12

Had consecutive double-doubles (pts/rbs)

5 - Tony Mitchell vs. ASU (1/28/12), MTSU (2/2/12), FIU (2/9/12),

Florida Atlantic (2/11/12), ULM (2/16/12)

Had a double-double (pts/asst)

Chris Jones vs. Troy (21 pts /10 asst), 12/31/11

Had a triple-double (pts/rbs/asst)

Jesse Ratliff vs. Sam Houston St. (20pts/16reb/10asst), 2/18/93

Had a perfect shooting night (min 5 fg & ft att)

Tristan Thompson vs. Sam Houston St. (6-6 fg/2-2 3fg/6-6 ft), 12/3/08

THE LAST TIME A MEAN GREEN TEAM ...

Scored 100 or more points

107 - vs. Houston Baptist, 2/15/10

Allowed 100 or more points

100 - vs. Oklahoma State, 11/17/08

Scored 50 or fewer points

47 - vs. Arkansas State, 2/24/11

Held an opponent under 50 points

47 - vs. New Orleans, 12/27/11

Won an overtime game

75-67 (OT) - vs. UALR, 2/23/12

Had 50 or more rebounds

52 - vs. La Sierra, 12/02/11

Had 20 or more assists

22 - vs. Western Kentucky, 1/12/12

Had 10 or more steals

15 - vs. South Alabama, 1/5/12

Had 5 or more blocks

5 - vs. Arkansas State, 3/5/12

Five or more players in double-figures

5 - vs. Arkansas State, 3/5/12

Made 60% or higher FGs

.638 - vs. Florida Atlantic (30-47), 2/4/10

Made 50% or higher 3pt FGs

.615 - vs. Arkansas State (8-13), 3/5/12

Made 90% or higher FTs

.947 - vs. La Sierra (18-of-19), 12/02/11

NORTH TEXAS RECORDS WATCH

Career Blocks

1.....119.....	Jeffrey Simpson.....	2004-06
2.....98.....	Quincy Williams.....	2004-08
3.....91.....	Kedrick Hogans.....	2008-Pr.
4.....81.....	Wendell Williams.....	1986-89
5.....76.....	Thomas Gibson.....	1990-92
6.....70.....	Tony Mitchell.....	2011-Pr.
.....70.....	George Odufuwa.....	2009-Pr.
8.....69.....	Shawnson Johnson.....	2003-04
9.....66.....	Harold Stewart.....	2005-09
10.....60.....	Will Smith.....	2000-04
11.....53.....	Jason Miller.....	1999-01

Career Field Goal Percentage

1.....585.....	John Horrocks.....	1981-83
2.....581.....	Terry Bailey.....	1974-76
3.....570.....	Will Smith.....	2000-04
4.....567.....	Tony Mitchell.....	2012-Pr.
5.....561.....	Eric Tramiel.....	2008-10
6.....559.....	Adam Smith.....	1993-95
7.....555.....	Jeffrey Simpson.....	2004-06
8.....554.....	Sean Riley.....	1995-97
9.....544.....	George Odufuwa.....	2008-Pr.
10.....543.....	Keith Wooden.....	2006-08
11.....540.....	Keenan DuBose.....	1985-87

Career 3-Point Field Goal Percentage

1.....439.....	Tony Mitchell.....	2012-Pr.
2.....431.....	George King.....	1993-96
3.....413.....	Chad Elstun.....	1995-97
4.....409.....	Dominique Johnson.....	2008-11
5.....406.....	Rich Young.....	2005-07
6.....396.....	Tristan Thompson.....	2008-11
7.....391.....	Calvin Watson.....	2003-07
.....391.....	Adam McCoy.....	2007-09
9.....377.....	Collin Dennis.....	2007-09
10.....376.....	Isaac Hines.....	2004-06
11.....372.....	Josh White.....	2008-11
.....367.....	Brandan Walton.....	2012-Pr.

HEAD COACH TONY BENFORD



PERSONAL

Birthdate

March 22, 1964

Hometown

Hobbs, N.M.

Alma Mater

Texas Tech, '92

Spouse

Deborah

Children

Audriana, Milena, Tony Jr., Jeremy

COACHING

North Texas

Head Coach (2012-Present)

Marquette

Assoc. Head Coach (2011-12)

Asst. Coach (2008-11)

Nebraska

Asst. Coach (2006-08)

UTEP

Asst. Coach (July 2006)

Arizona State

Assoc. Head Coach (2004-06)

Asst. Coach (1998-04)

New Mexico

Asst. Coach (1992-98)

All Saints School

Head Coach (1988-1991)

PLAYING CAREER

European League

Holland (1986-87)

Chicago Bulls

Training Camp (1986)

Boston Celtics

Fourth Round Draft Pick (1986)

Texas Tech

All-SWC (1986)

SWC Tournament MVP (1986)

Hobbs High School

1982 N.M. State MVP

1982 State Champion

One of the nation's most respected assistant coaches, Tony Benford, has taken the reigns of the North Texas men's basketball program.

A veteran of 20 years in Division I basketball and 14 postseason appearances, Benford served as the associate head coach under Buzz Williams at Marquette last season; his fourth year with the Golden Eagles. During his time at Marquette, Benford helped recruit and coach six All-Big East players, including 2012 Big East Player of the Year Jae Crowder.

Tabbed by Basketball Times, Fox Sports and Hoop Scoop as one of the country's top assistant coaches, Benford also spent time at Nebraska (2006-08), Arizona State (1998-06) and New Mexico (1992-98) developing some of the nation's most talented players.

"I couldn't be more excited about the opportunity of taking over the basketball program at North Texas," Benford said. "I would like to thank Rick Villarreal and President V. Lane Rawlins for this opportunity, and Johnny Jones for doing such a great job in making North Texas a winner. My philosophy is all about the players, and we will do everything in ensure that our players grow in the classroom, the community and on the court."

In his career Benford recruited and coached five NBA first-round draft picks: Garland, Texas; Ike Diogu (Arizona St., '05), Charles Smith (New Mexico, '97), Kenny Thomas (New Mexico, '99), Lazar Hayward (Marquette, '10) and Jimmy Butler (Marquette, '11), as well as three second-round picks in Eddie House (Arizona St., '00), Tommy Smith (Arizona St., '03) and Jeff Pendergraph (Arizona St., '09).

A native of Hobbs, N.M., Benford played collegiately at Texas Tech and was the catalyst for the Red Raiders Southwest Conference regular-season and tournament titles in 1985, and their 1986 SWC Tournament championship. He earned All-Southwest Conference and SWC Tournament MVP honors as a senior. The Boston Celtics selected Benford in the fourth round of the 1986 NBA Draft, and he played professionally in Holland for the 1986-87 season.


With Williams and Benford at the helm at Marquette, the Golden Eagles have reached the NCAA Tournament's Sweet 16 in each of the last two years. Marquette was ranked No. 11 in the final AP poll of 2012, and ranked 31st in the country in scoring offense with an average of 75.4 points per game. MU won at least 20 games and reached the NCAA Tournament in each of Benford's four years with the program.

Before arriving at Marquette, he had spent the previous two campaigns at Nebraska under head coach Doc Sadler. The Huskers collected 37 total victories in the two seasons, highlighted by a trip to the National Invitation Tournament in 2008. The squad posted 20 wins in 2007-08, just the 12th 20-win campaign in the program's 112-year history. North Texas forward Alonzo Edwards was recruited to Nebraska by Benford prior to transferring to Denton.

Benford served on the Arizona State bench as an assistant coach for his first six years in Tempe before being named associate head coach for his last two seasons. Benford helped the Sun Devils to four postseason appearances during his tenure, including earning a spot in the second round of the 2003 NCAA Tournament. While at ASU, Benford recruited Keith Wooden and George Odufuwa to Phoenix before the pair transferred to North Texas and went on to start a combined 143 games for the Mean Green.

In six seasons with New Mexico, Benford helped the Lobos reach five NCAA Tournament bids while winning 73.2 percent of their games (139-51 record). New Mexico picked up a pair of Western Athletic Conference tournament titles in 1993 and 1996, and a regular-season championship in 1994. During his stint with the Lobos, Benford coached the top four scorers in program history, including all-time leading scorer in Kenny Thomas.

As a prep all-star, Benford was a Converse All-American and the New Mexico Player of the Year after pouring in 27.5 points per game as a senior at Hobbs High School. He led Hobbs to the state title in his final season, earning MVP honors of the state championship tournament after posting 29 points in the title game.



1 Jacob Holmen

Forward

**Sr. ▶ 6-8 ▶ 225
Whitehouse, TX ▶
(Whitehouse HS)**

↳ CAREER HIGHS

Points: 21, vs Arkansas State -- 03/05/12
Rebounds: 10, at Louisiana -- 1/27/11
Assists: 4, vs Arkansas State -- 03/05/12
Steals: 2, New Orleans -- 01/09/10; at TROY -- 1/15/11; Sam Houston State -- 12/10/11
Blocks: 2, at Univ. of New Orleans -- 02/11/10; Henderson State -- 11/12/10
FG made: 9, at Florida Atlantic -- 02/11/12
FG attempts: 16, at Florida Atlantic -- 02/11/12
3FG made: 5, vs Arkansas State -- 03/05/12
3FG attempts: 5, vs Arkansas State -- 03/05/12; at Louisiana -- 1/27/11
FT made: 5, Henderson State -- 11/12/10; University of the Southw -- 12/02/09
FT attempts: 6, South Alabama -- 01/21/10; Henderson State -- 11/12/10


2011-12: All-Sun Belt Tournament team ... Team-high tying 14.0 ppg in SBC Tourney, including 6-of-9 from 3-point ... Career 21 point game in semifinal win over ASU (team season-high 5-of-5 from 3-point) ... Tied season high with 8 rebounds vs ULL in quarterfinals ... Averaged 11.5 points over the year's final 8 games ... Exploded for then-career-high 20 points at FAU - all in the 2nd half ... 22 career starts ... Team's top free throw shooting forward at 78.6 percent ... Started opener (first start since 1/16/10) and tallied 8 pts, 8 reb.

↳ 2011-12 STATS

Opponent	Date	gs	min	Total		3-Pointers		Free throws		Rebounds							pts	avg			
				fg-fga	pct	3fg-fga	pct	ft-fga	pct	off	def	tot	avg	pf	a	t/o			blk	stl	
ST. GREGORY'S	11/11/11	*	27	2-7	.286	0-2	.000	4-5	.800	0	8	8	8.0	2	1	2	0	1	8	8.0	
at Texas Tech	11/16/11	*	32	3-9	.333	0-3	.000	0-0	.000	1	1	2	5.0	1	0	1	0	0	6	7.0	
at UT Arlington	11/22/11	*	15	1-4	.250	1-2	.500	0-0	.000	1	1	2	4.0	1	2	2	0	1	3	5.7	
at Loyola Marymount	12/04/11		11	3-6	.500	0-0	.000	0-0	.000	0	0	0	3.0	2	0	0	0	0	6	5.8	
SAM HOUSTON STATE	12/10/11	*	20	3-7	.429	1-1	1.000	2-2	1.000	1	1	2	2.8	3	0	1	0	2	9	6.4	
JACKSON STATE	12/18/11	*	10	0-2	.000	0-0	.000	0-0	.000	2	1	3	2.8	0	0	0	0	0	0	5.3	
LSU	12/22/11		9	1-3	.333	0-1	.000	2-2	1.000	0	2	2	2.7	0	0	0	0	0	4	5.1	
NEW ORLEANS	12/27/11		10	0-4	.000	0-2	.000	1-2	.500	1	2	3	2.8	0	0	0	0	0	1	4.6	
UALR	12/29/11		16	3-5	.600	0-1	.000	0-0	.000	0	2	2	2.7	1	0	0	0	0	6	4.8	
TROY	12/31/11		4	0-1	.000	0-0	.000	0-0	.000	0	0	0	2.4	0	0	1	0	0	0	4.3	
at Louisiana-Lafayette	01/25/12		24	3-8	.375	0-3	.000	0-0	.000	1	1	2	2.4	2	1	3	0	0	6	4.5	
ARKANSAS STATE	01/28/12	*	24	3-7	.429	1-2	.500	2-2	1.000	0	3	3	2.4	1	2	1	0	0	9	4.8	
MIDDLE TENNESSEE	02/02/12		6	0-2	.000	0-1	.000	0-0	.000	0	1	1	2.3	1	1	0	0	1	0	4.5	
at FIU	02/09/12	*	29	1-5	.200	1-2	.500	0-0	.000	2	3	5	2.5	2	3	1	0	0	3	4.4	
at Florida Atlantic	02/11/12	*	43	9-16	.563	0-2	.000	2-2	1.000	1	3	4	2.6	5	0	1	0	0	20	5.4	
ULM	02/16/12	*	18	3-9	.333	1-4	.250	2-3	.667	1	4	5	2.8	0	1	1	0	0	9	5.6	
LOUISIANA-LAFAYETTE	02/18/12		23	3-8	.375	1-2	.500	2-4	.500	5	3	8	3.1	0	0	1	1	0	9	5.8	
at UALR	02/23/12	*	16	2-6	.333	0-1	.000	1-2	.500	0	1	1	2.9	4	1	1	1	0	5	5.8	
at Denver	02/26/12	*	24	3-7	.429	1-1	1.000	0-0	.000	0	4	4	3.0	1	2	4	0	1	7	5.8	
vs Louisiana-Lafayette	03/04/12	*	28	4-9	.444	0-1	.000	2-2	1.000	3	5	8	3.3	0	0	0	0	0	10	6.1	
vs Arkansas State	03/05/12	*	39	8-11	.727	5-5	1.000	0-0	.000	0	4	4	3.3	0	4	1	0	0	21	6.8	
vs Western Kentucky	03/06/12	*	29	4-15	.267	1-3	.333	2-2	1.000	1	3	4	3.3	4	3	1	0	0	11	7.0	
Totals			14	457	59-151	.391	13-39	.333	22-28	.786	20	53	73	3.3	30	21	22	2	6	153	7.0

↳ CAREER STATS

Season	gp-gs	min/avg	Total		3-Point		F-Throws		Rebounds							Scoring				
			fg-fga	pct	fg-fga	pct	ft-fga	pct	off	def	tot	avg	pf	fo	ast	to	blk	stl	pts	avg
2009-10	31-8	420/13.5	59-142	.415	3-23	.130	29-36	.806	27	46	73	2.4	41	1	12	25	7	8	150	4.8
2010-11	26-0	382/14.7	58-134	.433	12-34	.353	24-32	.750	31	47	78	3.0	27	0	12	17	3	5	152	5.8
2011-12	22-14	457/20.8	59-151	.391	13-39	.333	22-28	.786	20	53	73	3.3	30	1	21	22	2	6	153	7.0
TOTAL	79-22	1259/15.9	176-427	.412	28-96	.292	75-96	.781	78	146	224	2.8	98	2	45	64	12	19	455	5.8



2 Brandan Walton

Guard

Sr. ▶ 6-2 ▶ 205
Compton, CA ▶
(Casper College)

↳ CAREER HIGHS

Points: 19, Arkansas State -- 01/28/12
Rebounds: 6, at Louisiana-Lafayette -- 01/25/12; at Florida Atlantic -- 02/11/12;
Assists: 4, at FIU -- 02/09/12
Steals: 3, at UT Arlington -- 11/22/11
Blocks: 1, at South Alabama -- 01/05/12
FG made: 6, at ULM -- 01/14/12; at UALR -- 02/23/12
FG attempts: 16, at UALR -- 02/23/12
3FG made: 5, at ULM -- 01/14/12
3FG attempts: 10, at UALR -- 02/23/12
FT made: 6, Arkansas State -- 01/28/12
FT attempts: 6, Arkansas State -- 01/28/12; at FIU -- 02/09/12

North Texas: Just missed the single season top-10 list for 3-pointers in a season with 54 ... 46.2 percent from 3-point in SBC Tournament ... Game-winning 3-pointer with 8.3 seconds left in QF win over ULL (game-high 16 points) ... Ranked 6th in the SBC with 2.1 3-pointers per league game, and 11th with 41.0 3FG% ... Was 32-of-76 (42.1 percent) from 3-point over season's final 15 games ... Team season-high 5 3-pointers at ULM ... 14 double-figure games, including a career-high 19 points at ASU ... Returned home to LA and tallied 14 points vs La Sierra.

↳ 2011-12 STATS

Opponent	Date	gs	min	Total		3-Pointers		Free throws		Rebounds				Other					pts	avg	
				fg-fga	pct	3fg-fga	pct	ft-fa	pct	off	def	tot	avg	pf	a	t/o	blk	stl			
ST. GREGORY'S	11/11/11		19	3-6	.500	3-6	.500	0-0	.000	1	1	2	2.0	1	0	1	0	0	0	9	9.0
at Texas Tech	11/16/11		9	0-3	.000	0-1	.000	0-0	.000	0	0	0	1.0	1	0	1	0	0	0	0	4.5
at UT Arlington	11/22/11		21	1-3	.333	1-2	.500	1-4	.250	1	1	2	1.3	1	1	0	0	3	4	4.3	
at Mississippi State	11/27/11		21	2-4	.500	2-4	.500	0-0	.000	0	1	1	1.3	3	2	1	0	2	6	4.8	
at Texas	11/29/11		15	2-8	.250	1-6	.167	0-0	.000	1	1	2	1.4	2	3	1	0	1	5	4.8	
vs La Sierra	12/02/11		19	5-8	.625	2-4	.500	2-2	1.000	2	0	2	1.5	2	0	0	0	0	14	6.3	
vs Columbia	12/03/11		19	2-8	.250	0-3	.000	0-0	.000	2	0	2	1.6	2	1	1	0	0	4	6.0	
at Loyola Marymount	12/04/11		19	1-8	.125	0-6	.000	2-2	1.000	1	0	1	1.5	3	0	0	0	0	4	5.8	
SAM HOUSTON STATE	12/10/11		31	1-9	.111	0-5	.000	1-4	.250	4	2	6	2.0	0	0	0	0	2	3	5.4	
JACKSON STATE	12/18/11		10	1-6	.167	0-2	.000	1-3	.333	2	1	3	2.1	0	1	0	0	0	3	5.2	
GRAMBLING STATE	12/20/11		21	3-8	.375	3-6	.500	2-2	1.000	1	3	4	2.3	1	1	0	0	0	11	5.7	
LSU	12/22/11		16	2-6	.333	2-6	.333	3-4	.750	0	1	1	2.2	0	0	0	0	0	9	6.0	
NEW ORLEANS	12/27/11		18	1-6	.167	0-0	.000	0-0	.000	2	2	4	2.3	3	0	2	0	0	2	5.7	
UALR	12/29/11		5	2-2	1.000	2-2	1.000	0-0	.000	0	1	1	2.2	2	0	2	0	0	6	5.7	
TROY	12/31/11	*	29	3-9	.333	3-9	.333	1-2	.500	1	3	4	2.3	1	2	1	0	1	10	6.0	
at South Alabama	01/05/12	*	23	1-5	.200	0-3	.000	0-0	.000	1	4	5	2.5	4	1	0	1	1	2	5.8	
at Arkansas State	01/07/12	*	23	3-8	.375	3-6	.500	0-0	.000	0	1	1	2.4	3	0	1	0	0	9	5.9	
WESTERN KENTUCKY	01/12/12	*	24	3-5	.600	2-3	.667	0-1	.000	0	1	1	2.3	1	3	0	0	2	8	6.1	
at ULM	01/14/12	*	28	6-10	.600	5-8	.625	1-2	.500	1	1	2	2.3	3	1	1	0	1	18	6.7	
DENVER	01/21/12	*	42	4-9	.444	2-7	.286	2-2	1.000	0	0	0	2.2	1	2	4	0	0	12	7.0	
at Louisiana-Lafayette	01/25/12	*	26	4-10	.400	1-4	.250	2-3	.667	3	3	6	2.4	4	1	1	0	0	11	7.1	
ARKANSAS STATE	01/28/12	*	33	5-9	.556	3-5	.600	6-6	1.000	0	3	3	2.4	2	2	1	0	2	19	7.7	
MIDDLE TENNESSEE	02/02/12	*	28	3-9	.333	2-4	.500	1-3	.333	0	3	3	2.4	3	1	2	0	1	9	7.7	
at FIU	02/09/12	*	32	4-12	.333	3-8	.375	4-6	.667	3	2	5	2.5	3	4	0	0	2	15	8.0	
at Florida Atlantic	02/11/12	*	42	4-7	.571	1-4	.250	2-2	1.000	1	5	6	2.7	4	3	7	0	2	11	8.2	
ULM	02/16/12	*	30	2-6	.333	2-5	.400	0-0	.000	0	2	2	2.7	1	1	1	0	2	6	8.1	
LOUISIANA-LAFAYETTE	02/18/12	*	25	0-6	.000	0-3	.000	0-2	.000	0	1	1	2.6	5	0	2	0	0	0	7.8	
at UALR	02/23/12	*	43	6-16	.375	4-10	.400	0-1	.000	0	2	2	2.6	4	1	1	0	0	16	8.1	
at Denver	02/26/12	*	23	4-5	.800	1-2	.500	4-4	1.000	0	2	2	2.6	4	0	1	0	0	13	8.2	
vs Louisiana-Lafayette	03/04/12	*	36	5-10	.500	3-5	.600	3-3	1.000	0	5	5	2.6	1	0	2	0	2	16	8.5	
vs Arkansas State	03/05/12	*	30	4-7	.571	1-4	.250	2-2	1.000	1	0	1	2.6	0	2	2	0	1	11	8.6	
vs Western Kentucky	03/06/12	*	32	5-9	.556	2-4	.500	2-3	.667	1	1	2	2.6	2	2	2	0	0	14	8.8	
Totals			17	792	92-237	.388	54-147	.367	42-63	.667	29	53	82	2.6	67	35	38	1	25	280	8.8

↳ CAREER STATS

Season	gp-gs	min/avg	Total		3-Point		F-Throws		Rebounds				Scoring							
			fg-fga	pct	fg-fga	pct	ft-fa	pct	off	def	tot	avg	pf	fo	ast	to	blk	stl	pts	avg
2011-12	32-17	792/24.8	92-237	.388	54-147	.367	42-63	.667	29	53	82	2.6	67	1	35	38	1	25	280	8.8
TOTAL	32-17	792/24.8	92-237	.388	54-147	.367	42-63	.667	29	53	82	2.6	67	1	35	38	1	25	280	8.8



3 Alzee Williams

Guard

Jr. ▶ 6-4 ▶ 180
 Dallas, TX ▶
 (Mississippi Elite Christian Acad.)

↳ CAREER HIGHS

Points: 29, Middle Tennessee -- 02/02/12
 Rebounds: 7, at Denver -- 02/26/12
 Assists: 5, Arkansas State -- 01/28/12
 Steals: 2, Middle Tennessee -- 02/02/12; at HBU -- 02/15/10; vs Columbia -- 12/03/11
 Blocks: 1, 5 times
 FG made: 10, Middle Tennessee -- 02/02/12
 FG attempts: 19, Middle Tennessee -- 02/02/12
 3FG made: 2, at ULM -- 02/27/10
 3FG attempts: 4, at Loyola Marymount -- 12/04/11
 FT made: 9, Middle Tennessee -- 02/02/12; at UALR -- 02/23/12
 FT attempts: 11, Middle Tennessee -- 02/02/12

North Texas: Led the league with 35.6 minutes per SBC game, and his 1,018 total minutes rank 8th in NT history ... Averaged 15.8 ppg over the last 10 games of the year, which included 29 (MTSU) and 25 (UALR) point outings ... Shot 51.6 percent from the floor in the SBC Tournament and scored a team-high-tying 14.0 ppg ... Ended the year with 10 straight double-figure games ... Game-winning OT tip-in vs Denver ... NT's go-to free throw shooter at 78.8 percent (78-of-99) ... Team-high 30 career starts (all in 2011-12) ... 18 double-figure games ... Game high 17 points at Texas.

↳ 2011-12 STATS

Opponent	Date	qs	min	Total		3-Pointers		Free throws		Rebounds										pts	avg
				fg-fga	pct	3fg-fga	pct	ft-fta	pct	off	def	tot	avg	pf	a	t/o	blk	stl			
ST. GREGORY'S	11/11/11		10	3-3	1.000	0-0	.000	3-3	1.000	0	0	0	0.0	1	1	0	0	1	9	9.0	
at Texas Tech	11/16/11		14	2-4	.500	0-0	.000	2-2	1.000	0	2	2	1.0	0	0	0	0	1	6	7.5	
at UT Arlington	11/22/11	*	17	2-4	.500	0-0	.000	0-0	.000	0	0	0	0.7	1	3	1	0	0	4	6.3	
at Mississippi State	11/27/11	*	22	2-5	.400	1-1	1.000	2-2	1.000	0	0	0	0.5	0	0	0	0	1	7	6.5	
at Texas	11/29/11	*	32	5-9	.556	0-2	.000	7-7	1.000	4	1	5	1.4	0	1	1	0	1	17	8.6	
vs La Sierra	12/02/11	*	21	4-8	.500	1-3	.333	4-4	1.000	2	1	3	1.7	1	1	0	0	0	13	9.3	
vs Columbia	12/03/11	*	32	0-5	.000	0-1	.000	0-0	.000	1	1	2	1.7	1	1	0	1	2	0	8.0	
at Loyola Marymount	12/04/11	*	30	3-10	.300	1-4	.250	3-4	.750	2	1	3	1.9	1	2	1	0	0	10	8.3	
SAM HOUSTON STATE	12/10/11	*	37	2-8	.250	0-0	.000	2-2	1.000	1	3	4	2.1	1	1	1	0	0	6	8.0	
JACKSON STATE	12/18/11	*	33	3-5	.600	1-1	1.000	1-2	.500	1	2	3	2.2	1	3	2	0	0	8	8.0	
GRAMBLING STATE	12/20/11	*	29	1-4	.250	0-1	.000	0-0	.000	1	3	4	2.4	0	1	1	0	1	2	7.5	
LSU	12/22/11	*	32	3-6	.500	0-0	.000	2-2	1.000	0	1	1	2.3	2	0	0	0	1	8	7.5	
NEW ORLEANS	12/27/11	*	28	4-5	.800	1-1	1.000	2-3	.667	0	3	3	2.3	0	1	2	0	1	11	7.8	
UALR	12/29/11	*	36	7-10	.700	0-0	.000	0-0	.000	1	0	1	2.2	2	1	0	0	0	14	8.2	
TROY	12/31/11	*	33	5-10	.500	0-0	.000	2-2	1.000	2	2	4	2.3	0	2	3	0	0	12	8.5	
at South Alabama	01/05/12	*	38	6-9	.667	0-0	.000	3-5	.600	3	0	3	2.4	2	2	2	0	1	15	8.9	
at Arkansas State	01/07/12	*	28	3-5	.600	0-0	.000	0-0	.000	2	1	3	2.4	2	0	1	0	0	6	8.7	
WESTERN KENTUCKY	01/12/12	*	32	1-4	.250	0-0	.000	0-0	.000	1	2	3	2.4	1	1	1	0	1	2	8.3	
at ULM	01/14/12	*	25	2-6	.333	0-1	.000	0-0	.000	0	2	2	2.4	3	2	1	0	1	4	8.1	
DENVER	01/21/12	*	42	2-7	.286	0-0	.000	0-0	.000	1	3	4	2.5	2	1	1	0	0	4	7.9	
at Louisiana-Lafayette	01/25/12	*	40	3-15	.200	0-1	.000	5-7	.714	2	4	6	2.7	3	3	3	0	0	11	8.0	
ARKANSAS STATE	01/28/12	*	29	3-7	.429	0-0	.000	2-2	1.000	0	3	3	2.7	4	5	1	0	0	8	8.0	
MIDDLE TENNESSEE	02/02/12	*	37	10-19	.526	0-0	.000	9-11	.818	0	3	3	2.7	1	1	2	0	2	29	9.0	
at FIU	02/09/12	*	36	5-11	.455	0-1	.000	6-8	.750	0	6	6	2.8	0	4	2	0	1	16	9.3	
at Florida Atlantic	02/11/12	*	46	4-7	.571	0-0	.000	4-6	.667	1	4	5	2.9	1	2	4	0	0	12	9.4	
ULM	02/16/12	*	31	6-8	.750	0-0	.000	0-0	.000	1	3	4	3.0	0	4	1	0	0	12	9.5	
LOUISIANA-LAFAYETTE	02/18/12	*	37	6-16	.375	0-1	.000	0-0	.000	2	3	5	3.0	1	3	0	0	0	12	9.6	
at UALR	02/23/12	*	43	8-14	.571	0-2	.000	9-10	.900	1	5	6	3.1	2	1	2	0	0	25	10.1	
at Denver	02/26/12	*	36	5-12	.417	0-1	.000	0-3	.000	2	5	7	3.3	0	1	2	0	1	10	10.1	
vs Louisiana-Lafayette	03/04/12	*	38	6-14	.429	0-0	.000	2-2	1.000	1	3	4	3.3	2	2	4	1	1	14	10.2	
vs Arkansas State	03/05/12	*	36	4-6	.667	0-0	.000	4-6	.667	1	3	4	3.3	1	1	2	0	0	12	10.3	
vs Western Kentucky	03/06/12	*	38	6-11	.545	0-0	.000	4-6	.667	3	3	6	3.4	0	3	0	0	0	16	10.5	
Totals			30	1018	126-267	.472	5-21	.238	78-99	.788	36	73	109	3.4	36	54	41	2	17	335	10.5

↳ CAREER STATS

Season	gp-gs	min/avg	Total		3-Point		F-Throws		Rebounds				Scoring							
			fg-fga	pct	fg-fga	pct	ft-fta	pct	off	def	tot	avg	pf	fo	ast	to	blk	stl	pts	avg
2009-10	32-0	244/7.6	21-64	.328	5-31	.161	14-22	.636	3	20	23	0.7	19	0	5	18	3	7	61	1.9
2011-12	32-30	1018/31.8	126-267	.472	5-21	.238	78-99	.788	36	73	109	3.4	36	0	54	41	2	17	335	10.5
TOTAL	64-30	1262/19.7	147-331	.444	10-52	.192	92-121	.760	39	93	132	2.1	55	0	59	59	5	24	396	6.2



4 P.J.
Hardwick

Guard

Fr. ▶ 5-10 ▶ 170
Miami, FL ▶
(Houston Christian Life)

↳ CAREER HIGHS

Houston Christian Life Academy: Known for his lightning quick moves, point guard P.J. Hardwick became the first signee of the Tony Benford era ... Averaged 15 points and 10 assists per game as a senior for Christian Life Academy in Houston ...

Originally signed with Mississippi State as a part of the nation's No. 17 ranked recruiting class according to Hoop Scoop ...

Hoop Scoop also listed Hardwick as the No. 250 ranked player in the nation ... As a junior, Hardwick led Christian Life to a 30-1 record while averaging nine points and 12 assists per game ... Rivals.com named Hardwick a three-star recruit.

↳ 2012-13 STATS



5 Chris Jones

Guard

So. ▶ 6-2 ▶ 202
Garland, TX ▶
(Lakeview Centennial HS)

↳ CAREER HIGHS

Points: 31, at Texas Tech -- 11/16/11
Rebounds: 12, St. Gregory's -- 11/11/11
Assists: 10, Troy -- 12/31/11
Steals: 4, 5 times
Blocks: 1, 4 times
FG made: 9, at Texas Tech -- 11/16/11
FG attempts: 21, at Texas Tech -- 11/16/11
3FG made: 5, Jackson State -- 12/18/11
3FG attempts: 6, at UT Arlington -- 11/22/11; at Mississippi State
FT made: 12, at Texas Tech -- 11/16/11
FT attempts: 13, at Texas Tech -- 11/16/11

North Texas: Jones' 4.26 apg average highest by a frosh in NT history (8th overall) ... NCAA's 19th highest scoring frosh at 14.1 ppg ... 1 rebound vs Troy from first NT triple-double since 1993 (21 pts, 9 reb, 10 asst) ... 10 assts vs Troy ranks 12th in school history, most by NT player since 2000 ... College Sports Madness Sun Belt POW (12/12) ... Missed the final 13 games of the year

(Was leading the SBC with 6.0 apg in league games, also ranked top 10 in SBC in pts, asst, steals, A/TO ratio & def rebounds) ... 2.4 steals ranks 21st in NCAA, 3rd in SBC ... 31 points at Texas Tech are the 5th most by a frosh in NT history ... Four games of 20+ points.

↳ 2011-12 STATS

Opponent	Date	qs	min	Total		3-Pointers		Free throws		Rebounds				Other					pts	avg	
				fg-fga	pct	3fg-fga	pct	ft-fta	pct	off	def	tot	avg	pf	a	t/o	blk	stl			
ST. GREGORY'S	11/11/11	*	23	2-9	.222	0-4	.000	0-0	.000	1	11	12	12.0	2	8	4	1	4	4	4.0	
at Texas Tech	11/16/11	*	34	9-21	.429	1-5	.200	12-13	.923	1	3	4	8.0	2	3	4	0	2	31	17.5	
at UT Arlington	11/22/11	*	30	6-13	.462	2-6	.333	6-9	.667	0	3	3	6.3	4	2	8	1	2	20	18.3	
at Mississippi State	11/27/11	*	27	5-11	.455	1-6	.167	1-2	.500	0	1	1	5.0	1	0	4	0	1	12	16.8	
at Texas	11/29/11	*	30	3-14	.214	2-5	.400	0-0	.000	1	3	4	4.8	2	1	2	0	1	8	15.0	
vs La Sierra	12/02/11	*	14	2-6	.333	0-1	.000	3-3	1.000	1	3	4	4.7	2	4	1	0	2	7	13.7	
vs Columbia	12/03/11	*	34	4-7	.571	0-0	.000	5-5	1.000	0	4	4	4.6	3	4	3	0	2	13	13.6	
at Loyola Marymount	12/04/11	*	36	7-17	.412	1-3	.333	7-8	.875	0	6	6	4.8	2	6	1	0	3	22	14.6	
SAM HOUSTON STATE	12/10/11	*	21	6-9	.667	0-2	.000	2-2	1.000	1	1	2	4.4	3	3	5	0	3	14	14.6	
JACKSON STATE	12/18/11	*	29	6-9	.667	5-6	.833	0-0	.000	0	2	2	4.2	3	4	5	1	1	17	14.8	
GRAMBLING STATE	12/20/11	*	25	7-11	.636	1-4	.250	5-6	.833	1	3	4	4.2	3	5	5	0	4	20	15.3	
LSU	12/22/11	*	37	5-10	.500	0-2	.000	5-7	.714	0	5	5	4.3	3	3	7	0	0	15	15.3	
NEW ORLEANS	12/27/11	*	25	6-11	.545	0-2	.000	0-0	.000	0	5	5	4.3	1	2	4	0	3	12	15.0	
UALR	12/29/11	*	35	3-11	.273	0-2	.000	2-7	.286	1	7	8	4.6	1	9	2	0	3	8	14.5	
TROY	12/31/11	*	33	8-13	.615	3-4	.750	2-2	1.000	4	5	9	4.9	2	10	4	0	4	21	14.9	
at South Alabama	01/05/12	*	40	5-16	.313	0-2	.000	2-2	1.000	0	6	6	4.9	2	3	5	1	4	12	14.8	
at Arkansas State	01/07/12	*	27	7-13	.538	2-3	.667	1-1	1.000	0	0	0	4.6	3	5	3	0	4	17	14.9	
WESTERN KENTUCKY	01/12/12	*	32	4-13	.308	0-3	.000	1-2	.500	0	8	8	4.8	1	7	2	0	0	9	14.6	
at ULM	01/14/12	*	26	2-8	.250	0-4	.000	1-2	.500	0	2	2	4.7	0	2	1	0	2	5	14.1	
Totals			19	558	97-222	.437	18-64	.281	55-71	.775	11	78	89	4.7	40	81	70	4	45	267	14.1

↳ CAREER STATS

Season	gp-gs	min/avg	Total		3-Point		F-Throws		Rebounds				Scoring							
			fg-fga	pct	fg-fga	pct	ft-fta	pct	off	def	tot	avg	pf	fo	ast	to	blk	stl	pts	avg
2011-12	19-19	558/29.4	97-222	.437	18-64	.281	55-71	.775	11	78	89	4.7	40	0	81	70	4	45	267	14.1
TOTAL	19-19	558/29.4	97-222	.437	18-64	.281	55-71	.775	11	78	89	4.7	40	0	81	70	4	45	267	14.1



10 Austin Mitchell

Guard

Fr. ▶ 6-1 ▶ 180
Plano, TX ▶
(Plano HS)

Plano HS: Averaged 16.3 points per game as a senior at Plano, which ranked 12th among all players in the DFW area ... Named First-Team All-District 8-5A ... North Texas Basketball Coaches Association 2012 All-Star Game participant ... Also hauled in 2.4 rebounds and 2.5 assists per game as a senior ... Knocked down 19 3-pointers in 26 games ... Helped the Wildcats average 56.0 points per game.

↳ CAREER HIGHS

↳ 2012-13 STATS

**11 Justin Patton****Forward****Sr. ▶ 6-7 ▶ 200
Bossier City, LA ▶
(Grambling State)****↳ CAREER HIGHS**

North Texas: Sat out the 2011-12 season after transferring ... Was Grambling State's leading scorer and rebounder in 2010-11 with 13.2 points and a SWAC leading 7.1 rebounds per game ... Named Second Team All-SWAC ... Louisiana Sports Writers Assn All-Louisiana Second Team selection ... Won two SWAC Player of the Week awards ... Piled up 43 steals and 192 free throw attempts for the Tigers ... Scored a season-best 31 points against Mississippi Valley, and had back-to-back outings of 16 and 17 rebounds in SWAC play ... Dropped in a team-high 26 points on 9-of-18 shooting and added 10 boards against NT.



13 Tony Mitchell

Forward

So. ▶ 6-8 ▶ 235
Dallas, TX ▶
(Pinkston HS)

↳ CAREER HIGHS

Points: 34, at South Alabama -- 01/05/12
Rebounds: 21, at Florida Atlantic -- 02/11/12
Assists: 5, at Florida Atlantic -- 02/11/12
Steals: 2, 6 times
Blocks: 6, 4 times
FG made: 11, at South Alabama -- 01/05/12; Denver -- 01/21/12
FG attempts: 19, Denver -- 01/21/12
3FG made: 3, at South Alabama -- 01/05/12; at ULM -- 01/14/12
3FG attempts: 4, at ULM -- 01/14/12; Middle Tennessee -- 02/02/12
FT made: 12, at Florida Atlantic -- 02/11/12
FT attempts: 15, at Florida Atlantic -- 02/11/12

PRESEASON ALL-AMERICAN

North Texas: Preseason All-American ... Standout at the prestigious LeBron James and Amarè Stoudemire Skills Academies ... Lou Henson Award Finalist (Mid-Major POY) ... Only third player in league history to earn Sun Belt Freshman of the Year & First-Team All-SBC in same season ... One of only 2 freshmen in the NCAA to average a double-double (14.7 PPG, 10.3 RPG) ... First frosh with multiple 30+ point/15+ rebound games since Micheal Beasley (KSU, 2007-08) ... 10.3 RPG average 2nd among freshman nationally (Anthony Davis, UK - 10.4) ... In league-only games, Mitchell led the Sun Belt in PPG (15.9), RPG (11.8), 3FG% (47.1), BPG (3.1), also 2nd in FG% (58.1) ... Set NT single-season blocks record (70), and blocks per game record (3.04) ... 22 pts/21 reb vs FAU - Tied for 9th most rebounds in the NCAA last year, is one of six 21+ reb/20+ pt games in '11-12 ... Sun Belt high 10 double-doubles ... 2nd player in league history to earn three straight SBC Player of the Week awards ... Top scoring (34 pts) & rebounding (21 reb) performances in SBC this year.

↳ 2011-12 STATS

Opponent	Date	gs	min	Total		3-Pointers		Free throws		Rebounds				Other				pts	avg		
				fg-fga	pct	3fg-fga	pct	ft-fta	pct	off	def	tot	avg	pf	a	t/o	blk			stl	
JACKSON STATE	12/18/11		20	6-11	.545	0-1	.000	2-5	.400	4	6	10	10.0	1	3	3	1	2	14	14.0	
GRAMBLING STATE	12/20/11	*	22	4-6	.667	0-0	.000	2-4	.500	1	7	8	9.0	5	1	2	2	0	10	12.0	
LSU	12/22/11	*	27	4-9	.444	0-2	.000	3-5	.600	3	2	5	7.7	4	1	2	1	11	11.7		
NEW ORLEANS	12/27/11	*	23	4-5	.800	0-0	.000	7-8	.875	1	5	6	7.3	4	2	2	3	0	15	12.5	
UALR	12/29/11	*	13	2-3	.667	1-1	1.000	1-3	.333	1	2	3	6.4	5	1	2	1	0	6	11.2	
TROY	12/31/11	*	32	3-6	.500	0-0	.000	0-0	.000	1	7	8	6.7	4	1	3	4	0	6	10.3	
at South Alabama	01/05/12	*	40	11-14	.786	3-3	1.000	9-11	.818	5	11	16	8.0	3	2	3	0	2	34	13.7	
at Arkansas State	01/07/12	*	25	4-6	.667	1-2	.500	0-0	.000	2	6	8	8.0	3	2	3	5	1	9	13.1	
WESTERN KENTUCKY	01/12/12	*	24	8-9	.889	2-3	.667	3-3	1.000	1	12	13	8.6	3	1	5	2	1	21	14.0	
at ULM	01/14/12	*	34	5-10	.500	3-4	.750	2-4	.500	1	8	9	8.6	3	1	4	3	2	15	14.1	
DENVER	01/21/12	*	42	11-19	.579	1-3	.333	7-8	.875	7	10	17	9.4	3	1	3	2	1	30	15.5	
at Louisiana-Lafayette	01/25/12	*	17	3-5	.600	1-2	.500	4-5	.800	2	3	5	9.0	4	0	1	1	1	11	15.2	
ARKANSAS STATE	01/28/12	*	34	8-11	.727	2-3	.667	3-3	1.000	3	12	15	9.5	1	2	1	6	2	21	15.6	
MIDDLE TENNESSEE	02/02/12	*	31	4-11	.364	1-4	.250	7-8	.875	3	8	11	9.6	4	1	4	5	1	16	15.6	
at FIU	02/09/12	*	32	7-9	.778	0-1	.000	3-7	.429	2	10	12	9.7	2	1	2	4	2	17	15.7	
at Florida Atlantic	02/11/12	*	46	5-11	.455	0-1	.000	12-15	.800	4	17	21	10.4	3	5	9	6	2	22	16.1	
ULM	02/16/12	*	27	6-14	.429	1-3	.333	5-10	.500	3	12	15	10.7	0	2	1	6	1	18	16.2	
LOUISIANA-LAFAYETTE	02/18/12	*	26	3-8	.375	0-2	.000	1-2	.500	1	6	7	10.5	4	2	2	1	1	7	15.7	
at UALR	02/23/12	*	35	6-10	.600	0-1	.000	1-1	1.000	7	9	16	10.8	3	2	4	1	0	13	15.6	
at Denver	02/26/12	*	32	4-9	.444	0-1	.000	1-1	1.000	2	10	12	10.9	2	2	3	3	0	9	15.3	
vs Louisiana-Lafayette	03/04/12	*	36	2-6	.333	0-0	.000	1-1	1.000	2	9	11	10.9	1	0	4	6	0	5	14.8	
vs Arkansas State	03/05/12	*	26	1-3	.333	1-1	1.000	8-8	1.000	1	4	5	10.6	4	2	2	4	0	11	14.6	
vs Western Kentucky	03/06/12	*	32	7-13	.538	1-3	.333	3-3	1.000	1	4	5	10.3	4	1	1	2	0	18	14.7	
Totals			22	676	118-208	.567	18-41	.439	85-115	.739	58	180	238	10.3	70	36	65	70	20	339	14.7

↳ CAREER STATS

Season	gp-gs	min/avg	Total		3-Point		F-Throws		Rebounds				Scoring							
			fg-fga	pct	fg-fga	pct	ft-fta	pct	off	def	tot	avg	pf	fo	ast	to	blk	stl	pts	avg
2011-12	23-22	676/29.4	118-208	.567	18-41	.439	85-115	.739	58	180	238	10.3	70	2	36	65	70	20	339	14.7
TOTAL	23-22	676/29.4	118-208	.567	18-41	.439	85-115	.739	58	180	238	10.3	70	2	36	65	70	20	339	14.7

**21** T.J.
Taylor

Guard

So. ▶ 6-3 ▶ 220
Denison, TX ▶
(Paris JC / Marquette)

↳ CAREER HIGHS

North Texas: Is expected to sit out the 2012-13 season after transferring from Marquette ... **Paris Junior College:** Third Team All-America selection by the National Junior College Athletic Association in 2011-12 ... First team all-conference and all-region honoree under head coach Chuck Taylor at Paris Junior College ... Two-time Region 14 Player of the Week ... Helped lead the dragons to the regular season conference title ... posted season averages of 14.0 points, 5.0 rebounds, 3.0 assists and 1.0 steals per game ... was named the team's most valuable player, as well as top performer for all of the programs at Paris.



22 Clarke Overlander

Guard

Fr. ▶ 6-5 ▶ 210
Argyle, TX ▶
(Argyle HS)

↳ CAREER HIGHS

Argyle High School: Led Argyle to a 31-8 record and its first 3A state title as a senior ... Was named the UIL State Tournament MVP after hauling in 14 points, 10 rebounds and four assists in the state title game ... First-Team All-District as a senior, but was named the District 9-3A MVP as both a sophomore and junior ... Is the first known Denton area player to sign a scholarship to play for the Mean Green ... Multiple Texas Association of Basketball Coaches All Region and All-State selections ... Averaged 15.5 points per game as a sophomore, and upped that to 19 per game and 50 percent 3-point percentage as a junior.

↳ 2012-13 STATS



23 Jordan Williams

Guard

So. ▶ 6-6 ▶ 195
Dallas, TX ▶
(Kimball HS)

↳ CAREER HIGHS

Points: 19, Troy -- 12/31/11
Rebounds: 8, at Texas -- 11/29/11; Sam Houston State -- 12/10/11
Assists: 5, vs La Sierra -- 12/02/11
Steals: 4, at Mississippi State -- 11/27/11
Blocks: 2, Western Kentucky -- 01/12/12
FG made: 8, Troy -- 12/31/11
FG attempts: 13, at Loyola Marymount -- 12/04/11; Troy -- 12/31/11
3FG made: 4, at UT Arlington -- 11/22/11
3FG attempts: 8, Troy -- 12/31/11
FT made: 6, at ULM -- 01/14/12
FT attempts: 7, at ULM -- 01/14/12; Jackson State -- 12/18/11

North Texas: Was 48-of-89 (53.9 percent) from inside the 3-point arc ... Averaged 12.4 points per game after moving into "sixth-man" role ... 23 3-pointers second at NT only to Brandan Walton (54) ... Missed the season's final 13 games ... NT's fourth leading rebounder at 4.0 per game ... Posted two clutch steals in OT to help seal win over South Alabama ... 11 double-figure games, including 19 points in 18 minutes vs Troy ... 17 points, 7 rebounds at Loyola Marymount ... 16 points on 6-of-12 shooting in collegiate debut against St. Gregory's ... Was the CollegeSportsMadness.com Preseason Sun Belt Freshman of the Year.

↳ 2011-12 STATS

Opponent	Date	qs	min	Total		3-Pointers		Free throws		Rebounds				Scoring							
				fg-fga	pct	3fg-fga	pct	ft-fta	pct	off	def	tot	avg	pf	a	t/o	blk	stl	pts	avg	
ST. GREGORY'S	11/11/11	*	22	6-12	.500	3-6	.500	1-4	.250	2	3	5	5.0	0	1	1	1	1	16	16.0	
at Texas Tech	11/16/11	*	28	3-9	.333	0-4	.000	0-1	.000	0	3	3	4.0	4	0	0	0	0	6	11.0	
at UT Arlington	11/22/11	*	21	5-9	.556	4-6	.667	3-4	.750	2	1	3	3.7	4	0	4	0	0	17	13.0	
at Mississippi State	11/27/11	*	28	3-12	.250	0-4	.000	4-4	1.000	2	3	5	4.0	2	3	4	0	4	10	12.3	
at Texas	11/29/11	*	30	3-9	.333	2-5	.400	0-0	.000	5	3	8	4.8	3	1	6	1	1	8	11.4	
vs La Sierra	12/02/11	*	18	3-5	.600	1-3	.333	4-4	1.000	1	1	2	4.3	1	5	3	1	3	11	11.3	
vs Columbia	12/03/11	*	26	4-10	.400	0-4	.000	0-0	.000	3	1	4	4.3	2	1	2	0	2	8	10.9	
at Loyola Marymount	12/04/11	*	25	7-13	.538	1-6	.167	2-2	1.000	2	5	7	4.6	2	1	0	0	0	17	11.6	
SAM HOUSTON STATE	12/10/11	*	24	2-8	.250	0-5	.000	0-0	.000	5	3	8	5.0	4	1	2	0	2	4	10.8	
JACKSON STATE	12/18/11	*	31	2-8	.250	1-5	.200	5-7	.714	2	1	3	4.8	3	2	0	1	1	10	10.7	
GRAMBLING STATE	12/20/11	*	28	5-12	.417	2-6	.333	3-4	.750	3	4	7	5.0	1	2	0	0	1	15	11.1	
LSU	12/22/11	*	32	1-6	.167	0-4	.000	3-4	.750	0	3	3	4.8	2	0	5	1	0	5	10.6	
NEW ORLEANS	12/27/11	*	23	4-8	.500	0-1	.000	0-0	.000	2	1	3	4.7	2	1	1	0	0	8	10.4	
UALR	12/29/11	*	33	2-7	.286	1-4	.250	5-6	.833	3	4	7	4.9	1	1	0	1	1	10	10.4	
TROY	12/31/11	*	18	8-13	.615	3-8	.375	0-1	.000	2	0	2	4.7	2	0	4	0	1	19	10.9	
at South Alabama	01/05/12	*	22	1-7	.143	0-3	.000	2-2	1.000	0	0	0	4.4	2	1	3	0	3	4	10.5	
at Arkansas State	01/07/12	*	29	5-10	.500	3-7	.429	2-2	1.000	1	3	4	4.4	3	1	3	0	0	15	10.8	
WESTERN KENTUCKY	01/12/12	*	23	6-9	.667	2-2	1.000	2-2	1.000	1	1	2	4.2	1	2	1	2	0	16	11.1	
at ULM	01/14/12	*	19	1-6	.167	0-1	.000	6-7	.857	0	0	0	4.0	0	2	2	1	1	8	10.9	
Totals			13	480	71-173	.410	23-84	.274	42-54	.778	36	40	76	4.0	39	25	41	9	21	207	10.9

↳ CAREER STATS

Season	gp-gs	min/avg	Total		3-Point		F-Throws		Rebounds				Scoring							
			fg-fga	pct	fg-fga	pct	ft-fta	pct	off	def	tot	avg	pf	fo	ast	to	blk	stl	pts	avg
2011-12	19-13	480/25.3	71-173	.410	23-84	.274	42-54	.778	36	40	76	4.0	39	0	25	41	9	21	207	10.9
TOTAL	19-13	480/25.3	71-173	.410	23-84	.274	42-54	.778	36	40	76	4.0	39	0	25	41	9	21	207	10.9



25 Niko Stojiljkovic

Forward

Sr. ▶ 6-9 ▶ 215
Paris, France ▶
(Lon Morris College)

CAREER HIGHS

Points: 8, at FIU -- 02/09/12; at UT Arlington -- 11/22/11; Sam Houston State -- 12/10/11
Rebounds: 10, Troy -- 12/31/11
Assists: 4, at Arkansas State -- 01/07/12; Troy -- 12/31/11
Steals: 2, Louisiana-Lafayette -- 02/18/12; St. Gregory's -- 11/11/11
Blocks: 1, at South Alabama -- 01/05/12; at Florida Atlantic -- 02/11/12; Sam Houston State - FG made: 4, at FIU -- 02/09/12
FG attempts: 6, at UT Arlington -- 11/22/11
3FG made: 1, at Louisiana-Lafayette -- 01/25/12; Sam Houston State -- 12/10/11
3FG attempts: 2, Sam Houston State -- 12/10/11
FT made: 3, Louisiana-Lafayette -- 02/18/12; at Texas Tech -- 11/16/11; at Mississippi State FT attempts: 6, Louisiana-Lafayette -- 02/18/12

North Texas: Went 4-of-7 (57.1 percent) from the floor in the Sun Belt Tournament ... Earned five starts on the year, and saw action in 31 of 32 games ... Despite ranking 11th at NT in minutes, Niko finished 7th on the team in free throw attempts (25-of-43) and 6th in offensive boards (31) ... Just 1 point shy of being NT's eighth 100 point player on the year (3.2 point per game average) ... 4-of-5 shooting for 8 points at FIU ... 3 points shy of double-double vs Troy - career-high 10 boards ... 8 points, 1 block in 11 minutes vs Sam Houston State ... Grabbed 2.6 rebounds per game, including 5 games of at least 5 boards.

2011-12 STATS

Opponent	Date	gs	min	Total		3-Pointers		Free throws		Rebounds				pf	a	t/o	blk	stl	pts	avg
				fg-fga	pct	3fg-fga	pct	ft-fga	pct	off	def	tot	avg							
ST. GREGORY'S	11/11/11		13	1-2	.500	0-0	.000	2-2	1.000	1	1	2	2.0	2	0	1	0	2	4	4.0
at Texas Tech	11/16/11		8	0-0	.000	0-0	.000	3-4	.750	2	0	2	2.0	1	1	0	0	0	3	3.5
at UT Arlington	11/22/11		11	3-6	.500	0-1	.000	2-2	1.000	2	2	4	2.7	1	0	2	0	0	8	5.0
at Mississippi State	11/27/11	*	24	1-5	.200	0-0	.000	3-4	.750	4	4	8	4.0	3	0	3	0	0	5	5.0
at Texas	11/29/11	*	9	0-2	.000	0-1	.000	1-4	.250	1	1	2	3.6	3	0	1	0	1	1	4.2
vs La Sierra	12/02/11	*	19	1-3	.333	0-0	.000	2-2	1.000	1	6	7	4.2	2	1	1	0	0	4	4.2
vs Columbia	12/03/11	*	5	0-1	.000	0-1	.000	0-0	.000	0	0	0	3.6	2	0	0	0	0	0	3.6
at Loyola Marymount	12/04/11		4	0-1	.000	0-0	.000	2-2	1.000	3	0	3	3.5	0	0	0	0	1	2	3.4
SAM HOUSTON STATE	12/10/11		11	3-4	.750	1-2	.500	1-1	1.000	1	1	2	3.3	2	0	0	1	0	8	3.9
JACKSON STATE	12/18/11	*	11	1-2	.500	0-0	.000	0-0	.000	2	2	4	3.4	0	0	0	0	0	2	3.7
GRAMBLING STATE	12/20/11		14	0-2	.000	0-0	.000	0-2	.000	1	5	6	3.6	2	0	0	0	0	0	3.4
NEW ORLEANS	12/27/11		14	3-5	.600	0-0	.000	0-0	.000	0	1	1	3.4	1	1	2	0	0	6	3.6
UALR	12/29/11		8	0-3	.000	0-0	.000	0-0	.000	0	0	0	3.2	0	1	0	0	0	0	3.3
TROY	12/31/11		15	3-3	1.000	0-0	.000	1-2	.500	2	8	10	3.6	0	4	0	0	0	7	3.6
at South Alabama	01/05/12		15	1-3	.333	0-1	.000	1-1	1.000	0	1	1	3.5	3	0	4	1	1	3	3.5
at Arkansas State	01/07/12		23	1-4	.250	0-1	.000	2-2	1.000	0	4	4	3.5	2	4	0	0	0	4	3.6
WESTERN KENTUCKY	01/12/12		13	2-3	.667	0-1	.000	0-2	.000	1	1	2	3.4	3	3	2	0	1	4	3.6
at ULM	01/14/12		5	1-2	.500	0-0	.000	0-0	.000	0	0	0	3.2	2	0	0	0	0	2	3.5
DENVER	01/21/12		1	0-0	.000	0-0	.000	0-0	.000	0	0	0	3.1	1	0	1	0	0	0	3.3
at Louisiana-Lafayette	01/25/12		10	2-2	1.000	1-1	1.000	0-1	.000	0	0	0	2.9	1	0	0	0	0	5	3.4
ARKANSAS STATE	01/28/12		2	0-1	.000	0-1	.000	0-0	.000	0	0	0	2.8	0	0	0	0	0	0	3.2
MIDDLE TENNESSEE	02/02/12		17	2-2	1.000	0-0	.000	1-2	.500	1	3	4	2.8	2	1	1	0	0	5	3.3
at FIU	02/09/12		16	4-5	.800	0-0	.000	0-0	.000	2	1	3	2.8	3	2	2	0	0	8	3.5
at Florida Atlantic	02/11/12		12	0-2	.000	0-0	.000	0-2	.000	1	0	1	2.8	1	0	1	1	0	0	3.4
ULM	02/16/12		9	1-3	.333	0-0	.000	0-0	.000	2	0	2	2.7	1	2	0	0	0	2	3.3
LOUISIANA-LAFAYETTE	02/18/12		15	1-5	.200	0-0	.000	3-6	.500	2	5	7	2.9	0	0	0	0	2	5	3.4
at UALR	02/23/12		12	1-5	.200	0-0	.000	0-0	.000	1	2	3	2.9	1	0	1	0	0	2	3.3
at Denver	02/26/12		9	0-1	.000	0-0	.000	1-2	.500	0	0	0	2.8	0	2	0	0	0	1	3.3
vs Louisiana-Lafayette	03/04/12		4	2-3	.667	0-0	.000	0-0	.000	1	0	1	2.7	1	0	1	0	1	4	3.3
vs Arkansas State	03/05/12		12	2-3	.667	0-0	.000	0-0	.000	0	2	2	2.7	1	3	1	0	0	4	3.3
vs Western Kentucky	03/06/12		3	0-1	.000	0-0	.000	0-0	.000	0	0	0	2.6	2	0	2	0	1	0	3.2
Totals		5	344	36-84	.429	2-10	.200	25-43	.581	31	50	81	2.6	43	25	26	3	10	99	3.2

CAREER STATS

Season	gp-gs	min/avg	Total		3-Point		F-Throws		Rebounds				Scoring							
			fg-fga	pct	fg-fga	pct	ft-fga	pct	off	def	tot	avg	pf	fo	ast	to	blk	stl	pts	avg
2011-12	31-5	344/11.1	36-84	.429	2-10	.200	25-43	.581	31	50	81	2.6	43	0	25	26	3	10	99	3.2
TOTAL	31-5	344/11.1	36-84	.429	2-10	.200	25-43	.581	31	50	81	2.6	43	0	25	26	3	10	99	3.2



32 Roger Franklin

Guard

Sr. ▶ 6-5 ▶ 220
Duncanville, TX ▶
(Oklahoma State)

↳ CAREER HIGHS

Points: 20, Western Kentucky -- 01/12/12
Rebounds: 15, at ULM -- 01/14/12
Assists: 4, at UALR -- 02/23/12
Steals: 3, at South Alabama -- 01/05/12; at Texas Tech -- 11/16/11
Blocks: 2, at South Alabama -- 01/05/12; Middle Tennessee -- 02/02/12; vs Louisiana-Lafayette
FG made: 6, Western Kentucky -- 01/12/12; at Louisiana-Lafayette -- 01/25/12; vs Columbia -- 12/03/11
FG attempts: 15, vs Columbia -- 12/03/11
3FG made: 1, at Texas -- 11/29/11
3FG attempts: 3, at Texas -- 11/29/11
FT made: 8, Western Kentucky -- 01/12/12; Denver -- 01/21/12
FT attempts: 13, Denver -- 01/21/12


North Texas: Four double-doubles in '11-12 tied for sixth most in the Sun Belt ... 5.0 rebounds per game rank second at NT ... 15 double-digit scoring games, including career-high 20 vs WKU ... Shot 46.2 percent in the SBC Tourney ... Reached double-figures in 9 of last 15 games, including double-doubles in three of those ... Started 16 games, and appeared in all 32 ... 14th in SBC with 5.7 rebounds per league game ... 15 rebounds at ULM are the fifth most by an SBC player ... 11 of 16 blocks came in Sun Belt play ... First double-double at Texas with 13 points, 12 rebounds ... NCAA approved transfer waiver.

↳ 2011-12 STATS

Opponent	Date	gs	min	Total		3-Pointers		Free throws		Rebounds				Other				pts	avg		
				fg-fga	pct	3fg-fga	pct	ft-fta	pct	off	def	tot	avg	pf	a	t/o	blk			stl	
ST. GREGORY'S	11/11/11		15	2-5	.400	0-0	.000	0-0	.000	1	0	1	1.0	1	1	0	0	1	4	4.0	
at Texas Tech	11/16/11		16	2-7	.286	0-2	.000	0-0	.000	2	4	6	3.5	1	1	1	0	3	4	4.0	
at UT Arlington	11/22/11		15	0-2	.000	0-0	.000	0-1	.000	1	1	2	3.0	1	0	3	0	0	0	2.7	
at Mississippi State	11/27/11		11	3-10	.300	0-1	.000	0-0	.000	1	1	2	2.8	2	1	0	1	0	6	3.5	
at Texas	11/29/11		27	4-11	.364	1-3	.333	4-4	1.000	4	8	12	4.6	3	1	2	0	0	13	5.4	
vs La Sierra	12/02/11		14	5-8	.625	0-0	.000	0-0	.000	1	1	2	4.2	2	1	0	1	0	10	6.2	
vs Columbia	12/03/11		37	6-15	.400	0-0	.000	0-1	.000	2	5	7	4.6	3	2	2	0	2	12	7.0	
at Loyola Marymount	12/04/11	*	30	2-5	.400	0-0	.000	0-0	.000	0	4	4	4.5	1	0	0	0	0	4	6.6	
SAM HOUSTON STATE	12/10/11		20	0-3	.000	0-0	.000	0-0	.000	1	0	1	4.1	0	1	1	0	0	0	5.9	
JACKSON STATE	12/18/11		22	5-8	.625	0-0	.000	3-6	.500	2	6	8	4.5	3	0	2	0	1	13	6.6	
GRAMBLING STATE	12/20/11		20	5-9	.556	0-0	.000	4-4	1.000	1	2	3	4.4	2	1	0	0	0	14	7.3	
LSU	12/22/11		18	2-2	1.000	0-0	.000	0-0	.000	1	4	5	4.4	1	2	0	0	1	4	7.0	
NEW ORLEANS	12/27/11		13	3-6	.500	0-0	.000	1-2	.500	2	2	4	4.4	1	1	0	1	0	7	7.0	
UALR	12/29/11		19	4-8	.500	0-0	.000	0-0	.000	0	3	3	4.3	4	1	1	0	0	8	7.1	
TROY	12/31/11	*	24	4-7	.571	0-0	.000	2-3	.667	1	7	8	4.5	3	2	5	1	1	10	7.3	
at South Alabama	01/05/12		29	2-9	.222	0-0	.000	2-2	1.000	2	2	4	4.5	2	2	0	2	3	6	7.2	
at Arkansas State	01/07/12	*	21	3-7	.429	0-0	.000	2-2	1.000	1	2	3	4.4	4	1	1	0	0	8	7.2	
WESTERN KENTUCKY	01/12/12	*	31	6-11	.545	0-0	.000	8-11	.727	2	3	5	4.4	2	3	1	1	0	20	7.9	
at ULM	01/14/12	*	33	5-14	.357	0-0	.000	6-9	.667	4	11	15	5.0	3	2	1	1	0	16	8.4	
DENVER	01/21/12	*	42	5-12	.417	0-0	.000	8-13	.615	3	7	10	5.3	4	1	6	1	0	18	8.9	
at Louisiana-Lafayette	01/25/12	*	29	6-11	.545	0-1	.000	3-4	.750	3	8	11	5.5	1	0	1	0	0	15	9.1	
ARKANSAS STATE	01/28/12	*	23	4-11	.364	0-0	.000	2-2	1.000	1	3	4	5.5	3	1	3	1	0	10	9.2	
MIDDLE TENNESSEE	02/02/12	*	26	1-7	.143	0-0	.000	0-0	.000	1	2	3	5.3	0	0	3	2	2	2	8.9	
at FIU	02/09/12	*	24	0-3	.000	0-0	.000	4-4	1.000	1	2	3	5.3	1	0	4	1	2	4	8.7	
at Florida Atlantic	02/11/12	*	40	5-11	.455	0-0	.000	2-6	.333	1	7	8	5.4	4	0	0	0	0	12	8.8	
ULM	02/16/12	*	17	4-7	.571	0-0	.000	2-2	1.000	1	1	2	5.2	3	1	0	0	1	10	8.8	
LOUISIANA-LAFAYETTE	02/18/12		15	1-7	.143	0-0	.000	0-2	.000	0	1	1	5.1	1	0	1	0	0	2	8.6	
at UALR	02/23/12		25	1-2	.500	0-0	.000	0-1	.000	0	4	4	5.0	3	4	0	0	0	2	8.4	
at Denver	02/26/12	*	27	0-4	.000	0-0	.000	3-4	.750	1	6	7	5.1	0	2	2	1	0	3	8.2	
vs Louisiana-Lafayette	03/04/12	*	27	4-10	.400	0-0	.000	2-3	.667	0	4	4	5.1	4	2	1	2	1	10	8.2	
vs Arkansas State	03/05/12	*	25	5-9	.556	0-0	.000	0-0	.000	1	2	3	5.0	4	1	2	0	0	10	8.3	
vs Western Kentucky	03/06/12	*	19	3-7	.429	0-0	.000	0-0	.000	3	2	5	5.0	4	2	1	0	0	6	8.2	
Totals			16	754	102-248	.411	1-7	.143	58-86	.674	45	115	160	5.0	71	37	44	16	18	263	8.2

↳ CAREER STATS

Season	gp-gs	min/avg	Total		3-Point		F-Throws		Rebounds				Scoring							
			fg-fga	pct	fg-fga	pct	ft-fta	pct	off	def	tot	avg	pf	fo	ast	to	blk	stl	pts	avg
2011-12	32-16	754/23.6	102-248	.411	1-7	.143	58-86	.674	45	115	160	5.0	71	0	37	44	16	18	263	8.2
TOTAL	32-16	754/23.6	102-248	.411	1-7	.143	58-86	.674	45	115	160	5.0	71	0	37	44	16	18	263	8.2



44 Keith Coleman

Forward/Center

So. ▶ 6-10 ▶ 245
Philadelphia, PA ▶
(Marshalltown CC)

↳ CAREER HIGHS

Marshalltown CC: Was rated by Hot100Hoops.com as one of the nation's top-25 junior college players ... Originally signed with Nebraska ... Racked up averages of 8.0 points, 7.1 rebounds and 1.8 assists per game last year for Marshalltown (Iowa) CC ... Will have three years of eligibility remaining for the Mean Green ... Tallied three double-doubles last season for the Tigers, including a 17-point, 13-rebound outing against Southwestern (Iowa) CC ... Shot 57.1 percent from the floor on the year and was named Honorable Mention All-Region XI.

↳ 2012-13 STATS

2011-12 SEASON STATS TEAM/INDIVIDUAL

RECORD:	OVERALL	HOME	AWAY	NEUTRAL
ALL GAMES	18-14	10-4	5-8	3-2
CONFERENCE	9-7	5-3	4-4	0-0
NON-CONFERENCE	9-7	5-1	1-4	3-2

#	Player	gp-gs	min	avg	Total		3-Point		F-Throw		Rebounds				pf	dq	a	to	blk	stl	pts	avg
					fg-fga	fg%	3fg-fga	3fg%	ft-fa	ft%	off	def	tot	avg								
13	Mitchell, Tony	23-22	676	29.4	118-208	.567	18-41	.439	85-115	.739	58	180	238	10.3	70	2	36	65	70	20	339	14.7
05	Jones, Chris	19-19	558	29.4	97-222	.437	18-64	.281	55-71	.775	11	78	89	4.7	40	0	81	70	4	45	267	14.1
23	Williams, Jordan	19-13	480	25.3	71-173	.410	23-84	.274	42-54	.778	36	40	76	4.0	39	0	25	41	9	21	207	10.9
03	Williams, Alzee	32-30	1018	31.8	126-267	.472	5-21	.238	78-99	.788	36	73	109	3.4	36	0	54	41	2	17	335	10.5
02	Walton, Brandan	32-17	792	24.8	92-237	.388	54-147	.367	42-63	.667	29	53	82	2.6	67	1	35	38	1	25	280	8.8
32	Franklin, Roger	32-16	754	23.6	102-248	.411	1-7	.143	58-86	.674	45	115	160	5.0	71	0	37	44	16	18	263	8.2
01	Holmen, Jacob	22-14	457	20.8	59-151	.391	13-39	.333	22-28	.786	20	53	73	3.3	30	1	21	22	2	6	153	7.0
24	Hogans, Kedrick	24-15	395	16.5	36-79	.456	0-0	.000	18-34	.529	45	44	89	3.7	38	1	4	20	13	10	90	3.8
33	Hall, Tyler	23-4	342	14.9	26-73	.356	16-49	.327	6-9	.667	7	38	45	2.0	29	0	22	29	2	12	74	3.2
25	Stojiljkovic, Niko	31-5	344	11.1	36-84	.429	2-10	.200	25-43	.581	31	50	81	2.6	43	0	25	26	3	10	99	3.2
34	Edwards, Alonzo	29-5	251	8.7	26-53	.491	1-1	1.000	15-26	.577	21	34	55	1.9	55	1	7	22	5	7	68	2.3
14	Norris, Trey	31-0	362	11.7	17-55	.309	7-24	.292	9-10	.900	2	33	35	1.1	27	0	35	32	1	9	50	1.6
11	Robinson, Forrest	16-0	96	6.0	12-35	.343	1-8	.125	0-1	.000	2	17	19	1.2	14	0	3	5	2	0	25	1.6
Team											58	40	98		2		9					
Total.....		32	6525		818-1885	.434	159-495	.321	455-639	.712	401	848	1249	39.0	561	6	385	464	130	200	2250	70.3
Opponents.....		32	6527		739-1819	.406	184-585	.315	418-616	.679	348	769	1117	34.9	581	-	335	470	106	245	2080	65.0

TEAM STATISTICS	NT	OPP	Date	Opponent	Score	Att.				
SCORING	2250	2080	11/11/11	ST. GREGORY'S	w	81-52	3175			
Points per game	70.3	65.0	11/16/11	at Texas Tech	L	64-69	8614			
Scoring margin	+5.3	-	11/22/11	at UT Arlington	L	64-97	1388			
FIELD GOALS-ATT	818-1885	739-1819	11/27/11	at Mississippi State	L	59-82	7418			
Field goal pct	.434	.406	11/29/11	at Texas	L	57-73	9488			
3 POINT FG-ATT	159-495	184-585	# 12/02/11	vs La Sierra	w	92-45	360			
3-point FG pct	.321	.315	# 12/03/11	vs Columbia	L	57-72	2195			
3-pt FG made per game	5.0	5.8	# 12/04/11	at Loyola Marymount	w	76-63	1913			
FREE THROWS-ATT	455-639	418-616	12/10/11	SAM HOUSTON STATE	w	53-50	3313			
Free throw pct	.712	.679	12/18/11	JACKSON STATE	w	69-55	3146			
F-Throws made per game	14.2	13.1	12/20/11	GRAMBLING STATE	w	82-40	2732			
REBOUNDS	1249	1117	12/22/11	LSU	L	58-67	6838			
Rebounds per game	39.0	34.9	12/27/11	NEW ORLEANS	w	78-47	2617			
Rebounding margin	+4.1	-	* 12/29/11	UALR	L	66-69	2825			
ASSISTS	385	335	* 12/31/11	TROY	w	87-65	2747			
Assists per game	12.0	10.5	* 01/05/12	at South Alabama	Wot	78-73	1592			
TURNOVERS	464	470	* 01/07/12	at Arkansas State	L	72-75	2276			
Turnovers per game	14.5	14.7	* 01/12/12	WESTERN KENTUCKY	w	84-67	3941			
Turnover margin	+0.2	-	* 01/14/12	at ULM	w	68-55	1166			
Assist/turnover ratio	0.8	0.7	* 01/21/12	DENVER	Wot	75-74	4859			
STEALS	200	245	* 01/25/12	at Louisiana-Lafayette	L	62-64	3673			
Steals per game	6.3	7.7	* 01/28/12	ARKANSAS STATE	w	76-64	3643			
BLOCKS	130	106	* 02/02/12	MIDDLE TENNESSEE	L	66-68	5510			
Blocks per game	4.1	3.3	* 02/09/12	at FIU	w	68-61	798			
ATTENDANCE	56077	63440	* 02/11/12	at Florida Atlantic	Lo2	81-86	1876			
Home games-Avg/Game	14-4006	13-3738	* 02/16/12	ULM	w	86-51	3810			
Neutral site-Avg/Game	-	5-2969	* 02/18/12	LOUISIANA-LAFAYETTE	L	53-57	6921			
Score by Periods	1st	2nd	OT	OT2	Totals					
North Texas	1018	1179	45	8	2250					
Opponents	985	1051	31	13	2080					
						* 02/23/12	at UALR	Wot	75-67	3941
						* 02/26/12	at Denver	L	52-64	4453
						& 03/04/12	vs Louisiana-Lafayette	w	65-62	4365
						& 03/05/12	vs Arkansas State	w	76-72	3708
						& 03/06/12	vs Western Kentucky	L	70-74	4216

* = Conference game

2011-12 GAME-BY-GAME

Opponent	Date	Score	Total		3-Pointers		Free throws		Rebounds			a	t/o	blk	stl	pts	avg			
			fg-fga	pct	3fg-fga	pct	ft-fga	pct	off	def	tot							avg		
ST. GREGORY'S	11/11/11	81-52	W	31-71	.437	7-22	.318	12-20	.600	17	35	52	52.0	16	17	17	2	12	81	81.0
at Texas Tech	11/16/11	64-69	L	23-63	.365	1-16	.063	17-21	.810	15	15	30	41.0	18	6	11	1	12	64	72.5
at UT Arlington	11/22/11	64-97	L	21-53	.396	9-19	.474	13-23	.565	14	16	30	37.3	20	9	24	3	8	64	69.7
at Mississippi State	11/27/11	59-82	L	20-62	.323	5-20	.250	14-16	.875	14	20	34	36.5	21	8	17	3	9	59	67.0
at Texas	11/29/11	57-73	L	19-62	.306	6-25	.240	13-19	.684	22	24	46	38.4	23	8	16	1	6	57	65.0
vs La Sierra	12/02/11	92-45	W	34-64	.531	6-18	.333	18-19	.947	13	39	52	40.7	18	20	13	3	6	92	69.5
vs Columbia	12/03/11	57-72	L	23-65	.354	0-11	.000	11-15	.733	16	13	29	39.0	22	10	10	3	10	57	67.7
at Loyola Marymount	12/04/11	76-63	W	28-68	.412	3-19	.158	17-20	.850	15	22	37	38.8	18	10	4	0	5	76	68.8
SAM HOUSTON STATE	12/10/11	53-50	W	19-55	.345	3-17	.176	12-18	.667	18	19	37	38.6	16	7	15	3	10	53	67.0
JACKSON STATE	12/18/11	69-55	W	25-53	.472	7-16	.438	12-23	.522	15	23	38	38.5	14	14	12	4	6	69	67.2
GRAMBLING STATE	12/20/11	82-40	W	28-57	.491	6-17	.353	20-28	.714	15	31	46	39.2	16	16	12	4	7	82	68.5
LSU	12/22/11	58-67	L	18-44	.409	2-15	.133	20-26	.769	5	24	29	38.3	16	6	14	3	4	58	67.7
NEW ORLEANS	12/27/11	78-47	W	31-59	.525	1-7	.143	15-19	.789	12	30	42	38.6	16	12	14	5	5	78	68.5
UALR	12/29/11	66-69	L	27-57	.474	4-11	.364	8-17	.471	9	23	32	38.1	22	15	9	3	6	66	68.3
TROY	12/31/11	87-65	W	35-65	.538	9-21	.429	8-12	.667	13	34	47	38.7	14	21	23	6	7	87	69.5
at South Alabama	01/05/12	78-73	Wot	28-67	.418	3-13	.231	19-23	.826	15	26	41	38.9	21	11	19	5	15	78	70.1
at Arkansas State	01/07/12	72-75	L	28-58	.483	9-21	.429	7-9	.778	7	21	28	38.2	23	15	17	5	5	72	70.2
WESTERN KENTUCKY	01/12/12	84-67	W	31-55	.564	6-12	.500	16-23	.696	7	34	41	38.4	14	22	15	6	5	84	70.9
at ULM	01/14/12	68-55	W	22-62	.355	8-20	.400	16-24	.667	9	31	40	38.5	18	12	13	5	7	68	70.8
DENVER	01/21/12	75-74	Wot	25-56	.446	6-18	.333	19-25	.760	14	27	41	38.6	15	10	17	3	2	75	71.0
at Louisiana-Lafayette	01/25/12	62-64	L	22-58	.379	3-16	.188	15-22	.682	14	27	41	38.7	22	5	13	2	2	62	70.6
ARKANSAS STATE	01/28/12	76-64	W	27-54	.500	7-13	.538	15-17	.882	7	28	35	38.5	17	15	12	8	6	76	70.8
MIDDLE TENNESSEE	02/02/12	66-68	L	22-55	.400	4-12	.333	18-24	.750	10	22	32	38.3	17	8	17	7	9	66	70.6
at FIU	02/09/12	68-61	W	23-51	.451	5-15	.333	17-25	.680	12	32	44	38.5	12	18	15	5	7	68	70.5
at Florida Atlantic	02/11/12	81-86	Lot	28-58	.483	1-9	.111	24-35	.686	9	40	49	38.9	21	10	27	7	4	81	70.9
ULM	02/16/12	86-51	W	33-69	.478	8-21	.381	12-19	.632	14	34	48	39.3	9	15	8	6	8	86	71.5
LOUISIANA-LAFAYETTE	02/18/12	53-57	L	19-65	.292	4-13	.308	11-24	.458	20	27	47	39.6	22	8	10	3	6	53	70.8
at UALR	02/23/12	75-67	Wot	29-63	.460	6-18	.333	11-16	.688	13	32	45	39.8	25	12	14	2	0	75	71.0
at Denver	02/26/12	52-64	L	20-49	.408	3-7	.429	9-14	.643	9	32	41	39.8	8	10	20	4	4	52	70.3
vs Louisiana-Lafayette	03/04/12	65-62	W	25-60	.417	4-7	.571	11-13	.846	11	28	39	39.8	13	7	15	9	5	65	70.1
vs Arkansas State	03/05/12	76-72	W	27-46	.587	8-13	.615	14-16	.875	5	18	23	39.2	15	13	11	5	1	76	70.3
vs Western Kentucky	03/06/12	70-74	L	27-61	.443	5-13	.385	11-14	.786	12	21	33	39.0	19	15	10	4	1	70	70.3
North Texas		2250		818-1885	.434	159-495	.321	455-639	.712	401	848	1249	39.0	561	385	464	130	200	2250	70.3
Opponents		2080		739-1819	.406	184-585	.315	418-616	.679	348	769	1117	34.9	581	335	470	106	245	2080	65.0

RADIO-TV CHART



1 Jacob Holmen
6-8 • 225 • Sr. • F
Whitehouse, Texas




2 Brandon Walton
6-2 • 205 • Sr. • G
Compton, Calif.



3 Alzee Williams
6-4 • 180 • Jr. • G
Dallas



4 P.J. Hardwick
5-10 • 170 • Fr. • G
Miami




5 Chris Jones
6-2 • 202 • So. • G
Garland, Texas



11 Justin Patton
6-7 • 200 • Sr. • F
Bossier City, La.




13 Tony Mitchell
6-8 • 235 • So. • F
Dallas




21 T. J. Taylor
6-3 • 220 • So. • G
Denison, Texas




22 Clarke Overlander
6-5 • 210 • Fr. • G
Argyle, Texas




23 Jordan Williams
6-6 • 195 • So. • G
Dallas



25 Niko Stojiljkovic
6-9 • 215 • Sr. • F
Paris, France



32 Roger Franklin
6-5 • 220 • Sr. • G/F
Duncanville, Texas



44 Keith Coleman
6-10 • 245 • So. • F/C
Philadelphia, Penn.



HEAD COACH
Tony Benford

