

# NORTH TEXAS

## 2016 SOFTBALL NOTES

NORTH TEXAS SOFTBALL CONTACT: AUSTIN MILLER | CELL PHONE: 770-375-0171 | OFFICE PHONE: 940-565-3671 | EMAIL: AUSTIN.MILLER@UNT.EDU

### 2016 SCHEDULE/RESULTS

DATE	OPPONENT	RESULT/TIME
Feb. 12	at #9 Arizona - ^	L, 9-1 (6)
	vs. Nebraska-Omaha - ^	W, 11-3 (5)
Feb. 13	vs. UC Santa Barbara - ^	L, 6-3
	vs. Southern Utah - ^	W, 6-5
Feb. 14	vs. Purdue - ^	L, 6-1
Feb. 19	vs. Northwestern State - &	10 a.m.
	vs. Liberty - &	12:30 p.m.
Feb. 20	at #21 Baylor - &	12:30 p.m.
	TBA - &	3 or 5 p.m.
Feb. 21	TBA - &	9:30 a.m. or 12 p.m.
Feb. 27	SAM HOUSTON STATE - %	1 p.m.
	CREIGHTON - %	3:30 p.m.
Feb. 28	CREIGHTON - %	11 a.m.
	SAM HOUSTON STATE - %	1 p.m.
Mar. 3	MCNEESE STATE	6 p.m.
Mar. 4	UT MARTIN - \$	3:30 p.m.
Mar. 5	NICHOLLS STATE - \$	2:30 p.m.
	UT MARTIN - \$	4:30 p.m.
Mar. 6	NICHOLLS STATE - \$	11 a.m.
	HOUSTON BAPTIST - \$	1 p.m.
Mar. 9	at #24 Texas	TBA
Mar. 12	at UTSA* (DH)	1/3 p.m.
Mar. 13	at UTSA	1 p.m.
Mar. 15	at Incarnate Word	TBA
Mar. 19	MARSHALL* (DH)	1/3 p.m.
Mar. 20	MARSHALL*	1 p.m.
Mar. 22	at Stephen F. Austin	2/4 p.m.
Mar. 25	at Western Kentucky* (DH)	3/5 p.m.
Mar. 26	at Western Kentucky*	12 p.m.
Mar. 30	at #21 Baylor	6 p.m.
April 2	FIU* (DH)	1/3 p.m.
April 3	FIU*	1 p.m.
April 6	UT ARLINGTON	6 p.m.
April 8	at Kansas - #	5 p.m.
April 9	vs. Georgia Tech - #	11 a.m.
April 9	at Kansas - #	1:30 p.m.
April 10	vs. Georgia Tech - #	9 a.m.
April 13	at #10 Oklahoma	6 p.m.
April 16	at Southern Miss* (DH)	1/3 p.m.
April 17	at Southern Miss*	1 p.m.
April 23	LOUISIANA TECH* (DH)	1/3 p.m.
April 24	LOUISIANA TECH*	1/3 p.m.
April 27	TEXAS TECH (DH)	1/3 p.m.
Apr 30	at UTEP* (DH)	2/4 p.m.
May 1	at UTEP*	2 p.m.
May 7	UAB* (DH)	1/3 p.m.
May 8	UAB*	1 p.m.
May 11-14	Conference USA Tournament	TBA

^ - Hillenbrand Invitational (Tucson, Ariz.)  
 & - Getteman Classic (Waco, Texas)  
 % - North Texas Invitational (Denton, Texas)  
 \$ - Mean Green Spring Fling (Denton, Texas)  
 # - Kansas Round Robin (Lawrence, Kan.)  
 \* - Conference USA game

HOME GAMES INDICATED IN BOLD AND CAPS  
 All times Central and subject to change



**NORTH TEXAS  
 MEAN GREEN  
 (2-3)**

**HEAD COACH: TRACEY KEE**  
 AT NORTH TEXAS: 52-56  
 CAREER: 736-418-1

**Dates:** Feb. 19-21, 2015

**Location:** Waco, Texas

**Venue:** Getteman Stadium

**Capacity:** 1,250

**Live Stats:** XXX

**Twitter Updates:** @MeanGreenSB

**Opponents:**

No. 21 Baylor

Liberty

Northwestern State



### NORTH TEXAS WEEKEND SCHEDULE

Feb. 19	vs. Northwestern State (4-1)	live stats	Waco, Texas	10 a.m.
Feb. 19	vs. Liberty (2-4)	live stats	Waco, Texas	12:30 p.m.
Feb. 20	vs. #21 Baylor (2-1)	live stats	Waco, Texas	12:30 p.m.
Feb. 20	TBD	live stats	Waco, Texas	TBA
Feb. 21	TBD	live stats	Waco, Texas	TBA

### NORTH TEXAS QUICK HITS

- North Texas travels to Waco to compete in the 15th annual Getteman Classic, hosted by Baylor University. This will be their second appearance, posting a 0-5 record during the 2004 event. North Texas (2-3) and Baylor (2-1) are joined in the tournament by Liberty (2-4) and Northwestern State (4-1)
- North Texas opened the 2016 season with a 2-3 weekend at the Hillenbrand Invitational, hosted by the University of Arizona. The Mean Green picked up wins over Nebraska-Omaha and Southern Utah, while falling to No. 13 Arizona, UC Santa Barbara and Purdue during the three-day tournament in Tucson, Arizona.
- Junior shortstop Kelli Schkade earned Conference USA Co-Player of the Week for her stellar weekend at the Hillenbrand Invitational. She hit .529 with three doubles, three home runs, six runs scored and seven RBI for the weekend, tallying a hit in each of the five games, including four multi-hit games.
- North Texas garnered 41 points and was picked to finish 10th of 12 teams in the Conference USA preseason poll. Florida Atlantic, with nine first-place votes and 141 of a maximum 144 points, was tabbed as the favorite.

### 2016 MEAN GREEN

#### BATTING

No.	Name	Pos.	Yr.	B/T	GP-GS	AVG	R	RBI	Notes
3	Harley Perella	UTIL	Fr.	R/R	5-5	.286	3	1	Hit her first career HR vs. Purdue
4	Bailey Thompson	OF	Fr.	L/R	5-5	.091	2	1	Started all five games in centerfield
5	Kay Kay Hayter	UTIL	Fr.	L/R	1-1	.000	0	0	Made first career start vs. Southern Utah
8	Casady Webb	UTIL	Fr.	R/R	4-3	.100	1	2	Tallied first career hit vs. Omaha
9	Kelli Schkade	IF	Jr.	R/R	5-5	.529	6	7	Named C-USA Co-Player of the Week
11	Karly Williams	UTIL	Sr.	R/R	5-5	.333	2	1	Tallied hits in each of the first four games
12	Makenzi Dawson	IF	Fr.	L/R	5-4	.286	2	0	Singled as part of rally vs. Southern Utah
14	Hannah Gerecke	OF	Fr.	R/R	2-1	.000	0	0	Stole first career base vs. Omaha
18	Danielle Gregory	OF	Jr.	R/R	5-5	.333	3	3	Drove in tying runs vs. SUU on 2-RBI 2B
21	Rhyllie Makawe	UTIL	Fr.	R/R	5-5	.385	1	4	Drove in winning run vs. Southern Utah
22	Lauren Miller	INF	So.	R/R	2-1	.000	0	0	Made first career start vs. Purdue
23	Bryana Wade	C	Sr.	R/R	5-5	.167	2	2	Threw out 23 runners in 2014

#### PITCHING

No.	Name	Pos.	Yr.	W-L	ERA	IP	BB	SO	Notes
10	Lauren Craine	RHP	Fr.	0-0	9.55	3.2	3	1	Made first career start vs. Southern Utah
15	Stacey Underwood	RHP	Jr.	1-2	6.42	12.0	6	14	Struck out career-high eight vs. Omaha
17	Jessica Elder	LHP	Jr.	1-1	5.73	14.2	6	4	Holds 2.76 ERA as a reliever

### North Texas Quick Facts

**Founded:** 1890  
**Location:** Denton, Texas  
**Enrollment:** 36, 221  
**President:** Dr. Neal Smatresk  
**Nickname:** Mean Green  
**Colors:** Green and White  
**Affiliation:** Division I-A  
**Conference:** Conference USA  
**Athletic Director:** Rick Villarreal

### Softball Staff

**Head Coach:** Tracey Kee (East Carolina '90)  
**Record at North Texas:** 52-56 (third season)  
**Overall Record:** 736-418-1 (18 seasons)  
**Associate Head Coach:** Natalie Kozlowski (second season)  
**Assistant Coach:** Christina Merrida (second season)  
**Volunteer Assistant Coach:** Greg Higginbotham (first season)  
**Athletic Trainer:** Alex Crawford  
**Softball Office Phone Number:** 940.369.7958

### Facility Information

**Home Field:** Lovelace Stadium  
**Capacity:** 371  
**Pressbox Phone:** 940.369.7777  
**Field Dimensions:** Left Field: 200 ft./Center Field: 220 ft./Right Field: 200 ft.  
**Outfield Fence Height:** 6 ft  
**Record at Lovelace Stadium:** 120-92-1 (nine seasons)

### Softball History

**First Era of Softball:** 1985-88  
**Record:** 37-136  
**First Year in New Era:** 2004  
**Record in New Era:** 294-386-1  
**All-Time Record:** 331-522-1

### 2016 Preview

**2015 Record:** 19-31  
**2015 Conference USA Record:** 11-12 (seventh place in regular season)  
**Conference Tournament Finish:** Tied for fifth  
**Letterwinners Returning/Lost:** 4/13  
**Starters Returning/Lost:** 3/5  
**Pitchers Returning/Lost:** 1/3  
**Newcomers:** 11

### Media Relations Office

**SID:** Austin Miller  
**Office phone:** 940.565.3671  
**Cell phone:** 770.375.0171  
**Email:** Austin.Miller@unt.edu  
**Web Site:** www.meangreensports.com  
**Mailing Address:** North Texas Athletic Department  
 1155 Union Circle #311397  
 Denton, TX 76203  
**Delivery Address:** 1251 South Bonnie Brae  
 Shipping Dock - Denton, TX 76207



**Facebook** www.facebook.com/MeanGreenSB  
**Twitter** @MeanGreenSB  
**Instagram** MeanGreenSB

### ■ Leading Off

North Texas will compete in its second Getteman Classic this week, looking for its first win in the event. The Mean Green is a combined 11-6 against its three opponents this weekend. North Texas is 6-15 against Baylor, splitting the two meetings last year, winning in Waco and losing in Denton. The Mean Green are 5-1 against Northwestern State, winning each of the last five meetings, sweeping a doubleheader in 2012 in their last two meetings North Texas is facing Liberty for the first time.

### ■ North Texas Seeks Repeat Of History

Last year, North Texas traveled to Waco to compete in the Baylor Invitational. There, they pulled off a historic 1-0 upset of No. 7 Baylor. Karly Williams laid down a sacrifice bunt to move the would-be winning run to second, and Bryana Wade drove in the would-be winning run with an RBI double. It was the first win over a top-10 ranked team in school history and improved the Mean Green to 9-83 all-time against top-25 teams. North Texas had been 0-30 in games against top-10 ranked teams entering the matchup.

### ■ Scorching Schkade

As part of her 9-for-17 weekend that saw her earned Conference USA Co-Player of the Week honors, Schkade led off the 2016 season with a solo blast against No. 13 Arizona, becoming the first player in school history to hit a home run in the team's first at-bat of the season. On opening day, against No. 13 Arizona and Nebraska-Omaha, Schkade went 4-for-7 with a double, three home runs, three runs scored and five RBI. On Saturday, in the 6-5 come-from-behind win over Southern Utah, Schkade delivered with a two-RBI double as part of a five-run rally in the bottom of the seventh inning.



### 2016 Conference USA Softball



### STANDINGS (as of Feb 14, 2016)

Team	C-USA			Overall			Last 10	Streak		
	W	L	T	W	L	T			Pct	
FLORIDA ATLANTIC	0	0	0	.000	5	0	0	1.000	5-0	W 5
CHARLOTTE	0	0	0	.000	3	0	0	1.000	3-0	W 3
MARSHALL	0	0	0	.000	2	0	0	1.000	2-0	W 2
FIU	0	0	0	.000	4	1	0	.800	4-1	W 4
WKU	0	0	0	.000	3	1	0	.750	3-1	W 2
MIDDLE TENNESSEE	0	0	0	.000	2	3	0	.400	2-3	L 2

Team	C-USA			Overall			Last 10	Streak		
	W	L	T	W	L	T			Pct	
LOUISIANA TECH	0	0	0	.000	3	2	0	.600	3-2	L 1
SOUTHERN MISS	0	0	0	.000	2	3	0	.400	2-3	L 1
NORTH TEXAS	0	0	0	.000	2	3	0	.400	2-3	L 1
UTEP	0	0	0	.000	2	3	0	.400	2-3	L 2
UTSA	0	0	0	.000	2	3	0	.400	2-3	L 1
UAB	0	0	0	.000	1	4	0	.200	1-4	L 2

### 2016 ROSTER

No.	Name	Ht.	Yr.	Pos.	B/T	Hometown/Previous School
10	Lauren Craine	5-7	Fr.	P	R/R	Aledo, TX (Aledo HS)
12	Makenzi Dawson	5-8	Fr.	IF	L/R	Robinson, TX (Robinson HS)
17	Jessica Elder	5-6	Jr.	P	R/L	Cedar Park, TX (Howard College)
14	Hannah Gerecke	5-7	Fr.	OF	R/R	La Grange, TX (La Grange HS)
18	Danielle Gregory	5-7	Jr.	OF	R/R	Winnsboro, TX (McLennan CC)
5	Kay Kay Hayter	5-6	Fr.	UT	L/R	Garrison, TX (Garrison HS)
21	Rhyllie Makawe	5-5.5	Fr.	UT	R/R	Aledo, TX (Aledo HS)
22	Lauren Miller	5-11	So.	IF	R/R	Blanchard, OK (East Central University)
3	Harley Perella	5-5	Fr.	UT	R/R	Frisco, TX (Heritage HS)
12	Kelli Schkade	5-7	Jr.	IF	R/R	Albany, TX (Missouri)
4	Bailey Thompson	5-4	Fr.	OF	L/R	Edmond, OK (Deer Creek HS)
15	Stacey Underwood	5-10	Jr.	P	R/R	Hico, TX (McLennan CC)
23	Bryana Wade	5-8	Sr.	C	R/R	Choctaw, OK (Mount St. Mary HS)
8	Casady Webb	5-4	Fr.	UT	R/R	Davis, OK (Davis HS)
11	Karly Williams	5-7	Sr.	UT	R/R	Castroville, TX (Medina Valley HS)



**CONFERENCE USA PRESEASON POLL ANNOUNCED**

Florida Atlantic, with nine first place votes and 141 of a maximum possible 144 points, has been tabbed as the favorite to take the 2016 Conference USA softball crown, as selected by the league's 12 head coaches. UAB's Caitlin Attfield, the reigning 2015 C-USA player of the year, was named the 2016 preseason player of the year. For the second-consecutive season, Florida Atlantic snagged preseason pitcher of the year honors, thanks to junior ace Kylee Hanson.

After finishing second to WKU in both regular season and tournament action a year ago, the Owls look poised to reload and get over the hump in 2016. Joan Joyce's squad returns 12 of 16 players from her 2015 roster, including a scary pitching duo of Hanson and Amanda Wilson, who shutout eventual national champion Florida through seven innings in the Gainesville regional last year.

Marshall, voted a close second in the poll, picked up two first place votes and landed a league-most four athletes on the preseason All-Conference USA squad. The Thundering Herd return a stock of talent including 2015 C-USA freshman of the year Elicia D'Orazio, Team USA member Morgan Zerkle and 33-game winner Jordan Dixon.

After nearly knocking off the eventual C-USA champion Lady Toppers in the semifinals in 2015, UAB is slated to challenge for this year's championship once again after being tabbed third in the preseason poll. Head coach Marla Townsend has the Blazers aimed at a return trip to the NCAA Tournament (2014), led by Conference USA preseason player of the year Attfield and preseason All-C-USA member Sara Beth Williamson, both of which earned first team honors at the conclusion of last season.

The 2016 Conference USA Championship is slated to take place May 11-14 at Lovelace Stadium, hosted by North Texas, in Denton, Texas. The league's top eight teams in the final regular season standings qualify for the tournament, with the first round being a single elimination format and the quarterfinals/semifinals being a double elimination format. The championship game will be televised live nationally by CBS Sports Networks.

**CONFERENCE USA  
PRESEASON POLL**

1. Florida Atlantic (9)
2. Marshall (2)
3. UAB
4. UTSA (1)
5. Louisiana Tech
6. FIU
7. Charlotte
8. WKU
9. UTEP
10. North Texas
11. Middle Tennessee
12. Southern Miss

**USA Today/NFCA Coaches Top 25  
WEEK 1**

Rank	Team	Record	Last Poll
1.	Florida (31)	4-0	1
2.	Michigan	4-1	2
3.	Auburn (1)	5-0	4
4.	LSU	4-1	3
5.	Alabama	4-1	6
6.	Oregon	5-1	7
7.	Louisiana-Lafayette	5-0	11
8.	UCLA	4-1	7
9.	Arizona	6-0	13
10.	Georgia	4-0	12
11.	Washington	4-0	20
12.	Tennessee	4-2	8
13.	Florida State	4-1	10
14.	Oklahoma	3-2	9
15.	UCF	4-1	17
16.	Missouri	0-0	15
17.	Arizona State	6-0	22
18.	Kentucky	3-1	18
19.	James Madison	4-1	19
20.	Minnesota	3-2	20
21.	Baylor	2-1	16
22.	California	3-1	21
23.	South Alabama	5-0	25
24.	Fresno State	5-0	RV
25.	Texas A&M	4-1	RV

Others Receiving Votes: Texas, Notre Dame, Florida Atlantic, Mississippi State, North Carolina State, Long Beach State, North Dakota State, North Carolina, Oregon State

**ESPN.com/USA Softball Top 25  
WEEK 1**

Rank	Team	Record	Last Poll
1.	Florida (19)	4-0	1
2.	Michigan	4-1	2
3.	Auburn	5-0	6
4.	LSU	4-1	3
5.	Oregon	5-1	4
6.	Alabama	4-1	5
7.	UCLA	4-1	7
8.	Louisiana-Lafayette	5-0	11
9.	Washington (1)	4-0	19
T10.	Arizona	6-0	15
T10.	Oklahoma	3-2	8
12.	Georgia	4-0	14
13.	Missouri	0-0	12
14.	Tennessee	4-2	9
15.	Florida State	4-1	10
16.	UCF	4-1	17
17.	Arizona State	6-0	20
18.	Minnesota	3-2	13
19.	Kentucky	3-1	18
20.	James Madison	4-1	21
21.	Baylor	2-1	16
22.	Fresno State	5-0	RV
23.	Texas A&M	4-1	24
24.	Texas	5-0	RV
25.	California	3-1	22

Others Receiving Votes: South Alabama, Utah, Mississippi State, USC Upstate, North Carolina State, Ohio State, Long Beach State, Texas State

**2016 C-USA SOFTBALL PRESEASON TEAM**

Player	School	Pos.	Class	Hometown
Kylee Hanson	Florida Atlantic	P	Jr.	Jupiter, Fla.
Jordan Dixon	Marshall	P	Jr.	Edmond, Okla.
Lexi Betancourt	Charlotte	P	Sr.	Garner, N.C.
Krysta Tutsch	Louisiana Tech	C	Sr.	Davenport, Iowa
Morgan Harris	Middle Tennessee	C	So.	Cookeville, Tenn.
Caitlin Attfield	UAB	IF	Sr.	Niagara Falls, N.Y.
Stephanie Teixeira	FIU	IF	Jr.	Miami, Fla.
Sara Beth Williamson	UAB	IF	Sr.	Gardendale, Ala.
Emily Lochten	Florida Atlantic	IF	So.	Lake Worth, Fla.
Elicia D'Orazio	Marshall	IF	So.	Clermont, Fla.
Morgan Zerkle	Marshall	OF	Jr.	Milton, W. Va.
Kendall Burton	UTSA	OF	So.	Missouri City, Texas
Kaelynn Greene	Marshall	OF	Sr.	Eastvale, Calif.
Christina Martinez	Florida Atlantic	OF	Sr.	Miami, Fla.
Kawehiokalani Netane	UTEP	DP/UT	Sr.	Orlando, Fla.

**2016 PRESEASON PLAYER OF THE YEAR**

Caitlin Attfield, UAB, Sr.

**2016 PRESEASON PITCHER OF THE YEAR**

Kylee Hanson, Florida Atlantic, Jr.

**MEAN GREEN CATEGORY LEADERS**

**BATTING AVERAGE**

Kelli Schkade.....	529
Rhylie Makawe.....	385
Danielle Gregory.....	333
Karly Williams.....	333

**AT-BATS**

Kelli Schkade.....	17
Karly Williams.....	15
Danielle Gregory.....	15

**RUNS**

Kelli Schkade.....	6
Harley Perella.....	3
Danielle Gregory.....	3

**HITS**

Kelli Schkade.....	9
Karly Williams.....	5
Danielle Gregory.....	5
Rhylie Makawe.....	5

**DOUBLES**

Kelli Schkade.....	3
Danielle Gregory.....	2
Karly Williams.....	1

**HOME RUNS**

Kelli Schkade.....	3
Harley Perella.....	1
Bryana Wade.....	1

**RBI**

Kelli Schkade.....	7
Rhylie Makawe.....	4
Danielle Gregory.....	3

**TOTAL BASES**

Kelli Schkade.....	21
Harley Perella.....	7
Danielle Gregory.....	7

**ON BASE PERCENTAGE**

Kelli Schkade.....	.556
Rhylie Makawe.....	.438
Danielle Gregory.....	.412

**SLUGGING PERCENTAGE**

Kelli Schkade.....	1.235
Harley Perella.....	.500
Danielle Gregory.....	.467

**WINS**

Jessica Elder.....	1
Stacey Underwood.....	1

**EARNED RUN AVERAGE**

Jessica Elder.....	5.73
--------------------	------

**INNINGS PITCHED**

Jessica Elder.....	14.2
--------------------	------

**STRIKEOUTS**

Stacey Underwood.....	14
-----------------------	----

**OPPOSING BATTING AVERAGE**

Stacey Underwood.....	.327
-----------------------	------

**■ Offense By The Numbers**

As a team, North Texas is hitting .279 with a .331 on-base percentage and .442 slugging percentage for the season, scoring 22 runs in five games at the Hillenbrand Invitational. Led by Schkade, four different players are hitting over .300. Freshman first baseman Rhylie Makawe (.385) and junior outfielder Danielle Gregory (.333) each recorded two multi-hit games, while senior second baseman Karly Williams tallied a base hit in each of the first four games.

**■ Elder Brings Relief**

Junior left-hander Jessica Elder, after making her first career start against No. 13 Arizona, excelled in a relief role for North Texas at the Hillenbrand Invitational. In her three appearances, she posted a 2.76 ERA, giving up five runs and scattering 13 hits with three walks and four strikeouts in 12.2 innings. For the season, including both starts and relief appearances, she leads the team with a 5.73 ERA in 14.2 innings.

**■ Repeat Performance In The Field**

The nation's fifth-best fielding team in 2015, North Texas is off to another great start, fielding at .992 clip in 2016, recording 91 putouts, 28 assists and just one error in 120 fielding chances. Senior catcher Bryana Wade also threw out both runners who attempted to steal a base during the weekend.

**■ Seventh-Inning Rally**

Behind a five-run seventh inning, North Texas rallied past Southern Utah for their second win at the Hillenbrand Invitational. Kelli Schkade, Danielle Gregory and Rhylie Makawe were a combined 6-for-11 with three doubles, three runs scored and six RBI in the contest, with Gregory tying the game on a 2-RBI single and Makawe driving in the game-winning run with an RBI single.

**■ Power-Five Competition**

North Texas will face its first third of eight power-five conference opponents in No. 21 Baylor from the Big 12 Conference. The Mean Green enter the weekend 20-74 all-time against Big 12 opponents, including a 6-15 mark against Baylor. North Texas lost to Arizona and Purdue earlier this season, and they will play Texas, Kansas, Georgia Tech and No. 8 Oklahoma later in the season.

**■ By The Rankings**

North Texas will play three teams ranked in each of the USA Today/NFCA Coaches and ESPN.com/USA Softball Top 25 preseason polls in No. 14/10 Oklahoma, No. 9/10 Arizona and No. 21/21 Baylor, as well as Texas, which is ranked No. 24 in the ESPN.com/USA Softball poll. North Texas lost to Arizona by a score of 9-1 and is now 9-90 all-time against top-25 opponents.

**■ NCAA Tournament Tested**

In addition to three teams nationally-ranked in the top 25 preseason polls, North Texas will face five 2015 NCAA Tournament teams, as the program pursues its first-ever NCAA Tournament appearances in its own right. NCAA Tournament teams from last season on the schedule include Super Regional participants in Arizona and Oklahoma, the defending Big 12 champion, and Conference USA regular-season and tournament champion Western Kentucky, as well as Baylor and Texas from the Big 12 Conference.

**2016 North Texas Softball  
Overall Statistics for North Texas (as of Feb 16, 2016)  
(All games Sorted by Batting avg)**

Record: 2-3 Home: 0-0 Away: 0-1 Neutral: 2-2 C-USA: 0-0

Player	avg	gp-gs	ab	r	h	2b	3b	hr	rbi	tb	slg%	bb	hp	so	gdp	ob%	sf	sh	sb-att	po	a	e	fld%
9 SCHKADE, Kelli	.529	5-5	17	6	9	3	0	3	7	21	1.235	1	0	2	0	.556	0	0	0-0	5	6	0	1.000
21 MAKAWA, Rhylic	.385	5-5	13	1	5	0	0	0	4	5	.385	2	0	3	0	.438	1	0	0-0	25	1	0	1.000
11 WILLIAMS, Karly	.333	5-5	15	2	5	1	0	0	1	6	.400	1	1	2	0	.389	1	0	2-2	13	6	0	1.000
18 GREGORY, Danielle	.333	5-5	15	3	5	2	0	0	3	7	.467	2	0	4	0	.412	0	0	0-1	8	2	0	1.000
3 PERELLA, Harley	.286	5-5	14	3	4	0	0	1	1	7	.500	0	0	1	0	.286	0	1	0-0	3	7	0	1.000
12 DAWSON, Makenzi	.286	5-4	14	2	4	0	0	0	0	4	.286	1	0	2	0	.333	0	1	1-1	6	0	1	.85
23 WADE, Bryana	.167	5-5	12	2	2	0	0	1	2	5	.417	2	0	3	0	.286	0	1	0-0	18	4	0	1.000
-----																							
8 WEBB, Casady	.100	4-3	10	1	1	0	0	0	2	1	.100	0	0	4	0	.091	1	0	1-1	1	0	0	1.000
4 THOMPSON, Bailey	.091	5-5	11	2	1	0	0	0	1	1	.091	1	0	4	0	.154	1	0	0-0	11	0	0	1.000
22 MILLER, Lauren	.000	2-1	4	0	0	0	0	0	0	0	.000	0	0	3	0	.000	0	0	0-0	0	0	0	.00
14 GERECHE, Hannah	.000	2-1	2	0	0	0	0	0	0	0	.000	1	0	0	0	.333	0	0	1-1	0	0	0	.00
5 HAYTER, Kay Kay	.000	1-1	2	0	0	0	0	0	0	0	.000	0	0	1	0	.000	0	0	0-0	0	0	0	.00
Totals	.279	5	129	22	36	6	0	5	21	57	.442	11	1	29	0	.331	4	3	5-6	91	28	1	.99
Opponents	.355	5	124	29	44	9	1	5	29	70	.565	15	3	19	0	.428	3	3	0-2	94	26	9	.93

LOB - Team (32), Opp (28). DPs turned - Team (1), Opp (1). IBB - Team (0), Opp (1).

**(All games Sorted by Earned run avg)**

Player	era	w-l	app	gs	cg	sho	sv	ip	h	r	er	bb	so	2b	3b	hr	b/avg	wp	hp	bk	sf	sha
17 ELDER, Jessica	5.73	1-1	4	1	0	0/0	0	14.2	20	12	12	6	4	4	1	2	.351	1	0	0	3	1
15 UNDERWOOD, Stacey	6.42	1-2	3	3	1	0/0	0	12.0	16	12	11	6	14	4	0	1	.327	1	3	0	0	1
10 CRAINE, Lauren	9.55	0-0	2	1	0	0/0	0	3.2	8	5	5	3	1	1	0	2	.444	0	0	0	0	1
Totals	6.46	2-3	5	5	1	0/0	0	30.1	44	29	28	15	19	9	1	5	.355	2	3	0	3	3
Opponents	3.80	3-2	5	5	2	0/0	0	31.1	36	22	17	11	29	6	0	5	.279	0	1	0	4	3

PB - Team (1), Wade 1, Opp (1). SBA/ATT - Wade (0-2), Underwood, 5 (0-1), Elder (0-1).

Score by Innings	1	2	3	4	5	6	7	Total
North Texas	2	3	8	2	0	1	6	22
Opponents	4	8	5	5	3	4	0	29

Record when ...		
Overall	2-3	After 4 leading 1-0
Conference	0-0	..... trailing 1-3
Non-Conference	2-3	..... tied 0-0
Home games	0-0	After 5 leading 0-0
Away games	0-1	..... trailing 1-3
Neutral site	2-2	..... tied 0-0
Day games	1-2	After 6 leading 0-0
Night games	1-1	..... trailing 1-2
vs Left starter	0-1	..... tied 0-0
vs Right starter	2-2	
1-Run games	1-0	Hit 0 home runs 1-1
2-Run games	0-0	... 1 home run 0-2
5+Run games	1-2	... 2+ home runs 1-0
Extra innings	0-0	
Shutouts	0-0	Opponent 0 home r 0-2
		..... 1 home run 2-0
Scoring 0-2 runs	0-2	..... 2+ HRs 0-1
..... 3-5 runs	0-1	
..... 6-9 runs	1-0	Made 0 errors 2-2
..... 10+ runs	1-0	.... 1 error 0-1
		.... 2+ errors 0-0
Opponent 0-2 runs	0-0	
..... 3-5 runs	2-0	Opp. made 0 errors 0-1
..... 6-9 runs	0-3	..... 1 error 0-2
..... 10+ runs	0-0	..... 2+ errors 2-0
Scored in 1st inning	0-2	Out-hit opponent 1-0
Opp. scored in 1st	1-1	Out-hit by opponen 1-3
Scores first	1-2	Hits are tied 0-0
Opp. scores first	1-1	

**2016 North Texas Softball  
Season Game Highs for North Texas (as of Feb 16, 2016)  
(All games)**

**TEAM GAME HIGHS**

**Batting**

At bats:	30	-	vs Nebraska-Omaha (Feb 12, 2016 at Tucson, Ariz.)
Runs scored:	30	-	vs Southern Utah (Feb 13, 2016 at Tucson, Ariz.)
Hits:	11	-	vs Nebraska-Omaha (Feb 12, 2016 at Tucson, Ariz.)
RBIs:	13	-	vs Nebraska-Omaha (Feb 12, 2016 at Tucson, Ariz.)
Doubles:	10	-	vs Nebraska-Omaha (Feb 12, 2016 at Tucson, Ariz.)
Home runs:	3	-	vs Southern Utah (Feb 13, 2016 at Tucson, Ariz.)
Total bases:	23	-	vs Nebraska-Omaha (Feb 12, 2016 at Tucson, Ariz.)
Walks:	6	-	vs UC Santa Barbara (Feb 13, 2016 at Tucson, Ariz.)
Strikeouts:	11	-	vs Purdue (Feb 14, 2016 at Tucson, Ariz.)
Sac hits:	2	-	vs UC Santa Barbara (Feb 13, 2016 at Tucson, Ariz.)
Sac flies:	2	-	vs UC Santa Barbara (Feb 13, 2016 at Tucson, Ariz.)
Stolen bases:	3	-	vs Nebraska-Omaha (Feb 12, 2016 at Tucson, Ariz.)
Hit by pitch:	1	-	vs UC Santa Barbara (Feb 13, 2016 at Tucson, Ariz.)
Caught stealing:	1	-	vs Purdue (Feb 14, 2016 at Tucson, Ariz.)
Runners LOB:	10	-	vs UC Santa Barbara (Feb 13, 2016 at Tucson, Ariz.)
Hit into DP:	1	-	vs Purdue (Feb 14, 2016 at Tucson, Ariz.)

**Fielding**

Putouts:	21	-	vs UC Santa Barbara (Feb 13, 2016 at Tucson, Ariz.)
Assists:	21	-	vs Southern Utah (Feb 13, 2016 at Tucson, Ariz.)
Errors:	8	-	vs UC Santa Barbara (Feb 13, 2016 at Tucson, Ariz.)
Passed balls:	1	-	vs Purdue (Feb 14, 2016 at Tucson, Ariz.)
DPs turned:	1	-	vs UC Santa Barbara (Feb 13, 2016 at Tucson, Ariz.)

**Pitching**

Innings pitched:	7.0	-	vs UC Santa Barbara (Feb 13, 2016 at Tucson, Ariz.)
Runs allowed:	7.0	-	vs Southern Utah (Feb 13, 2016 at Tucson, Ariz.)
Earned runs:	9	-	at Arizona (Feb 12, 2016)
Walks allowed:	9	-	at Arizona (Feb 12, 2016)
Strikeouts:	5	-	at Arizona (Feb 12, 2016)
Hits allowed:	8	-	vs Nebraska-Omaha (Feb 12, 2016 at Tucson, Ariz.)
Doubles allowed:	8	-	vs UC Santa Barbara (Feb 13, 2016 at Tucson, Ariz.)
Triples allowed:	11	-	at Arizona (Feb 12, 2016)
Home runs allowed:	11	-	vs UC Santa Barbara (Feb 13, 2016 at Tucson, Ariz.)
Wild pitches:	11	-	vs Southern Utah (Feb 13, 2016 at Tucson, Ariz.)
Hit batters:	3	-	vs UC Santa Barbara (Feb 13, 2016 at Tucson, Ariz.)
	3	-	vs Purdue (Feb 14, 2016 at Tucson, Ariz.)
	1	-	at Arizona (Feb 12, 2016)
	3	-	at Arizona (Feb 12, 2016)
	2	-	vs UC Santa Barbara (Feb 13, 2016 at Tucson, Ariz.)
	2	-	vs Purdue (Feb 14, 2016 at Tucson, Ariz.)

**2016 North Texas Softball  
Season Game Highs for North Texas (as of Feb 16, 2016)  
(All games)**

**INDIVIDUAL GAME HIGHS**

**Batting**

At bats:	4	-	(7 times)
Runs scored:	2	-	(4 times)
Hits:	2	-	(11 times)
RBIs:	4	-	SCHKADE, Kelli vs Nebraska-Omaha (Feb 12, 2016 at Tucson, Ariz.)
Doubles:	2	-	SCHKADE, Kelli vs Southern Utah (Feb 13, 2016 at Tucson, Ariz.)
Home runs:	2	-	SCHKADE, Kelli vs Nebraska-Omaha (Feb 12, 2016 at Tucson, Ariz.)
Total bases:	8	-	SCHKADE, Kelli vs Nebraska-Omaha (Feb 12, 2016 at Tucson, Ariz.)
Walks:	1	-	(11 times)
Strikeouts:	2	-	(6 times)
Sac hits:	1	-	PERELLA, Harley vs UC Santa Barbara (Feb 13, 2016 at Tucson, Ariz.)
Sac flies:	1	-	DAWSON, Makenzi vs UC Santa Barbara (Feb 13, 2016 at Tucson, Ariz.)
Stolen bases:	1	-	WADE, Bryana vs Purdue (Feb 14, 2016 at Tucson, Ariz.)
Hit by pitch:	1	-	(4 times)
Caught stealing:	2	-	WILLIAMS, Karly vs UC Santa Barbara (Feb 13, 2016 at Tucson, Ariz.)
Runners LOB:	1	-	WILLIAMS, Karly vs UC Santa Barbara (Feb 13, 2016 at Tucson, Ariz.)
	1	-	GREGORY, Danielle vs Purdue (Feb 14, 2016 at Tucson, Ariz.)
	4	-	WEBB, Cassidy vs Nebraska-Omaha (Feb 12, 2016 at Tucson, Ariz.)

**Fielding**

Putouts:	8	-	MAKAWE, Rhylic vs Purdue (Feb 14, 2016 at Tucson, Ariz.)
Assists:	3	-	(5 times)
Errors:	1	-	DAWSON, Makenzi vs Purdue (Feb 14, 2016 at Tucson, Ariz.)
Passed balls:	1	-	WADE, Bryana vs UC Santa Barbara (Feb 13, 2016 at Tucson, Ariz.)

**Pitching**

Innings pitched:	6.2	-	ELDER, Jessica vs Southern Utah (Feb 13, 2016 at Tucson, Ariz.)
Runs allowed:	7	-	ELDER, Jessica at Arizona (Feb 12, 2016)
Earned runs:	7	-	ELDER, Jessica at Arizona (Feb 12, 2016)
Walks allowed:	3	-	ELDER, Jessica at Arizona (Feb 12, 2016)
Strikeouts:	3	-	ELDER, Jessica vs Southern Utah (Feb 13, 2016 at Tucson, Ariz.)
Hits allowed:	8	-	UNDERWOOD, Stacey vs Nebraska-Omaha (Feb 12, 2016 at Tucson, Ariz.)
Doubles allowed:	8	-	UNDERWOOD, Stacey vs UC Santa Barbara (Feb 13, 2016 at Tucson, Ariz.)
Triples allowed:	3	-	UNDERWOOD, Stacey vs UC Santa Barbara (Feb 13, 2016 at Tucson, Ariz.)
Home runs allowed:	1	-	ELDER, Jessica at Arizona (Feb 12, 2016)
Wild pitches:	2	-	ELDER, Jessica at Arizona (Feb 12, 2016)
Hit batters:	1	-	ELDER, Jessica vs UC Santa Barbara (Feb 13, 2016 at Tucson, Ariz.)
	1	-	UNDERWOOD, Stacey vs UC Santa Barbara (Feb 13, 2016 at Tucson, Ariz.)
	2	-	UNDERWOOD, Stacey vs Purdue (Feb 14, 2016 at Tucson, Ariz.)

**2016 North Texas Softball  
Miscellaneous Stats for North Texas (as of Feb 16, 2016)  
(All games)**

Multiple HR Games	2	3	4	5+	Total
9 SCHKADE, Kelli	4	-	-	-	4
18 GREGORY, Danie	2	-	-	-	2
21 MAKAWE, Rhylic	2	-	-	-	2
23 WADE, Bryana	1	-	-	-	1
11 WILLIAMS, Karly	1	-	-	-	1
12 DAWSON, Make	1	-	-	-	1
TEAM	11	0	0	0	11

Multiple RBI Game	2	3	4	5+	Total
9 SCHKADE, Kelli	1	-	1	-	2
23 WADE, Bryana	1	-	-	-	1
18 GREGORY, Danie	1	-	-	-	1
21 MAKAWE, Rhylic	1	-	-	-	1
TEAM	4	0	1	0	5

Hitting Streaks	Longest	Current
9 SCHKADE, Kelli	5	5
3 PERELLA, Harley	4	4
11 WILLIAMS, Karly	4	-
21 MAKAWE, Rhylic	3	-
18 GREGORY, Danie	2	2
12 DAWSON, Make	2	2
8 WEBB, Cassidy	1	-
4 THOMPSON, Bail	1	-
23 WADE, Bryana	1	-

Reached Base Str	Longest	Current
9 SCHKADE, Kelli	5	5
18 GREGORY, Danie	4	4
21 MAKAWE, Rhylic	4	4
11 WILLIAMS, Karly	4	-
3 PERELLA, Harley	4	4
12 DAWSON, Make	4	4
23 WADE, Bryana	2	-
4 THOMPSON, Bail	2	-
8 WEBB, Cassidy	1	-
14 GERECKE, Hann	1	1

**2016 North Texas Softball  
Game Results for North Texas (as of Feb 16, 2016)  
(All games)**

Date	Opponent	Score	Inns	Overall	C-USA	Pitcher of record	Attend	Time
Feb 12, 2016	at #13 Arizona-2	L 1-9	6	0-1-0	0-0-0	Elder (L 0-1)	1889	1:40
<b>Feb 12, 2016</b>	<b>vs Nebraska-Omaha</b>	<b>w 11-8</b>	<b>5</b>	<b>1-1-0</b>	<b>0-0-0</b>	<b>Underwood, S (W 1-</b>	<b>74</b>	<b>1:40</b>
Feb 13, 2016	vs UC Santa Barbara	L 3-6	7	1-2-0	0-0-0	Underwood, S (L 1-1)	105	2:15
<b>Feb 13, 2016</b>	<b>vs Southern Utah</b>	<b>w 6-6</b>	<b>7</b>	<b>2-2-0</b>	<b>0-0-0</b>	<b>Elder (W 1-1)</b>	<b>211</b>	<b>1:50</b>
Feb 14, 2016	vs Purdue	L 1-6	7	2-3-0	0-0-0	Underwood, S (L 1-2)	218	1:45

( ) extra inning game









## Tracey Kee

Head Coach

Third Year ▶ East Carolina '90

Tracey Kee is entering her third season at North Texas as

one of the winningest active coaches in NCAA Division I, boasting a career record of 734-415-1. Hired in August 2013, she became the fourth Mean Green softball head coach in the current era. In her two years, Kee has led the program to record heights and several program records and firsts.

Most notably, Kee took the Mean Green to the most wins in the program's 11-year history with 31 in 2014. The following year, North Texas upset No. 7 Baylor on the road in Waco, the highest ranked team that the Mean Green have defeated in program history and just their second-ever top-25 win.

The Mean Green has seen four different players earn all-conference honors under Kee, including Kat Strunk, a two-time honoree and the 2014 C-USA Newcomer of the Year, the first specialty award in program history.

In 2015, Taylor Schoblocher earned Amateur Softball Association/USA Softball National Player of the Week honors, the program's first national award.

As a team, under Kee, the Mean Green has set several records, including the most conference wins (14), most runs scored (272), most RBI (242), highest batting average (.279), highest fielding percentage (.978) and fewest errors committed (30).

In 2014, Ashley Kirk broke the single-season wins record with 22 victories and single-season strikeout record with 214. In 2015, Schoblocher set the single-season marks for on-base percentage (.477) and slugging percentage (.833) and finished with the second-best single-season batting average (.389) and second-most home runs (17) and total bases (120).

Off the field, North Texas softball graduates Lauren Poole and Madison Thompson were awarded the Jim Castaneda Postgraduate Scholarship in consecutive years, the first and second North Texas athletes to receive the honor in school's first two years of conference membership.

Prior to North Texas, Kee compiled a 684-362 record in 16 seasons as the East Carolina head coach, and guided the Pirates to four NCAA Tournament appearances including three in her last five years.

Kee and her staff were also named a National Fastpitch Coaches Association Mideast Region Coaching Staff of the Year honoree twice.

She also captured nine league championships, with back-to-back C-USA Tournament titles in 2010 and 2011. From 2009 to 2011, no Conference USA program won more games than East Carolina's 125.

ECU recorded 41 victories in 2011 to become only the fourth team in C-USA history to win 40 or more games in three-straight seasons. Kee's clubs have reached the 40-victory plateau 12 of her 16 seasons. Four times her teams have tallied 50 or more wins, including the 2000 group she directed to a school-record 60 victories. Personally, she reached the 650-win threshold as a head coach in 2011.

ECU won its first C-USA titles in 2010, claiming both the regular season and tournament titles before repeating as tournament champions in 2011.

In just her first season as head coach in 1997, Kee's team posted a 49-24 record, and she was named Big South Coach of the Year. Two seasons later, in 1999, East Carolina won 50 games and made its first-ever appearance in the NCAA Tournament.

Under Kee's tutelage, many players have earned all-conference and all-region honors. During her time in the Big South, she led 11 all-conference players, two Rookie of the Year selections, the league's tournament MVP, Denise Reagan, in 1999 and the two-time league player-of-the-year in Polonius (1998 and 1999).

The accolades continued in Conference USA as Kee's players received 12 first-team selections and 15 second-team honors. Additionally, 14 student-athletes have been named to the all-rookie team with two named the league's freshman of the year.

In 2009, Kee led Toni Paisley to Conference USA Female Athlete of the Year honors, becoming just the second softball selection in league history. Kee

### The Kee File

**Age:** 48

**Hometown:** Richmond, Virginia

**High School:** Saint Gertrude (Va.) H.S.

**Alma Mater**

East Carolina University, 1990 (B.S.)

East Carolina University, 1995 (M.E.)

#### Coaching Career

**Overall Record:** 736-418-1 (18 Years)

**Record At North Texas:** 52-56 (Third Year)

#### Coaching Experience

**2013-present:** University of North Texas, Head Coach

**1997-2012:** East Carolina University, Head Coach

**1991-96:** East Carolina University, Assistant Coach

#### Championships Won

**1997** - Big South Regular Season

**1998** - Big South Regular Season

**1999** - Big South Regular Season  
Big South Tournament

**2000** - East Coast Athletic Conference  
Tournament

**2001** - East Coast Athletic Conference  
Tournament

**2010** - Conference USA Regular Season  
Conference USA Tournament

**2011** - Conference USA Tournament

#### Coaching Awards

**2010 & 2011**- NCAA Mideast Coaching Staff of the Year

**2005, 2009 & 2010** - Conference USA Coach of the Year

**1997** - Big South Conference Coach of the Year

#### Collegiate Experience

**1987-1990:** East Carolina

\* Four-year starter at catcher or third base, two-time captain, recipient of the Texas Gulf Outstanding Female Scholar-Athlete Award

#### Accolades

\* Inducted into the Saint Gertrude High School Athletic Hall of Fame in Richmond, Virginia

\* Inducted into into the Central Virginia ASA Hall of Fame

\* Won three USSSA All-World titles in slow-pitch

also helped Paisley to three-straight C-USA Pitcher of the Year awards from 2009-11 and to Louisville Slugger/NFCA Third-Team All-America honors in 2010. Six players have also received all-region recognition under Kee since joining C-USA.

Kee played her high school ball at Saint Gertrude in Richmond, Va., from 1983-86 before a stellar career for East Carolina from 1987-1990. In 2009, she was inducted into the St. Gertrude Athletic Hall of Fame. In 2014, she was inducted into the Central Virginia ASA Hall of Fame.

She graduated from ECU in May 1990 with a bachelor's degree in physical education and, in 1995, earned her master's degree from ECU in exercise and sport science with a concentration in physical education.

**WINNINGEST ACTIVE  
COACHES BY  
PERCENTAGE**  
(Entering 2016 Season)

1. Michael Lotief, La.-Lafayette	.800
36. Tory Acheson, Kennesaw State	.646
37. Donna Papa, North Carolina	.646
38. Kate Drohan, Northwestern	.641
39. Becky Clark, South Alabama	.641
40. Jana McGinnis, Jacksonville State	.640
41. Bridget Orchard, Fordham	.638
<b>42. Tracey Kee, North Texas</b>	<b>.638</b>
43. Frank Griffin, Stetson	.636
44. Shawn Rychik, NC State	.634
45. Frank Reed, Chattanooga	.629
46. Lonni Alameda, Florida State	.629
47. Mary-Ellen Hall, Houston Baptist	.629
48. Linda Kalafatis, Col. of Charleston	.626
49. Kathy Riley, Longwood	.625
50. Craig Nicholson, Arizona State	.622

**WINNINGEST ACTIVE  
COACHES BY  
VICTORIES**  
(Entering 2016 Season)

1. Carol Hutchins, Michigan	1,432
27. Connie Clark, Texas	769
28. Jana McGinnis, Jacksonville State	762
29. Mary-Ellen Hall, Houston Baptist	743
30. Jacquie Joseph, Michigan State	742
31. Julie Brzezinski, Fairfield	741
32. Glenn Moore, Baylor	741
<b>33. Tracey Kee, North Texas</b>	<b>734</b>
34. Renee Luers-Gillispie, UCF	728
35. Scot Thomas, Virginia Tech	723
36. Mark Cooke, Winthrop	708
37. Holly Hesse, Missouri State	704
38. Kathy Van Wyk	703
39. Gary Ferrin, Loyola Marymount	693
40. Fran Troyan, Lehigh	685
41. Brian Kolze, Pacific	681

**KEE YEAR-BY-YEAR**

Year	School	Overall	Conference	Highlights
1997	East Carolina	49-24	13-3	ECU school record for wins; Big South Conference Regular Season Champions
1998	East Carolina	43-21	14-2	Big South Conference Regular Season Champions
1999	East Carolina	50-20	11-3	Big South Conference Regular Season Champions; Big South Conference Tournament Champions; NCAA Regionals
2000	East Carolina	60-17	2-8	ECU school record for wins; Big South Conference Regular Season Champions; Big South Conference Tournament Champions; NCAA Regionals
2001	East Carolina	51-23	3-7	ECAC Champions
2002	East Carolina	38-26	10-13	Conference-USA Tournament Participant
2003	East Carolina	24-31	5-19	
2004	East Carolina	47-24-1	10-14	Conference-USA Tournament Participant
2005	East Carolina	55-19	17-7	Conference-USA Tournament Participant
2006	East Carolina	40-24	13-11	Conference-USA Tournament Participant
2007	East Carolina	40-20	14-9	Conference-USA Tournament Participant; Regular season runner-up; Conference Tournament runner-up
2008	East Carolina	37-30	10-12	Conference-USA Tournament Participant; NCAA Regionals At-Large Bid
2009	East Carolina	40-15	19-5	Conference-USA Tournament Participant; Regular season runner-up;
2010	East Carolina	44-18	16-5	Conference-USA Regular Season Champions; Conference USA Tournament Champions; NCAA Regionals
2011	East Carolina	41-22	14-10	Conference USA Tournament Champions; NCAA Regionals
2012	East Carolina	25-28	11-12	Conference-USA Tournament Participant
2014	North Texas	31-22	14-9	Conference USA Tournament Semi-Finalist
2015	North Texas	19-31	11-12	Conference USA Tournament Participant
<b>Career</b>	<b>18 Seasons</b>	<b>734-415-1 (.638) 207-161 (.563)</b>		

**NUMERICAL ROSTER**

No.	Name	Pos.	B/T	Ht.	Yr.	Hometown (Previous School)
10	Lauren Craine	P	R/R	5-7	Fr.	Aledo, TX (Aledo HS)
12	Makenzi Dawson	IF	L/R	5-8	Fr.	Robinson, TX (Robinson HS)
17	Jessica Elder	P	R/L	5-6	Jr.	Cedar Park, TX (Howard College)
14	Hannah Gerecke	OF	R/R	5-7	Fr.	La Grange, TX (La Grange HS)
18	Danielle Gregory	OF	R/R	5-7	Jr.	Winnsboro, TX (McLennan CC)
5	Kay Kay Hayter	UT	L/R	5-6	Fr.	Garrison, TX (Garrison HS)
21	Rhylie Makawe	UT	R/R	5-5.5	Fr.	Aledo, TX (Aledo HS)
22	Lauren Miller	IF	R/R	5-11	So.	Blanchard, OK (East Central University)
3	Harley Perella	UT	R/R	5-5	Fr.	Frisco, TX (Heritage HS)
9	Kelli Schkade	IF	R/R	5-7	Jr.	Albany, TX (Missouri)
4	Bailey Thompson	OF	L/R	5-4	Fr.	Edmond, OK (Deer Creek HS)
15	Stacey Underwood	P	R/R	5-10	Jr.	Hico, TX (McLennan CC)
23	Bryana Wade	C	R/R	5-8	Sr.	Choctaw, OK (Mount St. Mary HS)
8	Casady Webb	UT	R/R	5-4	Fr.	Davis, OK (Davis HS)
11	Karly Williams	UT	R/R	5-7	Sr.	Castroville, TX (Medina Valley HS)

**ALPHABETICAL ROSTER**

No.	Name	Pos.	B/T	Ht.	Yr.	Hometown (High School/Other School)
10	Lauren Craine	P	R/R	5-7	Fr.	Aledo, TX (Aledo HS)
12	Makenzi Dawson	IF	L/R	5-8	Fr.	Robinson, TX (Robinson HS)
17	Jessica Elder	P	R/L	5-6	Jr.	Cedar Park, TX (Howard College)
14	Hannah Gerecke	OF	R/R	5-7	Fr.	La Grange, TX (La Grange HS)
18	Danielle Gregory	OF	R/R	5-7	Jr.	Winnsboro, TX (McLennan CC)
5	Kay Kay Hayter	UT	L/R	5-6	Fr.	Garrison, TX (Garrison HS)
21	Rhylie Makawe	UT	R/R	5-5.5	Fr.	Aledo, TX (Aledo HS)
22	Lauren Miller	IF	R/R	5-11	So.	Blanchard, OK (East Central University)
3	Harley Perella	UT	R/R	5-5	Fr.	Frisco, TX (Heritage HS)
9	Kelli Schkade	IF	R/R	5-7	Jr.	Albany, TX (Missouri)
4	Bailey Thompson	OF	L/R	5-4	Fr.	Edmond, OK (Deer Creek HS)
15	Stacey Underwood	P	R/R	5-10	Jr.	Hico, TX (McLennan CC)
23	Bryana Wade	C	R/R	5-8	Sr.	Choctaw, OK (Mount St. Mary HS)
8	Casady Webb	UT	R/R	5-4	Fr.	Davis, OK (Davis HS)
11	Karly Williams	UT	R/R	5-7	Sr.	Castroville, TX (Medina Valley HS)

**COACHING STAFF**

## Head Coach:

Tracey Kee (East Carolina, '90)  
Third Year at North Texas  
(734-415 record as head coach/19th season)

## Associate Head Coach:

Natalie Kozlowski, Second Year (Hofstra, '92)

## Assistant Coach:

Christina Merrida (East Carolina, '11)

## Volunteer Assistant Coach:

Greg Higginbotham (North Texas '13)

**PRONUNCIATION GUIDE**

Makenzi Dawson	Muh-ken-zee
Hannah Gerecke	Hannah Ger-ky (rhymes with jerky)
Kay Kay Hayter	Kay Kay High-ter
Rhylie Makawe	Rye-lee Ma-KA-wee
Harley Perella	Har-Lee PUH-rel-la
Kelli Schkade	Kelli Scott-y
Bryana Wade	Bree-ah-na Wade
Casady Webb	Cas-uh-dee Webb
Natalie Kozlowski	Natalie Koz-low (rhymes with ow)-skee
Christina Merrida	Christina Mara-duh



3 • Harley Perella  
Fr. | UTIL | R/R  
Frisco, Texas



4 • Bailey Thompson  
Fr. | OF | L/R  
Edmond, Okla.



5 • Kay Kay Hayter  
Fr. | UTIL | L/R  
Aledo, Texas



8 • Casady Webb  
Fr. | UTIL | R/R  
Davis, Okla.



9 • Kelli Schkade  
Sr. | IF | R/R  
Albany, Texas



10 • Lauren Craine  
Fr. | P | R/R  
Aledo, Texas



11 • Karly Williams  
Sr. | UTIL | R/R  
Castroville, Texas



12 • Makenzi Dawson  
Fr. | IF | L/R  
Robinson, Texas



14 • Hannah Gerecke  
Fr. | OF | R/R  
La Grange, Texas




15 • Stacey Underwood  
Sr. | P | R/R  
Hico, Texas



17 • Jessica Elder  
Jr. | P | R/L  
Cedar Park, Texas



18 • Danielle Gregory  
Jr. | OF | R/R  
Winnsboro, Texas



21 • Rhylie Makawe  
Fr. | UTIL | R/R  
Aledo, Texas



22 • Lauren Miller  
So. | P | R/R  
Blanchard, Okla.



23 • Bryana Wade  
Sr. | C | R/R  
Choctaw, Okla.



Tracey Kee  
Head Coach  
Third Season



Natalie Kozlowski  
Associate Head Coach  
Second Season



Christina Merrida  
Assistant Coach  
Second Season



Greg Higginbotham  
Volunteer Asst. Coach  
First Season

# 2015 IN REVIEW

North Texas advanced to the Conference USA Tournament for the second straight year, upsetting No. 7 Baylor on the road in Waco, the highest-ranked team that the Mean Green have defeated in program history and just their second-ever top-25 win.

North Texas finished 19-31 with an 11-12 record in Conference USA play, earning the No. 7 seed in the Conference USA Tournament, where the Mean Green bowed out in the first round with a 5-0 loss to No. 2 seed FAU.

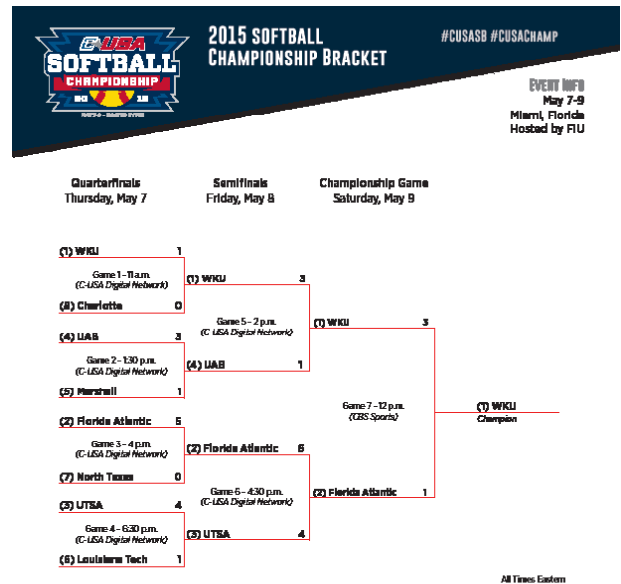
Under Kee's tutelage, North Texas placed Kat Strunk on the first team All-Conference USA team and Taylor Schoblocher on the third-team All-South Region team. Schoblocher also earned Amateur Softball Association/USA Softball National Player of the Week honors, the program's first national award, after hitting six home runs and driving in 12 runs during the opening weekend of the season.

Schoblocher and Strunk were also the bookends for Conference USA Players of the Week, with Schoblocher earning the honor for the first week of the season and Strunk earning the honor for the last week of the season.

As a team, North Texas set several individual and team records. The Mean Green fielded at .978 clip and committed just 30 errors, the best marks in school history.

Individually, Schoblocher hit .389 for the season with 17 home runs and 120 total bases, the second-best marks in school history. Her .477 on-base percentage and .833 slugging percentage were the best in school history.

Strunk hit .359 for the season with 13 home runs, the fifth-best and fourth-best marks, respectively, in school history. Dani Hoff also tied for the best field percentage in school history, posting a .997 mark, recording 297 putouts with 18 assists and just one error.



## West

Team	C-USA				Overall				Last 10	Streak
	W	L	T	Pct	W	L	T	Pct		
UTSA	16	7	0	.696	36	18	0	.667	6-4	L 1
UAB	15	7	0	.682	32	19	0	.627	6-4	L 1
LA Tech	12	9	0	.571	31	19	0	.620	5-5	L 4
North Texas	11	12	0	.478	19	31	0	.380	3-7	L 1
UTEP	9	15	0	.375	14	39	0	.264	1-9	L 6
Southern Miss	3	21	0	.125	18	34	0	.346	2-8	L 7

## East

Team	C-USA				Overall				Last 10	Streak
	W	L	T	Pct	W	L	T	Pct		
WKU	16	5	0	.762	36	14	0	.720	7-3	L 2
Florida Atlantic	16	7	0	.696	39	19	1	.669	7-3	L 1
Marshall	14	8	0	.636	35	15	0	.700	6-4	L 2
Charlotte	10	13	0	.435	24	27	0	.471	3-7	L 2
FIU	10	14	0	.417	30	24	0	.556	4-6	W 1
Middle Tennessee	5	19	0	.208	22	29	0	.431	5-5	L 1

# 2015 IN REVIEW

## Overall Hitting Statistics

Player	AVG	GP-GS	AB	R	H	2B	3B	HR	RBI	TB	SLG%	BB	HBP	SO	GDP	OB%	SF	SH	SB-ATT	PO	A	E	FLD%
SCHOBLOCHER, Taylor	.389	50-48	144	36	56	7	3	17	42	120	.833	25	2	16	2	.477	3	0	1-1	67	4	2	.973
STRUNK, Kat	.359	50-50	153	37	55	8	1	13	40	104	.680	16	1	20	0	.421	1	4	2-2	115	7	1	.992
HOFF, Danielle	.329	50-50	158	17	52	5	0	1	15	60	.380	10	0	9	0	.367	1	3	2-3	297	18	1	.997
LAND, Mallory	.276	50-50	145	25	40	10	0	3	21	59	.407	11	8	11	0	.358	1	4	6-6	58	75	6	.957
SMITH, Shelbie	.259	36-25	81	8	21	1	0	4	14	34	.420	2	1	24	1	.286	0	4	1-1	55	9	2	.970
SCHKADE, Kelli	.250	50-50	152	31	38	5	1	3	16	54	.355	14	5	21	0	.328	3	3	12-14	96	82	4	.978
WADE, Bryana	.250	36-35	72	13	18	2	0	6	20	38	.528	18	0	28	0	.391	2	8	1-1	74	10	3	.966
BARKER, Sarah	.246	36-21	65	6	16	2	1	0	8	20	.308	8	1	18	0	.333	1	2	0-2	16	1	0	1.000
FERRELL, Spencer	.207	44-40	116	19	24	5	2	1	8	36	.310	12	0	14	0	.281	0	1	3-6	61	10	1	.986
BEARDSLEY, Jennifer	.181	39-27	72	12	13	0	0	0	4	13	.181	8	0	13	0	.263	0	0	4-5	7	0	3	.700
SCHKADE, Jami	.167	16-8	18	3	3	1	0	0	3	4	.222	1	0	2	0	.211	0	0	1-2	7	8	2	.882
WILLIAMS, Karly	.165	47-45	115	12	19	3	1	1	14	27	.235	9	2	23	2	.234	2	9	2-4	100	64	3	.982
-----																							
GRIMES, Kenzie	.000	29-5	5	0	0	0	0	0	0	0	.000	0	0	3	1	.000	0	0	0-0	1	21	2	.917
TIERNEY, Madison	.000	7-0	4	2	0	0	0	0	0	0	.000	0	0	2	0	.000	0	0	0-0	0	0	0	.000
UNDERWOOD, Stacey	.000	15-9	0	0	0	0	0	0	0	0	.000	0	0	0	0	.000	0	0	0-0	1	10	0	1.000
GARCIA, Monique	.000	30-21	0	0	0	0	0	0	0	0	.000	0	0	0	0	.000	0	0	0-0	5	23	0	1.000
THOMPSON, Madison	.000	28-16	0	0	0	0	0	0	0	0	.000	0	0	0	0	.000	0	0	0-0	2	23	0	1.000
<b>Totals</b>	<b>.273</b>	<b>50</b>	<b>1300</b>	<b>221</b>	<b>355</b>	<b>49</b>	<b>9</b>	<b>49</b>	<b>205</b>	<b>625</b>	<b>.438</b>	<b>134</b>	<b>20</b>	<b>204</b>	<b>6</b>	<b>.347</b>	<b>14</b>	<b>38</b>	<b>35-47</b>	<b>962</b>	<b>365</b>	<b>30</b>	<b>.978</b>
<b>Opponents</b>	<b>.322</b>	<b>50</b>	<b>1321</b>	<b>279</b>	<b>426</b>	<b>79</b>	<b>5</b>	<b>62</b>	<b>258</b>	<b>701</b>	<b>.531</b>	<b>162</b>	<b>31</b>	<b>115</b>	<b>4</b>	<b>.405</b>	<b>15</b>	<b>35</b>	<b>35-45</b>	<b>991</b>	<b>419</b>	<b>58</b>	<b>.960</b>

LOB - Team (294), Opp (323). DPs turned - Team (6), Opp (11). IBB - Team (3), Opp (7).

## Overall Pitching Statistics

Player	ERA	W-L	APP	GS	CG	SHO	SV	IP	H	R	ER	BB	SO	2B	3B	HR	AB	B/Avg.	WP	HBP	BK	SFA	SHA
UNDERWOOD, S	3.99	8-7	28	16	4	1/1	1	93.0	128	57	53	36	22	19	2	15	683	.332	2	6	0	3	13
TIERNEY, Madison	4.68	5-5	26	4	0	0/0	3	61.1	75	50	41	41	36	13	0	11	307	.295	2	5	0	1	2
GARCIA, Monique	5.95	3-14	30	21	4	0/2	2	117.2	138	105	100	100	61	30	3	30	137	.302	7	12	6	8	16
THOMPSON, M	7.77	3-5	15	9	4	1/1	1	48.2	85	67	54	54	29	17	0	6	244	.378	5	8	5	3	4
<b>Totals</b>	<b>5.41</b>	<b>19-31</b>	<b>50</b>	<b>50</b>	<b>12</b>	<b>4/2</b>	<b>7</b>	<b>320.2</b>	<b>426</b>	<b>279</b>	<b>248</b>	<b>162</b>	<b>115</b>	<b>79</b>	<b>5</b>	<b>62</b>	<b>1321</b>	<b>.322</b>	<b>16</b>	<b>31</b>	<b>11</b>	<b>15</b>	<b>35</b>
<b>Opponents</b>	<b>3.62</b>	<b>31-19</b>	<b>50</b>	<b>50</b>	<b>19</b>	<b>7/1</b>	<b>6</b>	<b>330.1</b>	<b>355</b>	<b>221</b>	<b>171</b>	<b>134</b>	<b>204</b>	<b>49</b>	<b>9</b>	<b>49</b>	<b>1300</b>	<b>.273</b>	<b>16</b>	<b>20</b>	<b>1</b>	<b>14</b>	<b>38</b>

PB - Team (8), Wade 5, Smith, S. 3, Opp (5). SBA/ATT - Wade (18-23), Smith, S. (17-22), Garcia, M. (15-19), Thompson (10-12), Grimes, K (8-9), Underwood, S (2-5).

## Conference USA Batting Statistics

Player	AVG	GP-GS	AB	R	H	2B	3B	HR	RBI	TB	SLG%	BB	HBP	SO	GDP	OB%	SF	SH	SB-ATT	PO	A	E	FLD%
STRUNK, Kat	.408	23-23	71	22	29	5	1	8	25	60	.845	8	1	10	0	.469	1	2	2-2	58	6	1	.985
HOFF, Danielle	.361	23-23	72	10	26	0	0	1	4	29	.403	7	0	4	0	.418	0	2	2-3	138	17	1	.993
SMITH, Shelbie	.300	19-16	50	7	15	1	0	4	14	28	.560	0	1	13	0	.314	0	4	1-1	27	5	1	.970
FERRELL, Spencer	.291	20-19	55	10	16	3	1	1	8	24	.436	5	0	8	0	.350	0	1	3-5	30	3	1	.971
LAND, Mallory	.269	23-23	67	13	18	5	0	1	11	26	.388	6	3	6	0	.351	1	3	2-2	31	39	4	.946
SCHOBLOCHER, Taylor	.254	23-23	67	18	17	1	1	8	18	44	.657	16	1	11	1	.405	0	0	1-1	31	4	2	.946
BEARDSLEY, Jennifer	.250	17-10	32	7	8	0	0	0	4	8	.250	5	0	4	0	.351	0	0	3-4	0	0	1	.000
SCHKADE, Kelli	.232	23-23	69	14	16	3	0	2	9	25	.362	5	4	12	0	.313	2	2	7-7	47	37	1	.988
WADE, Bryana	.192	13-13	26	6	5	0	0	3	8	14	.538	8	0	9	0	.371	1	4	1-1	26	4	0	1.000
WILLIAMS, Karly	.155	22-22	58	3	9	2	1	0	3	13	.224	4	0	13	1	.203	2	4	0-1	58	30	1	.989
BARKER, Sarah	.148	15-10	27	3	4	0	1	0	1	6	.222	4	1	8	0	.281	0	1	0-1	8	1	0	1.000
-----																							
GRIMES, Kenzie	.000	13-1	3	0	0	0	0	0	0	0	.000	0	0	3	0	.000	0	0	0-0	0	12	0	1.000
SCHKADE, Jami	.000	5-1	3	0	0	0	0	0	0	0	.000	0	0	2	0	.000	0	0	0-0	1	3	0	1.000
THOMPSON, Madison	.000	3-2	0	0	0	0	0	0	0	0	.000	0	0	0	0	.000	0	0	0-0	0	4	0	1.000
GARCIA, Monique	.000	15-12	0	0	0	0	0	0	0	0	.000	0	0	0	0	.000	0	0	0-0	4	13	0	1.000
UNDERWOOD, Stacey	.000	14-9	0	0	0	0	0	0	0	0	.000	0	0	0	0	.000	0	0	0-0	1	8	0	1.000
<b>Totals</b>	<b>.272</b>	<b>23</b>	<b>600</b>	<b>113</b>	<b>163</b>	<b>20</b>	<b>5</b>	<b>28</b>	<b>105</b>	<b>277</b>	<b>.462</b>	<b>68</b>	<b>11</b>	<b>103</b>	<b>2</b>	<b>.353</b>	<b>7</b>	<b>23</b>	<b>22-28</b>	<b>460</b>	<b>176</b>	<b>13</b>	<b>.980</b>
<b>Opponents</b>	<b>.307</b>	<b>23</b>	<b>612</b>	<b>107</b>	<b>188</b>	<b>36</b>	<b>2</b>	<b>24</b>	<b>103</b>	<b>300</b>	<b>.490</b>	<b>61</b>	<b>13</b>	<b>46</b>	<b>3</b>	<b>.379</b>	<b>6</b>	<b>20</b>	<b>7-12</b>	<b>460</b>	<b>196</b>	<b>30</b>	<b>.956</b>

LOB - Team (136), Opp (145). DPs turned - Team (4), Opp (4). IBB - Team (3), Opp (5).

## Conference USA Pitching Statistics

Player	ERA	W-L	APP	GS	CG	SHO	SV	IP	H	R	ER	BB	SO	2B	3B	HR	AB	B/Avg.	WP	HBP	BK	SFA	SHA
GRIMES, Kenzi	1.58	5-0	11	0	0	0/0	2	26.2	24	8	6	12	4	3	0	3	683	.235	1	2	0	0	2
UNDERWOOD, S	3.11	4-3	14	9	2	1/1	1	45.0	65	21	20	17	10	7	1	4	683	.342	1	3	0	0	5
GARCIA, Monique	5.46	2-7	15	12	2	0/1	0	68.0	74	56	53	25	28	18	1	16	137	.288	4	6	0	3	11
THOMPSON, M	10.24	0-2	3	2	2	0/0	0	13.2	25	22	20	7	4	8	0	1	244	.397	1	2	2	3	4
<b>Totals</b>	<b>4.52</b>	<b>11-12</b>	<b>23</b>	<b>23</b>	<b>6</b>	<b>2/1</b>	<b>3</b>	<b>153.1</b>	<b>188</b>	<b>107</b>	<b>99</b>	<b>61</b>	<b>46</b>	<b>36</b>	<b>2</b>	<b>24</b>	<b>612</b>	<b>.307</b>	<b>7</b>	<b>13</b>	<b>2</b>	<b>6</b>	<b>20</b>
<b>Opponents</b>	<b>4.15</b>	<b>12-11</b>	<b>23</b>	<b>23</b>	<b>8</b>	<b>4/1</b>	<b>2</b>	<b>153.1</b>	<b>163</b>	<b>113</b>	<b>91</b>	<b>68</b>	<b>103</b>	<b>20</b>	<b>5</b>	<b>28</b>	<b>600</b>	<b>.272</b>	<b>9</b>	<b>11</b>	<b>1</b>	<b>7</b>	<b>23</b>



# NORTH TEXAS™

## 2016 SOFTBALL

### YOUR TEAM. YOUR GREEN.


FEBRUARY	12		FEBRUARY	12		FEBRUARY	13		FEBRUARY	13		FEBRUARY	13	
FEBRUARY	19		FEBRUARY	19		FEBRUARY	20		FEBRUARY	27, 28		FEBRUARY	27, 28	
MARCH	3		MARCH	4, 5		MARCH	5, 6		MARCH	6		MARCH	9	
MARCH	12, 13*		MARCH	15		MARCH	19, 20*		MARCH	22		MARCH	25, 26*	
MARCH	30		APRIL	2, 3*		APRIL	6		APRIL	8, 9		APRIL	9, 10	
APRIL	13		APRIL	16, 17*		APRIL	23, 24*		APRIL	27		APRIL/MAY	30, 1*	
MAY	7, 8*		MAY	12, 13, 14*		MAY	20, 21, 22*		GREEN DENOTES HOME WHITE DENOTES AWAY *CONFERENCE PLAY					





MEANGREENSOFTBALL






**2016 SOFTBALL CHAMPIONSHIP BRACKET**  
#CUSASB #CUSACHAMP

**EVENT INFO**  
May 11-14  
Denton, Texas  
Hosted by North Texas

First Round Wednesday, May 11	Quarterfinals Thursday, May 12	Semifinals Friday, May 13	Championship Saturday, May 14
<p><b>No. 6 seed</b></p> <p>Game 1 (C-USA Digital Network)</p> <p><b>No. 7 seed</b></p> <p>Game 2 (C-USA Digital Network)</p> <p><b>No. 8 seed</b></p>	<p><b>No. 2 seed</b></p> <p>Game 5 (C-USA Digital Network)</p> <p><b>No. 3 seed</b></p> <p>Game 3 (C-USA Digital Network)</p> <p><b>No. 1 seed</b></p> <p>Game 6 (C-USA Digital Network)</p> <p><b>No. 4 seed</b></p> <p>Game 4 (C-USA Digital Network)</p>	<p>Game 8 - 2:30 p.m. (C-USA Digital Network)</p> <p><b>Loser of Game 5</b></p> <p>Game 7 - 12 p.m. (C-USA Digital Network)</p> <p><b>Loser of Game 6</b></p>	<p>Game 9 - 5 p.m. (C-USA Digital Network)</p> <p><b>Game 10</b> (CBS Sports Network)</p> <p style="text-align: right;"><b>Champion</b></p>

Game times for the First Round will be 12 p.m., 2:30 p.m., 6 p.m., and 7:30 p.m. Central.

The quarterfinals will be played at 2 p.m. and 4:30 p.m. Central.



CONFERENCEUSA.COM @CUSASB