

NORTH TEXAS FOOTBALL

North Texas Athletic Communications

Football Contact: Eric Capper • e-mail - eric.capper@unt.edu • office - 940-565-2476 • cell 940-367-0727

Football Contact: Steven Bartolotta • e-mail - steven.bartolotta@unt.edu • office - 940-369-8329 • cell 817-300-1931

SCHEDULE/RESULTS

AUGUST

31 vs. IDAHO W, 40-6

SEPTEMBER

7 AT OHIO (ESPN3) L, 27-21

14 vs. BALL STATE (FSN) W, 34-27

21 AT No. 9/10 GEORGIA (SEC NETWORK) 11:21 A.M.

OCTOBER

5 AT TULANE* (FCS) 2:30 P.M.

12 vs. MIDDLE TENNESSEE* 6 P.M.

19 AT LOUISIANA TECH* (CBS) 2:30 P.M.

26 AT SOUTHERN MISS* (FCS) 6 P.M.

31 vs. RICE* (FOX SPORTS 1) 6:30 P.M.

NOVEMBER

9 vs. UTEP* (CSS/TIME WARNER) 2:30 P.M.

23 vs. UTSA* (TIME WARNER) 2:30 P.M.

30 AT TULSA* (FSN) TBA

*CONFERENCE USA GAME

ALL TIMES CENTRAL

FSN- FOX SPORTS

CBS- CBS COLLEGE SPORTS

TIME WARNER CABLE SPORTS CHANNEL

ESPN3- ESPN3/ESPN3.com

CSS- Comcast Sports South

NORTH TEXAS COACHING STAFF

Head Coach:	Dan McCarney
Associate HC/OC	Mike Canales*
Defensive Coordinator/LB's	John Skladany
Wide Receivers	Mike Grant
RB's/Special Teams	Tommy Perry
Tight Ends	Nick Quartaro*
Offensive Line	Mike Simmonds
Defensive Line	Mike Nelson
Safeties	Noah Joseph*
Cornerbacks	Ryan Walters

*- In the press box on game day

RADIO: MEAN GREEN RADIO NETWORK

George Dunham, play-by-play

Hank Dickenson, analyst

KNTU 88.1 FM (Denton)

KHYI 95.3 FM (Dallas/Fort Worth)

KGAF 1580 AM (Gainesville)

TELEVISION: SEC TV

Dave Neal, play-by-play

Andre Ware, analyst

Cara Capuano, sidelines



North Texas Mean Green

Record: 2-1 C-USA: 0-0

Head Coach: Dan McCarney, 3rd season

NT Record: 11-16 • Record vs. Georgia: 0-0 •

Career Record: 67-101 (15th season)



Georgia Bulldogs

Record: 1-1 SEC: 1-0

Head Coach: Mark Richt, 13th season

Georgia Record: 119-41 • Record vs. NT: 0-0 •

Career Record: 119-41 (13th season)

Game Information

Venue: Sanford Stadium

Capacity: 92,746

Playing Surface: Grass

Series Record: First meeting

Last Meeting: None

In Athens: First game

Radio: KHYI 95.3 FM

KNTU 88.1 FM

KGAF 1580 AM

TV: SEC TV

Live Stats: www.Georgiadogs.com

Webcast: None

NT GOES BETWEEN THE HEDGES WITH BEST RECORD SINCE 1994

→ North Texas has its best start to a season since 1994 with a 2-1 record. The Mean Green came from behind to knock off Ball State 34-27 and now faces its biggest test of the season at No. 9/10 Georgia. The Bulldogs had the week off after a 41-30 win at home against South Carolina. The game with No. 9/10 Georgia this week will be the 13th time in 14 years that North Texas has faced a team ranked in the top 10. Since 2000, the Mean Green has faced a top 10 opponent every year except 2010.

→ Dan McCarney is the fastest coach to win 11 games at North Texas since Corky Nelson in 1984. McCarney has also guided North Texas to a perfect 2-0 start at home for the first time since the 2003 season.

→ North Texas has forced the most turnovers in the nation with 11 through three games. The seven forced fumbles also lead the nation. In the Dan McCarney era the Mean Green is now a +15 in turnover margin.

→ North Texas ranks second in the nation in red zone defense, allowing opponents to score just 50 percent of the time inside the Mean Green 20-yard line. The three North Texas opponents have eight trips inside the 20 and have scored three touchdowns and one field goal.

→ North Texas came from 18 points down to beat Ball State last week, trailing 27-9 in the second quarter before outscoring the Cardinals 25-0 in the last 33 minutes of the game. The last time a North Texas team came from 18 points down to win a game was against Texas Tech in 1988 when it trailed 21-3 before coming back to win 29-24.

→ A win over Georgia would give North Texas its best start to a season at 3-1 since 1989. North Texas has just one win over a ranked team in school history in 45 tries. The lone win came in 1974 over No. 20 San Diego State.

→ The Mean Green offense through three games has piled up 1,395 yards of total offense, which is the most through the first three games of the season since 1951. In two of the three games the Mean Green has topped 500-yards of total offense, which is the first time since 1983 that North Texas has had 500-yards of total offense in two of the first three games.

→ Derek Thompson, who was named the C-USA Player of the Week, tied his career-high with 31 completions and 47 attempts against Ball State. He set a new career-high with a 26-yard TD run and climbed to fifth all-time in school history with 5,369 passing yards. Brelan Chancellor had a career-high nine grabs against Ball State, likewise for freshman Darwin Kiddy who had four catches. Chancellor crossed the 4,000 all-purpose yard mark in the win, becoming just the third player in school history with over 4,000 all-purpose yards in their career.

NORTH TEXAS FOOTBALL

NORTH TEXAS QUICK FACTS

LOCATION	DENTON, TEXAS
FOUNDED	1890
INTERIM PRESIDENT	V. LANE RAWLINS
ENROLLMENT	36,206
FOUNDED	1890
ATHLETIC DIRECTOR	RICK VILLARREAL
NICKNAME	MEAN GREEN
COLORS	GREEN AND WHITE
HOME FIELD	APOGEE STADIUM
CAPACITY	30,850
SURFACE	ARTIFICIAL
FIRST YEAR OF FOOTBALL	1913
YEARS OF FOOTBALL	98
CONFERENCE	CONFERENCE USA
HEAD COACH	DAN MCCARNEY
OVERALL RECORD	67-101 (15TH SEASON)
RECORD AT NORTH TEXAS	11-16 (3RD SEASON)
PRIMARY OFFENSE	SPREAD
PRIMARY DEFENSE	4-3

MEAN GREEN TEAM RECORD

OVERALL	481-467-34
HOME	256-140-12
AWAY	223-322-22
NEUTRAL	2-5
SINCE DIV. I-A (1995)	72-142
APOGEE STADIUM RECORD	9-4

VERSUS OTHER FBS CONFERENCES

ACC	0-3
BIG EAST	0-1
BIG 12	7-57
BIG 10	1-0
CONFERENCE USA	33-49-1
INDEPENDENT	2-3
MID-AMERICAN	3-5
MOUNTAIN WEST	6-15
PAC-12	2-4
SEC	3-34
SUN BELT	41-46
WAC	34-75-2

TEAM STREAKS

WINS	1
HOME WINS	3
AWAY WINS	0
C-USA WINS	0
LOSSES	0
HOME LOSSES	0
AWAY LOSSES	5
NON-CONFERENCE WINS	1
NON-CONFERENCE LOSSES	0

THE MEAN GREEN

ALL NORTH TEXAS ATHLETIC TEAMS ARE REFERRED TO AS "NORTH TEXAS" AND THE "MEAN GREEN." DO NOT USE THE TERMS "UNT," "NORTH TEXAS STATE," OR "EAGLES", TO DESCRIBE A NORTH TEXAS ATHLETIC TEAM.

MEDIA AVAILABILITY FOR WEEK 4

MONDAY 16	TUESDAY 17	WEDNESDAY 18	THURSDAY 19	FRIDAY 20	SATURDAY 21	SUNDAY 22
Players Off Day	Practice at Athletic Center	Practice at Athletic Center	Practice at Athletic Center	Practice at Athletic Center	Kickoff with-Georgia 11:21 a.m.	Player Conditioning at the Athletic Center
Dan McCarney Press Conference 11:30 a.m.	Dan McCarney available for out of town media	Dan McCarney available for out of town media	No player availability	Charter plane leaves for Atlanta		
Bill Mercer Press Club, 5th floor in Apogee Stadium	No player availability	No player availability		No player availability		
Only day for player availability 12:30 p.m.						
Dan McCarney Radio Show at Rudy's BBQ in Denton 7-8 p.m.						

THE MATCHUP BY THE NUMBERS

0 - The North Texas defense hasn't allowed a point at home in the second half in three straight games dating back to the end of the 2012 season. In 2013, the Mean Green defense hasn't allowed a touchdown and has only surrendered six second half points in three games. North Texas is outscoring its opponents through three games in the second half 46-6.

24 - North Texas has won 24 conference championships to rank 12th among all FBS teams in the nation.

30 - North Texas topped the 30-point mark against Ball State and that has been the magic number in Dan McCarney era. The Mean Green is a perfect 8-0 when scoring 30 points or more under McCarney.

47 - North Texas is converting on 47 percent of its 3rd downs this season, good for 45th in the nation. Georgia has converted just 36 percent on 3rd down, 86th in the nation. Last season the Mean Green converted only 33 percent on 3rd down.

65 - Three different players rushed for over 65 yards in the win over Ball State for North Texas. Its the first time the Mean Green has had three players rush for over 65 yards in a game since September 25, 2010 against Florida Atlantic.

92 - North Texas ran 92 plays in the win over Ball State, which is only seven shy of the school record and the most plays run in a game since 2008.

95 - North Texas has scored 95 points through the first three games, which is the most after three games since the 1988 season. That year the Mean Green scoring 102 points in the first three games of the year on their way to an 8-4 season.

16,119 - Aaron Murray is third in passing yards among all active quarterbacks in the NCAA and second among FBS players. Derek Thompson has 5,396 passing yards, which is just 100-yards shy of Chuckie Keaton of Utah State for 25th among active quarterbacks in FBS. The two QB's have combined to throw for 16,119 yards.

Head to Head North Texas vs. Georgia

	Record	
2-1		1-1
31.7	Scoring/Game	38.0
465.0	Total Offense	540.5
174.0	Rushing Offense	224.5
291.0	Passing Offense	316.0
437.3	Total Defense	460.5
168.3	Rushing Defense	211.5
269.0	Passing Defense	249.0
20.0	Points Allowed	34.0
5	Sacks	3
73.0	Penalties/Game	50.0
47%	3rd Down Conversion	36%
50%	4th Down Conversion	67%
+4	Turnover Margin	+0
22.1	Kickoff Returns	19.5
27.8	Punt Returns	3.5
37.1	Punting	43.4
33:00	Time of Possession	33:40



NORTH TEXAS FOOTBALL

MEAN GREEN OFFENSIVE NOTES

NORTH TEXAS MEDIA SERVICES

Who to contact:

Eric Capper: 940-565-2476 (Office)
940-367-0727 (Cell) *Coach McCarney*
E-mail: eric.capper@unt.edu
Steven Bartolotta: 940-369-8329 (Office)
817-300-1931 (Cell) *Players*
E-mail: steven.bartolotta@unt.edu

Practice Coverage

Media has limited access to North Texas football practice. The media may view the first five periods of practices on Tuesday and Wednesday. The remaining practice is closed to all media and fans.

Credentials For Media

Those wishing to cover North Texas must contact Eric Capper or Steven Bartolotta for credentials for home and away games.

Tuesday Press Conference

All player and coach interviews will be conducted at a press conference on Tuesday afternoon at the Athletic Center at 11:30 a.m. **Requests for players should be made in advance through the sports information office by Monday at 12 p.m.** Players requested and unable to attend the press conference on Tuesday will be made available after practice on Tuesday. Special exemptions may be granted to those media wishing to interview a specific student-athlete before practice at the discretion of the media relations office.

Post-Practice Interviews

Interviews following practice will be conducted only for requested players not available at Tuesday's press conference. All out of town media with request for Coach McCarney, assistant coaches or players must contact Eric Capper or Steven Bartolotta.

Post-Game Interviews

The North Texas locker room is closed to all members of the media. Head coach Dan McCarney and requested players will be available for interviews following a brief cooling off period. Postgame interviews at Apogee Stadium will be held in the team meeting room in the athletic center.

2013 Team Captains

Offense: Brandin Byrd and Mason Y'Barbo
Defense: Zach Orr and Marcus Trice
Special Teams: Announced the week of the game

Point Explosion - The 95 points for North Texas in the first three games this season is the most to begin a season since 1988 when the Mean Green scored 102 in the first three games. The 60 points allowed in the first three games is the fewest points given up by a North Texas team since it allowed 60 in the first three games of the 2002 season.

Protecting the QB - North Texas led the nation last season by allowing the fewest quarterback sacks in FBS with six. Through three games this year, North Texas has allowed just two to rank fifth nationally among FBS teams. Both sacks this year came against Ohio on scramble attempts by Mean Green quarterback Derek Thompson. The only team in FBS that has allowed less sacks with at least 100 pass attempts is Fresno State which has allowed just one, but has only played two games.

Receiving Depth - North Texas set a school record by having 12 different players catch passes in the season-opening win over Idaho. In three games, 14 different Mean Green players have caught at least one pass. For the entire season last year, North Texas had 15 different players catch a pass. Senior Breelan Chancellor has the most experience with 79 career receptions and 10 career touchdowns.

Stability at Quarterback- Senior Derek Thompson is in his third year as the starting quarterback, breaking a 16-year trend of a revolving door at that position. This is the first time North Texas has had a three-year starter since Jason Mills was the starting QB from 1995-97. Thompson moved into fifth place on the career passing yards list in the win over Ball State last week. He is fifth in career pass completions at North Texas and only one touchdown pass away from being in the top five in career touchdown passes. His five career 300-yard passing games is second only to Steve Ramsey, who had six from 1966-69. Thompson currently ranks 19th in FBS in passing yards and 17th in pass completions. Additionally Thompson is working on his master's degree after graduating early from North Texas last season.

Brelan's Breakout - Senior wide receiver Breelan Chancellor is having a breakout season. He led the team in receiving in both wins and has a team-high 256 receiving yards and two touchdowns. He tied a career-high with six catches in the season opening win against Idaho and set a new career-high with nine catches in the win over Ball State. He is also having a great year

as a returner, ranking second in the nation as a punt returner (27.8) and 27th as a kick returner (26.2). Of the 25 explosive plays for North Texas this season (20 yards or more) Chancellor has had 11 of them.

Passing the Test - North Texas is 2-0 this season when attempting 30 or more passes in a game and 0-1 when attempting less than 30 passes. Last season the Mean Green was 1-3 in games that it attempted 30 or more passes. Quarterback Derek Thompson has been the difference. In both games this year that he attempted 30 or more passes he has no interceptions, in the game that he attempted less than 30 passes, he had two interceptions.

Three-Headed Monster - North Texas has perhaps more depth at running back than ever in its history. Senior Brandin Byrd, sophomore Antoine Jimmerson and Junior Reggie Pegram will all carry the load when it comes to the Mean Green ground game this season. Byrd is the starter and has the most experience with 294 carries and 1,290 yards in his career. Jimmerson led the team in rushing touchdowns last season with five and has 132 carries for 615 yards in two years. Pegram is a transfer from Purdue has 33 carries for 135 yards in three games. Last season was the first time in the last 60 years of North Texas football that the Mean Green had three backs rush for over 500 yards in the same season.

Depend On The Rev - Junior right guard Cyril Lemon is the only player in the nation to start 24 straight games as a freshman and sophomore and earn back-to-back all-conference honors. Known as The Reverend, Lemon has not missed a single snap since arriving on campus in 2011. Lemon's 27 career starts is tied with his line-mate Mason Y'Barbo for the most on the team - one ahead of offensive tackle Antonio Johnson who has 26.

Protecting Apogee - Since the opening of Apogee Stadium in 2011 and the start of the Dan McCarney era, North Texas has a home record of 9-4. In the previous six seasons dating back to 2005, the Mean Green had won only five home games in six years.

Record Books Beware - Senior QB Derek Thompson is establishing his place among North Texas career passing leaders. Thompson is in the top seven of every major passing category in North Texas history.

NORTH TEXAS FOOTBALL

MEAN GREEN DEFENSE/SPECIAL TEAMS NOTES

MEAN GREEN'S RECORD WHEN:

LEADING AT THE HALF	1-0
TRAILING AT THE HALF	1-1
TIED AT THE HALF	0-0
LEADING AFTER THREE QUARTERS	1-0
TRAILING AFTER THREE QUARTERS	1-1
TIED AFTER THREE QUARTERS	0-0
SCORING FIRST	0-0
OPPONENT SCORES FIRST	2-1
RUNNING MORE PLAYS THAN OPPONENT	2-0
OPPONENT RUNS MORE PLAYS	0-1
SAME NUMBER OF PLAYS	0-0
COMMITTING MORE TURNOVERS	0-1
COMMITTING LESS TURNOVERS	2-0
TURNOVERS ARE EVEN	0-0
COMMITTING AT LEAST TWO TURNOVERS	1-1
WINNING TIME OF POSSESSION	2-1
OPPONENT WINS TIME OF POSSESSION	0-0
RUNNING 70 OR MORE OFF. PLAYS	2-0
RUNNING LESS THAN 70 OFF. PLAYS	0-1
RUSHING FOR 150 YARDS OR MORE	2-0
RUSHING FOR LESS THAN 150 YARDS	0-1
PASSING FOR 200 YARDS OR MORE	2-0
PASSING FOR LESS THAN 200 YARDS	0-1
PASSING % IS OVER 55%	2-1
PASSING % IS LESS THAN 55%	0-0
THIRD DOWN CONV. IS OVER 40%	2-0
THIRD DOWN CONV. IS LESS THAN 40%	0-1
GAINING MORE TOTAL YARDS THAN OPP	2-0
GAINING LESS TOTAL YARDS THAN OPP	0-1
PLAYING AT HOME	2-0
PLAYING ON THE ROAD	0-1
PLAYING ON NATURAL GRASS	0-0
PLAYING ON ARTIFICIAL SURFACE	2-1

UNDER DAN MCCARNEY:

LEADING AT THE HALF	7-1
LEADING AFTER THREE QUARTERS	8-1
SCORING FIRST	6-5
RUSHING FOR 150 YARDS OR MORE	8-4
PASSING FOR 200 YARDS OR MORE	6-8
THIRD DOWN CONV. IS OVER 40%	6-3
WINNING TURNOVER MARGIN	10-6
SCORING 20 POINTS OR MORE	11-8
SCORING 30 POINTS OR MORE	8-0
SCORING 40 POINTS OR MORE	2-0
HOLDING OPP. TO 10 POINTS OR LESS	3-0
HOLDING OPP. TO 20 POINTS OR LESS	4-1
GAINING MORE TOTAL YARDS THAN OPP	9-2
PLAY AT HOME	9-4
PLAYING ON THE ROAD	2-12

NORTH TEXAS CONSECUTIVE STARTS

MASON Y'BARBO, JR., OL	27
CYRIL LEMON, JR., OL	27
ANTONIO JOHNSON, JR., OL	26
DEREK THOMPSON, SR. QB	22
MARCUS TRICE, SR., DB	15
BRANDIN BYRD, SR., RB	15
HILBERT JACKSON, SR., DB	15
ZACH ORR, SR., LB	15
DEREK AKUNNE, JR., LB	14

Halftime Adjustments - The Mean Green has not allowed a touchdown in the second half this season. North Texas has outscored its opponents 46-6 after halftime, with the only points allowed being two field goals at Ohio. The Mean Green only held one opponent without a second-half touchdown in all 12 games last year (South Alabama).

Picked Apart - The North Texas defense intercepted Ball State's award-candidate quarterback Keith Wenning twice last week. Wenning, who is on the preseason watch list for the Davey O'Brien, Maxwell and Unitas Awards, entered the game having thrown 72 passes with five touchdowns and no interceptions. Wenning was picked off by junior safety Larime Lee and senior linebacker Will Wright.

Playing from Behind - North Texas has won the coin toss every game this season and has deferred possession until the second half. Unfortunately, all three opponents have scored a touchdown on the opening drive of the game. The Mean Green offense has trailed 7-0 before it has taken its first snap in each game. After the three combined touchdowns on the three opening drives, the Mean Green defense has only allowed a total of three touchdowns on 38 opponent offensive possessions after the opening drive.

Stopping Quick Scoring Drives - Of the six touchdown drives allowed by the Mean Green defense this season, three have come in four plays or less. North Texas allowed Idaho to score on four plays on the opening drive of the game then allowed Ohio to score on its first play of the game. Ball State had three touchdown drives against North Texas, one of which was four plays, covering 91 yards.

Made To Orr-der - Senior team captain Zach Orr recorded a career-high 108 tackles last season and has picked up where he left off to begin 2013. Orr was named Conference USA Defensive Player of the Week for his 11-tackle performance in the win over Idaho, and backed that performance up with 10 tackles at Ohio and 11 against Ball State. Zach, who is the son of former Washington Redskin great Terry Orr, is a two-time all-conference player and should finish in the top five on the all-time tacklers list at North Texas. Orr is one of only two players in C-USA to be named to the Lombardi Award list this year.

Trice Leading Secondary - Senior safety Marcus Trice is having his best season with the Mean Green. The Oklahoma transfer had a career-high 14 tackles and had an interception that was nearly a pick-six in the loss to Ohio and came back with nine tackles and a fumble recovery in the win over Ball State. Trice is second on the team with 28 tackles in three games.

Finally Familiarity - After having three defensive coordinators in three years, the Mean Green has found some stability and experience in the defense. John Skladany is entering his second season as defensive coordinator and North Texas has returned its top-six tacklers from last season. It is the first time since 2003 that a Mean Green defense brings back its top-six tacklers from the previous year. The 2003 team, led by the defense, won the third most games in school history by going 9-4.

Not So Young Anymore - Last season the starting lineup in the secondary for North Texas entered the year with zero starts at the FBS level. This year the secondary has 49 games worth of starting experience. As a whole, the North Texas defense returns eight starters who have made 119 career starts. Entering 2012, that figure was just 49 and 39 of those came from defensive linemen.

Transfer Impact - Four FBS transfers are eligible this season for North Texas. Brock Berglund (Kansas), Darius Terrell (Texas), and Reggie Pegram (Purdue) sat out last season after transferring to North Texas. Zed Evans is a graduate of the University of Louisville and has two years of eligibility with North Texas. Additionally safety Peter Ashton arrived in Denton this fall from Oregon State and Anthony Wallace joined the team after transferring from Oregon. Both Ashton and Wallace must sit out this season but will be eligible in 2014.

Worst to First - Senior wide receiver/punt returner Brelan Chancellor had more yards on his first punt return of the 2013 season than the entire team did in 12 games last year. Chancellor took his first return back 48 yards in the win over Idaho and had 111 yards on three returns for the game. His 167 punt return yards in three games ranks second in the nation and is more than the teams total in the last three years combined. As a team in 2012, North Texas had a total of eight punt returns for 17 yards which was the lowest output in school history. North Texas has not returned a punt for a TD since 2007, which covers a span of 45 games. The last three punt returns for TD's have come off of blocked punts. The last true punt return for a TD for the Mean Green came in 2004 when Johnny Quinn brought back a punt 85 yards for a TD against ULM, 101 games ago.

NT Punt Returns Since 2009

Year	No.	Yards	Avg.	Long	TD
2013	6	167	27.8	62	0
2012	8	17	2.1	5	0
2011	16	69	4.3	13	0
2010	13	43	3.3	18	0
2009	11	65	5.9	29	0
2008	10	46	6.4	14	0
Total:	58	240	4.1	29	0

NORTH TEXAS FOOTBALL

CAREER RECORDS WATCH

PASSING ATTEMPTS

1. Mitch Maher, 1991-94	1,149
2. Steve Ramsey, 1967-69	1,015
3. Scott Davis, 1987-90	922
4. Giovanni Vizza, 2007-08	876
5. Scott Hall, 2000-04	784
6. Derek Thompson, 2009-Pres	768
7. Jason Mills, 1994-97	697

PASSES COMPLETED

1. Mitch Maher, 1991-94	640
2. Giovanni Vizza, 2007-08	532
3. Scott Davis, 1987-90	519
4. Steve Ramsey, 1967-69	491
5. Derek Thompson, 2009-Pres	458
6. Scott Hall, 2000-04	422
7. Jason Mills, 1995-97	337
8. Riley Dodge, 2008-01	311
9. Vidal Carlin, 1965-66	276

PASSING EFFICIENCY

1. Scott Hall, 2000-04	132.26
2. Mitch Maher, 1991-94	128.56
3. Scott Davis, 1987-90	126.44
4. Riley Dodge, 2008-10	125.71
5. Derek Thompson, 2009-Pres	125.69

TOUCHDOWN PASSES

1. Steve Ramsey, 1967-69	69
2. Mitch Maher, 1991-94	67
3. Scott Hall, 2000-04	50
4. Scott Davis, 1987-90	41
5. Giovanni Vizza, 2007-08	32
Jason Mills, 1995-97	32
7. Derek Thompson, 2009-Pres	31

PASSING YARDS

1. Mitch Maher, 1991-94	8,519
2. Steve Ramsey, 1967-69	7,076
3. Scott Davis, 1987-90	6,923
4. Scott Hall, 2000-04	5,975
5. Derek Thompson, 2009-Pres	5,369
6. Giovanni Vizza, 2007-08	5,146
7. Jason Mills, 1994-97	3,981
8. Vidal Carlin, 1965-66	3,233
9. Riley Dodge, 2008-10	3,187
10. Ken Washington, 1974-77	3,040

COMP. PERCENTAGE (AT LEAST 200 COMP)

1. Riley Dodge (311-481), 2008-10	64.7
2. Jordan Case (218-354), 1977-79	61.6
3. Giovanni Vizza (223-383), 2007-08	60.7
4. Derek Thompson (427-721), 2009-Pres	59.6
5. Scott Davis (519-922), 1987-90	56.7
6. Rusty Hill (241-432), 1980-82	55.8
7. Mitch Maher (640-1,149), 1991-94	55.7
8. Daniel Meager (261-471), 2005-08	55.7
9. Scott Hall (422-784), 2000-04	53.8
10. Greg Carter (236-461), 1980-83	51.2

CAREER 200-YARD PASSING GAMES

1. Mitch Maher, 1991-94	23
2. Steven Ramsey, 1967-69	20
3. Giovanni Vizza, 2007-08	15
4. Derek Thompson, 2009-Pres	14

CONSECUTIVE 200-YARD PASSING GAMES

1. Mitch Maher, 1994	10
2. Derek Thompson, 2012	8

CAREER 300-YARD PASSING GAMES

1. Steven Ramsey, 1967-69	6
2. Derek Thompson, 2009-Pres	5
3. Giovanni Vizza, 2007-08	4
Mitch Maher, 1991-94	4

CAREER 100-YARD RECEIVING GAMES

1. John Love, 1965-66	11
Barry Moore, 1968-69	11
3. Casey Fitzgerald, 2005-08	10
4. Ron Shanklin, 1967-69	9
5. Johnny Quinn, 2003-06	6
Troy Redwine, 1992-96	6
David Yaege, 1971-72	6
8. David Brown, 1991-94	5
Brelan Chancellor, 2010-Pres	5
9. Marvin Walker, 1979-82	4

TOTAL OFFENSE

1. Mitch Maher, 1991-94	9,006
2. Scott Davis, 1987-90	8,436
3. Steve Ramsey, 1967-69	6,568
4. Scott Hall, 2000-04	6,440
5. Giovanni Vizza, 2007-08	5,631
6. Derek Thompson, 2009-Pres	5,610

ALL-PURPOSE YARDS

1. Lance Dunbar, 2008-11	5,375
2. Patrick Cobbs, 2001-05	5,222
3. Brelan Chancellor, 2010-Pres	4,114
4. Johnny Quinn, 2003-06	3,835
5. Jamario Thomas, 2004-07	3,670
6. Marcus Camper, 1985-88	3,562

FIELD GOALS

1. Keith Chapman, 1985-89	49
2. Nick Bazaldua, 2002-05	42
3. Zach Olen, 2010-Pres	32

TOTAL POINTS

1. Lance Dunbar, 2008-11	294
2. Nick Bazaldua, 2002-05	247
3. Keith Chapman, 1985-89	233
4. Patrick Cobbs, 2001-05	228
5. Ron Shanklin, 1967-69	186
6. Scott Davis, 1987-90	180
7. Zach Olen, 2010-Pres	179

collegepressbox.com
SINCE 2005 EVERYTHING BUT THE PRE-GAME MEAL

Collegepressbox.com is the official media website for Conference USA football.

Access and download weekly game notes, quotes, statistics, media guides, headshots, logos and more for the conference and each of its member schools.

Login information will be distributed to accredited media or you can apply for a password by sending an e-mail to password@collegepressbox.com.

NORTH TEXAS FOOTBALL

HEAD COACH DAN MCCARNEY

McCarney Quick Facts

Age: 60
Alma Mater: Iowa ('75)
NT Record: 11-16
 (3rd year)
Career Record: 67-101
 (15th year)
Playing Experience: Offensive Line-
 man at Iowa (1971-74)
Family: Married to Margy. Has three
 children: Jillian, Melanie, Shane.



McCarney Coaching Experience

Year	School	Position
2011-Pres	North Texas	Head Coach
2008-10	Florida	Ast. HC/DL
2007	South Florida	Ast. HC/DL
1995-06	Iowa State	Head Coach
1990-94	Wisconsin	D. Coord./DL
1979-89	Iowa	Def. Line
1977-78	Iowa	Off. Line

McCarney Year-by-Year

Year	Overall	Conf.	Finish
1995*	3-8	1-6	T7th
1996*	2-9	1-7	6th
1997*	1-10	1-7	6th
1998*	3-8	1-7	T5th
1999*	4-7	1-7	T5th
2000*	9-3	5-3	3rd
2001*	7-5	4-4	3rd
2002*	7-7	4-4	3rd
2003*	2-10	0-8	6th
2004*	7-5	4-4	T1st
2005*	7-5	4-4	T2nd
2006*	4-8	1-7	6th
2011^	5-7	4-4	5th
2012	4-8	3-5	T6th
2013	2-1		
Totals:	67-101	34-77	

*-Iowa State

^-North Texas

McCarney Bowl Experience

1982: Rose	2000: Insight.com
1982: Peach	2001: Independence
1983: Gator	2002: Humanitarian
1984: Freedom	2004: Independence
1986: Rose	2005: EV1.Net Houston
1986: Holiday	2008: Brut Sun
1987: Holiday	2009: BCS National Title
1988: Peach	2010: Sugar
1994: Rose	2011: Outback
1994: Hall of Fame	


Two years into his rebuilding project, North Texas head football coach Dan McCarney is beginning to see familiar signs of a program on the mend. He saw it at Iowa when he coached for Hall of Fame head coach Hayden Fry, where they took a team from the bottom of the Big 10 to a conference championship and Rose Bowl appearance.

He saw it at Wisconsin, where McCarney went with Barry Alvarez, taking a downtrodden program and turning it into a Big 10 champion and Rose Bowl winner. And he saw it up close at Iowa State where he took a team that was winless the year before his arrival and turned it into program that went to five bowl games in his last seven years.

According to McCarney, the signs of a turnaround are beginning to emerge at North Texas. He sees a team that invites discipline and accountability. He sees a team that doesn't hold a sense of entitlement. He sees a team that understands that academic success can translate to success on the field. He sees a team that has mastered the intangibles of success: effort, toughness and the ability to communicate. Lastly he sees a team taking ownership in the turnaround, understanding that they will be the ones that initiate the change in culture.

He has also won some games along the way. None of the previous four North Texas coaches won more games in their first two years than McCarney. McCarney's seven wins at Apogee Stadium in his first two years is the best start by a North Texas coach at home since Rod Rust won eight home games in 1967 and 1968.

He defeated a Big 10 Conference opponent for the first time in school history. He defeated a team that won nine games and a New Orleans Bowl championship in Louisiana-Lafayette. He gave the No. 5 team in the nation and Big 12 Conference champion Kansas State one of its toughest games of the year. The academic improvement under McCarney is perhaps more impressive than what has happened on the field. The football team GPA for the fall of 2012 was the highest it has ever been since the measurement began being recorded in the mid-1990s. McCarney had more than half his team make the honor roll last fall, with 45 players earning a 3.0 or higher.



With more than 30 years of college coaching experience, including 13 years as head coach at Iowa State University, McCarney, 59, is an established leader. He came to North Texas after serving as the assistant head coach at the University of Florida where he had been since 2008.

McCarney began his coaching career at the University of Iowa, where he was an assistant under Fry for 11 years. He continued his career as the defensive coordinator at the University of Wisconsin under Alvarez, directing some of the best defensive teams in that schools history.

In his 11 years with Fry at Iowa, their teams went to eight bowl games after not having a winning season the previous 19 years. At Wisconsin, McCarney helped turn a team that had won 10 games in five years into a Big 10 Conference championship and Rose Bowl appearance in his fourth year.

McCarney took over as head coach at Iowa State in 1995, assuming responsibility of a program that had enjoyed just three winning seasons in the 16 years prior to his arrival.

The year before McCarney became head coach at Iowa State, the Cyclones suffered through an 0-10-1 record. His rebuilding process at Iowa State took five years, but, in his sixth season, he became the first head coach in the previous 94 years at Iowa State to win nine games in a season and gave the Cyclones their first-ever bowl victory and first bowl appearance in 23 years. McCarney led Iowa State to five bowl games from 2000-05 and was named Big 12 Conference Coach of the Year in 2004 when his team earned a Big 12 North co-championship. In 119 years of football at Iowa State, only 17 teams have won seven or more games in a season and McCarney coached five of those.

McCarney is a 1975 graduate of the University of Iowa where he was a three-year letterman on the offensive line and a team captain in 1974. He is married to his wife Margy and has three children, Jillian, Melanie and Shane.

NORTH TEXAS FOOTBALL

2013 GAME-RECAPS

SCORING SUMMARY

Idaho	6	0	0	0	6
North Texas	14	12	7	7	40

UI - Manley 6 yard catch, 2:00, 1st
 NT - Byrd 1 yd run, 2:54, 1st
 NT - Chancellor 85 yd catch, 1:21, 1st
 NT - Lewis 1 yd run, 6:13, 2nd
 NT - Byrd 27 yd run, 0:27, 2nd
 NT - Pegram 2 yd run, 3:16, 3rd
 NT - Terrell 30 yd catch, 3:34

TEAM STATISTICS

	Idaho	NT
First Downs	14	27
Rushes-Yards	139	187
Passing-Yards	230	404
Comp-Att-Int	19-28-0	28-34-1
Total Plays-Yards	64-369	79-591
Punts-Avg.	5-44.8	1-30.0
Fumbles/Lost	4-3	2-1
Penalties	11-74	7-72
3rd Down Conv.	5-of-13	8-of-14
Time of Possession	28:41	31:19

INDIVIDUAL STATISTICS

RUSHING - Idaho - Brown, 6-70, McCain, 2-24. **North Texas** - Byrd 7-57, Pegram 13-47.

PASSING - Idaho - Chalic - 19-27-0, 230. **North Texas** - Thompson - 23-27-0-349.

RECEIVING Idaho - Epps, 7-89. **North Texas** - Chancellor 6-135, Smith 4-79.

Attendance: 21,975

SCORING SUMMARY

North Texas	7	0	7	7	21
Ohio	7	14	0	6	27

OU - Cochran 75 yd catch, 0:10, 1st
 NT - Jimmerson 3 yd run, 4:58, 1st
 OU - Boykin 10 yd run, 3:47, 2nd
 OU - Johnson 42 yd interception return, 2nd
 NT - Harris 31 yd catch, 2:08, 3rd
 NT - Smith 6 yd catch, 2:53, 4th
 OU - Green 38 yd FG, 4:36, 4th
 OU - Green 22 yd FG, 5:44, 4th

TEAM STATISTICS

	NT	Ohio
First Downs	14	20
Rushes-Yards	104	203
Passing-Yards	195	239
Comp-Att-Int	19-29-2	19-30-2
Total Plays-Yards	67-299	70-442
Punts-Avg.	7-39.0	4-42.7
Fumbles/Lost	2-2	1-1
Penalties	8-62	10-98
3rd Down Conv.	4-for-14	5-for-14
Time of Possession	30:04	29:56

INDIVIDUAL STATISTICS

RUSHING - North Texas - Jimmerson 12-35. **Ohio** - Boykin 19-93.

PASSING - North Texas - Thompson - 19-29-195-2. **Ohio** - Tettleton - 19-30-239-2.

RECEIVING North Texas - Smith 9-89. **Ohio** - Cochran 6-103.

Attendance: 24,511

SCORING SUMMARY

Ball State	20	7	0	0	27
North Texas	3	13	8	10	34

BSU - Snead 3 yd catch, 3:12, 1st
 NT - Paul 48 yd FG, 3:36, 1st
 BSU - Banks 77 yd run, 0:52, 1st
 BSU - Jones 3 yd fumble recovery, 1st
 NT - Paul 22 yd FG, 4:16, 2nd
 NT - Paul 47 yd FG, 3:13, 2nd
 BSU - Snead 27 yd catch, 2:57, 2nd
 NT - Chancellor 25 yd catch, 1:36, 2nd
 NT - Pegram 32 yd run, 2:23, 3rd
 NT - Paul 19 yd FG, 5:32, 4th
 NT - Thompson 26yd run, 3:58, 4th

TEAM STATISTICS

	Ball St.	NT
First Downs	19	31
Rushes-Yards	20-163	45-231
Passing-Yards	333	274
Comp-Att-Int	27-46-2	31-47-0
Total Plays-Yards	66-496	92-505
Punts-Avg.	2-45.5	4-35.5
Fumbles/Lost	4-3	1-1
Penalties	4-28	10-85
3rd Down Conv.	7-of-12	10-of-19
Time of Possession	22:24	37:36

INDIVIDUAL STATISTICS

RUSHING - Ball St. - Banks 11-141. **North Texas** - Byrd 18-79.

PASSING - Ball St. - Wenning - 27-46-2-333. **North Texas** - Thompson - 31-47-0-274.

RECEIVING Ball St. - Smith 4-115. **North Texas** - Chancellor 9-88..

Attendance: 14,747

NORTH TEXAS FOOTBALL

2013 GAME-BY-GAME RESULTS

	Tm. Rushing (Att.-Yds.-TDs)		Tm. Passing (Att.-Comp.-Yds.-Int-TDs)		Tm. Total Offense		Tm. First Downs		Fumbles-Lost	
	NT	Opp	NT	Opp	NT	Opp	NT	Opp	NT	Opp
vs. Idaho	45-187-4	36-139-0	34-28-404-1-2	28-19-230-0-1	591	369	27	14	2-1	4-3
at Ohio	38-104-1	40-203-0	29-19-195-2-2	30-19-239-2-2	299	442	14	20	2-2	1-1
vs. Ball State	45-231-2	20-163-1	47-31-274-0-1	46-27-333-2-2	505	496	19	31	1-1	4-3
at Georgia										
at Tulane										
vs. MTSU										
at Louisiana Tech										
at Southern Miss										
vs. Rice										
vs. UTEP										
vs. UTSA										
at Tulsa										

INDIVIDUAL RUSHING (Att.-Yds.-TD)

	Jimmerson	Byrd	Pegram
vs. Idaho	11-40-0	7-57-2	13-47-1
at Ohio	12-35-1	10-27-0	9-23-0
vs. Ball State	1--4-0	18-79-0	11-65-1
at Georgia			
at Tulane			
vs. MTSU			
at Louisiana Tech			
at Southern Miss			
vs. Rice			
vs. UTEP			
vs. UTSA			
at Tulsa			

INDIVIDUAL PASSING (Att.-Comp.-Yds.-Int.-TD)

	Thompson	Williams
vs. Idaho	27-23-349-0-2	6-5-55-0-0
at Ohio	29-19-195-2-2	---
vs. Ball State	47-31-274-0-1	---
at Georgia		
at Tulane		
vs. MTSU		
at Louisiana Tech		
at Southern Miss		
vs. Rice		
vs. UTEP		
vs. UTSA		
at Tulsa		

INDIVIDUAL RECEIVING (Rec.-Yds.-TD)

	Chancellor	D. Smith	Harris	D. Miller	Kidsy	Terrell
vs. Idaho	6-135-1	4-79-0	3-32-0	0-0-0	3-35-0	2-34-1
at Ohio	1-33-0	9-89-1	3-55-1	0-0-0	1-7-0	0-0-0
vs. Ball State	9-88-1	9-64-0	6-54-0	2-10-0	4-47-0	0-0-0
at Georgia						
at Tulane						
vs. MTSU						
at Louisiana Tech						
at Southern Miss						
vs. Rice						
vs. UTEP						
vs. UTSA						
at Tulsa						

NORTH TEXAS FOOTBALL

INDIVIDUAL LEADERS BY GAME

Game	Rushing (att-yds-td)	Passing (att-comp-yds-td)	Receiving (rec-yds-td)	Tackles
vs. Idaho	Byrd (7-57-2)	Thompson (27-23-349-2)	Chancellor (6-135-1)	Orr (11)
at Ohio	Jimmerson (12-35-1)	Thompson (29-19-195-2)	Smith (9-89-1)	Trice (14)
vs. Ball State	Byrd (18-79-0)	Thompson (47-31-274-1)	Chancellor (9-88-1)	Orr (11)
at Georgia				
at Tulane				
vs. MTSU				
at Louisiana Tech				
at Southern Miss				
vs. Rice				
vs. UTEP				
vs. UTSA				
at Tulsa				

OPPONENT INDIVIDUAL LEADERS BY GAME

Game	Rushing (att-yds-td)	Passing (att-comp-yds-td)	Receiving (rec-yds-td)	Tackles
vs. Idaho	Brown (6-70-0)	Chalich (27-19-230-1)	Epps (7-89-0)	Millian/Willis (10)
at Ohio	Boykin (19-93-0)	Tettleton (30-19-239-2)	Cochran (6-103-1)	Kristoff (10)
vs Ball State	Banks (11-141-1)	Wenning (46-27-333-2)	Smith (4-115-0)	Garrett (8)
at Georgia				
at Tulane				
vs. MTSU				
at Louisiana Tech				
at Southern Miss				
vs. Rice				
vs. UTEP				
vs. UTSA				
at Tulsa				

CONFERENCE USA CONFERENCE PLAYERS OF THE WEEK

Week	Offense	Defense	Special Teams
Sept. 2	Shane Carden (East Carolina)	Zach Orr (North Texas)	Jamarcus Nelson (UAB)
Sept. 9	Trey Watts (Tulsa)	Michael Mudoh (Tulsa)	Carl Salazar (Tulsa)
Sept. 16			

NORTH TEXAS FOOTBALL

2013 STARTING LINEUPS

OFFENSE

Game	LT	LG	C	RG	RT	WR	WR	WR	TE	RB	QB
vs. Idaho	Johnson	Y'Barbo	Kirby	Lemon	Anyiam	Smith	Chancellor	Prior	Miller	Byrd	Thompson
at Ohio	Johnson	Y'Barbo	Kirby	Lemon	Anyiam	Smith	Chancellor	Harris	Miller	Byrd	Thompson
vs. Ball State	Johnson	Y'Barbo	Kirby	Lemon	Anyiam	Smith	Chancellor	Harris	Miller	Byrd	Thompson
at Georgia											
at Tulane											
vs. MTSU											
at Louisiana Tech											
at Southern Miss											
vs. Rice											
vs. UTEP											
vs. UTSA											
at Tulsa											

DEFENSE

Game	DE	DT	DT	DE	LOLB	MLB	ROLB	CB	CB	FS	SS
vs. Idaho	Mason	Boutwell	Abbe	Bellazin	Wright	Orr	Akunne	Whitfield	Jackson	Trice	Lee
at Ohio	Polk	Boutwell	Abbe	Bellazin	Wright	Orr	Akunne	Whitfield	Jackson	Trice	Lee
vs. Ball State	Mason	Boutwell	Abbe	Bellazin	Wright	Orr	Akunne	Buyers	Jackson	Trice	Lee
at Georgia											
at Tulane											
vs. MTSU											
at Louisiana Tech											
at Southern Miss											
vs. Rice											
vs. UTEP											
vs. UTSA											
at Tulsa											

NORTH TEXAS FOOTBALL

2013 LONG PLAYS

NORTH TEXAS BIG PLAYS

Opponent	RUSHING				PASSING				SPECIAL TEAMS	
	20-29	30-39	40-49	50+	20-29	30-39	40-49	50+	Block	Ret TD
vs. Idaho	2	0	0	0	0	1	1	1	0	0
at Ohio	0	0	0	0	1	2	0	0	0	0
vs. Ball State	3	1	0	0	2	0	0	0	0	0
at Georgia										
at Tulane										
vs. MTSU										
at Louisiana Tech										
at Southern Miss										
vs. Rice										
vs. UTEP										
vs. UTSA										
at Tulsa										
TOTALS	5	1	0	0	3	3	1	1	0	0

OPPONENT BIG PLAYS

Opponent	RUSHING				PASSING				SPECIAL TEAMS	
	20-29	30-39	40-49	50+	20-29	30-39	40-49	50+	Block	Ret TD
vs. Idaho	0	0	1	0	0	0	0	2	0	0
at Ohio	2	0	0	0	3	0	0	1	0	0
vs. Ball State	0	0	1	1	3	1	1	0	0	0
at Georgia										
at Tulane										
vs. MTSU										
at Louisiana Tech										
at Southern Miss										
vs. Rice										
vs. UTEP										
vs. UTSA										
at Tulsa										
TOTALS	2	0	2	0	6	1	1	3	0	0

TURNOVERS FORCED

Opponent	NORTH TEXAS					OPPONENTS				
	FUM	INT	TOT	PTS OFF	Margin	FUM	INT	TOT	PTS OFF	
vs. Idaho	3	0	3	7	+1	1	1	2	0	
at Ohio	1	2	3	7	-1	2	2	4	10	
vs. Ball State	3	2	5	3	+4	1	0	1	7	
at Georgia										
at Tulane										
vs. MTSU										
at Louisiana Tech										
at Southern Miss										
vs. Rice										
vs. UTEP										
vs. UTSA										
at Tulsa										
TOTALS	7	4	11	17	+4	4	3	7	17	

NORTH TEXAS FOOTBALL

2013 INDIVIDUAL BIG PLAYS

NORTH TEXAS PLAYS FROM SCRIMMAGE 20+ YARDS

RUNNING PLAYS (5)

Yds	Rusher	Opponent
32	Reggie Pegram*	Ball State
27	Brandin Byrd*	Idaho
26	Derek Thompson*	Ball State
25	Brandin Byrd	Ball State
20	Antoinne Jimmerson	Idaho

*-Touchdown

PASSING PLAYS (8)

Yds	Receiver	Opponent
85	Brelan Chancellor*	Idaho
46	Darnell Smith	Idaho
33	Brelan Chancellor	Ohio
31	Carlos Harris*	Ohio
30	Darius Terrell*	Idaho
25	Brelan Chancellor*	Ball State
24	Darvin Kidsy	Ball State
20	Darnell Smith	Ohio

*-Touchdown

KR 30 YARDS OR MORE (0)

Yds	Returner	Opponent
*- Touchdown		

PR 20 YARDS OR MORE (3)

Yds	Returner	Opponent
62	Brelan Chancellor	Idaho
48	Brelan Chancellor	Idaho
27	Brelan Chancellor	Ohio

*- Touchdown

INT RETURN 20 YARDS OR MORE (1)

Yds	Returner	Opponent
22	Kenny Buyers	Ohio

*- Touchdown

OPPONENT PLAYS FROM SCRIMMAGE 20+ YARDS

RUNNING PLAYS (5)

Yds	Rusher	Team
77	Horacio Banks*	Ball State
47	Jerrel Brown	Idaho
42	Horacio Banks	Ball State
28	Beau Blankenship	Ohio
26	Beau Blankenship	Ohio

*- Touchdown

PASSING PLAYS (11)

Yds	Receiver	Team
75	Chase Cochran*	Ohio
59	Micahel La Grone	Idaho
50	Dezmon Epps	Idaho
42	Jamil Smith	Ball State
39	Jamil Smith	Ball State
29	Willie Snead	Ball State
27	Willie Snead*	Ball State
26	Matt Waters	Ohio
24	Donte Foster	Ohio
24	Jamil Smith	Ball State
23	Chase Cochran	Ohio

*- Touchdown

KR 30 YARDS OR MORE (1)

Yds	Returner	Team
43	R. Montgomery	Idaho

*- Touchdown

PR 20 YARDS OR MORE (0)

Yds	Returner	Team
*- Touchdown		

INT RETURN 20 YARDS OR MORE (1)

Yds	Returner	Team
42	Javon Johnson*	Ohio

*- Touchdown

NORTH TEXAS FOOTBALL

MEAN GREEN DRIVE CHART

IDAHO

Team	Qtr	Drive Started			Drive Ended			Consumed	
		Spot	Time	Obtained	Spot	Time	How lost	PI - Yds	TOP
NT	1st	N25	10:59	Punt	U00	08:05	*TOUCHDOWN	9 - 75	2:54
NT		N19	06:38	Downs	U00	05:17	*TOUCHDOWN	3 - 81	1:21
NT		U40	01:49	Punt	U33	00:27	Downs	4 - 7	1:22
NT	2nd	U49	12:47	Downs	U00	06:34	*TOUCHDOWN	15 - 49	6:13
NT		U19	05:52	Fumble	U10	04:14	Downs	4 - 9	1:38
NT		U38	03:13	Fumble	U00	02:46	*TOUCHDOWN	2 - 38	0:27
NT		N12	00:31	Punt	N17	00:00	End of half	1 - 5	0:31
NT	3rd	N29	15:00	Kickoff	U33	10:51	Punt	9 - 38	4:09
NT		U07	10:34	Fumble	U05	09:22	Interception	3 - 2	1:12
NT		N11	06:44	Punt	U00	03:28	*TOUCHDOWN	9 - 89	3:16
NT	4th	N10	14:51	Punt	U00	11:17	*TOUCHDOWN	10 - 90	3:34
NT		N22	08:57	Missed FG	U10	06:32	Fumble	6 - 68	2:25
NT		U25	02:21	Punt	U22	00:04	Downs	4 - 3	2:17

OHIO

Team	Qtr	Drive Started			Drive Ended			Consumed	
		Spot	Time	Obtained	Spot	Time	How lost	PI - Yds	TOP
NT	1st	N19	14:46	Kickoff	N27	12:34	Punt	3 - 8	2:12
NT		N48	12:34	Fumble	O27	11:13	Fumble	5 - 25	1:21
NT		N45	09:33	Punt	N42	08:31	Punt	3 - (3)	1:02
NT		O46	07:02	Punt	O00	02:04	*TOUCHDOWN	10 - 46	4:58
NT	2nd	N23	13:06	Kickoff	N28	12:34	Interception	2 - 5	0:32
NT		N29	12:30	Kickoff	O27	10:29	Missed FG	6 - 44	2:01
NT		N24	09:22	Punt	O44	04:22	Punt	9 - 32	5:00
NT		N23	02:34	Missed FG	N31	00:45	Punt	3 - 8	1:49
NT	3rd	N33	14:53	Kickoff	N34	12:54	Punt	3 - 1	1:59
NT		N20	09:40	Downs	N41	07:14	Punt	6 - 21	2:26
NT		N47	06:33	Punt	O00	04:25	*TOUCHDOWN	5 - 53	2:08
NT		O18	00:00	Interception	O18	04:10	Fumble	0 - 0	0:00
NT		N44	00:44	Interception	O00	12:51	*TOUCHDOWN	8 - 56	2:53
NT	4th	N29	08:01	Kickoff	N37	07:07	Punt	3 - 8	0:54
NT		N16	01:23	Kickoff	N07	01:02	Interception	2 - (9)	0:21

BALL STATE

Team	Qtr	Drive Started			Drive Ended			Consumed	
		Spot	Time	Obtained	Spot	Time	How lost	PI - Yds	TOP
NT	1st	N35	11:48	Kickoff	B31	08:12	*FIELD GOAL	9 - 34	3:36
NT		N48	08:03	Fumble	B44	06:20	Punt	3 - 8	1:43
NT		N28	05:28	Kickoff	N43	03:15	Punt	5 - 15	2:13
NT		N07	00:27	Fumble	N03	00:20	Fumble	1 - (4)	0:07
NT	2nd	N25	00:20	Kickoff	B05	11:04	*FIELD GOAL	11 - 70	4:16
NT		N43	09:36	Fumble	B30	06:23	*FIELD GOAL	7 - 27	3:13
NT		N29	03:26	Kickoff	B00	01:50	*TOUCHDOWN	4 - 71	1:36
NT		B45	01:27	Interception	B37	00:32	Missed FG	6 - 8	0:55
NT		N37	00:01	Missed FG	N35	00:00	End of half	1 - (2)	0:01
NT	3rd	N26	15:00	Kickoff	B00	12:37	*TOUCHDOWN	7 - 74	2:23
NT		N34	10:45	Missed FG	B39	09:02	Punt	6 - 27	1:43
NT		N32	05:23	Downs	B02	14:51	*FIELD GOAL	15 - 66	5:32
NT	4th	N44	13:45	Punt	B00	09:47	*TOUCHDOWN	9 - 56	3:58
NT		N23	07:05	Punt	N50	01:57	Punt	11 - 27	5:08
NT		B22	01:12	Interception	B25	00:00	End of half	2 - (3)	1:12

NORTH TEXAS FOOTBALL

OPPONENT DRIVE CHART

IDAHO

Team	Qtr	Drive Started			Drive Ended			Consumed		
		Spot	Time	Obtained	Spot	Time	How lost	Pl	Yds	TOP
UI	1st	U25	15:00	Kickoff	N00	13:00	*TOUCHDOWN	4	75	2:00
UI		N45	13:00	Kickoff	N40	10:59	Punt	3	5	2:01
UI		U25	08:05	Kickoff	N19	06:38	Downs	5	56	1:27
UI		U16	05:17	Kickoff	U26	01:49	Punt	5	10	3:28
UI		U33	00:27	Downs	U49	12:47	Downs	6	16	2:40
UI	2nd	U22	06:34	Kickoff	U19	05:52	Fumble	2	(3)	0:42
UI		U10	04:14	Downs	U38	03:13	Fumble	3	28	1:01
UI		U25	02:46	Kickoff	U43	00:31	Punt	6	18	2:15
UI	3rd	U03	10:51	Punt	U07	10:34	Fumble	2	4	0:17
UI		U21	09:22	Interception	U20	06:44	Punt	6	(1)	2:38
UI		U45	03:28	Kickoff	N37	14:51	Punt	6	18	3:37
UI	4th	U25	11:17	Kickoff	N22	08:57	Missed FG	7	53	2:20
UI		U10	06:32	Fumble	U37	02:21	Punt	9	27	4:11
UI		U22	00:04	Downs	U41	00:00	End of half	1	19	0:04

OHIO

Team	Qtr	Drive Started			Drive Ended			Consumed		
		Spot	Time	Obtained	Spot	Time	How lost	Pl	Yds	TOP
OHIO	1st	O20	15:00	Kickoff	N00	14:50	*TOUCHDOWN	1	80	0:10
OHIO		O49	00:00	Punt	N48	12:34	Fumble	0	3	0:00
OHIO		O27	11:13	Fumble	O33	09:33	Punt	3	6	1:40
OHIO		O05	08:31	Punt	O06	07:02	Punt	3	1	1:29
OHIO		O28	01:59	Kickoff	N00	13:12	*TOUCHDOWN	10	72	3:47
OHIO	2nd	N00	12:34	Interception	N00	12:34	*TOUCHDOWN	0	0	0:00
OHIO		O27	10:29	Missed FG	O29	09:22	Punt	3	2	1:07
OHIO		O20	04:22	Punt	N23	02:34	Missed FG	7	57	1:48
OHIO		O34	00:45	Punt	O31	00:00	End of half	1	(3)	0:45
OHIO	3rd	O23	12:54	Punt	N20	09:40	Downs	9	57	3:14
OHIO		O33	07:14	Punt	O18	06:33	Punt	3	(15)	0:41
OHIO		O26	04:18	Kickoff	O30	04:10	Interception	2	4	0:08
OHIO		O18	04:10	Fumble	N35	00:44	Interception	8	47	3:26
OHIO	4th	O23	12:44	Kickoff	N22	08:08	*FIELD GOAL	10	55	4:36
OHIO		O33	07:07	Punt	N05	01:23	*FIELD GOAL	11	62	5:44
OHIO		N40	01:02	Interception	N43	00:00	End of half	2	(3)	1:02

BALL STATE

Team	Qtr	Drive Started			Drive Ended			Consumed		
		Spot	Time	Obtained	Spot	Time	How lost	Pl	Yds	TOP
BSU	1st	B25	15:00	Kickoff	N00	11:48	*TOUCHDOWN	9	75	3:12
BSU		B25	08:12	Kickoff	N48	08:03	Fumble	1	27	0:09
BSU		B09	06:20	Punt	N00	05:28	*TOUCHDOWN	4	91	0:52
BSU		B31	03:15	Punt	N07	00:27	Fumble	7	62	2:48
BSU		N03	00:20	Fumble	N03	00:20	*TOUCHDOWN	0	0	0:00
BSU	2nd	B29	11:04	Kickoff	N43	09:36	Fumble	3	28	1:28
BSU		B25	06:23	Kickoff	N00	03:26	*TOUCHDOWN	10	75	2:57
BSU		B25	01:50	Kickoff	B36	01:27	Interception	2	11	0:23
BSU		B37	00:32	Missed FG	N37	00:01	Missed FG	6	26	0:31
BSU	3rd	B23	12:37	Kickoff	N34	10:45	Missed FG	5	43	1:52
BSU		B02	09:02	Punt	N32	05:23	Downs	10	66	3:39
BSU	4th	B25	14:51	Kickoff	B25	13:45	Punt	3	0	1:06
BSU		B25	09:47	Kickoff	B46	07:05	Punt	5	21	2:42
BSU		B12	01:57	Punt	B09	01:12	Interception	3	(3)	0:45

NORTH TEXAS FOOTBALL

THE LAST TIME.....

Scoring

Scored 30 or more points	34 vs. Ball State (9/14/13)
Scored 40 or more points	40 vs. Idaho (8/31/13)
Scored 50 or more points	59 vs. Middle Tennessee (12/3/11)
Scored 60 or more points	68 vs. Western Kentucky (10/31/09)

Total Offense

Had more than 400 total yards	505 vs. Ball State (9/14/13)
Had more than 450 total yards	505 vs. Ball State (9/14/13)
Had more than 500 total yards	591 vs. Idaho (8/31/13)
Had more than 600 total yards	635 vs. Navy (11/10/07)

Rushing Offense

Rushed for 150 or more yards	231 vs. Ball State (9/14/13)
Rushed for 200 or more yards	231 vs. Ball State (9/14/13)
Rushed for 250 or more yards	352 vs. Texas Southern (9/8/12)
Rushed for 300 or more yards	352 vs. Texas Southern (9/8/12)
Rushed for 400 or more yards	464 vs. Middle Tennessee (12/3/11)

Passing Offense

Passed for 250 or more yards	274 vs. Ball State (9/14/13)
Passed for 300 or more yards	404 vs. Idaho (8/31/13)
Passed for 350 or more yards	404 vs. Idaho (8/31/13)
Passed for 400 or more yards	404 vs. Idaho (8/31/13)
Passed for 500 or more yards	601 at SMU (9/8/07)

Scoring Defense

Allowed 0 points	0 vs. Troy State (10/30/03)
Allowed 3 or fewer points	0 vs. Troy State (10/30/03)
Allowed 7 or fewer points	6 vs. Idaho (8/31/13)
Allowed 10 or fewer points	7 vs. Middle Tennessee (12/3/11)

Total Defense

Allowed fewer than 75 total yards	49 vs. Lamar (11/5/83)
Allowed fewer than 100 total yards	95 vs. Abilene Christian (9/5/92)
Allowed fewer than 150 total yards	124 vs. Texas State (11/12/88)
Allowed fewer than 200 total yards	185 vs. Texas Southern (9/8/12)
Allowed fewer than 250 total yards	185 vs. Texas Southern (9/8/12)
Allowed fewer than 300 total yards	185 vs. Texas Southern (9/8/12)

Rushing Defense

Allowed 0 or fewer yards	-6 vs. Abilene Christian (9/5/92)
Allowed 20 or fewer yards	8 vs. Alcorn State (9/7/91)
Allowed 40 or fewer yards	31 vs. Texas Southern (9/8/12)
Allowed 60 or fewer yards	50 vs. Indiana (9/24/11)
Allowed 80 or fewer yards	50 vs. Indiana (9/24/11)
Allowed 100 or fewer yards	95 vs. Louisiana-Lafayette (10/15/11)

Passing Defense

Allowed 10 or fewer yards	7 vs. Abilene Christian (9/1/94)
Allowed 30 or fewer yards	27 vs. Nicholls State (9/7/02)
Allowed 50 or fewer yards	45 vs. Army (9/18/10)
Allowed 100 or fewer yards	91 vs. Middle Tennessee (12/3/11)
Allowed 150 or fewer yards	142 at Florida Atlantic (9/29/12)
Allowed 200 or fewer yards	142 at Florida Atlantic (9/29/12)

Miscellaneous Team

NT wins when holding opponents to 10 points or less	31 consecutive, last loss at Marshall 7-0 (11/25/88)
NT wins when scoring 30 points or more	8, last win vs. Ball State (9/14/13)
Last shutout win	21-0 vs. Troy (10/30/03)

NORTH TEXAS FOOTBALL

THE LAST TIME.....

Individual Rushing

Had a player rush for 100 or more yards	102 by Brandin Byrd vs. WKU (11/24/12)
Had 2 players rush for 100 or more yards.....	139 by Antoine Jimmerson vs. Texas So. (9/8/12); 106 by Brandin Byrd vs. Texas So. (9/8/12)
Had a player rush for 150 or more yards	313 by Lance Dunbar vs. MTSU (12/3/11)
Had a player rush for 200 or more yards	313 by Lance Dunbar vs. MTSU (12/3/11)
Had a player rush for 250 or more yards	313 by Lance Dunbar vs. MTSU (12/3/11)
Had a player rush for 300 or more yards	313 by Lance Dunbar vs. MTSU (12/3/11)
Had a player rush for 2 or more TD's	2 by Antoine Jimmerson at MTSU (10/27/12)
Had a player rush for 3 or more TD's	4 by Lance Dunbar vs. MTSU (12/3/11)
Had a player rush for 4 or more TD's	4 by Lance Dunbar vs. MTSU (12/3/11)
Had a player rush for 5 or more TD's	Never

Individual Passing

Had a player pass for 200 or more yards	274 by Derek Thompson vs. Ball State (9/14/13)
Had a player pass for 250 or more yards	274 by Derek Thompson vs. Ball State (9/14/13)
Had a player pass for 300 or more yards	349 by Derek Thompson vs. Idaho (8/31/13)
Had a player pass for 400 or more yards	478 by Giovanni Vizza vs. Navy (11/10/07)
Had a player pass for 500 or more yards	601 by Daniel Meager at SMU (9/8/07)
Had a player pass for 2 or more TD's	2 by Derek Thompson vs. Idaho (8/31/13)
Had a player pass for 3 or more TD's	3 by Derek Thompson vs. ULM (10/22/11)
Had a player pass for 4 or more TD's	4 by Riley Dodge vs. WKU (10/31/09)
Had a player pass for 5 or more TD's	8 by Giovanni Vizza vs. Navy (11/10/07)

Individual Receiving

Had a player with 10 or more receptions in a game	10 by Jamaal Jackson at Louisiana-Lafayette (10/10/09)
Had a player with 15 or more receptions in a game	18 by Casey Fitzgerald at SMU (9/8/07)
Had a player receive 100 or more yards	135 by Brelan Chancellor vs. Idaho (8/31/13)
Had 2 players receive 100 or more yards.....	126 by Ivan Delgado; 107 by Brelan Chancellor vs. Troy (9/22/12)
Had a player receive 150 or more yards	152 by Lance Dunbar vs. Indiana (9/24/11)
Had a player receive 200 or more yards	231 by Casey Fitzgerald vs. Louisiana-Lafayette (10/11/08)
Had a player receive 250 or more yards	327 by Casey Fitzgerald at SMU (9/8/07)
Had a player receive 300 or more yards	327 by Casey Fitzgerald at SMU (9/8/07)
Had a player receive 2 or more TD's	2 by Brelan Chancellor at LSU (9/1/12)
Had a player receive 3 or more TD's	5 by Casey Fitzgerald vs. Navy (11/10/07)
Had a player receive 4 or more TD's	5 by Casey Fitzgerald vs. Navy (11/10/07)
Returned a kickoff for a TD	93 yards by Brelan Chancellor vs. Kansas State (11/27/10)
Returned a punt for a TD	85 yards by Johnny Quinn vs. ULM (10/30/04)
Returned an INT for a TD	2x, Steven Ford and Royce Hill vs. FAU (10/8/11)
Returned a fumble for a TD	16 yards by Julian Herron vs. ULM (10/22/11)
Blocked a punt	Lairamie Lee vs. MTSU (12/3/11)
Returned a blocked punt for a TD	3 yards by Julian Herron vs. MTSU (12/3/11)
Returned a blocked FG for a TD	66 yards by Phillip Littlejohn vs. Idaho (10/4/97)
Recorded a safety	Team Safety vs. Arkansas St. (11/3/12)

NORTH TEXAS FOOTBALL

OPPONENT LAST TIME.....

Rushing Offense

Rushed for 150 or more yards.....	163 by Ball State (9/14/13)
Rushed for 200 or more yards.....	203 by Ohio (9/7/13)
Rushed for 250 or more yards.....	302 at Houston (10/6/12)
Rushed for 300 or more yards.....	302 at Houston (10/6/12)

Passing Offense

Passed for 300 or more yards.....	333 by Ball State (9/14/13)
Passed for 400 or more yards.....	458 by Houston (9/10/11)
Passed for 500 or more yards.....	563 by Houston (9/10/11)

Total Offense

Had more than 400 total yards.....	496 by Ball State (9/14/13)
Had more than 450 total yards.....	496 by Ball State (9/14/13)
Had more than 500 total yards.....	518 by ULM (11/17/12)

Individual Rushing

Had a player rush for 100 or more yards.....	141 by Horacio Banks, Ball State (9/14/13)
Had 2 players rush for 100 or more yards.....	141 by Kenny Hilliard, LSU (9/1/12); 123 by Alfred Blue, LSU (9/1/12)
Had a player rush for 150 or more yards.....	245 by Antonio Andrews, WKU (11/24/12)
Had a player rush for 200 or more yards.....	245 by Antonio Andrews, WKU (11/24/12)
Had a player rush for 2 or more TD's.....	2 by Kenny Hilliard, LSU (9/1/12)
Had a player rush for 3 or more TD's.....	3 by Trent Richardson, Alabama (9/17/11)

Individual Passing

Had a player pass for 300 or more yards.....	333 by Keith Wenning, Ball State, (9/14/13)
Had a player pass for 400 or more yards.....	458 by Case Kennum, Houston (9/10/11)
Had a player pass for 3 or more TD's.....	324 by Kolton Browning, ULM (11/17/12)
Had a player pass for 4 or more TD's.....	4 by Corey Robinson, Troy, (11/12/11)

Individual Receiving

Had a player receive 150 or more yards.....	187 by Patrick Edwards, Houston, (9/10/11)
Had a player receive 200 or more yards.....	263 by Trevor Insley, Nevada (10/30/99)
Had 2 players receive 100 or more yards.....	140 by Kyle Griswold; 121 by Anthony Amos, MTSU (10/27/12)
Had a player receive 3 or more TD's.....	3 by Jason Chery, Louisiana-Lafayette (10/11/08)

Scoring

Scored 30 or more points.....	42 by ULM (11/17/12)
Scored 40 or more points.....	42 by ULM (11/17/12)
Scored 50 or more points.....	50 by Troy (10/24/09)
Scored 60 or more points.....	77 by Rice (9/27/08)

Returned a kickoff for a TD.....	100 yards by Luther Ambrose, ULM, (10/22/11)
Returned a punt for a TD.....	70 yards by Odell Beckham, LSU, (9/1/12)
Returned an INT for a TD.....	42 yards by Javon Johnson, Ohio, (9/7/13)
Returned a fumble for a TD.....	3 yards by Brian Jones, Ball State, (9/14/13)
Returned a blocked punt for a TD.....	33 yards by Andrew Joseph, Louisiana- Lafayette (10/10/09)
Returned a blocked FG for a TD.....	60 yards by Gary Love, Arizona, (9/28/02)
Recorded a safety.....	Team, Troy, (10/24/09)

North Texas Overtime Record (1-1)

October 7, 2006


North Texas 25 FIU 22 7 OT's

September 12, 2009

Ohio 31 North Texas 30 2OT's

NORTH TEXAS FOOTBALL

MEAN GREEN SEASON AND CAREER HIGHS - OFFENSE



Derek Thompson
Sr • 6-4 • 218
Glen Rose, Texas
Quarterback
#7

2013 Season Highs
 Attempts 47 vs. Ball St (9/14/13)
 Completions 31 vs. Ball St (9/14/13)
 Passing Yards 349 vs. Idaho (8/31/13)
 Passing TD's 2, twice
 Longest Pass 85 vs. Idaho (8/31/13)
 Rushing Yards 72 vs. Ball St (9/14/13)
 Long Rush 26 vs. Ball St (9/14/13)

Career Highs
 Attempts 47, twice
 Completions 31, twice
 Passing Yards 349 vs. Idaho (8/31/13)
 Passing TD's 3, twice
 Longest Pass 85 vs. Idaho (8/31/13)
 Rushing Yards 72 vs. Ball St (9/14/13)
 Long Rush 26 vs. Ball St (9/14/13)



Brandin Byrd
Sr • 5-10 • 223
Copperas Cove, Texas
Running Back
#24

2013 Season Highs
 Rushes 17 vs. Ball St (9/14/13)
 Rushing Yards 79 vs. Ball St (9/14/13)
 Longest Rush 27 vs. Idaho (8/31/13)
 Long Reception 11 vs. Ball St (9/14/13)
 Touchdowns 2 vs. Idaho (8/31/13)

Career Highs
 Rushes 23 vs. Texas So. (9/8/12)
 Rushing Yards 109 vs. S. Alabama (11/10/12)
 Longest Rush 85 vs. S. Alabama (11/10/12)
 Long Reception 16 vs. FIU (9/1/11)
 Touchdowns 2, twice
 100-yard rushing games 2



Antoine Jimmerson
So • 5-9 • 222
Dallas, Texas
Running Back
#22

2013 Season Highs
 Rushes 12 vs. Ohio (9/7/13)
 Rushing Yards 40 vs. Idaho (8/31/13)
 Longest Rush 20 vs. Idaho (8/31/13)
 Long Reception
 Touchdowns 1 vs. Ohio (9/7/13)

Career Highs
 Rushes 16, twice
 Rushing Yards 139 vs. Texas So. (9/8/12)
 Longest Rush 45 vs. Kansas St. (9/15/12)
 Long Reception 78 vs. ULL (10/16/12)
 Touchdowns 2, twice



Reggie Pegram Jr.
Jr • 5-9 • 221
Terrell, Texas
Running Back
#2

2013 Season Highs
 Rushes 13 vs. Idaho (8/31/13)
 Rushing Yards 65 vs. Ball St (9/14/13)
 Longest Rush 32 vs. Ball St (9/14/13)
 Long Reception
 Touchdowns 1, twice

Career Highs
 Rushes 13 vs. Idaho (8/31/13)
 Rushing Yards 65 vs. Ball St (9/14/13)
 Longest Rush 32 vs. Ball St (9/14/13)
 Long Reception
 Touchdowns 1, twice



Breelan Chancellor
Sr • 5-9 • 186
Copperas Cove, Texas
Wide Receiver
#3

2013 Season Highs
 Receptions 9 vs. Ball St (9/14/13)
 Receiving Yards 135 vs. Idaho (8/31/13)
 Touchdowns 1, twice
 Long Reception 85 vs. Idaho (8/31/13)
 Longest Rush 9 vs. Idaho (8/31/13)
 Longest KR 29 vs. Ball St (9/14/13)

Career Highs
 Receptions 9 vs. Ball St (9/14/13)
 Receiving Yards 135, twice
 Touchdowns 2, twice
 Long Reception 85 vs. Idaho (8/31/13)
 Longest Rush 46 vs. Texas So. (9/8/12)
 Longest KR 93 vs. Kansas St. (11/27/10)



Darnell Smith
Sr • 6-1 • 203
Garland, Texas
Wide Receiver
#80

2013 Season Highs
 Receptions 9 vs. Ohio (9/7/13)
 Receiving Yards 89 vs. Ohio (9/7/13)
 Touchdowns 1 vs. Ohio (9/7/13)
 Long Reception 46 vs. Idaho (8/31/13)


Career Highs
 Receptions 9 vs. Ohio (9/7/13)
 Receiving Yards 107 vs. Ark. St. (11/3/12)
 Touchdowns 1, three times
 Long Reception 46 vs. Idaho (8/31/13)



Carlos Harris
So • 5-8 • 172
Frisco, Texas
Wide Receiver
#8

2013 Season Highs
 Receptions 6 vs. Ball St (9/14/13)
 Receiving Yards 55 vs. Ohio (9/7/13)
 Touchdowns 1 vs. Ohio (9/7/13)
 Long Reception 33 vs. Ohio (9/7/13)

Career Highs
 Receptions 8 vs. ULM (11/17/12)
 Receiving Yards 128 vs. ULM (11/17/12)
 Touchdowns 1, twice
 Long Reception 33, twice




Drew Miller
Sr • 6-1 • 258
Prosper, Texas
Tight End
#86

2013 Season Highs
 Receptions 2 vs. Ball St (9/14/13)
 Receiving Yards 10 vs. Ball St (9/14/13)
 Touchdowns
 Long Reception 8 vs. Ball St (9/14/13)

Career Highs
 Receptions 3, four times
 Receiving Yards 50 vs. ULL (10/15/12)
 Touchdowns 1 vs. Troy (11/6/10)
 Long Reception 34 vs. Tulsa (10/1/11)

NORTH TEXAS FOOTBALL

MEAN GREEN SEASON AND CAREER HIGHS - DEFENSE/SPECIAL TEAMS



Richard Abbe
Sr • 6-4 • 320
Lubbock, Texas
Defensive Line
#97

2013 Season Highs
Tackles 1, twice
Tackles For Loss
Sacks
Interceptions


Career Highs
Tackles 3, twice
Tackles For Loss 1.0, three times
Sacks 1.0 vs. Texas So. (9/8/12)
Interceptions 1 vs. Arkansas St. (10/29/11)



Ryan Boutwell
Sr • 6-3 • 248
China Springs, Texas
Defensive Line
#90

2013 Season Highs
Tackles 3 vs. Ohio (9/7/13)
Tackles For Loss 0.5 vs. Ohio (9/7/13)
Sacks
Interceptions

Career Highs
Tackles 6 vs. Troy (11/12/11)
Tackles For Loss 1.0, five times
Sacks 1.0 vs. ULM (10-22-11)
Interceptions



Brandon McCoy
Sr • 6-2 • 257
Carrollton, Texas
Defensive Line
#93

2013 Season Highs
Tackles 6 vs. Ohio (9/7/13)
Tackles For Loss
Sacks
Interceptions

Career Highs
Tackles 7, twice
Tackles For Loss 2.0, twice
Sacks 2.0 vs. Alabama (9/17/11)
Interceptions



Aaron Bellazin
Sr • 6-2 • 265
Everman, Texas
Defensive Line
#44

2013 Season Highs
Tackles 5 vs. Idaho (8/31/13)
Tackles For Loss 1.0, twice
Sacks
Interceptions

Career Highs
Tackles 5, twice
Tackles For Loss 2.0, three times
Sacks 1.0, five times
Interceptions



Alexander Lincoln
Jr • 6-2 • 267
Cibolo, Texas
Defensive Line
#95

2013 Season Highs
Tackles 4 vs. Ohio (9/7/13)
Tackles For Loss 1.0 vs. Ball St (9/14/13)
Sacks
Interceptions

Career Highs
Tackles 4, twice
Tackles For Loss 1.0 vs. Texas So. (9/8/12)
Sacks
Interceptions



Chad Polk
So • 6-0 • 233
Dallas, Texas
Defensive Line
#42

2013 Season Highs
Tackles 4 vs. Ohio (9/7/13)
Tackles For Loss 1.0 vs. Idaho (8/31/13)
Sacks 1.0 vs. Idaho (8/31/13)
Interceptions

Career Highs
Tackles 4, twice
Tackles For Loss 1.0, twice
Sacks 1.0 vs. Idaho (8/31/13)
Interceptions



Zach Orr
Sr • 6-1 • 240
DeSoto, Texas
Linebacker
#35

2013 Season Highs
Tackles 11, twice
Tackles For Loss 1.0, twice
Sacks 1.0 vs. Idaho (8/31/13)
Interceptions

Career Highs
Tackles 12, three times
Tackles For Loss 2.0 vs. FAU (10/8/11)
Sacks 1, three times
Interceptions 1, twice



Will Wright
Sr • 6-2 • 221
Garland, Texas
Linebacker
#11

2013 Season Highs
Tackles 8 vs. Ohio (9/7/13)
Tackles For Loss 1.0, twice
Sacks
Interceptions 1 vs. Ball St (9/14/13)

Career Highs
Tackles 8, three times
Tackles For Loss 2.0 vs. Houston (9/10/11)
Sacks
Interceptions 1, twice

NORTH TEXAS FOOTBALL


MEAN GREEN SEASON AND CAREER HIGHS - DEFENSE/SPECIAL TEAMS



Derek Akunne
Jr • 6-0 • 244
Garland, Texas
Linebacker
#7

2013 Season Highs
 Tackles 9 vs. Ohio (9/7/13)
 Tackles For Loss 0.5 vs. Ohio (9/7/13)
 Sacks
 Interceptions

Career Highs
 Tackles 12 vs. Troy (9/22/12)
 Tackles For Loss 2.0, twice
 Sacks 1.0, twice
 Interceptions 1 vs. FAU (9/29/12)



Marcus Trice
Sr • 5-8 • 193
Mesquite, Texas
Safety
#8

2013 Season Highs
 Tackles 14 vs. Ohio (9/7/13)
 Tackles For Loss
 Sacks
 Interceptions 1 vs. Ohio (9/7/13)

Career Highs
 Tackles 14 vs. Ohio (9/7/13)
 Tackles For Loss 2.0, twice
 Sacks
 Interceptions 1, three times



Lairamie Lee
Jr • 5-10 • 195
Tyler, Texas
Safety
#27

2013 Season Highs
 Tackles 6 vs. Idaho (8/31/13)
 Tackles For Loss 1.0 vs. Idaho (8/31/13)
 Sacks
 Interceptions 1 vs. Ball St (9/14/13)


Career Highs
 Tackles 11, twice
 Tackles For Loss 1.0, twice
 Sacks
 Interceptions 1, twice



Hilbert Jackson
Sr • 6-1 • 185
Rowlett, Texas
Cornerback
#6

2013 Season Highs
 Tackles 3 vs. Idaho (8/31/13)
 Tackles For Loss
 Sacks
 Interceptions


Career Highs
 Tackles 15 vs. Houston (10/6/12)
 Tackles For Loss 1.5 vs. LSU (9/1/12)
 Sacks 1.0 vs. LSU (9/1/12)
 Interceptions



Zac Whitfield
So • 5-9 • 190
Sherman, Texas
Cornerback
#23

2013 Season Highs
 Tackles 4 vs. Ohio (9/7/13)
 Tackles For Loss
 Sacks
 Interceptions


Career Highs
 Tackles 10 vs. Arkansas St. (11/3/12)
 Tackles For Loss
 Sacks
 Interceptions 1, three times



Kenny Buyers
So • 5-11 • 177
Hurst, Texas
Cornerback
#31

2013 Season Highs
 Tackles 9 vs. Ball State (9/14/13)
 Tackles For Loss
 Sacks
 Interceptions 1 vs. Ohio (9/7/13)


Career Highs
 Tackles 9 vs. Ball State (9/14/13)
 Tackles For Loss
 Sacks
 Interceptions 1 vs. Ohio (9/7/13)



Blake Macek
Fr • 5-9 • 186
Sulphur Springs, Texas
Punter
#40

2013 Season Highs
 Longest Punt 53 vs. Ohio (9/7/13)
 Number of Punts 7 vs. Ohio (9/7/13)

Career Highs
 Longest Punt 53 vs. Ohio (9/7/13)
 Number of Punts 7 vs. Ohio (9/7/13)



Zach Paul
So • 5-9 • 185
Frisco, Texas
Kicker
#26

2013 Season Highs
 Longest Kick 48 yards vs. Ball St (9/14/13)
 FG in a game 4 vs. Ball St (9/14/13)

Career Highs
 Longest Kick 48 vs. Ball St (9/14/13)
 FG in a game 4 vs. Ball St (9/14/13)

NORTH TEXAS FOOTBALL

DEPTH CHART

OFFENSE

LT	71	ANTONIO JOHNSON, 6-6, 294, JR., 2L, DIBOLL, TX
	72	RYAN RENTFRO, 6-4, 298, FR., RS, FLOWER MOUND, TX
LG	57	MASON Y'BARBO, 6-2, 307, JR., 2L, SULPHUR SPRINGS, TX
	77	TRAVIS ELLARD, 6-3, 290, SO., SQ, DEER PARK, TX
C	50	KAYDON KIRBY, 6-3, 313, FR., RS, FLOWER MOUND, TX <i>or</i>
	53	SHAWN MCKINNEY, 6-4, 365, JR., TR, HUBBARD, TX
RG	62	CYRIL LEMON, 6-3, 304, JR., 2L, MARBLE FALLS, TX
	65	MICAH THOMPSON, 6-4, 316, SO., SQ, JONES, OK
RT	64	LACHRIS ANYIAM, 6-4, 296, SR., 2L, ALLEN, TX
	78	CONNOR TRUSSELL, 6-5, 287, FR., RS, ARLINGTON, TX
WR	80	DARNELL SMITH, 6-1, 203, SR., 1L, GARLAND, TX
	17	LYNRICK PLEASANT, 6-2, 205, SR., 2L, MESQUITE, TX
WR	9	CARLOS HARRIS, 5-8, 172, SO., 1L, FRISCO, TX
	11	DARIUS TERRELL, 6-3, 212, JR., DeSOTO, TX <i>or</i> 4 DARVIN KIDSY, 6-0, 174, FR., HS, MISSOURI CITY, TX
WR	3	BRELAN CHANCELLOR, 5-9, 186, SR., 3L, COPPERAS COVE, TX
	83	CARL CALDWELL, 5-10, 176, SR., SQ, WHITEHOUSE, TX
TE	86	DREW MILLER, 6-1, 258, SR., 3L, PROSPER, TX
	89	DANIEL PRIOR, 6-2, 246, SR., 3L, HENDERSON, TX
RB	24	BRANDIN BYRD, 5-10, 223, SR., 3L, COPPERAS COVE, TX
	22	ANTOINETTE JIMMERSON, 5-9, 222, SO., 1L, DALLAS, TX <i>or</i> 2 REGGIE PEGRAM, 5-9, 221, JR., TR, DALLAS, TX
QB	7	DEREK THOMPSON, 6-4, 218, SR., 3L, GLEN ROSE, TX
	5	ANDREW McNULTY, 6-1, 210, SO., 1L, IOWA CITY, IA <i>or</i> 16 BROCK BERGLUND, 6-4, 213, SO. TR, HIGHLANDS RANCH
CO, <i>or</i> 6 DAJON WILLIAMS, 6-3, 199, FR., HS, PFLUGERVILLE, TX		

DEFENSE

DT	97	RICHARD ABBE, 6-4, 320, SR., 3L, LUBBOCK TX
	91	AUSTIN ORR, 6-4, 272, SO., SQ, SEABROOK, TX
DT	90	RYAN BOUTWELL, 6-3, 248, SR., 3L, CHINA SPRINGS, TX
	95	ALEXANDER LINCOLN, 6-2, 267, JR., 2L, CIBOLO, TX
DE	44	AARON BELLAZIN, 6-2, 265, SR., 3L, EVERMAN, TX
	42	CHAD POLK, 6-0, 223, SO., 1L, DALLAS, TX
DE	49	DARYL MASON, 6-3, 253, JR., 1L, GARLAND, TX
	30	JARRIAN ROBERTS, 6-2, 238, FR., RS, CLARKSVILLE, TX
MLB	35	ZACH ORR, 6-1, 240, SR., 3L, DeSOTO, TX
	32	FRED SCOTT, 5-11, 235, FR., HS, KENNEDALE, TX
OLB	11	WILL WRIGHT, 6-2, 221, SR., 2L, GARLAND, TX
	18	JAMAL MARSHALL, 6-2, 210, SO., 1L, MISSOURI CITY, TX
OLB	7	DEREK AKUNNE, 6-0, 244, JR., 2L, GARLAND, TX
	52	SED ELLIS, 6-3, 189 FR., HS, PARIS, TX
CB	31	KENNY BUYERS, 5-11, 177, SO., 1L, HURST, TX
	23	ZAC WHITFIELD, 5-9, 190, SO., 1L, SHERMAN, TX
CB	6	HILBERT JACKSON, 6-1, 185, SR., 3L, ROWLETT, TX
	13	JAMES JONES, 5-11, 173, JR., TR, HOUSTON, TX
FS	8	MARCUS TRICE, 5-8, 193, SR., 1L, MESQUITE, TX
	37	SHELDON WADE, 5-11, 181, JR., TR, KNOXVILLE, TN
SS	27	LAIRAMIE LEE, 5-10, 195, JR., 2L, TYLER, TX
	1	ZED EVANS, 5-11, 198, JR., TR, DALLAS, TX

SPECIAL TEAMS

PK	37	ZACH OLEN, 5-9, 221, SR., 3L, RICHARDSON, TX <i>or</i>
	26	ZACH PAUL, 5-9, 155, SO., 1L, FRISCO, TX
P	40	BLAKE MACEK, 5-9, 186, FR., RS, SULPHUR SPRINGS, TX
	68	ERIC KEENA, 6-2, 155, FR., HS, KELLER, TX
KR	3	BRELAN CHANCELLOR, 5-9, 186, SR., 3L, COPPERAS COVE, TX
	13	JAMES JONES, 5-11, 173, JR., TR, HOUSTON, TX
PR	3	BRELAN CHANCELLOR, 5-9, 186, SR., 3L, COPPERAS COVE, TX
	13	JAMES JONES, 5-11, 173, JR., TR, HOUSTON, TX
DS	58	TONY JOHNSON, 6-1, 217, FR., RS, FORT WORTH, TX
PH	40	BLAKE MACEK, 5-9, 186, FR., RS, SULPHUR SPRINGS, TX

Pronunciation Guide

Derek Akunne	AH-Kuhn-A
LaChris Anyiam	AN-YEE-um
Michael Banogu	Bahn-nuh-goo
Aaron Bellazin	Bell-AH-Zeen
Brelan Chancellor	Bree-Lan
Malik Dilonga	Ma-Leek Dill-Long-UH
Andy Flusche	Flu-Shee
Mustafa Haboul	HA-Boul
Lairamie Lee	LARE-Uh-MEE
Blake Macek	MA-Sick
Cyril Lemon	SEAR-Rill
Reggie Pegram	Pea-grum
John Schilleci	Sha-Lay-See
Dajon Williams	Day-jon (like Dijon mustard)
Mason Y'Barbo	Why-Barbo

NORTH TEXAS FOOTBALL

MEAN GREEN CAREER STARTS

<u>WR</u>	
D. Smith	4

<u>RB</u>	
Byrd	15

<u>WR</u>	
Harris	4

<u>QB</u>	
Thompson	27
McNulty	1

<u>WR</u>	
Chancellor	12

<u>TE</u>	
Miller	14
T. Smith	5
Prior	1

<u>RT</u>	
Anyiam	9

<u>RG</u>	
Lemon	27

<u>C</u>	
Kirby	3
McKinney	0

<u>LG</u>	
Y'Barbo	27

<u>LT</u>	
A. Johnson	26

<u>DE</u>	
McCoy	20
Mason	4
Polk	1

<u>DT</u>	
Abbe	7
Lincoln	6

<u>DT</u>	
Boutwell	21

<u>DE</u>	
Bellazin	5

<u>LOLB</u>	
Wright	9

<u>MLB</u>	
Orr	25

<u>ROLB</u>	
Akunne	17

<u>CB</u>	
Whitfield	14
Buyers	1

<u>CB</u>	
Jackson	15

<u>SS</u>	
Trice	15

<u>FS</u>	
Lee	12
Busby	3

NORTH TEXAS FOOTBALL

ROSTER - NUMERICAL

No.	Name	Pos.	Ht.	Wt.	Cl.	Exp	Hometown (Last School)
							37 Olen, Zach K 5-9 221 Sr. 3L Richardson, Texas (Berkner HS)
1	Evans, Zed	DB	5-11	198	Jr.	TR	Dallas, Texas (Louisville)
1	Smiley, Turner	WR	6-0	187	Fr.	HS	Frisco, Texas (Wakeland HS)
2	Johnson, D.Q.	DB	5-11	188	Sr.	SQ	Des Moines, Iowa (Iowa Western CC)
2	Pegram, Reggie	RB	5-9	221	Jr.	TR	Terrell, Texas (Purdue)
3	Chancellor, Brelan	WR	5-9	186	Sr.	3L	Copperas Cove, Texas (Copperas Cove HS)
3	Minor, Calvin	LB	6-3	207	Fr.	HS	Lewisville, Texas (Lewisville HS)
4	Kidsy, Darvin	WR	6-0	174	Fr.	HS	Missouri City, Texas (Elkins HS)
5	Busby, David	DB	5-11	188	So.	1L	Coppell, Texas (Coppell HS)
5	McNulty, Andrew	QB	6-1	210	So.	1L	Iowa City, Iowa (Iowa City HS)
6	Jackson, Hilbert	DB	6-1	185	Sr.	3L	Rowlett, Texas (Rowlett HS)
6	Williams, Dajon	QB	6-3	199	Fr.	HS	Pflugerville, Texas (Connally HS)
7	Akunne, Derek	LB	6-0	244	Jr.	2L	Garland, Texas (North Garland HS)
7	Thompson, Derek	QB	6-4	218	Sr.	3L	Glen Rose, Texas (Glen Rose HS)
8	Lewis, Mark	RB	5-10	210	Fr.	RS	Livonia, Louisiana (Livonia HS)
8	Trice, Marcus	DB	5-8	193	Sr.	1L	Mesquite, Texas (Oklahoma)
9	Harris, Carlos	WR	5-8	172	So.	1L	Frisco, Texas (Frisco HS)
9	Johnson, Brandon	WR	6-0	208	Jr.	TR	DeSoto, Texas (DeSoto HS)
10	Teegarden, Derrick	WR	6-0	204	Jr.	1L	Odessa, Texas (Odessa HS)
11	Terrell, Darius	WR	6-3	212	Jr.	TR	DeSoto, Texas (Texas)
11	Wright, Will	LB	6-2	221	Sr.	3L	Garland, Texas (South Garland HS)
13	Davis, Jeff	QB	6-1	185	Fr.	HS	Frisco, Texas (Paris Episcopal)
13	Jones, James	DB	5-11	173	Jr.	DB	Houston, Texas (Kilgore JC)
14	Evans, Erick	RB	5-9	190	Fr.	HS	Dallas, Texas (Seagoville HS)
14	Loving, Chris	TE	6-4	272	Jr.	JC	Klein, Texas (Blinn CC)
15	Marshall, Mike	WR	6-0	207	Jr.	2L	Grand Prairie, Texas (South Grand Prairie HS)
16	Berglund, Brock	QB	6-4	213	So.	TR	Highlands Ranch, Colorado (Kansas)
16	Davis, Chad	DB	5-10	180	Fr.	HS	Richmond, Texas (Bush HS)
17	Pleasant, Lynrick	WR	6-2	205	Sr.	2L	Mesquite, Texas (Mesquite HS)
18	Marshall, Jamal	LB	6-3	210	So.	1L	Missouri City, Texas (Fort Bend Elkins HS)
18	Smith, Marcus	TE	6-4	255	So.	SQ	San Antonio, Texas (Warren HS)
19	Schilleci, John	DB	6-0	193	Fr.	HS	Denton, Texas (Guyer HS)
20	Allen, Brandon	DB	6-0	183	So.	SQ	Arlington, Texas (Summit HS)
20	Rollins, Rex	RB	6-1	197	Fr.	RS	Tyler, Texas (Chapel Hill HS)
21	Warner, Freddie	DB	5-10	189	So.	1L	Dallas, Texas (Pinkston HS)
21	Wilhite, Jamaime	RB	5-8	200	Jr.	SQ	Denton, Texas (Guyer HS)
22	Jimmerson, Antoinne	RB	5-9	222	So.	1L	Dallas, Texas (DeSoto HS)
23	Whitfield, Zac	DB	5-9	190	So.	1L	Sherman, Texas (Sherman HS)
24	Byrd, Brandin	RB	5-10	223	Sr.	3L	Copperas Cove, Texas (Copperas Cove HS)
25	Ashton, Peter	DB	6-1	206	Jr.	TR	Keller, Texas (Oregon State)
25	Monroe, Bryan	RB	5-8	187	Sr.	SQ	Prosper, Texas (Prosper HS)
25	Tucker, Andrew	DB	6-0	199	Fr.	HS	Tyler, Texas (Chapel Hill HS)
26	Paul, Zach	K	5-9	185	So.	SQ	Frisco, Texas (Wakeland HS)
27	Lee, Lairamie	DB	5-10	195	Jr.	2L	Tyler, Texas (Chapel Hill HS)
29	Squier, Brock	DB	5-9	195	Fr.	RS	Sanger, Texas (Sanger HS)
30	Roberts, Jarrian	DE	6-2	238	Fr.	RS	Clarksville, Texas (Clarksville HS)
31	Buyers, Kenny	DB	5-11	177	So.	1L	Hurst, Texas (L.D. Bell HS)
31	Chelf, John	WR	5-11	178	Jr.	SQ	Iowa City, Iowa (Iowa)
32	Jarvis, Jamarcus	DB	5-10	212	Fr.	RS	Gonzales, Louisiana (East Ascension HS)
32	Scott, Fred	LB	5-11	235	Fr.	HS	Kennedale, Texas (Kennedale HS)
34	Hubbard, Willie	WR	5-10	168	Jr.	SQ	Euleess, Texas (Trinity HS)
35	Orr, Zach	LB	6-1	240	Sr.	3L	DeSoto, Texas (DeSoto HS)
36	Davis, Brandon	LB	6-0	215	So.	SQ	Duncanville, Texas (Duncanville HS)
							37 Wade, Sheldon DB 5-11 181 Jr. TR Knoxville, Tennessee (Austin Peay)
							38 Campbell, Brendan DB 6-2 201 Jr. 1L Killeen, Texas (Harker Heights HS)
							40 Macek, Blake P 5-9 186 Fr. RS Sulphur Springs, Texas (Sulphur Springs HS)
							41 Pratt, Ricky DB 5-7 170 Jr. TR Grand Prairie, Texas (Cisco JC)
							42 Polk, Chad DE 6-0 223 So. 1L Dallas, Texas (Woodrow Wilson HS)
							44 Bellazin, Aaron DE 6-2 265 Sr. 3L Everman, Texas (Everman HS)
							45 Jefferson, Tarik LB 6-0 214 Jr. TR Mesquite, Texas (Lon Morris)
							48 Reinhardt, Wylie TE 6-4 275 Fr. HS Saginaw, Texas (Saginaw HS)
							49 Mason, Daryl DE 6-3 253 Jr. 1L Garland, Texas (Rowlett HS)
							50 Kirby, Kaydon OL 6-3 313 Fr. RS Flower Mound, Texas (Flower Mound HS)
							50 Lewis, Robert LB 6-0 220 Jr. 1L Mesquite, Texas (Mesquite HS)
							52 Ellis, Sed LB 6-3 189 Fr. HS Paris, Texas (Paris HS)
							53 McKinney, Shawn OL 6-4 365 Jr. TR Hubbard, Texas (Trinity Valley CC)
							54 Dunham, Blake DS 6-1 223 Jr. 1L Argyle, Texas (Argyle HS)
							56 Dilonga, Malik DE 6-4 251 Fr. RS Cedar Hill, Texas (Trinity Christian School)
							57 Y'Barbo, Mason OL 6-2 307 Jr. 2L Sulphur Springs, Texas (Sulphur Springs HS)
							58 Johnson, Tony DS 6-1 217 Fr. RS Fort Worth, Texas (South Grand Prairie HS)
							59 Nelson, Cody OL 6-5 277 Fr. HS Keller, Texas (Keller HS)
							62 Lemon, Cyril OL 6-3 304 Jr. 2L Marble Falls, Texas (Marble Falls HS)
							63 Moore, Sid DL 6-1 267 Fr. HS Van, Texas (Van HS)
							64 Anyiam, LaChristopher OL 6-4 296 Sr. 1L Allen, Texas (Allen HS)
							65 Thompson, Micah OL 6-4 316 So. SQ Jones, Oklahoma (Jones HS)
							66 Banogu, Michael OL 6-5 292 So. HS McKinney, Texas (Prosper HS)
							68 Keena, Eric P 6-2 155 So. TR Keller, Texas (Sunrise Mountain HS)
							69 Melugin, Trevor OL 6-2 299 Fr. HS Prosper, Texas (Prosper HS)
							70 Wallace, Sir Calvin DT 6-2 293 Fr. RS Tyler, Texas (Chapel Hill HS)
							71 Johnson, Antonio OL 6-6 294 Jr. 2L Diboll, Texas (Diboll HS)
							72 Rentfro, Ryan OL 6-4 298 Fr. RS Flower Mound, Texas (Marcus HS)
							74 Feldt, Cam OL 6-5 299 Jr. SQ Pilot Point, Texas (Arkansas)
							76 Sorge, Harrison OL 6-5 304 Fr. HS Wichita Falls, Texas (Rider HS)
							77 Ellard, Travis OL 6-3 290 So. SQ Deer Park, Texas (Deer Park HS)
							78 Trussell, Connor OL 6-5 287 Fr. RS Arlington, Texas (Martin HS)
							79 Walker, Dominick OL 6-5 278 Fr. HS Sugar Land, Texas (Austin HS)
							80 Smith, Darnell WR 6-1 203 Sr. 1L Garland, Texas (Ellsworth CC)
							83 Caldwell, Carl WR 5-10 176 Sr. SQ Whitehouse, Texas (Kansas Wesleyan)
							84 Brown, Quenton DE 6-4 235 Jr. TR Tucker, Georgia (Eastern Arizona CC)
							85 Lancaster, Roderick WR 6-2 205 Fr. RS Dallas, Texas (Life School of Oak Cliff)
							86 Miller, Drew TE 6-1 258 Sr. 3L Prosper, Texas (Prosper HS)
							87 Jones, Cooper TE 6-4 243 So. SQ Lone Oak, Texas (Lone Oak HS)
							88 Smith, Tanner TE 6-3 250 Jr. 1L Fort Worth, Texas (Nolan Catholic HS)
							89 Prior, Daniel TE 6-2 246 Sr. 3L Henderson, Texas (Henderson HS)
							90 Boutwell, Ryan DT 6-3 248 Sr. 3L China Springs, Texas (China Springs HS)
							91 Orr, Austin DT 6-4 272 So. SQ Seabrook, Texas (Clear Lake HS)
							92 Smith, LaJaylin LB 6-0 221 So. 1L LaPlace, Louisiana (St. Charles Catholic HS)
							93 McCoy, Brandon DE 6-2 257 Sr. 3L Carrollton, Texas (Creekview HS)
							94 Haboul, Mustafa DT 6-0 253 Fr. RS Arlington, Texas (Martin HS)
							95 Lincoln, Alexander DT 6-2 267 Jr. 2L Cibolo, Texas (Steele HS)
							96 Carter, Cade TE 6-3 230 Jr. TR Lucas, Texas (Trinity Valley CC)
							97 Abbe, Richard DT 6-4 320 Sr. 3L Lubbock, Texas (Monterey HS)
							98 Lynn, Jarrod TE 6-0 233 So. SQ Grapevine, Texas (Grapevine HS)
							98 Watson, Dutton DT 6-3 273 Fr. RS Midland, Texas (Midland HS)
							99 Flusche, Andy DE 6-3 230 Fr. HS Muenster, Texas (Muenster HS)

NORTH TEXAS FOOTBALL

2013 NORTH TEXAS COMBINED TEAM STATISTICS

Date	Opponent	Score	Att.	Record:	Overall	Home	Away	Neutral
Aug 31, 2013	IDAHO	W 40-6	21975	All games	2-1	2-0	0-1	0-0
Sep 07, 2013	at OHIO	L 21-27	24511	Conference	0-0	0-0	0-0	0-0
Sep 14, 2013	BALL STATE	W 34-27	14747	Non-Conference	2-1	2-0	0-1	0-0

Rushing										Team Statistics		
gp	att	gain	loss	net	avg	td	lg	avg/g		NT	OPP	
BYRD, Brandin	3	35	166	3	163	4.7	2	27	54.3	FIRST DOWNS	72	53
PEGRAM, Reggie	3	33	141	6	135	4.1	2	32	45.0	Rushing	25	20
THOMPSON, Derek	3	15	97	12	85	5.7	1	26	28.3	Passing	41	27
JIMMERSON, A.	3	24	86	15	71	3.0	1	20	23.7	Penalty	6	6
ROLLINS, Rex	2	5	29	3	26	5.2	0	19	13.0	RUSHING YARDAGE	522	505
CHANCELLOR, B.	3	3	21	0	21	7.0	0	10	7.0	Rushing Attempts	128	96
PRIOR, Daniel	3	5	12	0	12	2.4	0	4	4.0	Average Per Rush	4.1	5.3
CALDWELL, Carl	2	1	6	0	6	6.0	0	6	3.0	Average Per Game	174.0	168.3
HARRIS, Carlos	3	1	5	0	5	5.0	0	5	1.7	TDs Rushing	7	1
MCNULTY, Andrew	2	2	6	4	2	1.0	0	6	1.0	PASSING YARDAGE	873	807
LEWIS, Mark	2	1	1	0	1	1.0	1	1	0.5	Comp-Att-Int	78-110-3	65-104-4
TEAM	2	3	0	5	-5	-1.7	0	0	-2.5	Average Per Pass	7.9	7.8
Total	3	128	570	48	522	4.1	7	32	174.0	Average Per Catch	11.2	12.4
Opponents	3	96	559	54	505	5.3	1	77	168.3	Average Per Game	291.0	269.0

Passing											
gp	effic	comp-att-int	pct	yds	td	lg	avg/g				
THOMPSON, Derek	3	149.72	73-103-2	70.9	818	5	85	272.7	TOTAL OFFENSE	1395	1312
WILLIAMS, Dajon	2	160.33	5-6-0	83.3	55	0	16	27.5	Average Per Play	5.9	6.6
MCNULTY, Andrew	2	-200.00	0-1-1	0.0	0	0	0	0.0	Average Per Game	465.0	437.3
Total	3	147.12	78-110-3	70.9	873	5	85	291.0	KICK RETURNS: #-Yards	11-243	8-191
Opponents	3	135.85	65-104-4	62.5	807	5	80	269.0	PUNT RETURNS: #-Yards	6-167	4-42

Receiving																	
gp	no.	yds	avg	td	lg	avg/g											
SMITH, Darnell	3	22	232	10.5	1	46	77.3	INT RETURNS: #-Yards	4-39	3-60							
CHANCELLOR, B.	3	16	256	16.0	2	85	85.3	FUMBLES-LOST	5-4	9-7							
HARRIS, Carlos	3	12	141	11.8	1	31	47.0	PENALTIES-Yards	25-219	25-200							
KIDSY, Darvin	3	8	89	11.1	0	24	29.7	PUNTS-AVG	12-37.1	12-45.5							
PLEASANT, L.	3	4	43	10.8	0	15	14.3	TIME OF POSSESSION/Game	33:00	27:00							
BYRD, Brandin	3	4	14	3.5	0	11	4.7	3RD-DOWN Conversions	22/47	17/40							
TERRELL, Darius	2	2	34	17.0	1	30	17.0	4TH-DOWN Conversions	3/6	0/4							
MILLER, Drew	3	2	10	5.0	0	8	3.3	Interceptions	no.	yds	avg	td	lg				
CALDWELL, Carl	2	2	10	5.0	0	8	5.0	WRIGHT, Will	1	0	0.0	0	0				
JIMMERSON, A.	3	2	1	0.5	0	2	0.3	BUYERS, Kenny	1	22	22.0	0	22				
MARSHALL, Mike	3	1	19	19.0	0	12	6.3	TRICE, Marcus	1	17	17.0	0	17				
ROLLINS, Rex	2	1	16	16.0	0	16	8.0	LEE, Lairamie	1	0	0.0	0	0				
TEEGARDEN, D.	3	1	12	12.0	0	12	4.0	Punting	no.	yds	avg	lg	tb	fc	i20	50+	blk
HUBBARD, Willie	1	1	-4	-4.0	0	0	-4.0	MACEK, Blake	11	415	37.7	53	1	1	4	1	0
Total	3	78	873	11.2	5	85	291.0	PAUL, Zach	1	30	30.0	30	0	0	1	0	0
Opponents	3	65	807	12.4	5	80	269.0	Punt Returns	no.	yds	avg	td	lg				

Field Goals									
fg	pct.	01-19	20-29	30-39	40-49	50-99	lg	blk	
PAUL, Zach	4-5	80.0	1-1	1-1	0-0	2-3	0-0	48	0
OLEN, Zach	0-1	0.0	0-0	0-0	0-0	0-0	0-1	0	0

Scoring									
td	fg	PAT			dxp	saf	pts		
		kick	rush	rcv	pass				
PAUL, Zach	-	4-5	7-7	-	-	-	-	19	
PEGRAM, Reggie	2	-	-	-	-	-	-	12	
CHANCELLOR, B.	2	-	-	-	-	-	-	12	
BYRD, Brandin	2	-	-	-	-	-	-	12	
THOMPSON, Derek	1	-	-	-	1-1	-	-	6	
JIMMERSON, A.	1	-	-	-	-	-	-	6	
TERRELL, Darius	1	-	-	-	-	-	-	6	
LEWIS, Mark	1	-	-	-	-	-	-	6	
HARRIS, Carlos	1	-	-	-	-	-	-	6	
SMITH, Darnell	1	-	-	-	-	-	-	6	
OLEN, Zach	-	0-1	2-4	-	-	-	-	2	
MILLER, Drew	-	-	-	-	1	-	-	2	
Total	12	4-6	9-11	-	1	1-1	-	95	
Opponents	8	2-6	6-7	-	-	0-1	-	60	

Score by Quarters						
	1st	2nd	3rd	4th	OT	Total
North Texas	24	25	22	24	0	95
Opponents	33	21	0	6	0	60

Tackles										Sacks		Pass defense		Fumbles		blkd	
##	Defensive Leaders	gp	ua	a	tot	tfl/yds	no	yds	int-yds	brup	qhb	rcv-yds	ff	kick	saf		
35	ORR, Zachary	3	13	19	32	1.5-22	1.0	21		2	2	2	2				
8	TRICE, Marcus	3	13	15	28				1-17	1		1-0	1	1			

NORTH TEXAS FOOTBALL

2013 NORTH TEXAS OVERALL TEAM STATISTICS

Team Statistics	NT	OPP
SCORING	95	60
Points Per Game	31.7	20.0
FIRST DOWNS	72	53
Rushing	25	20
Passing	41	27
Penalty	6	6
RUSHING YARDAGE	522	505
Yards gained rushing	570	559
Yards lost rushing	48	54
Rushing Attempts	128	96
Average Per Rush	4.1	5.3
Average Per Game	174.0	168.3
TDs Rushing	7	1
PASSING YARDAGE	873	807
Comp-Att-Int	78-110-3	65-104-4
Average Per Pass	7.9	7.8
Average Per Catch	11.2	12.4
Average Per Game	291.0	269.0
TDs Passing	5	5
TOTAL OFFENSE	1395	1312
Total Plays	238	200
Average Per Play	5.9	6.6
Average Per Game	465.0	437.3
KICK RETURNS: #-Yards	11-243	8-191
PUNT RETURNS: #-Yards	6-167	4-42
INT RETURNS: #-Yards	4-39	3-60
KICK RETURN AVERAGE	22.1	23.9
PUNT RETURN AVERAGE	27.8	10.5
INT RETURN AVERAGE	9.8	20.0
FUMBLES-LOST	5-4	9-7
PENALTIES-Yards	25-219	25-200
Average Per Game	73.0	66.7
PUNTS-Yards	12-445	12-546
Average Per Punt	37.1	45.5
Net punt average	31.9	29.9
KICKOFFS-Yards	19-1214	12-702
Average Per Kick	63.9	58.5
Net kick average	39.4	38.2
TIME OF POSSESSION/Game	33:00	27:00
3RD-DOWN Conversions	22/47	17/40
3rd-Down Pct	47%	42%
4TH-DOWN Conversions	3/6	0/4
4th-Down Pct	50%	0%
SACKS BY-Yards	5-39	2-5
MISC YARDS	0	0
TOUCHDOWNS SCORED	12	8
FIELD GOALS-ATTEMPTS	4-6	2-6
ON-SIDE KICKS	0-0	1-1
RED-ZONE SCORES	(7-9) 78%	(4-8) 50%
RED-ZONE TOUCHDOWNS	(5-9) 56%	(3-8) 38%
PAT-ATTEMPTS	(9-11) 82%	(6-7) 86%
ATTENDANCE	36722	24511
Games/Avg Per Game	2/18361	1/24511
Neutral Site Games		0/0

Score by Quarters	1st	2nd	3rd	4th	OT	Total
North Texas	24	25	22	24	0	95
Opponents	33	21	0	6	0	60

NORTH TEXAS FOOTBALL

2013 NORTH TEXAS INDIVIDUAL STATISTICS

Rushing	gp	att	gain	loss	net	avg	td	lg	avg/g
BYRD, Brandin	3	35	166	3	163	4.7	2	27	54.3
PEGRAM, Reggie	3	33	141	6	135	4.1	2	32	45.0
THOMPSON, Derek	3	15	97	12	85	5.7	1	26	28.3
JIMMERSON, A.	3	24	86	15	71	3.0	1	20	23.7
ROLLINS, Rex	2	5	29	3	26	5.2	0	19	13.0
CHANCELLOR, B.	3	3	21	0	21	7.0	0	10	7.0
PRIOR, Daniel	3	5	12	0	12	2.4	0	4	4.0
CALDWELL, Carl	2	1	6	0	6	6.0	0	6	3.0
HARRIS, Carlos	3	1	5	0	5	5.0	0	5	1.7
MCNULTY, Andrew	2	2	6	4	2	1.0	0	6	1.0
LEWIS, Mark	2	1	1	0	1	1.0	1	1	0.5
TEAM	2	3	0	5	-5	-1.7	0	0	-2.5
Total	3	128	570	48	522	4.1	7	32	174.0
Opponents	3	96	559	54	505	5.3	1	77	168.3

Passing	gp	effic	comp-att-int	pct	yds	td	lg	avg/g
THOMPSON, Derek	3	149.72	73-103-2	70.9	818	5	85	272.7
WILLIAMS, Dajon	2	160.33	5-6-0	83.3	55	0	16	27.5
MCNULTY, Andrew	2	-200.00	0-1-1	0.0	0	0	0	0.0
Total	3	147.12	78-110-3	70.9	873	5	85	291.0
Opponents	3	135.85	65-104-4	62.5	807	5	80	269.0

Receiving	gp	no.	yds	avg	td	lg	avg/g
SMITH, Darnell	3	22	232	10.5	1	46	77.3
CHANCELLOR, B.	3	16	256	16.0	2	85	85.3
HARRIS, Carlos	3	12	141	11.8	1	31	47.0
KIDSY, Darvin	3	8	89	11.1	0	24	29.7
PLEASANT, L.	3	4	43	10.8	0	15	14.3
BYRD, Brandin	3	4	14	3.5	0	11	4.7
TERRELL, Darius	2	2	34	17.0	1	30	17.0
CALDWELL, Carl	2	2	10	5.0	0	8	5.0
MILLER, Drew	3	2	10	5.0	0	8	3.3
JIMMERSON, A.	3	2	1	0.5	0	2	0.3
MARSHALL, Mike	3	1	19	19.0	0	12	6.3
ROLLINS, Rex	2	1	16	16.0	0	16	8.0
TEEGARDEN, D.	3	1	12	12.0	0	12	4.0
HUBBARD, Willie	1	1	-4	-4.0	0	0	-4.0
Total	3	78	873	11.2	5	85	291.0
Opponents	3	65	807	12.4	5	80	269.0

Punt Returns	no.	yds	avg	td	lg
CHANCELLOR, B.	6	167	27.8	0	62
Total	6	167	27.8	0	62
Opponents	4	42	10.5	0	17

Interceptions	no.	yds	avg	td	lg
WRIGHT, Will	1	0	0.0	0	0
TRICE, Marcus	1	17	17.0	0	17
BUYERS, Kenny	1	22	22.0	0	22
LEE, Lairamie	1	0	0.0	0	0
Total	4	39	9.8	0	22
Opponents	3	60	20.0	1	42

Kick Returns	no.	yds	avg	td	lg
CHANCELLOR, B.	5	131	26.2	0	29
JONES, James	4	82	20.5	0	29
BYRD, Brandin	1	21	21.0	0	21
ROBERTS, J.	1	9	9.0	0	9
Total	11	243	22.1	0	29
Opponents	8	191	23.9	0	43

Fumble Returns	no.	yds	avg	td	lg
Total	0	0	0.0	0	0
Opponents	1	3	3.0	1	3

NORTH TEXAS FOOTBALL

2013 NORTH TEXAS INDIVIDUAL STATISTICS

Scoring	td	fg	PAT				dpx	saf	pts	Total Offense						
			kick	rush	rcv	pass				q	plays	rush	pass	total	avg/q	
PAUL, Zach	-	4-5	7-7	-	-	-	-	-	19	THOMPSON, Derek	3	118	85	818	903	301.0
CHANCELLOR, B.	2	-	-	-	-	-	-	-	12	BYRD, Brandin	3	35	163	0	163	54.3
BYRD, Brandin	2	-	-	-	-	-	-	-	12	PEGRAM, Reggie	3	33	135	0	135	45.0
PEGRAM, Reggie	2	-	-	-	-	-	-	-	12	JIMMERSON, A.	3	24	71	0	71	23.7
THOMPSON, Derek	1	-	-	-	-	1-1	-	-	6	WILLIAMS, Dajon	2	6	0	55	55	27.5
HARRIS, Carlos	1	-	-	-	-	-	-	-	6	ROLLINS, Rex	2	5	26	0	26	13.0
JIMMERSON, A.	1	-	-	-	-	-	-	-	6	CHANCELLOR, B.	3	3	21	0	21	7.0
LEWIS, Mark	1	-	-	-	-	-	-	-	6	PRIOR, Daniel	3	5	12	0	12	4.0
SMITH, Darnell	1	-	-	-	-	-	-	-	6	CALDWELL, Carl	2	1	6	0	6	3.0
TERRELL, Darius	1	-	-	-	-	-	-	-	6	HARRIS, Carlos	3	1	5	0	5	1.7
OLEN, Zach	-	0-1	2-4	-	-	-	-	-	2	MCNULTY, Andrew	2	3	2	0	2	1.0
MILLER, Drew	-	-	-	-	1	-	-	-	2	LEWIS, Mark	2	1	1	0	1	0.5
Total	12	4-6	9-11	-	1	1-1	-	-	95	TEAM	2	3	-5	0	-5	-2.5
Opponents	8	2-6	6-7	-	-	0-1	-	-	60	Total	3	238	522	873	1395	465.0
										Opponents	3	200	505	807	1312	437.3

Field Goals	fg	pct.	01-19	20-29	30-39	40-49	50-99	lg	blk	Punting	no.	yds	avg	lg	tb	fc	i20	50+	blk
PAUL, Zach	4-5	80.0	1-1	1-1	0-0	2-3	0-0	48	0	MACEK, Blake	11	415	37.7	53	1	1	4	1	0
OLEN, Zach	0-1	0.0	0-0	0-0	0-0	0-0	0-1	0	0	PAUL, Zach	1	30	30.0	30	0	0	1	0	0
										Total	12	445	37.1	53	1	1	5	1	0
										Opponents	12	546	45.5	62	1	2	2	3	0

FG Sequence	North Texas	Opponents
Idaho	-	39
OHIO	44	40,(38),(22)
Ball State	(48),(22),(47),54,(19)	54,51

Numbers in (parentheses) indicate field goal was made.

All Purpose	q	rush	rcv	pr	kr	ir	total	avg/q
CHANCELLOR,	3	21	256	167	131	0	575	191.7
SMITH, Darnell	3	0	232	0	0	0	232	77.3
BYRD, Brandin	3	163	14	0	21	0	198	66.0
HARRIS, Carlos	3	5	141	0	0	0	146	48.7
PEGRAM, Reggi	3	135	0	0	0	0	135	45.0
KIDSY, Darwin	3	0	89	0	0	0	89	29.7
THOMPSON, D	3	85	0	0	0	0	85	28.3
JONES, James	3	0	0	0	82	0	82	27.3
JIMMERSON, A.	3	71	1	0	0	0	72	24.0
PLEASANT, L.	3	0	43	0	0	0	43	14.3
ROLLINS, Rex	2	26	16	0	0	0	42	21.0
TERRELL, Dariu	2	0	34	0	0	0	34	17.0
BUYERS, Kenny	3	0	0	0	0	22	22	7.3
MARSHALL, Mik	3	0	19	0	0	0	19	6.3
TRICE, Marcus	3	0	0	0	0	17	17	5.7
CALDWELL, Car	2	6	10	0	0	0	16	8.0
TEEGARDEN, D	3	0	12	0	0	0	12	4.0
PRIOR, Daniel	3	12	0	0	0	0	12	4.0
MILLER, Drew	3	0	10	0	0	0	10	3.3
ROBERTS, J.	3	0	0	0	9	0	9	3.0
MCNULTY, Andr	2	2	0	0	0	0	2	1.0
LEWIS, Mark	2	1	0	0	0	0	1	0.5
HUBBARD, Willi	1	0	-4	0	0	0	-4	-4.0
TEAM	2	-5	0	0	0	0	-5	-2.5
Total	3	522	873	167	243	39	1844	614.7
Opponents	3	505	807	42	191	60	1605	535.0

NORTH TEXAS FOOTBALL

2013 NORTH TEXAS DEFENSIVE STATISTICS

#	Defensive Leaders	gp	Tackles			tfl/yds	Sacks	Pass defense			Fumbles		blkd	
			ua	a	tot		no-yds	int-yds	brup	qbh	rcv-yds	ff	kick	saf
35	ORR, Zachary	3	13	19	32	1.5-22	1.0-21	.	2	2	2-0	2	.	.
8	TRICE, Marcus	3	13	15	28	.	.	1-17	1	.	1-0	1	1	.
7G	AKUNNE, Derek	3	10	11	21	0.5-1	.	.	1
11	WRIGHT, Will	3	8	7	15	2.0-9	.	1-0	2
27	LEE, Lairamie	3	10	5	15	1.0-1	.	1-0	.	.	2-0	2	.	.
13	JONES, James	3	7	6	13	1.0-6	1.0-6	1	.	.
44	BELLAZIN, Aaron	3	8	3	11	2.0-2
31	BUYERS, Kenny	3	8	3	11	.	.	1-22	.	.	1-0	.	.	.
42	POLK, Chad	3	4	5	9	1.0-1	1.0-1	.	1
23	WHITFIELD, Zac	3	7	2	9	.	.	.	1
93	MCCOY, Brandon	2	2	5	7	1
6	JACKSON, H.	3	5	1	6
90	BOUTWELL, Ryan	3	1	5	6	0.5-0
95	LINCOLN, A.	2	.	5	5	0.5-0	.	.	1
32	SCOTT, Fred	2	2	1	3
30	ROBERTS, J.	3	3	.	3	2.0-11	2.0-11
49	MASON, Daryl	2	1	1	2
89	PRIOR, Daniel	3	2	.	2
1	EVANS, Zed	1	1	1	2
97	ABBE, Richard	3	2	.	2	.	.	.	1
1H	MARSHALL, Jamal	2	2	.	2
17	PLEASANT, L.	3	1	.	1	1	.	.
2B	JOHNSON, D.Q.	3	1	.	1
9I	JOHNSON, B.	2	1	.	1
9	HARRIS, Carlos	3	.	1	1
92	SMITH, LaJaylin	2	1	.	1
91	ORR, Austin	2	1	.	1
3	CHANCELLOR, B.	3	1	.	1
TM	TEAM	2	1-0	.	.	.
	Total	3	115	96	211	12-53	5-39	4-39	10	3	7-0	7	1	.
	Opponents	3	146	103	249	20-50	2-5	3-60	8	3	4-3	2	1	.

NORTH TEXAS FOOTBALL

2013 NORTH TEXAS INDIVIDUAL SEASON AND CAREER HIGHS

SEASON										CAREER								
Rushing																		
	gp	att	gain	loss	net	avg	td	lg	avg/g	gp	att	gain	loss	net	avg	td	lg	avg/g
BYRD, Brandin	3	35	166	3	163	4.7	2	27	54.3	38	294	1347	57	1290	4.4	8	85	33.9
PEGRAM, Reggie	3	33	141	6	135	4.1	2	32	45.0	3	33	141	6	135	4.1	2	32	45.0
THOMPSON, Derek	3	15	97	12	85	5.7	1	26	28.3	30	110	382	141	241	2.2	6	26	8.0
JIMMERSON, A.	3	24	86	15	71	3.0	1	20	23.7	13	132	649	34	615	4.7	6	45	47.3
ROLLINS, Rex	2	5	29	3	26	5.2	0	19	13.0	2	5	29	3	26	5.2	0	19	13.0
CHANCELLOR, B.	3	3	21	0	21	7.0	0	10	7.0	33	25	236	14	222	8.9	2	46	6.7
PRIOR, Daniel	3	5	12	0	12	2.4	0	4	4.0	36	5	12	0	12	2.4	0	4	0.3
CALDWELL, Carl	2	1	6	0	6	6.0	0	6	3.0	2	1	6	0	6	6.0	0	6	3.0
HARRIS, Carlos	3	1	5	0	5	5.0	0	5	1.7	15	2	15	0	15	7.5	0	10	1.0
MCNULTY, Andrew	2	2	6	4	2	1.0	0	6	1.0	9	25	111	52	59	2.4	1	34	6.6
LEWIS, Mark	2	1	1	0	1	1.0	1	1	0.5	2	1	1	0	1	1.0	1	1	0.5
TEAM	2	3	0	5	-5	-1.7	0	0	-2.5									
Total	3	128	570	48	522	4.1	7	32	174.0									
Opponents	3	96	559	54	505	5.3	1	77	168.3									
Passing																		
	gp	effic	comp-att-int	pct	yds	td	lg	avg/g		gp	effic	comp-att-int	pct	yds	td	lg	avg/g	
THOMPSON, Derek	3	149.72	73-103-2	70.9	818	5	85	272.7		30	125.69	458-768-23	59.6	5369	31	85	179.0	
WILLIAMS, Dajon	2	160.33	5-6-0	83.3	55	0	16	27.5		2	160.33	5-6-0	83.3	55	0	16	27.5	
MCNULTY, Andrew	2	-200.00	0-1-1	0.0	0	0	0	0.0		9	101.67	28-52-4	53.8	352	1	46	39.1	
Total	3	147.12	78-110-3	70.9	873	5	85	291.0										
Opponents	3	135.85	65-104-4	62.5	807	5	80	269.0										
Receiving																		
	gp	no.	yds	avg	td	lg	avg/g		gp	no.	yds	avg	td	lg	avg/g			
SMITH, Darnell	3	22	232	10.5	1	46	77.3		15	50	611	12.2	3	46	40.7			
CHANCELLOR, B.	3	16	256	16.0	2	85	85.3		33	79	1175	14.9	10	85	35.6			
HARRIS, Carlos	3	12	141	11.8	1	31	47.0		15	31	404	13.0	2	33	26.9			
KIDSY, Darvin	3	8	89	11.1	0	24	29.7		3	8	89	11.1	0	24	29.7			
PLEASANT, L.	3	4	43	10.8	0	15	14.3		21	7	74	10.6	0	15	3.5			
BYRD, Brandin	3	4	14	3.5	0	11	4.7		38	24	128	5.3	0	16	3.4			
TERRELL, Darius	2	2	34	17.0	1	30	17.0		2	2	34	17.0	1	30	17.0			
MILLER, Drew	3	2	10	5.0	0	8	3.3		39	27	282	10.4	3	34	7.2			
CALDWELL, Carl	2	2	10	5.0	0	8	5.0		2	2	10	5.0	0	8	5.0			
JIMMERSON, A.	3	2	1	0.5	0	2	0.3		13	14	206	14.7	3	78	15.8			
MARSHALL, Mike	3	1	19	19.0	0	12	6.3		22	1	19	19.0	0	12	0.9			
ROLLINS, Rex	2	1	16	16.0	0	16	8.0		2	1	16	16.0	0	16	8.0			
TEEGARDEN, D.	3	1	12	12.0	0	12	4.0		13	5	64	12.8	0	22	4.9			
HUBBARD, Willie	1	1	-4	-4.0	0	0	-4.0		1	1	-4	-4.0	0	0	-4.0			
Total	3	78	873	11.2	5	85	291.0											
Opponents	3	65	807	12.4	5	80	269.0											
Total Offense																		
	g	plays	rush	pass	total	avg/g		g	plays	rush	pass	total	avg/g					
THOMPSON, Derek	3	118	85	818	903	301.0		30	878	241	5369	5610	187.0					
BYRD, Brandin	3	35	163	0	163	54.3		38	294	1290	0	1290	33.9					
PEGRAM, Reggie	3	33	135	0	135	45.0		3	33	135	0	135	45.0					
JIMMERSON, A.	3	24	71	0	71	23.7		13	132	615	0	615	47.3					
WILLIAMS, Dajon	2	6	0	55	55	27.5		2	6	0	55	55	27.5					
ROLLINS, Rex	2	5	26	0	26	13.0		2	5	26	0	26	13.0					
CHANCELLOR, B.	3	3	21	0	21	7.0		33	26	222	0	222	6.7					
PRIOR, Daniel	3	5	12	0	12	4.0		36	5	12	0	12	0.3					
CALDWELL, Carl	2	1	6	0	6	3.0		2	1	6	0	6	3.0					
HARRIS, Carlos	3	1	5	0	5	1.7		15	2	15	0	15	1.0					
MCNULTY, Andrew	2	3	2	0	2	1.0		9	77	59	352	411	45.7					
LEWIS, Mark	2	1	1	0	1	0.5		2	1	1	0	1	0.5					
TEAM	2	3	-5	0	-5	-2.5												
Total	3	238	522	873	1395	465.0												
Opponents	3	200	505	807	1312	437.3												

NORTH TEXAS FOOTBALL

2013 NORTH TEXAS INDIVIDUAL SEASON AND CAREER HIGHS

	SEASON							CAREER											
	td	fg	PAT				dxp	saf	pts	td	fg	PAT				dxp	saf	pts	
Scoring			kick	rush	rcv	pass						kick	rush	rcv	pass				
PAUL, Zach	-	4-5	7-7	-	-	-	-	-	-	19	-	4-6	7-7	-	-	-	-	-	19
PEGRAM, Reggie	2	-	-	-	-	-	-	-	-	12	2	-	-	-	-	-	-	-	12
BYRD, Brandin	2	-	-	-	-	-	-	-	-	12	8	-	-	1	-	-	-	-	50
CHANCELLOR, B.	2	-	-	-	-	-	-	-	-	12	14	-	-	-	-	-	-	-	84
TERRELL, Darius	1	-	-	-	-	-	-	-	-	6	1	-	-	-	-	-	-	-	6
HARRIS, Carlos	1	-	-	-	-	-	-	-	-	6	2	-	-	-	-	-	-	-	12
JIMMERSON, A.	1	-	-	-	-	-	-	-	-	6	9	-	-	-	-	-	-	-	54
LEWIS, Mark	1	-	-	-	-	-	-	-	-	6	1	-	-	-	-	-	-	-	6
SMITH, Darnell	1	-	-	-	-	-	-	-	-	6	3	-	-	-	-	-	-	-	18
THOMPSON, Derek	1	-	-	-	-	1-1	-	-	-	6	6	-	-	-	2-3	-	-	-	36
MILLER, Drew	-	-	-	-	1	-	-	-	-	2	3	-	-	1	-	-	-	-	20
OLEN, Zach	-	0-1	2-4	-	-	-	-	-	-	2	-	32-48	83-89	-	-	-	-	-	179
Total	12	4-6	9-11	-	1	1-1	-	-	-	95									
Opponents	8	2-6	6-7	-	-	0-1	-	-	-	60									

Punt Returns	no.	yds	avg	td	lg	no.	yds	avg	td	lg
CHANCELLOR, B.	6	167	27.8	0	62	27	218	8.1	0	62
Total	6	167	27.8	0	62					
Opponents	4	42	10.5	0	17					

Kick Returns	no.	yds	avg	td	lg	no.	yds	avg	td	lg
CHANCELLOR, B.	5	131	26.2	0	29	106	2499	23.6	2	93
JONES, James	4	82	20.5	0	29	4	82	20.5	0	29
BYRD, Brandin	1	21	21.0	0	21	13	157	12.1	0	21
ROBERTS, J.	1	9	9.0	0	9	1	9	9.0	0	9
Total	11	243	22.1	0	29					
Opponents	8	191	23.9	0	43					

Interceptions	no.	yds	avg	td	lg	no.	yds	avg	td	lg
LEE, Lairamie	1	0	0.0	0	0	2	0	0.0	0	0
TRICE, Marcus	1	17	17.0	0	17	3	29	9.7	0	17
BUYERS, Kenny	1	22	22.0	0	22	1	22	22.0	0	22
WRIGHT, Will	1	0	0.0	0	0	2	0	0.0	0	0
Total	4	39	9.8	0	22					
Opponents	3	60	20.0	1	42					

Fumble Returns	no.	yds	avg	td	lg	no.	yds	avg	td	lg
Total	0	0	0.0	0	0					
Opponents	1	3	3.0	1	3					

NORTH TEXAS FOOTBALL

2013 NORTH TEXAS INDIVIDUAL SEASON AND CAREER HIGHS

All Purpose	SEASON								CAREER							
	g	rush	rcv	pr	kr	ir	total	avg/g	g	rush	rcv	pr	kr	ir	total	avg/g
CHANCELLOR,	3	21	256	167	131	0	575	191.7	33	222	1175	218	2499	0	4114	124.7
SMITH, Darnell	3	0	232	0	0	0	232	77.3	15	0	611	0	0	0	611	40.7
BYRD, Brandin	3	163	14	0	21	0	198	66.0	38	1290	128	0	157	0	1575	41.4
HARRIS, Carlos	3	5	141	0	0	0	146	48.7	15	15	404	7	13	0	439	29.3
PEGRAM, Reggi	3	135	0	0	0	0	135	45.0	3	135	0	0	0	0	135	45.0
KIDSY, Darvin	3	0	89	0	0	0	89	29.7	3	0	89	0	0	0	89	29.7
THOMPSON, De	3	85	0	0	0	0	85	28.3	30	241	0	0	0	0	241	8.0
JONES, James	3	0	0	0	82	0	82	27.3	3	0	0	0	82	0	82	27.3
JIMMERSON, A.	3	71	1	0	0	0	72	24.0	13	615	206	0	0	0	821	63.2
PLEASANT, L.	3	0	43	0	0	0	43	14.3	21	0	74	0	0	0	74	3.5
ROLLINS, Rex	2	26	16	0	0	0	42	21.0	2	26	16	0	0	0	42	21.0
TERRELL, Dariu	2	0	34	0	0	0	34	17.0	2	0	34	0	0	0	34	17.0
BUYERS, Kenny	3	0	0	0	0	22	22	7.3	14	0	0	0	0	22	22	1.6
MARSHALL, Mik	3	0	19	0	0	0	19	6.3	22	0	19	0	0	0	19	0.9
TRICE, Marcus	3	0	0	0	0	17	17	5.7	15	0	0	0	0	29	29	1.9
CALDWELL, Carl	2	6	10	0	0	0	16	8.0	2	6	10	0	0	0	16	8.0
TEEGARDEN, D.	3	0	12	0	0	0	12	4.0	13	0	64	0	0	0	64	4.9
PRIOR, Daniel	3	12	0	0	0	0	12	4.0	36	12	29	0	0	0	41	1.1
MILLER, Drew	3	0	10	0	0	0	10	3.3	39	0	282	0	13	0	295	7.6
ROBERTS, J.	3	0	0	0	9	0	9	3.0	3	0	0	0	9	0	9	3.0
MCNULTY, Andr	2	2	0	0	0	0	2	1.0	9	59	0	0	0	0	59	6.6
LEWIS, Mark	2	1	0	0	0	0	1	0.5	2	1	0	0	0	0	1	0.5
HUBBARD, Willi	1	0	-4	0	0	0	-4	-4.0	1	0	-4	0	0	0	-4	-4.0
TEAM	2	-5	0	0	0	0	-5	-2.5								
Total	3	522	873	167	243	39	1844	614.7								
Opponents	3	505	807	42	191	60	1605	535.0								

Field Goals	att	good	long	blkd	att	good	long	blkd
PAUL, Zach	5	4	48	0	6	4	48	0
OLEN, Zach	1	0	0	0	48	32	53	4
Total	6	4	48	0				
Opponents	6	2	38	0				

Punting	no.	yds	avg	lg	blk	no.	yds	avg	lg	blk
MACEK, Blake	11	415	37.7	53	0	11	415	37.7	53	0
PAUL, Zach	1	30	30.0	30	0	1	30	30.0	30	0
Total	12	445	37.1	53	0					
Opponents	12	546	45.5	62	0					

Kickoffs	no.	yds	avg	tb	ob	no.	yds	avg	tb	ob
OLEN, Zach	19	1214	63.9	11	0	167	10333	61.9	48	2
Total	19	1214	63.9	11	0					
Opponents	12	702	58.5	0	0					

NORTH TEXAS FOOTBALL

2013 NORTH TEXAS INDIVIDUAL SEASON AND CAREER HIGHS

##	Defensive Leaders	SEASON										CAREER											
		gp	ua	a	total	tfl	sack	int	pbu	fr	ff	blk	gp	ua	a	total	tfl	sack	int	pbu	fr	ff	blk
35	ORR, Zachary	3	13	19	32	1.5	1.0	.	2	2	2	.	36	137	137	274	13.0	3.0	3	9	7	3	.
8	TRICE, Marcus	3	13	15	28	0.0	.	1	1	1	1	1	15	53	38	91	6.5	.	3	2	3	3	1
7G	AKUNNE, Derek	3	10	11	21	0.5	.	.	1	.	.	.	25	71	60	131	10.5	2.0	2	6	.	1	.
11	WRIGHT, Will	3	8	7	15	2.0	.	1	2	.	.	.	34	38	33	71	5.0	.	2	4	.	.	1
27	LEE, Lairamie	3	10	5	15	1.0	.	1	.	2	2	.	26	57	40	97	2.0	.	2	3	2	2	1
13	JONES, James	3	7	6	13	1.0	1.0	.	.	.	1	.	3	7	6	13	1.0	1.0	.	.	.	1	.
44	BELLAZIN, Aaron	3	8	3	11	2.0	24	32	21	53	13.5	6.0	.	1	.	3	.
31	BUYERS, Kenny	3	8	3	11	0.0	.	1	.	1	.	.	14	18	8	26	0.0	.	1	1	1	.	.
42	POLK, Chad	3	4	5	9	1.0	1.0	.	1	.	.	.	10	8	10	18	2.0	1.0	.	1	.	.	.
23	WHITFIELD, Zac	3	7	2	9	0.0	.	.	1	.	.	.	15	44	25	69	0.0	.	3	13	.	1	.
93	MCCOY, Brandon	2	2	5	7	0.0	34	53	51	104	14.5	8.5	.	2	.	.	1
6	JACKSON, H.	3	5	1	6	0.0	35	75	36	111	3.5	1.0	.	7	.	.	.
90	BOUTWELL, Ryan	3	1	5	6	0.5	35	21	23	44	4.5	1.5	.	.	1	.	.
95	LINCOLN, A.	2	.	5	5	0.5	.	.	1	.	.	.	22	4	18	22	3.0	1.5	.	1	1	.	.
32	SCOTT, Fred	2	2	1	3	0.0	2	2	1	3	0.0
30	ROBERTS, J.	3	3	.	3	2.0	2.0	3	3	.	3	2.0	2.0
1H	MARSHALL, Jamal	2	2	.	2	0.0	11	2	2	4	0.0
1	EVANS, Zed	1	1	1	2	0.0	1	1	1	2	0.0
49	MASON, Daryl	2	1	1	2	0.0	17	5	4	9	0.0
89	PRIOR, Daniel	3	2	.	2	0.0	36	10	5	15	0.0	.	.	.	1	1	.
97	ABBE, Richard	3	2	.	2	0.0	.	.	1	.	.	.	31	15	8	23	4.0	1.5	1	3	1	.	.
3	CHANCELLOR, B.	3	1	.	1	0.0	33	1	5	6	0.0
92	SMITH, LaJaylin	2	1	.	1	0.0	9	3	1	4	0.0
17	PLEASANT, L.	3	1	.	1	0.0	1	.	21	7	2	9	0.0	2	.
2B	JOHNSON, D.Q.	3	1	.	1	0.0	5	1	.	1	0.0
9	HARRIS, Carlos	3	.	1	1	0.0	15	1	1	2	0.0
91	ORR, Austin	2	1	.	1	0.0	5	1	.	1	0.0
9I	JOHNSON, B.	2	1	.	1	0.0	2	1	.	1	0.0
TM	TEAM	2	.	.	.	0.0	.	.	.	1
Total		3	115	96	211	12	5	4	10	7	7	1											
Opponents		3	146	103	249	20	2	3	8	4	2	1											

NORTH TEXAS FOOTBALL

2013 SUPERLATIVES

NORTH TEXAS INDIVIDUAL GAME HIGHS

Rushes	18	BYRD, Brandin vs Ball State (Sep 14, 2013)
Yards Rushing	79	BYRD, Brandin vs Ball State (Sep 14, 2013)
TD Rushes	2	BYRD, Brandin vs Idaho (Aug 31, 2013)
Long Rush	32	PEGRAM, Reggie vs Ball State (Sep 14, 2013)
Pass attempts	47	THOMPSON, Derek vs Ball State (Sep 14, 2013)
Pass completions	31	THOMPSON, Derek vs Ball State (Sep 14, 2013)
Yards Passing	349	THOMPSON, Derek vs Idaho (Aug 31, 2013)
TD Passes	2	THOMPSON, Derek vs Idaho (Aug 31, 2013)
	2	THOMPSON, Derek at OHIO (Sep 07, 2013)
Long Pass	85	THOMPSON, Derek vs Idaho (Aug 31, 2013)
Receptions	9	SMITH, Darnell at OHIO (Sep 07, 2013)
	9	CHANCELLOR, B. vs Ball State (Sep 14, 2013)
	9	SMITH, Darnell vs Ball State (Sep 14, 2013)
Yards Receiving	135	CHANCELLOR, B. vs Idaho (Aug 31, 2013)
TD Receptions	1	TERRELL, Darius vs Idaho (Aug 31, 2013)
	1	CHANCELLOR, B. vs Idaho (Aug 31, 2013)
	1	SMITH, Darnell at OHIO (Sep 07, 2013)
	1	HARRIS, Carlos at OHIO (Sep 07, 2013)
	1	CHANCELLOR, B. vs Ball State (Sep 14, 2013)
Long Reception	85	CHANCELLOR, B. vs Idaho (Aug 31, 2013)
Field Goals	4	PAUL, Zach vs Ball State (Sep 14, 2013)
Long Field Goal	48	PAUL, Zach vs Ball State (Sep 14, 2013)
Punts	7	MACEK, Blake at OHIO (Sep 07, 2013)
Punting Avg	39.0	MACEK, Blake at OHIO (Sep 07, 2013)
Long Punt	53	MACEK, Blake at OHIO (Sep 07, 2013)
Punts inside 20	3	MACEK, Blake vs Ball State (Sep 14, 2013)
Long Punt Return	62	CHANCELLOR, B. vs Idaho (Aug 31, 2013)
Long Kickoff Return	29	JONES, James at OHIO (Sep 07, 2013)
	29	CHANCELLOR, B. vs Ball State (Sep 14, 2013)
Tackles	14	TRICE, Marcus at OHIO (Sep 07, 2013)
Sacks	2.0	ROBERTS, J. vs Idaho (Aug 31, 2013)
Tackles For Loss	2.0	ROBERTS, J. vs Idaho (Aug 31, 2013)
Interceptions	1	TRICE, Marcus at OHIO (Sep 07, 2013)
	1	BUYERS, Kenny at OHIO (Sep 07, 2013)
	1	WRIGHT, Will vs Ball State (Sep 14, 2013)
	1	LEE, Lairamie vs Ball State (Sep 14, 2013)

OPPONENT INDIVIDUAL GAME HIGHS

Rushes	19	BOYKIN, Ryan, at OHIO (Sep 07, 2013)
Yards Rushing	141	BANKS, Horactio, vs Ball State (Sep 14, 2013)
TD Rushes	1	BANKS, Horactio, vs Ball State (Sep 14, 2013)
Long Rush	77	BANKS, Horactio, vs Ball State (Sep 14, 2013)
Pass attempts	46	WENNING, Keith, vs Ball State (Sep 14, 2013)
Pass completions	27	WENNING, Keith, vs Ball State (Sep 14, 2013)
Yards Passing	333	WENNING, Keith, vs Ball State (Sep 14, 2013)
TD Passes	2	TETTLETON, T, at OHIO (Sep 07, 2013)
	2	WENNING, Keith, vs Ball State (Sep 14, 2013)
Long Pass	80	TETTLETON, T, at OHIO (Sep 07, 2013)
Receptions	8	Dezmon Epps, vs Idaho (Aug 31, 2013)
Yards Receiving	115	SMITH, Jamill, vs Ball State (Sep 14, 2013)
TD Receptions	2	SNEAD, Willie, vs Ball State (Sep 14, 2013)
Long Reception	80	COCHRAN, Chase, at OHIO (Sep 07, 2013)
Field Goals	2	GREEN, Matt, at OHIO (Sep 07, 2013)
Long Field Goal	38	GREEN, Matt, at OHIO (Sep 07, 2013)
Punts	6	Austin Rehkow, vs Idaho (Aug 31, 2013)
Punting Avg	47.3	Austin Rehkow, vs Idaho (Aug 31, 2013)
Long Punt	62	Austin Rehkow, vs Idaho (Aug 31, 2013)
Punts inside 20	2	Austin Rehkow, vs Idaho (Aug 31, 2013)
Long Punt Return	17	CARRIE, Travis, at OHIO (Sep 07, 2013)
Long Kickoff Return	43	R Montgomery, vs Idaho (Aug 31, 2013)
Tackles	10	Marc Millan, vs Idaho (Aug 31, 2013)
	10	Matthew Willis, vs Idaho (Aug 31, 2013)
	10	KRISTOFF, Josh, at OHIO (Sep 07, 2013)
Sacks	1.0	RUSSELL, Ben, at OHIO (Sep 07, 2013)
	1.0	SAYLES, Casey, at OHIO (Sep 07, 2013)
Tackles For Loss	2.0	Jordan Grabski, vs Idaho (Aug 31, 2013)
	2.0	Q Buckley, vs Idaho (Aug 31, 2013)
	2.0	GARRETT, J., vs Ball State (Sep 14, 2013)
Interceptions	1	Bradley Njoku, vs Idaho (Aug 31, 2013)
	1	HUGHES, Xavier, at OHIO (Sep 07, 2013)
	1	JOHNSON, Jovon, at OHIO (Sep 07, 2013)

NORTH TEXAS TEAM GAME HIGHS

Rushes	45	vs Idaho (Aug 31, 2013)
	45	vs Ball State (Sep 14, 2013)
Yards Rushing	231	vs Ball State (Sep 14, 2013)
Yards Per Rush	5.1	vs Ball State (Sep 14, 2013)
TD Rushes	4	vs Idaho (Aug 31, 2013)
Pass attempts	47	vs Ball State (Sep 14, 2013)
Pass completions	31	vs Ball State (Sep 14, 2013)
Yards Passing	404	vs Idaho (Aug 31, 2013)
Yards Per Pass	11.9	vs Idaho (Aug 31, 2013)
TD Passes	2	vs Idaho (Aug 31, 2013)
	2	at OHIO (Sep 07, 2013)
Total Plays	92	vs Ball State (Sep 14, 2013)
Total Offense	591	vs Idaho (Aug 31, 2013)
Yards Per Play	7.5	vs Idaho (Aug 31, 2013)
Points	40	vs Idaho (Aug 31, 2013)
Sacks By	5	vs Idaho (Aug 31, 2013)
First Downs	31	vs Ball State (Sep 14, 2013)
Penalties	10	vs Ball State (Sep 14, 2013)
Penalty Yards	85	vs Ball State (Sep 14, 2013)
Turnovers	4	at OHIO (Sep 07, 2013)
Interceptions By	2	at OHIO (Sep 07, 2013)
	2	vs Ball State (Sep 14, 2013)
Punts	7	at OHIO (Sep 07, 2013)
Punting Avg	39.0	at OHIO (Sep 07, 2013)
Long Punt	53	at OHIO (Sep 07, 2013)
Punts inside 20	3	vs Ball State (Sep 14, 2013)

OPPONENT TEAM GAME HIGHS

Rushes	40	at OHIO (Sep 07, 2013)
Yards Rushing	203	at OHIO (Sep 07, 2013)
Yards Per Rush	8.1	vs Ball State (Sep 14, 2013)
TD Rushes	1	vs Ball State (Sep 14, 2013)
Pass attempts	46	vs Ball State (Sep 14, 2013)
Pass completions	27	vs Ball State (Sep 14, 2013)
Yards Passing	333	vs Ball State (Sep 14, 2013)
Yards Per Pass	8.2	vs Idaho (Aug 31, 2013)
TD Passes	2	at OHIO (Sep 07, 2013)
	2	vs Ball State (Sep 14, 2013)
Total Plays	70	at OHIO (Sep 07, 2013)
Total Offense	496	vs Ball State (Sep 14, 2013)
Yards Per Play	7.5	vs Ball State (Sep 14, 2013)
Points	27	at OHIO (Sep 07, 2013)
	27	vs Ball State (Sep 14, 2013)
Sacks By	2	at OHIO (Sep 07, 2013)
First Downs	20	at OHIO (Sep 07, 2013)
Penalties	11	vs Idaho (Aug 31, 2013)
Penalty Yards	98	at OHIO (Sep 07, 2013)
Turnovers	5	vs Ball State (Sep 14, 2013)
Interceptions By	2	at OHIO (Sep 07, 2013)
Punts	6	vs Idaho (Aug 31, 2013)
Punting Avg	47.3	vs Idaho (Aug 31, 2013)
Long Punt	62	vs Idaho (Aug 31, 2013)

NORTH TEXAS FOOTBALL

2013 NORTH TEXAS RED-ZONE RESULTS

North Texas Inside Opponent Red-Zone

Date	Opponent	Score	Times In RZ	Times Scored	Total Pts	Rush TDs	Pass TDs	FGs Made	Failed to score inside RZ				
									FGA	Down	Int	Fumb	Half
Aug 31, 2013	IDAHO	W 40-6	5	3	20	3	3	0	0	1	1	0	0
Sep 07, 2013	at OHIO	L 21-27	2	2	14	2	1	1	0	0	0	0	0
Sep 14, 2013	BALL STATE	W 34-27	2	2	6	0	0	2	0	0	0	0	0
Totals			9	7	40	5	4	1	2	0	1	1	0
7 of 9 (77.8%)													

Opponents Inside North Texas Red-Zone

Date	Opponent	Score	Times In RZ	Times Scored	Total Pts	Rush TDs	Pass TDs	FGs Made	Failed to score inside RZ				
									FGA	Down	Int	Fumb	Half
Aug 31, 2013	IDAHO	W 40-6	3	1	6	1	0	1	0	1	1	0	0
Sep 07, 2013	at OHIO	L 21-27	4	2	10	1	0	1	1	1	1	0	0
Sep 14, 2013	BALL STATE	W 34-27	1	1	6	1	0	1	0	0	0	0	0
Totals			8	4	22	3	0	3	1	2	2	0	0
4 of 8 (50.0%)													