

# NORTH TEXAS BASKETBALL

18 CONFERENCE CHAMPIONSHIPS • 1988, 2007, 2010 NCAA TOURNAMENT

Stephen Howard • Asst. Director Communications • Office: 940.369.8548 • Cell: 817.793.5199 • stephen.howard@unt.edu

## 2013-14 SCHEDULE

### NOVEMBER

8	Northwood	W 72-67
11	at Oklahoma # (SSN, FSOK)	L 95-82
14	Nicholls State	W 92-78
21	vs. Columbia \$	4 p.m.
22	vs. Idaho \$	6:30 p.m.
23	at Portland \$	9 p.m.

26	Incarnate Word	7 p.m.
30	Southeastern Louisiana	7 p.m.

### DECEMBER

3	at BYU (BYUtv)	8 p.m.
15	Stephen F. Austin	1 p.m.
17	Central Arkansas (TWC)	11:30 a.m.
21	Wayland Baptist	3 p.m.
31	at Texas A&M (FSN)	4:30 p.m.

### JANUARY

4	UC Riverside	2 p.m.
9	Southern Miss *	7 p.m.
11	Tulane * (CSS)	1 p.m.
16	at Marshall * (TWC)	6 p.m.
18	at Charlotte * (TWC)	6 p.m.
23	UAB *	7 p.m.
25	Middle Tennessee *	7 p.m.

### FEBRUARY

1	at Tulsa *	3 p.m.
6	at Rice *	7 p.m.
8	at Louisiana Tech *	6 p.m.
13	Old Dominion *	7 p.m.
15	East Carolina *	7 p.m.
20	at FIU *	6 p.m.
22	at Florida Atlantic *	6 p.m.
27	at UTSA *	7 p.m.

### MARCH

2	UTEP * (TWC)	2 p.m.
6	Tulsa *	7 p.m.

12-15 Conference USA Tournament %

# Coaches vs. Cancer Classic (Norman, Okla.)

\$ Coaches vs. Cancer Classic (Portland, Ore.)

\* Conference USA league game

% C-USA Tournament (El Paso, Texas)

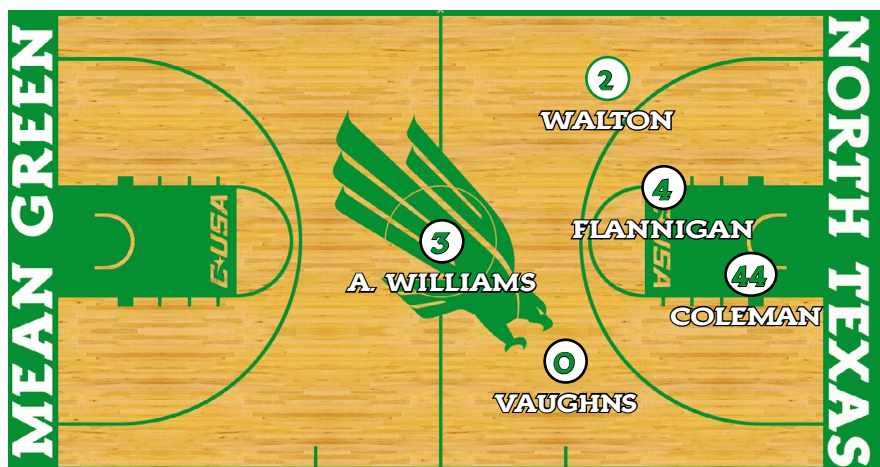
All times Central

## GAMES 4,5,6 - COACHES VS. CANCER CLASSIC



vs. Columbia Lions (1-2) • Nov. 21, 2013 (4 p.m.)  
vs. Idaho Vandals (2-1) • Nov. 22, 2013 • (6:30 p.m.)  
at Portland Pilots (1-2) • Nov. 23, 2013 • (9 p.m.)

Host: Univ. of Portland  
Portland, Ore. • Chiles Center (4,852)  
Radio: MGRN - 88.1 KNTU-FM, 95.3 KHYI-FM  
TV: None • Webcast: None



## NORTH TEXAS PROBABLE STARTERS

No.	Pos	Name	Ht	Wt	Class	Hometown	Pts/Reb/Other
3	G	Alzee Williams	6-4	182	Sr.	Dallas	20.7 / 4.0 / 55.9 FG%
0	G	Vertrail Vaughns	6-2	194	Sr.	Mesquite, Texas	7.7 / 1.7 / 2.7 APG
2	G	Brandan Walton	6-2	205	Sr.	Compton, Calif.	9.7 / 4.7 / 1.7 SPG
4	F	Armani Flannigan	6-8	200	Jr.	Rockford, Ill.	2.0 / 3.0 / 50.0 FG%
44	F	Keith Coleman	6-10	250	Jr.	Philadelphia	7.7 / 7.0 / 52.6 FG%

## RESERVES

No.	Pos	Name	Ht	Wt	Class	Hometown	Pts/Reb/Other
1	G/F	Maurice Aniefiok	6-5	212	So.	Lagos, Nigeria	9.7 / 5.7 / 47.1 FG%
5	G	Chris Jones	6-2	203	Jr.	Garland, Texas	11.3 / 4.3 / 3.0 APG
10	G	Austin Mitchell	6-1	180	So.	Plano, Texas	-
21	G	T.J. Taylor	6-3	215	Jr.	Denison, Texas	2.0 / 1.0 / 1-1 FG
22	G	Greg Wesley	6-7	190	Fr.	Arlington, Texas	-
23	G	Jordan Williams	6-6	202	Jr.	Dallas	12.0 / 6.3 / 41.7 3FG%
24	F/C	Kelvin Gaines	6-10	240	Jr.	Ocala, Fla.	-
33	F	Colin Voss	6-7	240	Jr.	Grand Rapids, Mich.	0.7 / 3.7 / 2-2 FT

## COACHING STAFF

- Head Coach: Tony Benford  
2nd year at NT (14-21 Record)  
Overall (Same)
- Associate Head Coach: Rob Evans
- Asst. Coaches: David Anwar,  
Scott Monarch
- Director of Operations: Jeff Luster
- Strength Coach: Chris Seroka

## MEAN GREEN QUICK STATS

Points Per Game	82.0
Scoring Margin	+2.0
Field Goal Percentage	42.6
3-Point Field Goal Percentage	39.1
Free Throw Percentage	74.2
Rebounding Margin	+12.3
Assists Per Game	10.7
Turnovers Per Game	15.3
Steals Per Game	5.3
Blocks Per Game	2.7

**INSIDE THE MATCHUP**

- This will be North Texas' first trip to the state of Oregon. NT hasn't visited the west coast often in its history outside of a four-year stint in the Big West from 1996-2000, but four players on the team have some experience in the Pacific time zone. Alzee Williams, Chris Jones, Jordan Williams and Brandon Walton (Compton, Calif. native) were apart of the NT team that played in the Loyola Marymount Centennial Classic in Dec. of 2011. NT downed La Sierra (92-45), and Loyola Marymount (76-63), but fell to Columbia (72-57).

- That loss to Columbia is the only previous meeting between NT and the Lions. That day in Los Angeles, Columbia hit 12 three-pointers, while NT was 0-11 from deep - just the second time in NT history it failed to hit a 3-pointer. Columbia's Meiko Lyles went 5-of-5 from deep and finished with a game-high 18 points, while Chris Jones led NT with 13.

- Columbia was tabbed to finish last of the eight teams in the Ivy League, although they have one of the league's best 3-point shooters. Steve Frankoski ranks this among all active Ivy League players in career 3-pointers.

- Idaho and North Texas were members of the Big West Conference from 1996-97 until the Mean Green left for the Sun Belt in 2000. The Vandals took all eight meetings against North Texas, which didn't win more than 10 games in any season during that span. The average margin of victory for Idaho over the eight game series is 84-72.

- The Vandals were ranked second in the WAC preseason media poll, and share a common opponent with the Mean Green. Oklahoma led Idaho by 27 with two minutes to play, and coasted to an 85-65 victory.

- This will be NT's first ever meeting with Portland. The Pilots were picked to finish ninth in the 10-team West Coast Conference in the pre-season coaches poll.

**MEAN GREEN QUICK FACTS**

Location: Denton, Texas  
 Founded: 1890  
 Enrollment: 36,221  
 Nickname: Mean Green  
 Colors: Green and White  
 Home Arena: The Super Pit (10,500)  
 Affiliation: Division I  
 Conference: Conference USA  
 Program All-Time Record: 1,077-1,215-1  
 Program founded: 1916-17 (96th season)

**INDIVIDUAL QUICK HITTERS (FULL BIOS ON MEANGREENSPORTS.COM)**

- 0 VERTRAIL VAUGHNS** 17 pts on 8-10 FT vs. Nicholl State ... 5 assists at OU ... Ended career at George Mason with 38.5% mark from 3-point, which ranks 8th in their history ... 646 career points and 110 Division I games.
- 1 MAURICE ANIEFIOK** Exploded for 21 points, 10 rebounds (both career highs) vs. Nicholls State ... 5 pts, 6 boards in opener ... Saw 30 games of action for 'Ole Miss as a frosh and scored 43 total points (1.4 PPG).
- 2 BRANDAN WALTON** Career-high in rebounds (8) and steals (4) in opener ... Redshirted 12-13 after a foot injury 1 minute into season opener at Creighton ... Hit 54 3-pointers in 11-12 ... 41.0% from 3-point in league games.
- 3 ALZEE WILLIAMS** 1st NT player since 1996-97 (Chris Smith) to open a season with 2 20-point games ... Avg 20.7 PPG on 55.9% shooting thru 3 games ... 2,324 career minutes, 770 career points ... Played 35.5 MPG last year.
- 4 ARMANI FLANNIGAN** Started season opener ... 2nd team All-Region IX at Central Wyoming State ... Averaged 14.2 PPG, 6.6 RPG ... 56.4% shooting ranked 67th in NJCAA ... NT's Basketball Madness Dunk Contest winner.
- 5 CHRIS JONES** 16 pts at OU ... Leading NT with 9 assists ... 164 career assists ... 2012-13: Missed 16 games of 12-13 with broken foot ... Still averaged 9.2 PPG, 4.6 APG ... 2.1 SPG ranked 3rd in SBC.
- 10 AUSTIN MITCHELL** Expected to REDSHIRT 2013-14 ... Averaged 0.9 MPG over 19 contests for NT ... Tallied a rebound in 3 games, including the season opener ... Posted a steal in the NIT Season Tip-Off game vs Lamar.
- 21 T.J. TAYLOR** Returned from injury vs. Nicholls ... Attended Marquette, but followed Benford to NT ... 3rd-Team NJCAA All-American at Paris JC ... Averaged 14.0 PPG, 5.0 RPG ... Redshirt frosh year at OU.
- 22 GREG WESLEY** Awaiting NCAA eligibility ruling ... TexasHoops.com No. 9 player in state ... Powered Seguin HS to 33-5 record ... 13.0 PPG, 6.0 RPG as a senior ... MVP of Showboat Classic all-star game with 34 points.
- 23 JORDAN WILLIAMS** 5-of-9 (55.6%) from 3-pt in last 2 games ... C-USA "Player to Watch" ... 696 career pts ... 12-13: 14.2 PPG, but averaged 18.5 PPG over year's last 13 games ... Career 162-of-343 (47.2%) inside 3-point.
- 24 KELVIN GAINES** Out indefinitely with foot injury ... Played 39 games over last 2 years for Cinci ... Bachelor's degree from Cinci ... 39 career blocks ... Ranked 3rd at Cinci in 11-12 with 23 blocks ... Intl' experience.
- 33 COLIN VOSS** 2nd-team NJCAA All-American at Northern Oklahoma ... 11.6 PPG, 7.7 RPG, shot 56.8% ... Played 29 games for Central Michigan in 10-11 ... Won HS football state title playing for his dad.
- 44 KEITH COLEMAN** 1 of just 2 players (A. Williams) to start all 3 games ... Shooting 52.6% ... 1st career double-double at OU ... Benford's "Offseason MVP" ... 12-13: Averaged just 1.3 PPG, 1.6 RPG, 34.8 FG%.

**NORTH TEXAS' RECORD WHEN ...**

Overall .....	2-1	<b>Opponent Scores:</b>	
Home.....	2-0	59 and under .....	0-0
Road.....	0-1	60-69 .....	1-0
Neutral.....	0-0	70-79 .....	1-0
Leading at half.....	2-0	80-89 .....	0-0
Trailing/Tied at half.....	0-1	90-Plus.....	0-1
Outshoots Opponent.....	2-0	<b>Shoots:</b>	
Outshot by Opponent.....	0-1	Under 35%.....	0-0
More rebounds.....	2-1	35-39%.....	1-0
Less or equal Rebounds.....	0-0	40-44%.....	0-1
More turnovers.....	1-1	45-49%.....	1-0
Less or equal turnovers.....	1-0	50%+.....	0-0
<b>Scores:</b>		<b>Opponent Shoots:</b>	
59 and under .....	0-0	Under 35%.....	1-0
60-69 .....	0-0	35-39%.....	0-0
70-79 .....	1-0	40-44%.....	1-0
80-89 .....	0-1	45-49%.....	0-0
90-Plus.....	1-0	50%+.....	0-1
		<b>Misc.</b>	
		With Chris Seroka (since 08-09) .....	89-58

**HEAD COACH TONY BENFORD**



**PERSONAL**

- **Birthdate**  
March 22, 1964
- **Hometown**  
Hobbs, N.M.
- **Alma Mater**  
Texas Tech, '92
- **Spouse**  
Deborah
- **Children**  
Audriana, Milena, Tony Jr., Jeremy

**COACHING**

- **North Texas**  
Head Coach (2012-Pr)
- **Marquette**  
Assoc. Head Coach (2011-12)  
Asst. Coach (2008-11)
- **Nebraska**  
Asst. Coach (2006-08)
- **UTEP**  
Asst. Coach (July 2006)
- **Arizona State**  
Assoc. Head Coach (2004-06)  
Asst. Coach (1998-04)
- **New Mexico**  
Asst. Coach (1992-98)
- **All Saints School**  
Head Coach (1988-1991)

**PLAYING CAREER**

- **European League**  
Holland (1986-87)
- **Chicago Bulls**  
Training Camp (1986)
- **Boston Celtics**  
Fourth Round Draft Pick (1986)
- **Texas Tech**  
All-SWC (1986)
- SWC Tournament MVP (1986)
- **Hobbs High School**  
1982 N.M. State MVP  
1982 State Champion

**TEAM QUICK HITTERS**

**Turnaround Evident** - Although it's early, Tony Benford and the Mean Green appear to have made a 180-degree turnaround from last year's injury plagued season.

**Year-By-Year Stat Comparison**

2013-14	2012-13
82.0	66.2
+2.0	-2.6
42.6	41.3
39.1	28.5
74.2	70.8
+12.3	+1.0
10.7	10.2

**Getting To The Line** - The new hand-check rules play right into NT's game plan of driving the lane and getting to the free throw line. NT ranks 16th in the country with 24.0 free throws made per game, and leads C-USA with a free throw percentage of 74.2. Against Nicholls State, NT was 39-of-46 from the stripe, which are the fourth most makes in school history. NT led the nation in free throws made per game in both 2008-09 (20.3) and 2009-10 (20.1).

**Fast Start** - North Texas is off to a 2-1 start, which is only the eighth time since 1993-94 (21 seasons) that the Mean Green opened with that record.

**Glass Cleaners** - Tony Benford's emphasis on rebounding has translated to the floor for NT. North Texas ranks second in C-USA in overall rebounds (46.7) and defensive boards (31.7), and fourth in offensive rebounds (15.0).

**Welcome To Conference USA!** - After 13 seasons in the Sun Belt Conference, North Texas is making the jump to Conference USA. C-USA, which is based locally in Irving, features attractive television packages, elevated competition and a host of regional rivalries. C-USA features four schools within 350 miles of Denton, as well as three in-state rivals in UTEP, Rice and UTSA. Tulsa, Louisiana Tech and Tulane round out NT's C-USA West Division foes.

**New League, Same Results** - North Texas has plenty of reasons to be confident about the move to Conference USA. Over the last 10 seasons, the Mean Green is 26-15 (63.4 percent) against its future C-USA rivals, including a perfect combined 6-0 mark against Rice, Tulsa and Charlotte.

**Man On A Mission** - Tony Mitchell was selected with the 37th overall pick (2nd Round,

7th Pick) by the Detroit Pistons, which made him the highest NBA Draft pick in North Texas history. Mitchell rewrote NT's shot-blocking records with 157 blocks in just 55 games (2.8 per game). A unanimous preseason All-American prior to the 2012-13 season, Mitchell averaged 13.7 points and 9.3 rebounds per game while shooting 49.0 percent from the floor for his career.

**Banged Up** - Only two teams in the country experienced more injuries in 2012-13 than North Texas. NT players combined to miss 82 collective games due to injury, which trailed only IUPUI and Utah State. NT lost Brandan Walton for the year just one minute into the season opener, and four additional players missed significant time with injuries. North Texas played with just seven scholarship players in multiple games last season.

**19 More Years Of Hoops Experience** - College graduates Vertrail Vaughns (George mason) and Kelvin Gaines (Cincinnati) aren't the only new veterans who will suite up for NT. When you add in senior Brandan Walton (missed 2012-13 to injury), T.J. Taylor (Marquette, Paris JC, Oklahoma), Armani Flannigan (Central Wyoming State), Maurice Aniefiok ('Ole Miss) and Collin Voss (Northern Oklahoma, Central Michigan) the Mean Green added 19 years of collegiate experience (including redshirt seasons) to its roster for 2013-14.

**Nation's Top Assistant** - Associate head coach Rob Evans was named the nation's top mid-major assistant coach in the April edition of Hoop Scoop magazine. Evans is a veteran of 205 victories and six postseason bids in 14 years as a head coach at Arizona State and Ole Miss, where he earned the SEC Coach of the Year and College Insider National Coach of the Year honors in 1997. A standout player at New Mexico State himself, Evans and head coach Tony Benford are actually cousins.

**Hard Place To Play** - These offseason facilities upgrades will only help enhance the game-day experience for North Texas fans at the Super Pit, a place that the Mean Green has been nearly unbeatable. NT is 84-24 (77.8 percent) at the Super Pit since 2006-07.

**Winning Ways** - The Mean Green has averaged 20 wins per year over the last seven seasons, including five straight 20-win seasons from 2007-11. NT won the 2007 and 2010 Sun Belt titles, and played in the NCAA Tournament in both of those seasons.

**THE LAST TIME A MEAN GREEN PLAYER ...**

**Had 30 or more points**

31 - Jordan Williams vs. Louisiana-Lafayette, 1/31/13

**Had 15 or more rebounds**

15 - Tony Mitchell vs. Troy, 1/3/13

**Had 10 or more assists**

10 - Chris Jones vs. Troy, 12/31/11

**Had 5 or more blocks**

5 - Tony Mitchell vs. ULM, 2/14/13

**Had 5 or more steals**

5 - P.J. Hardwick vs. South Alabama, 2/23/13

**Made 90% or more FGA (min 5 att)**

1.000 - George Odufuwa vs. UALR (7-7), 2/20/10

**Made 80% or more FGA (min 5 att)**

.818 - Jordan Williams vs. Troy (9-11), 2/16/13

**Made 100% FTA (min 5 att)**

1.000 - Tony Mitchell vs. Florida Atlantic (6-6), 2/21/13

**Made 90% or more FTA (min 5 att)**

.900 - Alzee Williams vs. UALR (9-10), 2/23/12

**Made 8 or more 3PT's**

8 - Joe Ervin vs. Arkansas, 12/30/98

**Had a double-double (pts/rbs)**

Maurice Aniefiok (21 pts / 10 reb) vs. Nicholls State, 11/14/13

**Had consecutive double-doubles (pts/rbs)**

2 - Tony Mitchell vs. ASU (10 pts, 13 reb), USA (11 pts, 11 reb) - 2012-13

**Had a double-double (pts/asst)**

Chris Jones vs. Troy (21 pts /10 asst), 12/31/11

**Had a triple-double (pts/rbs/asst)**

Jesse Ratliff vs. Sam Houston St. (20pts/16reb/10asst), 2/18/93

**Had a perfect shooting night (min 5 fg & ft att)**

Tristan Thompson vs. Sam Houston St. (6-6 fg/2-2 3fg/6-6 ft), 12/3/08

**THE LAST TIME A MEAN GREEN TEAM ...**

**Scored 100 or more points**

107 - vs. Houston Baptist, 2/15/10

**Allowed 100 or more points**

105 - vs. Louisiana-Lafayette, 1/31/13

**Scored 50 or fewer points**

45 - vs. Southeastern Louisiana, 12/16/12

**Held an opponent under 50 points**

47 - vs. New Orleans, 12/27/11

**Won an overtime game**

66-57 (OT) - vs. Florida Atlantic, 2/21/13

**Had 50 or more rebounds**

57 - vs. Northwood, 11/8/12

**Had 20 or more assists**

22 - vs. Western Kentucky, 1/12/12

**Had 10 or more steals**

15 - vs. UT Arlington, 11/28/12

**Had 5 or more blocks**

6 - vs. Arkansas State, 2/28/13

**Five or more players in double-figures**

7 - vs. FIU, 2/9/13

**Made 60% or higher FGs**

.750 - vs. FIU (24-32), 2/9/13

**Made 50% or higher 3pt FGs**

.636 - vs. Nicholls State (7-11), 11/14/13

**Made 90% or higher FTs**


.938 - vs. St. Louis (15-of-16), 12/6/12

**NORTH TEXAS STARTING LINEUPS**

Opponent	1	2	3	4	5
Northwood.....	Jones.....	A. Williams.....	J. Williams.....	Flannigan.....	Coleman
Oklahoma.....	A. Williams.....	Vaughns.....	Walton.....	Voss.....	Coleman
Nicholls State.....	A. Williams.....	Vaughns.....	Walton.....	Flannigan.....	Coleman
Columbia.....					
Idaho.....					
Portland.....					
Incarnate Word.....					
Southeastern Louisiana.....					
BYU.....					
SFA.....					
Central Arkansas.....					
Wayland Baptist.....					
Texas A&M.....					
UC Riverside.....					
Southern Miss.....					
Tulane.....					
Marshall.....					
Charlotte.....					
UAB.....					
MTSU.....					
Tulsa.....					
Rice.....					
Louisiana Tech.....					
Old Dominion.....					
East Carolina.....					
FIU.....					
Florida Atlantic.....					
UTSA.....					
Tulsa.....					

**NORTH TEXAS IN THE C-USA STATS (11/18/13)**

Stat Category	Stat	Rank
Scoring Offense.....	82.0.....	4
Scoring Defense.....	80.0.....	15
Scoring Margin.....	+2.0.....	12
Free Throw Percentage.....	74.2.....	1
Field Goal Percentage.....	42.6.....	12
Defensive Field Goal Percentage.....	43.8.....	11
3-Point Field Goal Percentage.....	39.1.....	3
Defensive 3-Point Field Goal Pct.....	35.6.....	11
Rebounding Offense.....	46.7.....	2
Rebounding Defense.....	34.3.....	6
Rebounding Margin.....	+12.3.....	3
Blocks.....	2.7.....	15
Assists.....	10.7.....	13
Steals.....	5.3.....	14
Turnover Margin.....	-4.3.....	14
Assist/Turnover Ratio.....	0.70.....	15
Offensive Rebounds.....	15.0.....	4
Defensive Rebounds.....	31.7.....	2
Defensive Rebound Pct.....	76.0.....	3
Offensive Rebound Pct.....	38.1.....	5
3-Point FG Made.....	6.0.....	8



**VERTRAIL  
VAUGHNS**

Sr. ▶ G ▶ 6-2 ▶ 194  
Mesquite, TX ▶  
(George Mason)



↳ **CAREER HIGHS**

Points: 17, Nicholls State -- 11/14/13  
Rebounds: 3, Northwood -- 11/8/13  
Assists: 5, at Oklahoma -- 11/11/13  
Steals: 1, at Oklahoma -- 11/11/13; Nicholls State -- 11/14/13  
FG made: 4, Nicholls State -- 11/14/13  
FG attempts: 6, Northwood -- 11/8/13  
3FG made: 1, Nicholls State -- 11/14/13; Northwood -- 11/8/13  
3FG attempts: 3, Northwood -- 11/8/13  
FT made: 8, Nicholls State -- 11/14/13  
FT attempts: 10, Nicholls State -- 11/14/13

↳ **2013-14 STATS**

Opponent	Date	gs	min	Total		3-Pointers		Free throws		Rebounds				pf	a	t/o	blk	stl	pts	avg	
				fg-fga	pct	3fg-fga	pct	ft-fta	pct	off	def	tot	avg								
NORTHWOOD	11/8/13		16	1-6	.167	1-3	.333	1-2	.500	1	2	3	3.0	2	2	1	0	0	4	4.0	
at Oklahoma	11/11/13	*	23	0-4	.000	0-1	.000	2-2	1.000	0	1	1	2.0	1	5	2	0	1	2	3.0	
NICHOLLS STATE	11/14/13	*	22	4-4	1.000	1-1	1.000	8-10	.800	0	1	1	1.7	2	1	1	0	1	17	7.7	
Totals			2	61	5-14	.357	2-5	.400	11-14	.786	1	4	5	1.7	5	8	4	0	2	23	7.7

Games played: 3  
Minutes/game: 20.3  
Points/game: 7.7  
FG Pct: 35.7  
3FG Pct: 40.0  
FT Pct: 78.6

Rebounds/game: 1.7  
Assists/game: 2.7  
Turnovers/game: 1.3  
Assist/turnover ratio: 2.0  
Steals/game: 0.7

↳ **CAREER STATS**

Season	gp-gs	min/avg	Total		3-Point		F-Throws		Rebounds				Scoring							
			fg-fga	pct	fg-fga	pct	ft-fta	pct	off	def	tot	avg	pf	fo	ast	to	blk	stl	pts	avg
2013-14	3-2	61/20.3	5-14	.357	2-5	.400	11-14	.786	1	4	5	1.7	5	0	8	4	0	2	23	7.7
TOTAL	3-2	61/20.3	5-14	.357	2-5	.400	11-14	.786	1	4	5	1.7	5	0	8	4	0	2	23	7.7

# 1

## MAURICE ANIEFIOK

So. ▶ G/F ▶ 6-5 ▶ 212  
Lagos, Nigeria ▶  
(Ole Miss)



### ↳ CAREER HIGHS

Points: 21, Nicholls State -- 11/14/13  
Rebounds: 10, Nicholls State -- 11/14/13  
Assists: 1, Northwood -- 11/8/13  
FG made: 6, Nicholls State -- 11/14/13  
FG attempts: 8, Nicholls State -- 11/14/13  
3FG made: 3, Nicholls State -- 11/14/13  
3FG attempts: 5, Northwood -- 11/8/13  
FT made: 6, Nicholls State -- 11/14/13  
FT attempts: 7, Nicholls State -- 11/14/13

### ↳ 2013-14 STATS

Opponent	Date	gs	min	Total		3-Pointers		Free throws		Rebounds				pf	a	t/o	blk	stl	pts	avg
				fg-fga	pct	3fg-fga	pct	ft-fta	pct	off	def	tot	avg							
NORTHWOOD	11/8/13		25	1-6	.167	1-5	.200	2-2	1.000	0	6	6	6.0	4	1	0	0	0	5	5.0
at Oklahoma	11/11/13		8	1-3	.333	1-2	.500	0-0	.000	0	1	1	3.5	2	0	1	0	0	3	4.0
NICHOLLS STATE	11/14/13		28	6-8	.750	3-3	1.000	6-7	.857	1	9	10	5.7	4	0	0	0	0	21	9.7
Totals		0	61	8-17	.471	5-10	.500	8-9	.889	1	16	17	5.7	10	1	1	0	0	29	9.7

Games played: 3  
Minutes/game: 20.3  
Points/game: 9.7  
FG Pct: 47.1  
3FG Pct: 50.0  
FT Pct: 88.9

Rebounds/game: 5.7  
Assists/game: 0.3  
Turnovers/game: 0.3  
Assist/turnover ratio: 1.0

### ↳ CAREER STATS

Season	gp-gs	min/avg	Total		3-Point		F-Throws		Rebounds				Scoring							
			fg-fga	pct	fg-fga	pct	ft-fta	pct	off	def	tot	avg	pf	fo	ast	to	blk	stl	pts	avg
2013-14	3-0	61/20.3	8-17	.471	5-10	.500	8-9	.889	1	16	17	5.7	10	0	1	1	0	0	29	9.7
TOTAL	3-0	61/20.3	8-17	.471	5-10	.500	8-9	.889	1	16	17	5.7	10	0	1	1	0	0	29	9.7

# 2

## BRANDAN WALTON

Sr. ▶ G ▶ 6-2 ▶ 205  
Compton, CA ▶  
(Casper College)



### ↳ CAREER HIGHS

Points: 19, Arkansas State -- 01/28/12  
Rebounds: 8, Northwood -- 11/8/13  
Assists: 4, at FIU -- 02/09/12  
Steals: 4, Northwood -- 11/8/13  
Blocks: 1, at South Alabama -- 01/05/12  
FG made: 6, UALR -- 2/23/12  
FG attempts: 16, at UALR -- 02/23/12  
3FG made: 5, at ULM -- 01/14/12  
3FG attempts: 10, at UALR -- 02/23/12  
FT made: 6, Arkansas State -- 01/28/12  
FT attempts: 6, Northwood -- 11/8/13

### ↳ 2013-14 STATS

Opponent	Date	gs	min	Total		3-Pointers		Free throws		Rebounds				pf	a	t/o	blk	stl	pts	avg	
				fg-fga	pct	3fg-fga	pct	ft-fta	pct	off	def	tot	avg								
NORTHWOOD	11/8/13		22	4-12	.333	1-5	.200	4-6	.667	4	4	8	8.0	2	0	3	0	4	13	13.0	
at Oklahoma	11/11/13	*	29	3-9	.333	1-6	.167	1-2	.500	1	3	4	6.0	3	3	1	0	1	8	10.5	
NICHOLLS STATE	11/14/13	*	27	2-8	.250	0-3	.000	4-4	1.000	0	2	2	4.7	3	1	2	0	0	8	9.7	
Totals			2	78	9-29	.310	2-14	.143	9-12	.750	5	9	14	4.7	8	4	6	0	5	29	9.7

Games played: 3  
Minutes/game: 26.0  
Points/game: 9.7  
FG Pct: 31.0  
3FG Pct: 14.3  
FT Pct: 75.0

Rebounds/game: 4.7  
Assists/game: 1.3  
Turnovers/game: 2.0  
Assist/turnover ratio: 0.7  
Steals/game: 1.7

### ↳ CAREER STATS

Season	gp-gs	min/avg	Total		3-Point		F-Throws		Rebounds				Scoring							
			fg-fga	pct	fg-fga	pct	ft-fta	pct	off	def	tot	avg	pf	fo	ast	to	blk	stl	pts	avg
2011-12	32-17	792/24.8	92-237	.388	54-147	.367	42-63	.667	29	53	82	2.6	67	1	35	38	1	25	280	8.8
2012-13	1-0	1/1.0	0-0	.000	0-0	.000	0-0	.000	0	0	0	0.0	0	0	0	0	0	0	0	0.0
2013-14	3-2	78/26.0	9-29	.310	2-14	.143	9-12	.750	5	9	14	4.7	8	0	4	6	0	5	29	9.7
TOTAL	36-19	871/24.2	101-266	.380	56-161	.348	51-75	.680	34	62	96	2.7	75	1	39	44	1	30	309	8.6

# 3

## ALZEE WILLIAMS

Sr. ▶ G ▶ 6-4 ▶ 182  
 Dallas, TX ▶  
 (Mississippi Elite Christian)



### ↳ CAREER HIGHS

Points: 30, Middle Tennessee -- 02/02/12  
 Rebounds: 8, Lehigh -- 12/20/12  
 Assists: 5, Arkansas State -- 01/28/12; at Middle Tennessee -- 12/31/12  
 Steals: 2, -- (5 Times)  
 Blocks: 1, -- (8 Times)  
 FG made: 10, Middle Tennessee -- 02/02/12  
 FG attempts: 19, Middle Tennessee -- 02/02/12  
 3FG made: 2, at UALR -- 01/10/13; at ULM -- 02/27/10; at Oklahoma -- 11/11/13  
 3FG attempts: 4, at Loyola Marymount -- 12/04/11  
 FT made: 12, Nicholls State -- 11/14/13  
 FT attempts: 14, Nicholls State -- 11/14/13

### ↳ 2013-14 STATS

Opponent	Date	gs	min	Total		3-Pointers		Free throws		Rebounds				Scoring							
				fg-fga	pct	3fg-fga	pct	ft-fta	pct	off	def	tot	avg	pf	a	t/o	blk	stl	pts	avg	
NORTHWOOD	11/8/13	*	30	9-15	.600	0-0	.000	4-5	.800	3	0	3	3.0	3	0	0	0	0	22	22.0	
at Oklahoma	11/11/13	*	30	8-12	.667	2-2	1.000	6-9	.667	2	4	6	4.5	2	1	1	0	0	24	23.0	
NICHOLLS STATE	11/14/13	*	35	2-7	.286	0-0	.000	12-14	.857	0	3	3	4.0	1	4	3	0	0	16	20.7	
<b>Totals</b>			<b>3</b>	<b>95</b>	<b>19-34</b>	<b>.559</b>	<b>2-2</b>	<b>1.000</b>	<b>22-28</b>	<b>.786</b>	<b>5</b>	<b>7</b>	<b>12</b>	<b>4.0</b>	<b>6</b>	<b>5</b>	<b>4</b>	<b>0</b>	<b>0</b>	<b>62</b>	<b>20.7</b>

Games played: 3  
 Minutes/game: 31.7  
 Points/game: 20.7  
 FG Pct: 55.9  
 3FG Pct: 100.0  
 FT Pct: 78.6

Rebounds/game: 4.0  
 Assists/game: 1.7  
 Turnovers/game: 1.3  
 Assist/turnover ratio: 1.3

### ↳ CAREER STATS

Season	gp-gs	min/avg	Total		3-Point		F-Throws		Rebounds				Scoring							
			fg-fga	pct	fg-fga	pct	ft-fta	pct	off	def	tot	avg	pf	fo	ast	to	blk	stl	pts	avg
2009-10	32-0	244/7.6	21-64	.328	5-31	.161	14-22	.636	3	20	23	0.7	19	0	5	18	3	7	61	1.9
2011-12	32-30	1018/31.8	126-267	.472	5-21	.238	78-99	.788	36	73	109	3.4	36	0	54	41	2	17	335	10.5
2012-13	28-22	967/34.5	110-258	.426	5-17	.294	87-119	.731	39	55	94	3.4	29	0	40	35	3	13	312	11.1
2013-14	3-3	95/31.7	19-34	.559	2-2	1.000	22-28	.786	5	7	12	4.0	6	0	5	4	0	0	62	20.7
<b>TOTAL</b>	<b>95-55</b>	<b>2324/24.5</b>	<b>276-623</b>	<b>.443</b>	<b>17-71</b>	<b>.239</b>	<b>201-268</b>	<b>.750</b>	<b>83</b>	<b>155</b>	<b>238</b>	<b>2.5</b>	<b>90</b>	<b>0</b>	<b>104</b>	<b>98</b>	<b>8</b>	<b>37</b>	<b>770</b>	<b>8.1</b>



# 4

## ARMANI FLANNIGAN

Jr. ▶ F ▶ 6-8 ▶ 200  
Rockford, IL ▶  
(Central Wyoming)



### ↳ CAREER HIGHS

Points: 3, Northwood -- 11/8/13  
Rebounds: 6, Northwood -- 11/8/13  
Steals: 1, Northwood -- 11/8/13  
Blocks: 2, Northwood -- 11/8/13  
FG made: 1, at Oklahoma -- 11/11/13; Northwood -- 11/8/13  
FG attempts: 2, at Oklahoma -- 11/11/13  
FT made: 1, Nicholls State -- 11/14/13; Northwood -- 11/8/13  
FT attempts: 7, Northwood -- 11/8/13

### ↳ 2013-14 STATS

Opponent	Date	gs	min	Total		3-Pointers		Free throws		Rebounds				pf	a	t/o	blk	stl	pts	avg	
				fg-fga	pct	3fg-fga	pct	ft-fta	pct	off	def	tot	avg								
NORTHWOOD	11/8/13	*	16	1-1	1.000	0-0	.000	1-7	.143	1	5	6	6.0	3	0	1	2	1	3	3.0	
at Oklahoma	11/11/13		7	1-2	.500	0-0	.000	0-0	.000	0	0	0	3.0	1	0	1	1	0	2	2.5	
NICHOLLS STATE	11/14/13	*	12	0-1	.000	0-0	.000	1-2	.500	2	1	3	3.0	0	0	2	1	0	1	2.0	
<b>Totals</b>			<b>2</b>	<b>35</b>	<b>2-4</b>	<b>.500</b>	<b>0-0</b>	<b>.000</b>	<b>2-9</b>	<b>.222</b>	<b>3</b>	<b>6</b>	<b>9</b>	<b>3.0</b>	<b>4</b>	<b>0</b>	<b>4</b>	<b>4</b>	<b>1</b>	<b>6</b>	<b>2.0</b>

Games played: 3  
Minutes/game: 11.7  
Points/game: 2.0  
FG Pct: 50.0  
FT Pct: 22.2

Rebounds/game: 3.0  
Turnovers/game: 1.3  
Steals/game: 0.3  
Blocks/game: 1.3

### ↳ CAREER STATS

Season	gp-gs	min/avg	Total		3-Point		F-Throws		Rebounds				Scoring							
			fg-fga	pct	fg-fga	pct	ft-fta	pct	off	def	tot	avg	pf	fo	ast	to	blk	stl	pts	avg
2013-14	3-2	35/11.7	2-4	.500	0-0	.000	2-9	.222	3	6	9	3.0	4	0	0	4	4	1	6	2.0
<b>TOTAL</b>	<b>3-2</b>	<b>35/11.7</b>	<b>2-4</b>	<b>.500</b>	<b>0-0</b>	<b>.000</b>	<b>2-9</b>	<b>.222</b>	<b>3</b>	<b>6</b>	<b>9</b>	<b>3.0</b>	<b>4</b>	<b>0</b>	<b>0</b>	<b>4</b>	<b>4</b>	<b>1</b>	<b>6</b>	<b>2.0</b>

# 5

## CHRIS JONES

Jr. ▶ G ▶ 6-2 ▶ 203  
Garland, TX ▶  
(Lakeview Centennial HS)



### ↳ CAREER HIGHS

Points: 31, at Texas Tech -- 11/16/11  
Rebounds: 12, St. Gregory's -- 11/11/11  
Assists: 10, Troy -- 12/31/11  
Steals: 6, UTA -- 11/28/12  
Blocks: 1, -- (4 Times)  
FG made: 9, at Texas Tech -- 11/16/11  
FG attempts: 21, at Texas Tech -- 11/16/11  
3FG made: 5, Jackson State -- 12/18/11  
3FG attempts: 6, at UTA -- 11/22/11; at Mississippi St -- 11/27/11  
FT made: 12, at Texas Tech -- 11/16/11  
FT attempts: 13, at Texas Tech -- 11/16/11; ULL -- 12/1/12

### ↳ 2013-14 STATS

Opponent	Date	gs	min	Total		3-Pointers		Free throws		Rebounds				pf	a	t/o	blk	stl	pts	avg
				fg-fga	pct	3fg-fga	pct	ft-fta	pct	off	def	tot	avg							
NORTHWOOD	11/8/13	*	28	5-10	.500	0-1	.000	3-4	.750	2	4	6	6.0	3	4	5	0	1	13	13.0
at Oklahoma	11/11/13		31	7-14	.500	2-2	1.000	0-1	.000	2	3	5	5.5	5	3	2	0	1	16	14.5
NICHOLLS STATE	11/14/13		13	0-2	.000	0-0	.000	5-6	.833	0	2	2	4.3	1	2	2	0	2	5	11.3
<b>Totals</b>		1	72	12-26	.462	2-3	.667	8-11	.727	4	9	13	4.3	9	9	9	0	4	34	11.3

Games played: 3  
Minutes/game: 24.0  
Points/game: 11.3  
FG Pct: 46.2  
3FG Pct: 66.7  
FT Pct: 72.7

Rebounds/game: 4.3  
Assists/game: 3.0  
Turnovers/game: 3.0  
Assist/turnover ratio: 1.0  
Steals/game: 1.3

### ↳ CAREER STATS

Season	gp-gs	min/avg	Total		3-Point		F-Throws		Rebounds				Scoring							
			fg-fga	pct	fg-fga	pct	ft-fta	pct	off	def	tot	avg	pf	fo	ast	to	blk	stl	pts	avg
2011-12	19-19	558/29.4	97-222	.437	18-64	.281	55-71	.775	11	78	89	4.7	40	0	81	70	4	45	267	14.1
2012-13	16-14	437/27.3	54-140	.386	3-18	.167	36-55	.655	13	45	58	3.6	44	1	74	46	0	34	147	9.2
2013-14	3-1	72/24.0	12-26	.462	2-3	.667	8-11	.727	4	9	13	4.3	9	1	9	9	0	4	34	11.3
<b>TOTAL</b>	<b>38-34</b>	<b>1067/28.1</b>	<b>163-388</b>	<b>.420</b>	<b>23-85</b>	<b>.271</b>	<b>99-137</b>	<b>.723</b>	<b>28</b>	<b>132</b>	<b>160</b>	<b>4.2</b>	<b>93</b>	<b>2</b>	<b>164</b>	<b>125</b>	<b>4</b>	<b>83</b>	<b>448</b>	<b>11.8</b>

# 10

## AUSTIN MITCHELL

So. ▶ G ▶ 6-1 ▶ 180  
 Plano, TX ▶  
 (Plano HS)



### ↳ CAREER HIGHS

Rebounds: 1, -- (4 Times)  
 Steals: 1, Lamar -- 11/13/12  
 FG attempts: 1, at Creighton -- 11/09/12

### ↳ EXPECTED TO REDSHIRT THE 2013-14 SEASON

### ↳ CAREER STATS

Season	gp-gs	min/avg	Total		3-Point		F-Throws		Rebounds				Scoring							
			fg-fga	pct	fg-fga	pct	ft-fta	pct	off	def	tot	avg	pf	fo	ast	to	blk	stl	pts	avg
2012-13	19-0	18/0.9	0-1	.000	0-0	.000	0-0	.000	1	2	3	0.2	0	0	0	2	0	1	0	0.0
<b>TOTAL</b>	19-0	18/0.9	0-1	.000	0-0	.000	0-0	.000	1	2	3	0.2	0	0	0	2	0	1	0	0.0

# 21

**T.J.  
TAYLOR**

Jr. ▶ G ▶ 6-3 ▶ 215  
Denison, TX ▶  
(Marquette)



### ↳ CAREER HIGHS

Points: 2, Nicholls State -- 11/14/13  
Rebounds: 1, Nicholls State -- 11/14/13  
FG made: 1, Nicholls State -- 11/14/13  
FG attempts: 1, Nicholls State -- 11/14/13

### ↳ 2013-14 STATS

Opponent	Date	gs	min	Total		3-Pointers		Free throws		Rebounds				pf	a	t/o	blk	stl	pts	avg
				fg-fga	pct	3fg-fga	pct	ft-fta	pct	off	def	tot	avg							
NICHOLLS STATE	11/14/13		7	1-1	1.000	0-0	.000	0-0	.000	1	0	1	1.0	1	0	1	0	0	2	2.0
Totals		0	7	1-1	1.000	0-0	.000	0-0	.000	1	0	1	1.0	1	0	1	0	0	2	2.0

Games played: 1  
Minutes/game: 7.0  
Points/game: 2.0  
FG Pct: 100.0

Rebounds/game: 1.0  
Turnovers/game: 1.0

### ↳ CAREER STATS

Season	gp-gs	min/avg	Total		3-Point		F-Throws		Rebounds				Scoring							
			fg-fga	pct	fg-fga	pct	ft-fta	pct	off	def	tot	avg	pf	fo	ast	to	blk	stl	pts	avg
2013-14	1-0	7/7.0	1-1	1.000	0-0	.000	0-0	.000	1	0	1	1.0	1	0	0	1	0	0	2	2.0
TOTAL	1-0	7/7.0	1-1	1.000	0-0	.000	0-0	.000	1	0	1	1.0	1	0	0	1	0	0	2	2.0

# 22

**GREG  
WESLEY**

Fr. ▶ F ▶ 6-7 ▶ 190  
Arlington, TX ▶  
(Seguin HS)



↳ **CAREER HIGHS**

↳ **2013-14 STATS**

↳ **CAREER STATS**

# 23

## JORDAN WILLIAMS

Jr. ▶ G ▶ 6-6 ▶ 202  
Dallas ▶  
(Kimball HS)



### ↳ CAREER HIGHS

Points: 31, at ULL -- 01/31/13  
Rebounds: 10, Northwood -- 11/8/13  
Assists: 5, La Sierra -- 12/2/11  
Steals: 4, at Mississippi St -- 11/27/11  
Blocks: 3, ULM -- 1/5/13; Cameron -- 11/16/12  
FG made: 12, at ULL -- 01/31/13  
FG attempts: 19, Western Kentucky -- 02/7/13  
3FG made: 7, at Troy -- 02/16/13  
3FG attempts: 9, at Troy -- 02/16/13  
FT made: 8, at Florida Atlantic -- 1/19/13; Middle Tennessee -- 1/24/13  
FT attempts: 11, at ULL -- 01/31/13

### ↳ 2013-14 STATS

Opponent	Date	gs	min	Total		3-Pointers		Free throws		Rebounds				pf	a	t/o	blk	stl	pts	avg
				fg-fga	pct	3fg-fga	pct	ft-fga	pct	off	def	tot	avg							
NORTHWOOD	11/8/13	*	35	4-12	.333	0-3	.000	1-1	1.000	4	6	10	10.0	1	1	3	0	1	9	9.0
at Oklahoma	11/11/13		28	4-11	.364	2-5	.400	3-3	1.000	0	3	3	6.5	1	1	2	0	1	13	11.0
NICHOLLS STATE	11/14/13		24	4-10	.400	3-4	.750	3-3	1.000	1	5	6	6.3	3	0	1	0	0	14	12.0
<b>Totals</b>			87	12-33	.364	5-12	.417	7-7	1.000	5	14	19	6.3	5	2	6	0	2	36	12.0

Games played: 3  
Minutes/game: 29.0  
Points/game: 12.0  
FG Pct: 36.4  
3FG Pct: 41.7  
FT Pct: 100.0

Rebounds/game: 6.3  
Assists/game: 0.7  
Turnovers/game: 2.0  
Assist/turnover ratio: 0.3  
Steals/game: 0.7

### ↳ CAREER STATS

Season	gp-gs	min/avg	Total		3-Point		F-Throws		Rebounds				Scoring							
			fg-fga	pct	fg-fga	pct	ft-fga	pct	off	def	tot	avg	pf	fo	ast	to	blk	stl	pts	avg
2011-12	19-13	480/25.3	71-173	.410	23-84	.274	42-54	.778	36	40	76	4.0	39	0	25	41	9	21	207	10.9
2012-13	32-28	1014/31.7	153-368	.416	46-135	.341	101-138	.732	50	69	119	3.7	72	2	23	69	18	23	453	14.2
2013-14	3-1	87/29.0	12-33	.364	5-12	.417	7-7	1.000	5	14	19	6.3	5	0	2	6	0	2	36	12.0
<b>TOTAL</b>	<b>54-42</b>	<b>1581/29.3</b>	<b>236-574</b>	<b>.411</b>	<b>74-231</b>	<b>.320</b>	<b>150-199</b>	<b>.754</b>	<b>91</b>	<b>123</b>	<b>214</b>	<b>4.0</b>	<b>116</b>	<b>2</b>	<b>50</b>	<b>116</b>	<b>27</b>	<b>46</b>	<b>696</b>	<b>12.9</b>

# 24

**KELVIN  
GAINES**

Jr. ▶ F ▶ 6-10 ▶ 240  
Ocala, FL ▶  
(Cincinnati)



↳ **CAREER HIGHS**

↳ **2013-14 STATS**

↳ **CAREER STATS**

# 33

**COLIN  
VOSS**

Jr. ▶ F ▶ 6-7 ▶ 240  
Grand Rapids, MI ▶  
(Northern Oklahoma)



↳ **CAREER HIGHS**

Points: 2, Northwood -- 11/8/13  
Rebounds: 5, at Oklahoma -- 11/11/13  
Assists: 1, Nicholls State -- 11/14/13; Northwood -- 11/8/13  
Steals: 1, Northwood -- 11/8/13  
FG attempts: 5, Northwood -- 11/8/13  
FT made: 2, Northwood -- 11/8/13  
FT attempts: 2, Northwood -- 11/8/13

↳ **2013-14 STATS**

Opponent	Date	gs	min	Total		3-Pointers		Free throws		Rebounds				pf	a	t/o	blk	stl	pts	avg
				fg-fga	pct	3fg-fga	pct	ft-fta	pct	off	def	tot	avg							
NORTHWOOD	11/8/13		15	0-5	.000	0-0	.000	2-2	1.000	1	1	2	2.0	1	1	1	0	1	2	2.0
at Oklahoma	11/11/13	*	16	0-1	.000	0-0	.000	0-0	.000	1	4	5	3.5	3	0	3	0	0	0	1.0
NICHOLLS STATE	11/14/13		13	0-0	.000	0-0	.000	0-0	.000	3	1	4	3.7	0	1	2	0	0	0	0.7
<b>Totals</b>			44	0-6	.000	0-0	.000	2-2	1.000	5	6	11	3.7	4	2	6	0	1	2	0.7

Games played: 3  
Minutes/game: 14.7  
Points/game: 0.7  
FG Pct: 0.0  
FT Pct: 100.0

Rebounds/game: 3.7  
Assists/game: 0.7  
Turnovers/game: 2.0  
Assist/turnover ratio: 0.3  
Steals/game: 0.3

↳ **CAREER STATS**


Season	gp-gs	min/avg	Total		3-Point		F-Throws		Rebounds				Scoring							
			fg-fga	pct	fg-fga	pct	ft-fta	pct	off	def	tot	avg	pf	fo	ast	to	blk	stl	pts	avg
2013-14	3-1	44/14.7	0-6	.000	0-0	.000	2-2	1.000	5	6	11	3.7	4	0	2	6	0	1	2	0.7
<b>TOTAL</b>	3-1	44/14.7	0-6	.000	0-0	.000	2-2	1.000	5	6	11	3.7	4	0	2	6	0	1	2	0.7



# 44

## KEITH COLEMAN

Jr. ▶ F ▶ 6-10 ▶ 250  
Philadelphia, PA ▶  
(Marshalltown CC)



### ↳ CAREER HIGHS

Points: 14, at Oklahoma -- 11/11/13  
Rebounds: 10, at Oklahoma -- 11/11/13  
Assists: 1, Northwood -- 11/8/13  
Steals: 1, Northwood -- 11/8/13  
Blocks: 3, Cameron -- 11/16/12  
FG made: 6, at Oklahoma -- 11/11/13  
FG attempts: 11, at Oklahoma -- 11/11/13  
FT made: 3, at ULL -- 01/31/13  
FT attempts: 4, at ULL -- 01/31/13; Western Kentucky -- 2/7/13

### ↳ 2013-14 STATS

Opponent	Date	gs	min	Total		3-Pointers		Free throws		Rebounds				Other							
				fg-fga	pct	3fg-fga	pct	ft-fta	pct	off	def	tot	avg	pf	a	t/o	blk	stl	pts	avg	
NORTHWOOD	11/8/13	*	13	0-2	.000	0-0	.000	1-2	.500	2	1	3	3.0	4	1	0	2	1	1	1.0	
at Oklahoma	11/11/13	*	28	6-11	.545	0-0	.000	2-3	.667	3	7	10	6.5	4	0	3	1	0	14	7.5	
NICHOLLS STATE	11/14/13	*	19	4-6	.667	0-0	.000	0-0	.000	2	6	8	7.0	3	0	2	1	0	8	7.7	
<b>Totals</b>			3	60	10-19	.526	0-0	.000	3-5	.600	7	14	21	7.0	11	1	5	4	1	23	7.7

Games played: 3  
Minutes/game: 20.0  
Points/game: 7.7  
FG Pct: 52.6  
FT Pct: 60.0

Rebounds/game: 7.0  
Assists/game: 0.3  
Turnovers/game: 1.7  
Assist/turnover ratio: 0.2  
Steals/game: 0.3  
Blocks/game: 1.3

### ↳ CAREER STATS

Season	gp-gs	min/avg	Total		3-Point		F-Throws		Rebounds				Scoring							
			fg-fga	pct	fg-fga	pct	ft-fta	pct	off	def	tot	avg	pf	fo	ast	to	blk	stl	pts	avg
2012-13	30-1	254/8.5	16-46	.348	0-0	.000	8-18	.444	13	36	49	1.6	41	0	4	24	11	4	40	1.3
2013-14	3-3	60/20.0	10-19	.526	0-0	.000	3-5	.600	7	14	21	7.0	11	0	1	5	4	1	23	7.7
<b>TOTAL</b>	33-4	314/9.5	26-65	.400	0-0	.000	11-23	.478	20	50	70	2.1	52	0	5	29	15	5	63	1.9

**2012-13 SEASON STATS TEAM/INDIVIDUAL**

RECORD:	OVERALL	HOME	AWAY	NEUTRAL
ALL GAMES	2-1	2-0	0-1	0-0
CONFERENCE	0-0	0-0	0-0	0-0
NON-CONFERENCE	2-1	2-0	0-1	0-0

#	Player	gp-gs	min	avg	Total		3-Point		F-Throw		Rebounds				pf	dq	a	to	blk	stl	pts	avg		
					fg-fga	fg%	3fg-fga	3fg%	ft-fta	ft%	off	def	tot	avg										
03	WILLIAMS, Alzee	3-3	95	31.7	19-34	.559	2-2	1.000	22-28	.786	5	7	12	4.0	6	0	5	4	0	0	62	20.7		
23	WILLIAMS, Jordan	3-1	87	29.0	12-33	.364	5-12	.417	7-7	1.000	5	14	19	6.3	5	0	2	6	0	2	36	12.0		
05	JONES, Chris	3-1	72	24.0	12-26	.462	2-3	.667	8-11	.727	4	9	13	4.3	9	1	9	9	0	4	34	11.3		
01	ANIEFIOK, Maurice	3-0	61	20.3	8-17	.471	5-10	.500	8-9	.889	1	16	17	5.7	10	0	1	1	0	0	29	9.7		
02	WALTON, Brandan	3-2	78	26.0	9-29	.310	2-14	.143	9-12	.750	5	9	14	4.7	8	0	4	6	0	5	29	9.7		
44	COLEMAN, Keith	3-3	60	20.0	10-19	.526	0-0	.000	3-5	.600	7	14	21	7.0	11	0	1	5	4	1	23	7.7		
00	VAUGHNS, Vertrail	3-2	61	20.3	5-14	.357	2-5	.400	11-14	.786	1	4	5	1.7	5	0	8	4	0	2	23	7.7		
21	TAYLOR, T.J.	1-0	7	7.0	1-1	1.000	0-0	.000	0-0	.000	1	0	1	1.0	1	0	0	1	0	0	2	2.0		
04	FLANNIGAN, Armani	3-2	35	11.7	2-4	.500	0-0	.000	2-9	.222	3	6	9	3.0	4	0	0	4	4	1	6	2.0		
33	VOSS, Colin	3-1	44	14.7	0-6	.000	0-0	.000	2-2	1.000	5	6	11	3.7	4	0	2	6	0	1	2	0.7		
Team											8	10	18											
Total.....		3	600		78-183	.426	18-46	.391	72-97	.742	45	95	140	46.7	63	1	32	46	8	16	246	82.0		
Opponents.....		3	600		85-194	.438	21-59	.356	49-79	.620	30	73	103	34.3	74	-	33	33	12	26	240	80.0		

TEAM STATISTICS	NT	OPP	Date	Opponent	Score	Att.
SCORING	246	240	11/8/13	NORTHWOOD	w 72-67	2236
Points per game	82.0	80.0	11/11/13	at Oklahoma	L 82-95	9288
Scoring margin	+2.0	-	11/14/13	NICHOLLS STATE	w 92-78	2146
FIELD GOALS-ATT	78-183	85-194	* - Conference game			
Field goal pct	.426	.438				
3 POINT FG-ATT	18-46	21-59				
3-point FG pct	.391	.356				
3-pt FG made per game	6.0	7.0				
FREE THROWS-ATT	72-97	49-79				
Free throw pct	.742	.620				
F-Throws made per game	24.0	16.3				
REBOUNDS	140	103				
Rebounds per game	46.7	34.3				
Rebounding margin	+12.3	-				
ASSISTS	32	33				
Assists per game	10.7	11.0				
TURNOVERS	46	33				
Turnovers per game	15.3	11.0				
Turnover margin	-4.3	-				
Assist/turnover ratio	0.7	1.0				
STEALS	16	26				
Steals per game	5.3	8.7				
BLOCKS	8	12				
Blocks per game	2.7	4.0				
ATTENDANCE	4382	9288				
Home games-Avg/Game	2-2191	1-9288				
Neutral site-Avg/Game	-	0-0				

Score by Periods	1st	2nd	Totals
North Texas	111	135	246
Opponents	117	123	240

**2012-13 GAME-BY-GAME**


Opponent	1st	2nd	Score	Mar	Total FG	FG Pct	3-Pointers	3FG Pct	Free Throws	FT Pct	Rebounds	Assist	T/Over	Block	Steal	Fouls	
NORTHWOOD	35/33	37/34	72-67	+5	25-69/21-61	.362/.344	3-17/5-19	.176/.263	19-31/20-30	.613/.667	57/41	+16	10/6	14/16	4/5	9/8	23/27
Oklahoma	38/48	44/47	82-95	(13)	30-67/36-68	.448/.529	8-18/8-18	.444/.444	14-20/15-24	.700/.625	39/36	+3	13/15	16/11	2/5	4/10	22/18
NICHOLLS STATE	38/36	54/42	92-78	+14	23-47/28-65	.489/.431	7-11/8-22	.636/.364	39-46/14-25	.848/.560	44/26	+18	9/12	16/6	2/2	3/8	18/29

Note: Game totals are displayed in the format TEAM/OPPONENT for each category

RADIO-TV CHART




**0** Vertrail Vaughns  
6-2 • 194 • Sr. • G  
Mesquite, Texas



**1** Maurice Aniefiok  
6-5 • 212 • So. • G/F  
Lagos, Nigeria




**2** Brandan Walton  
6-2 • 205 • Sr. • G  
Compton, Calif.



**3** Alzee Williams  
6-4 • 182 • Sr. • G  
Dallas




**4** Armani Flannigan  
6-8 • 200 • Jr. • F  
Rockford, Ill.



**5** Chris Jones  
6-2 • 203 • Jr. • G  
Garland, Texas




**10** Austin Mitchell  
6-1 • 180 • So. • G  
Plano, Texas



**21** T.J. Taylor  
6-3 • 215 • Jr. • G  
Denison, Texas




**22** Greg Wesley  
6-7 • 190 • Fr. • F  
Arlington, Texas




**23** Jordan Williams  
6-6 • 202 • Jr. • G  
Dallas



**24** Kelvin Gaines  
6-10 • 240 • Jr. • F/C  
Ocala, Fla.




**33** Colin Voss  
6-7 • 240 • Jr. • F  
Grand Rapids, Mich.



**44** Keith Coleman  
6-10 • 250 • Jr. • F  
Philadelphia



**HEAD COACH**  
Tony Benford



**NORTH TEXAS BASKETBALL**