

NORTH TEXAS BASKETBALL

18 CONFERENCE CHAMPIONSHIPS • 1988, 2007, 2010 NCAA TOURNAMENT


2014 TOURNAMENT GUIDE



ALZEE WILLIAMS

JORDAN WILLIAMS

1,000-POINT TEAMMATES



NORTH TEXAS BASKETBALL

18 CONFERENCE CHAMPIONSHIPS • 1988, 2007, 2010 NCAA TOURNAMENT

Stephen Howard • Asst. Director Communications • Office: 940.369.8548 • Cell: 817.793.5199 • stephen.howard@unt.edu

2013-14 SCHEDULE

NOVEMBER

8	Northwood	W 72-67
11	at Oklahoma # (SSN, FSOK)	L 95-82
14	Nicholls State	W 92-78
21	vs. Columbia \$	L 70-66
22	vs. Idaho \$	L 87-76
23	at Portland \$	W 77-72 (2OT)
26	Incarnate Word	W 84-67
30	Southeastern Louisiana	W 75-61

DECEMBER

3	at BYU (BYUtv)	L 97-67
15	Stephen F. Austin	L 87-53
17	Central Arkansas (TWC)	W 64-55
21	Wayland Baptist	W 81-77
31	at Texas A&M (FSN)	W 61-41

JANUARY

4	UC Riverside	W 76-72
9	(RV) Southern Miss *	L 74-64
11	Tulane * (CSS)	L 73-62
16	at Marshall * (TWC)	W 80-65
18	at Charlotte * (TWC)	L 76-74
23	UAB *	W 76-65
25	Middle Tennessee *	L 70-63

FEBRUARY

1	at Tulsa *	L 94-63
6	at Rice *	L 75-70
8	at Louisiana Tech *	L 90-75
13	Old Dominion *	L 72-62
15	East Carolina *	W 53-51
20	at FIU *	W 65-63
22	at Florida Atlantic *	W 78-76
27	at UTSA *	W 71-62

MARCH

2	UTEP * (TWC)	L 74-54
6	Tulsa *	L 79-68
11	No. 15 Rice %	3:30 p.m.
12	No. 7 Tulane %	12 p.m.
13	No. 2 Tulsa %	12 p.m.
14	C-USA Semifinals %	2 p.m.
15	C-USA Finals %	9:35 a.m.

Coaches vs. Cancer Classic (Norman, Okla.)
 \$ Coaches vs. Cancer Classic (Portland, Ore.)
 * Conference USA league game
 % C-USA Tournament (El Paso, Texas)
 All times Mountain

CONFERENCE USA TOURNAMENT - EL PASO, TEXAS



El Paso, Texas • Don Haskins Center (12,000)

March 11-15, 2014

Radio: MGRN - 88.1 KNTU-FM, 95.3 KHYI-FM

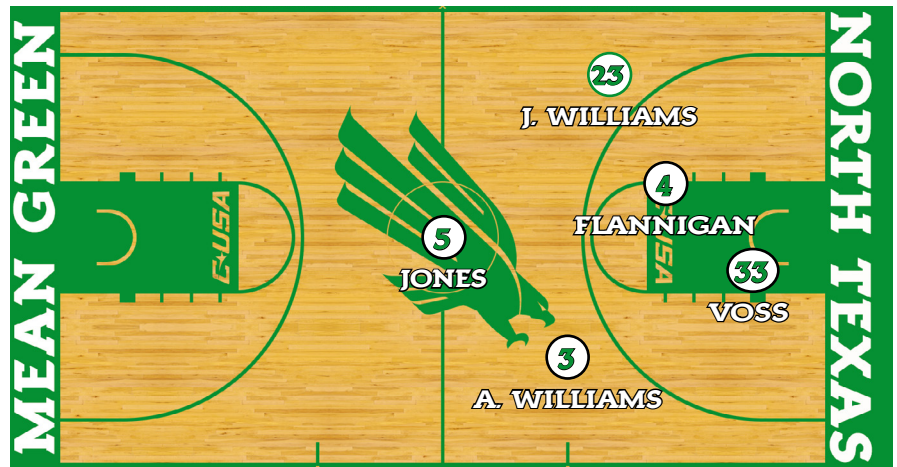
George Dunham (PxP), Hank Dickenson (Color)

Webcast: C-USA Digital Network (March 11-13)

TV: CBS (Title Game), CBSSN (Semifinals)

Opening Round: No. 10 NT vs No. 15 Rice (7-22, 2-14)

NT vs. Rice Series: NT leads 9-4 (Rice won 75-70 on Feb. 6)



NORTH TEXAS PROBABLE STARTERS

No.	Pos	Name	Ht	Wt	Class	Hometown	Pts/Reb/Other
5	G	Chris Jones	6-2	203	Jr.	Garland, Texas	7.9 / 3.8 / 4.1 APG
3	G	Alzee Williams	6-4	182	Sr.	Dallas	11.5 / 2.3 / 46.5 FG%
23	G	Jordan Williams	6-6	202	Jr.	Dallas	12.3 / 6.2 / 31.1 3FG%
4	F	Armani Flannigan	6-8	200	Jr.	Rockford, Ill.	2.3 / 2.1 / 52.8 FG%
33	F	Colin Voss	6-7	240	Jr.	Grand Rapids, Mich.	6.9 / 5.8 / 47.7 FG%

RESERVES

No.	Pos	Name	Ht	Wt	Class	Hometown	Pts/Reb/Other
0	G	Vertrail Vaughns	6-2	194	Sr.	Mesquite, Texas	7.4 / 1.4 / 33.3 3FG%
1	G/F	Maurice Aniefiok	6-5	212	So.	Lagos, Nigeria	6.7 / 3.5 / 37.8 3FG%
2	G	Brandan Walton	6-2	205	Sr.	Compton, Calif.	6.5 / 2.1 / 34.7 3FG%
10	G	Austin Mitchell	6-1	180	So.	Plano, Texas	-
21	G	T.J. Taylor	6-3	215	Jr.	Denison, Texas	7.3 / 3.0 / 44.9 FG%
22	G	Greg Wesley	6-7	190	Fr.	Arlington, Texas	-
24	F/C	Kelvin Gaines	6-10	240	Jr.	Ocala, Fla.	0.7 / 1.6 / 0.5 BPG
44	F	Keith Coleman	6-10	250	Jr.	Philadelphia	3.2 / 3.4 / 0.9 BPG

COACHING STAFF

- Head Coach: Tony Benford
2nd year at NT (27-35 Record)
Overall (Same)
- Associate Head Coach: Rob Evans
- Asst. Coaches: David Anwar,
Scott Monarch
- Director of Operations: Jeff Luster
- Strength Coach: Chris Seroka

MEAN GREEN QUICK STATS

Points Per Game	70.1
Scoring Margin	-2.7
Field Goal Percentage	42.3
3-Point Field Goal Percentage	33.1
Free Throw Percentage	66.9
Rebounding Margin	-0.5
Assists Per Game	10.2
Turnovers Per Game	12.8
Steals Per Game	6.6
Blocks Per Game	3.5

INSIDE THE TOURNAMENT

• This will be North Texas' first appearance in the C-USA Tournament after a successful run in the Sun Belt Conference Tournament. NT was 1-6 in the SBC Tournament in its first six seasons, but was 15-5 with four finals appearances and two SBC titles in its last seven seasons in the league. In fact, NT joined UAB and Western Kentucky as the only programs to make three straight Sun Belt finals appearances ('10, '11, '12).

• North Texas has shown an ability to make lengthy conference tournament runs despite low seeds. In '06-07, No. 5 seed NT became the lowest seed to ever win the SBC Tourney, and in '10-11 and '11-12 they made runs to the finals from the No. 4 seed and No. 5 seeds, respectively.

• North Texas' first opponent in the C-USA Tourney will be No. 10 Rice. The Owls and Mean Green have faced off four times since 2006-07, and a total of 12 points have decided those four games.

• The North Texas & Rice Series.

- Overall Series: NT leads 9-4
- First Meeting: 1931, Rice won 45-29
- Last: Rice won 75-70 on Feb. 6 in Houston
- Streak: Rice win snapped NT 4 game streak
- In Denton: NT leads 2-0
- In Houston: Rice leads 3-1
- Neutral Site: NT leads 3-0
- Unknown Site: Tied 2-2

• Rice took the regular season meeting with NT, 75-70, in Houston back on Feb. 6. Rice raced out to a quick 17-point lead and was able to hold off the Mean Green late. A pair of Chris Jones free throws with 8:08 remaining cut the Rice lead to two, but the Owls had the answer with eight free throws in the final minute. Alzee Williams led NT with 18 points, and Colin Voss posted his third double-double with 11 points and 10 boards.

• Should North Texas take down Rice in the opening round, NT will take on No. 7 Tulane at noon on Wed., March 12.

MEAN GREEN QUICK FACTS

Location: Denton, Texas
 Founded: 1890
 Enrollment: 36,221
 Nickname: Mean Green
 Colors: Green and White
 Home Arena: The Super Pit (10,500)
 Affiliation: NCAA Division I
 Conference: Conference USA
 Program All-Time Record: 1,090-1,229-1
 Program founded: 1916-17 (96th season)

INDIVIDUAL QUICK HITTERS (FULL BIOS ON MEANGREENSPORTS.COM)

- 0 VERTRAIL VAUGHNS** C-USA All-Academic team ... 85.1 FT% in C-USA play ranks 5th (80.6% overall FT% is 8th) ... Last 9 games: 30-of-34 (88.2%) from FT ... 136 career games are most in C-USA, 19th among active Div. I.
- 1 MAURICE ANIEFIOK** Ranks 12th in C-USA with 37.8 3FG% ... 80.6% from FT stripe leads NT ... 11-of-12 (91.7%) from FT stripe in C-USA play ... At least 1 3-pointer in 20 games ... 9 double-digit scoring games.
- 2 BRANDAN WALTON** Career high 20 points in finale vs. Tulsa (4-7 from 3-pt) ... 40.4 3FG% in C-USA play ranks 5th ... 19-of-43 (44.2%) from 3-point in last 12 games ... Leads NT in +/- with +59 ... 89 career 3-ptrs on 35.9%.
- 3 ALZEE WILLIAMS** 20th 1,000-point scorer in NT history ... Ranks 18th with 1,053 points ... 20 points vs UTEP on senior night ... Averaged 14.4 PPG in non-con play (9.0 PPG in C-USA play) ... 122 career games at NT.
- 4 ARMANI FLANNIGAN** NT is 7-2 when Flannigan starts ... Leads NT with 1.0 BPG (T12th in C-USA) despite 10.2 MPG ... At 29 blocks, needs just 4 more to tie for 10th in NT single-season history ... Leads NT with 52.8 FG%.
- 5 CHRIS JONES** 275 career assists rank 6th at NT ... 120 assists in '13-14 are tied for 10th in NT history ... In C-USA play: 4.44 APG (ranks 6th), 2.0 SPG (4th), 2.09 A/TO (4th) ... 27 career games of 5+ assists.
- 10 AUSTIN MITCHELL** Expected to REDSHIRT 2013-14 ... Averaged 0.9 MPG over 19 contests for NT ... Tallied a rebound in 3 games, including the season opener ... Posted a steal in the NIT Season Tip-Off game vs Lamar.
- 21 T.J. TAYLOR** 44.9 FG% 2nd among NT guards ... 6.7 PPG, 3.4 RPG in C-USA play ... 7 double-digit games ... Posted 24 & 21 point games in Portland ... Attended Marquette ... NJCAA All-American at Paris JC.
- 22 GREG WESLEY** Awaiting NCAA eligibility ruling ... TexasHoops.com No. 9 player in state ... Powered Seguin HS to 33-5 record ... 13.0 PPG, 6.0 RPG as a senior ... MVP of Showboat Classic all-star game with 34 points.
- 23 JORDAN WILLIAMS** 21st NT player to reach 1,000 career points (1,030 points ranks 19th) ... 13.8 PPG in C-USA play ranks 13th ... Averaging 14.4 career PPG after New Years ... NT's rebounding leader at 6.2 RPG.
- 24 KELVIN GAINES** 3-of-4 for 6 points at FAU - both season highs ... 5-of-8 (62.5%) over last 6 games ... 9 blocks in C-USA play ... 6-of-13 (46.2%) shooting in C-USA play ... Bachelor's degree from Cincinnati in 3 years.
- 33 COLIN VOSS** C-USA play: 49.5 FG% (14th), 2.0 Off-RPG ... 81.8 FT% in final 2 minutes ... 6 double-digit rebound games ... Team-high 27 starts ... Dad coached him to 3 HS state football titles in Michigan.
- 44 KEITH COLEMAN** Ranks 2nd at NT with 23 blocks (0.9 BPG) ... C-USA Play: 1.5 PPG, 2.3 RPG, 33.3 FG% ... Took just 7 games to pass scoring total from all of '12-13 ... 1st double-double at OU (14 pts, 10 reb).

NORTH TEXAS' RECORD WHEN ...

Overall	15-15	Opponent Scores:	
Home.....	9-7	59 and under	3-0
Road.....	6-6	60-69	7-0
Neutral.....	0-2	70-79	5-9
Leading at half.....	12-1	80-89	0-2
Trailing/Tied at half.....	3-14	90-Plus.....	0-4
Outshoots Opponent.....	13-1	Shoots:	
Outshot by Opponent.....	2-14	Under 35%.....	0-3
More rebounds	12-3	35-39%.....	3-6
Less or equal Rebounds	3-12	40-44%.....	4-4
More turnovers.....	6-7	45-49%.....	5-0
Less or equal turnovers.....	9-8	50%+	3-2
Scores:		Opponent Shoots:	
59 and under	1-2	Under 35%.....	6-0
60-69	3-8	35-39%.....	4-0
70-79	7-4	40-44%.....	3-3
80-89	3-1	45-49%.....	1-6
90-Plus.....	1-0	50%+	1-6
		Misc.	
		With Chris Seroka (since 08-09)	102-72

NT RECORDS WATCH

Career Scoring List

No.	Name	Pts	Years	Games
10	Leonard Hopkins	1,340	02-05	96
11	Melvin Davis	1,306	75-78	99
12	Calvin Watson	1,253	04-07	106
13	David Miller	1,207	95-98	107
14	Willie Davis	1,166	65-68	76
15	Jim Mudd	1,119	59-60	48
16	Joe Hamilton	1,092	69-70	51
17	Joe Manning	1,090	78-79	55
18	Alzee Williams	1,053	10-Pr	122
19	Jordan Williams	1,030	12-Pr	81
20	Deon Hunter	1,012	87-89	82

Career Assists Leaders

Rank	Assists	Player	Years
1	526	Pat Hicks	1979-83
2	350	Walter Johnson	1975-77
3	331	Josh White	2008-11
4	296	Chris Davis	1999-03
5	294	Kevie Gulley	1987-90
6	275	Chris Jones	2012-Pr.
7	269	Furmia Nealy	1979-83

Single-Season Assists Leaders

Rank	Assists	Player	Year
1	208	Walter Johnson	1976-77
2	171	Pat Hicks	1982-83
3	156	Pat Hicks	1981-82
4	154	Pat Hicks	1980-81
5	142	Walter Johnson	1975-76
	142	Deon Alexander	1986-87
7	137	Calvin Williams	1998-99
8	124	Donnell Hayden	1990-91
9	120	Chris Jones	2013-14
	120	Dominique Johnson	2008-09
10	116	Josh White	2009-10

Single-Season Steals Leaders

Rank	Assists	Player	Year
1	86	Donnell Hayden	1990-91
2	84	John Horrocks	1981-82
3	63	Ricky Robertson	1988-89
	63	Pat Nash	1991-92
5	60	Isaac Hines	2004-05
6	56	Deon Alexander	1986-87
	56	Charles Washington	1997-98
8	52	Isaac Hines	2005-06
9	51	Calvin Williams	1999-00
10	48	Chris Jones	2013-14
	48	Tony Worrell	1987-88

Single-Season Blocks Leaders

Rank	Assists	Player	Year
6	51	Jeffrey Simpson	2004-05
7	40	Jason Miller	2000-01
8	38	Quincy Williams	2006-07
	38	Wendell Williams	1988-89
10	33	Rich Young	2006-07
	33	Chuck Thrash	1997-98
...	29	Armani Flannigan	2013-14

MEAN GREEN TEAM NOTES

Quick Hitters

• Brandan Walton and his fellow seniors ended the season in style. Walton posted a season-high 20-points and the three seniors combined for 16-of-30 (53.3) shooting.

• NT secured a .500 regular season and the No. 10 seed in the C-USA Tourney. It marks just the 30th .500-plus season since WWII.

• Only 17 teams in NT history have won 16 games or more in a season, something the Mean Green will have a chance to do against Rice at the C-USA Tourney.

• Vertrail Vaughns (Digital marketing grad student) was named one of five C-USA All-Academic team honorees.

Good Company - Jordan Williams was one of just five players in C-USA to average at least 13.8 points and 6.1 rebounds per game in league play.

C-USA Scoring/Rebounding Combos

Player, School	PPG	RPG
Tymell Murphy, FIU	17.2	7.4
James Woodard, Tulsa	15.3	6.1
Shawn Jones, MTSU	15.1	8.1
Vince Hunter, UTEP	14.5	6.6
Jordan Williams, NT	13.8	6.1

One 1,000 ... Two 1,000 - Alzee Williams (1,053 pts) scored his 1,000th point at FIU on Feb. 20, and Jordan Williams (1,030) reached that mark at UTSA just five days later. The last NT teammates to reach 1,000 points in the same year were Josh White (1,668 points) and Tristan Thompson (1,629) as juniors in 2009-10. The only other teammates to accomplish that feat were Kenneth Lyons (2,291) and David Vasher (1,002) in 1981-82.

Road Warriors - NT lost its last two home games, but has had success away from the Super Pit. NT is on a three-game road win streak for the first time since 2009-10, when it closed out the season with four straight road victories. NT is 6-6 in road games this year, including a 4-4 mark in league play.

Rockin' Reserves - The Mean Green bench has out-scored its opponents 145-91 over NT's last six games. In fact, the NT bench is a +7.7 over its counterparts on the season. The NT bench scored 40 or more points on five occasions this season.

Dealing The Rock - Chris Jones sits at 120 assists on the year, which is tied with Dominique Johnson (120 in '08-09) for 9th on the NT single-season list. When the junior passes Johnson, he will have the most assists by an NT player since Calvin Williams' 137

dimes in 1998-99. At 275 career assist, Jones is also making the trek up that top 10 list, and currently sits in 6th place.

Paint Production - Forwards are scoring just 17.6 percent of NT's points this year, but their contributions are key to Mean Green wins. In victories, NT's big men are averaging a combined 14.7 points, 13.7 rebounds and 52.0 percent shooting. Those figures drop to 10.5 points, 10.1 rebounds and 40.7 percent shooting in losses. On NT's recent four-game win streak NT's forwards were 27-of-51 (52.9 percent) from the floor.

New Year's Baby! - Jordan Williams obviously loves the New Year. The junior is scoring 11.1 points per game in Nov. and Dec., but is averaging 14.4 per game after the turn of the New Year in his career. Here's a look at the breakdown.

Jordan Williams Pre/Post New Years

Period	Games	Points	Average
Nov./Dec.	42	468	11.1
Jan.-March	39	562	14.4

Milestone Maker - The win over TAMU was the 20th of Tony Benford's career. He reached that mark in 45 games, which is the 4th fastest by an NT coach since WWII and the 8th fastest overall (17 total head coaches).

Man On A Mission - Tony Mitchell was selected with the 37th overall pick by the Detroit Pistons, which made him the highest NBA Draft pick in North Texas history. Mitchell rewrote NT's shot-blocking records with 157 blocks in just 55 games (2.8 per game) and was a unanimous preseason All-American prior to the 2012-13 season.

Hard Place To Play - The offseason facilities upgrades will only help enhance the game-day experience for North Texas fans at the Super Pit, a place that the Mean Green has been nearly unbeatable. NT is 91-31 (74.6 percent) at the Super Pit since 2006-07.

Winning Ways - The Mean Green has averaged 20 wins per year over the last seven seasons, including five straight 20-win seasons from 2007-11. NT won the 2007 and 2010 Sun Belt titles, and played in the NCAA Tournament in both of those seasons.

Hoops Guru - Former 'Ole Miss and Arizona State head coach Rob Evans is in his second year with NT, and was named by Hoop Scoop as the nation's top mid-major assistant.

CONFERENCE USA TOURNAMENT BRACKET



2014 CONFERENCE USA MEN'S BASKETBALL CHAMPIONSHIP

Tuesday-Saturday, March 11-15, 2014 - Don Haskins Center, El Paso, Texas

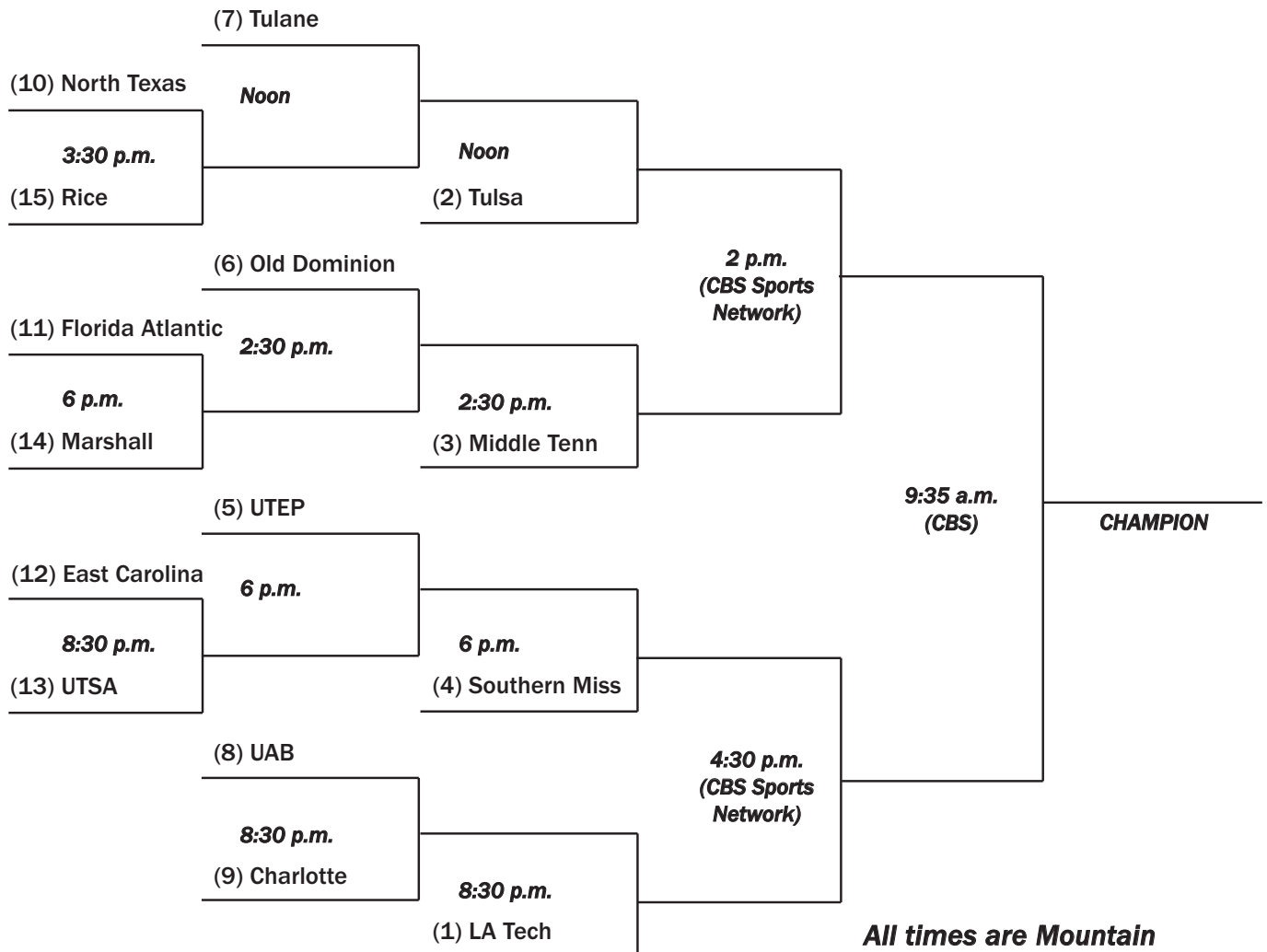
Tuesday
March 11

Wednesday
March 12

Thursday
March 13

Friday
March 14

Saturday
March 15



All times are Mountain

HEAD COACH TONY BENFORD



PERSONAL

Birthdate

March 22, 1964

Hometown

Hobbs, N.M.

Alma Mater

Texas Tech, '92

Spouse

Deborah

Children

Audriana, Milena, Tony Jr., Jeremy

COACHING

North Texas

Head Coach (2012-Present)

Marquette

Assoc. Head Coach (2011-12)

Asst. Coach (2008-11)

Nebraska

Asst. Coach (2006-08)

UTEP

Asst. Coach (July 2006)

Arizona State

Assoc. Head Coach (2004-06)

Asst. Coach (1998-04)

New Mexico

Asst. Coach (1992-98)

All Saints School

Head Coach (1988-1991)

PLAYING CAREER

European League

Holland (1986-87)

Chicago Bulls

Training Camp (1986)

Boston Celtics

Fourth Round Draft Pick (1986)

Texas Tech

All-SWC (1986)

SWC Tournament MVP (1986)

Hobbs High School

1982 N.M. State MVP

1982 State Champion

A veteran of 21 years in NCAA Division-I basketball and 14 postseason appearances, Tony Benford has transformed the culture of North Texas basketball with his hard-working defense-first approach that made the Mean Green one of the nation's toughest teams.

In 2012-13, North Texas broke the school record for blocked shots with 153, and the squad's defensive field goal percentage inside the 3-point arc of 44.3 was the lowest in the Sun Belt. This season, Benford looks to build on this foundation as he leads the Mean Green into its first season in Conference USA.

Before coming to North Texas, Benford served as the associate head coach at Marquette under Buzz Williams. In his four years at Marquette, Benford helped recruit and coach six All-Big East players, including 2012 Big East Player of the Year Jae Crowder.

Tabbed by Basketball Times, Fox Sports and Hoop Scoop as one of the country's top assistant coaches, Benford also spent time at Nebraska (2006-08), Arizona State (1998-06) and New Mexico (1992-98) developing some of the nation's most talented players.

In his career Benford recruited and coached five NBA first-round draft picks: Garland, Texas; Ike Diogu (Arizona St., '05), Charles Smith (New Mexico, '97), Kenny Thomas (New Mexico, '99), Lazar Hayward (Marquette, '10) and Jimmy Butler (Marquette, '11), as well as three second-round picks in Eddie House (Arizona St., '00), Tommy Smith (Arizona St., '03) and Jeff Pendergraph (Arizona St., '09).

A native of Hobbs, N.M., Benford played collegiately at Texas Tech and was the catalyst for the Red Raiders Southwest Conference regular-season and tournament titles in 1985, and their 1986 SWC Tournament championship. He earned All-Southwest Conference and SWC Tournament MVP honors as a senior. The Boston Celtics selected Benford in the fourth round of the 1986 NBA Draft, and he played professionally in Holland for the 1986-87 season.

With Williams and Benford at the helm at Marquette, the Golden Eagles have reached


the NCAA Tournament's Sweet 16 in each of the last two years. Marquette was ranked No. 11 in the final AP poll of 2012, and ranked 31st in the country in scoring offense with an average of 75.4 points per game. MU won at least 20 games and reached the NCAA Tournament in each of Benford's four years with the program.

Before arriving at Marquette, he had spent the previous two campaigns at Nebraska under head coach Doc Sadler. The Huskers collected 37 total victories in the two seasons, highlighted by a trip to the National Invitation Tournament in 2008. The squad posted 20 wins in 2007-08, just the 12th 20-win campaign in the program's 112-year history. North Texas forward Alonzo Edwards was recruited to Nebraska by Benford prior to transferring to Denton.

Benford served on the Arizona State bench as an assistant coach for his first six years in Tempe before being named associate head coach for his last two seasons with the Sun Devils. Benford helped the Sun Devils to four postseason appearances during his tenure, including earning a spot in the second round of the 2003 NCAA Tournament. While at ASU, Benford recruited Keith Wooden and George Odufuwa to Phoenix before the pair transferred to North Texas and went on to start a combined 143 games for the Mean Green.

In six seasons with New Mexico, Benford helped the Lobos reach five NCAA Tournament bids while winning 73.2 percent of their games (139-51 record). New Mexico picked up a pair of Western Athletic Conference tournament titles in 1993 and 1996, and a regular-season championship in 1994. During his stint with the Lobos, Benford coached the top four scorers in program history, including all-time leading scorer in Kenny Thomas.

As a prep all-star, Benford was a Converse All-American and the New Mexico Player of the Year after pouring in 27.5 points per game as a senior at Hobbs High School. He led Hobbs to the state title in his final season, earning MVP honors of the state championship tournament after posting 29 points in the title game.



VERTRAIL VAUGHNS

Sr. ▶ G ▶ 6-2 ▶ 194
 Mesquite, TX ▶
 (George Mason)



↳ CAREER HIGHS

Points: 18, vs Columbia -- 11/21/13
 Rebounds: 4, vs Idaho -- 11/22/13
 Assists: 5, at Oklahoma -- 11/11/13
 Steals: 3, at Tulsa -- 02/01/14
 Blocks: 1, Southeastern La. -- 11/30/13
 FG made: 5, vs Columbia -- 11/21/13
 FG attempts: 14, at BYU -- 12/03/13
 3FG made: 4, vs Columbia -- 11/21/13
 3FG attempts: 6, vs Columbia -- 11/21/13
 FT made: 9, Old Dominion -- 2/13/14
 FT attempts: 10, Nicholls State -- 11/14/13; Old Dominion -- 2/13/14

↳ 2013-14 STATS

Opponent	Date	qs	min	Total		3-Pointers		Free throws		Rebounds				Other				pts	avg		
				fg-fga	pct	3fg-fga	pct	ft-fta	pct	off	def	tot	avg	pf	a	t/o	blk			stl	
NORTHWOOD	11/8/13		16	1-6	.167	1-3	.333	1-2	.500	1	2	3	3.0	2	2	1	0	0	4	4.0	
at Oklahoma	11/11/13	*	23	0-4	.000	0-1	.000	2-2	1.000	0	1	1	2.0	1	5	2	0	1	2	3.0	
NICHOLLS STATE	11/14/13	*	22	4-4	1.000	1-1	1.000	8-10	.800	0	1	1	1.7	2	1	1	0	1	17	7.7	
vs Columbia	11/21/13		20	5-11	.455	4-6	.667	4-5	.800	0	1	1	1.5	3	0	1	0	1	18	10.3	
vs Idaho	11/22/13	*	23	3-9	.333	0-4	.000	2-4	.500	0	4	4	2.0	4	1	2	0	1	8	9.8	
INCARNATE WORD	11/26/13		19	2-6	.333	1-3	.333	6-6	1.000	0	1	1	1.8	3	1	0	0	0	11	10.0	
SOUTHEASTERN LA.	11/30/13	*	17	2-5	.400	0-1	.000	0-0	.000	0	1	1	1.7	3	1	2	1	0	4	9.1	
at BYU	12/03/13	*	24	4-14	.286	1-5	.200	0-0	.000	0	3	3	1.9	2	3	2	0	1	9	9.1	
STEPHEN F. AUSTIN	12/15/13		23	2-5	.400	1-3	.333	6-7	.857	0	1	1	1.8	3	0	2	0	2	11	9.3	
CENTRAL ARKANSAS	12/17/13		19	0-6	.000	0-2	.000	4-4	1.000	2	1	3	1.9	0	3	5	0	1	4	8.8	
WAYLAND BAPTIST	12/21/13		20	2-5	.400	0-1	.000	1-2	.500	0	1	1	1.8	2	0	0	0	0	5	8.5	
at Texas A&M	12/31/13		12	2-4	.500	0-1	.000	0-0	.000	0	1	1	1.8	0	1	0	0	0	4	8.1	
UC RIVERSIDE	1/4/14		15	2-4	.500	0-0	.000	1-4	.250	0	0	0	1.6	3	1	0	0	0	5	7.8	
SOUTHERN MISS	1/9/14		13	2-4	.500	0-1	.000	2-2	1.000	1	1	2	1.6	2	1	1	0	1	6	7.7	
TULANE	1/11/14		22	3-7	.429	0-0	.000	4-5	.800	0	2	2	1.7	4	1	1	0	2	10	7.9	
at MARSHALL	01/16/13		19	3-6	.500	0-0	.000	0-0	.000	0	0	0	1.6	1	4	1	0	0	6	7.8	
at Charlotte	01/18/14	*	15	2-6	.333	1-1	1.000	0-0	.000	0	2	2	1.6	0	2	0	0	0	5	7.6	
UAB	1/23/14		20	2-3	.667	1-2	.500	0-0	.000	1	0	1	1.6	1	0	1	0	0	5	7.4	
MIDDLE TENNESSEE	1/25/14		16	4-10	.400	2-5	.400	1-1	1.000	0	2	2	1.6	3	0	0	0	1	11	7.6	
at Tulsa	02/01/14	*	25	1-4	.250	0-1	.000	3-5	.600	1	0	1	1.6	3	0	1	0	3	5	7.5	
at Rice	02/06/14		9	0-2	.000	0-1	.000	2-2	1.000	0	1	1	1.5	3	0	1	0	1	2	7.2	
at Louisiana Tech	2/8/14		15	3-7	.429	1-2	.500	3-4	.750	0	0	0	1.5	4	1	0	0	2	10	7.4	
OLD DOMINION	2/13/14		17	1-4	.250	1-2	.500	9-10	.900	1	0	1	1.4	4	0	1	0	0	12	7.6	
EAST CAROLINA	2/15/14		17	4-8	.500	3-5	.600	2-2	1.000	0	3	3	1.5	0	1	2	0	0	13	7.8	
at FIU	02/20/14		16	2-4	.500	0-1	.000	2-3	.667	1	0	1	1.5	1	1	1	0	0	6	7.7	
at Florida Atlantic	2/22/14		21	1-3	.333	0-0	.000	4-4	1.000	0	1	1	1.5	0	2	1	0	1	6	7.7	
at UTSA	2/27/14		17	1-3	.333	0-1	.000	3-4	.750	0	1	1	1.4	0	2	1	0	0	5	7.6	
UTEP	3/2/14		19	0-7	.000	0-1	.000	2-2	1.000	0	0	0	1.4	0	0	1	0	1	2	7.4	
TULSA	3/6/13	*	17	2-7	.286	1-3	.333	3-3	1.000	2	1	3	1.4	0	1	0	0	0	8	7.4	
Totals			8	531	60-168	.357	19-57	.333	75-93	.806	10	32	42	1.4	54	35	31	1	20	214	7.4

Games played: 29
 Minutes/game: 18.3
 Points/game: 7.4
 FG Pct: 35.7
 3FG Pct: 33.3
 FT Pct: 80.6

Rebounds/game: 1.4
 Assists/game: 1.2
 Turnovers/game: 1.1
 Assist/turnover ratio: 1.1
 Steals/game: 0.7
 Blocks/game: 0.0

↳ CAREER STATS

Season	gp-gs	min/avg	Total		3-Point		F-Throws		Rebounds				Scoring							
			fg-fga	pct	fg-fga	pct	ft-fta	pct	off	def	tot	avg	pf	fo	ast	to	blk	stl	pts	avg
2013-14	29-8	531/18.3	60-168	.357	19-57	.333	75-93	.806	10	32	42	1.4	54	0	35	31	1	20	214	7.4
TOTAL	29-8	531/18.3	60-168	.357	19-57	.333	75-93	.806	10	32	42	1.4	54	0	35	31	1	20	214	7.4

1

MAURICE ANIEFIOK

So. ▶ G/F ▶ 6-5 ▶ 212
Lagos, Nigeria ▶
(‘Ole Miss)



↳ **CAREER HIGHS**

Points: 21, Nicholls State -- 11/14/13
Rebounds: 10, Nicholls State -- 11/14/13
Assists: 3, at Florida Atlantic -- 2/22/14
Steals: 2, Southern Miss -- 1/9/14; at Texas A&M -- 12/31/13; East Carolina -- 2/15/13
Blocks: 2, UAB -- 1/23/14; at Texas A&M -- 12/31/13
FG made: 6, Nicholls State -- 11/14/13; at Texas A&M -- 12/31/13
FG attempts: 12, UTEP -- 3/2/14
3FG made: 4, at Texas A&M -- 12/31/13
3FG attempts: 8, UTEP -- 3/2/14
FT made: 6, Nicholls State -- 11/14/13
FT attempts: 7, Nicholls State -- 11/14/13

↳ **2013-14 STATS**

Opponent	Date	gs	min	Total		3-Pointers		Free throws		Rebounds				pf	a	t/o	blk	stl	pts	avg
				fg-fga	pct	3fg-fga	pct	ft-fta	pct	off	def	tot	avg							
NORTHWOOD	11/8/13		25	1-6	.167	1-5	.200	2-2	1.000	0	6	6	6.0	4	1	0	0	0	5	5.0
at Oklahoma	11/11/13		8	1-3	.333	1-2	.500	0-0	.000	0	1	1	3.5	2	0	1	0	0	3	4.0
NICHOLLS STATE	11/14/13		28	6-8	.750	3-3	1.000	6-7	.857	1	9	10	5.7	4	0	0	0	0	21	9.7
vs Columbia	11/21/13		5	0-1	.000	0-1	.000	0-0	.000	0	0	0	4.3	0	0	0	0	0	0	7.3
at Portland	11/23/13		24	4-7	.571	3-5	.600	0-0	.000	1	2	3	4.0	5	0	2	0	1	11	8.0
INCARNATE WORD	11/26/13		11	1-2	.500	1-1	1.000	0-0	.000	1	3	4	4.0	2	0	0	0	1	3	7.2
at BYU	12/03/13		11	4-7	.571	3-5	.600	0-0	.000	0	6	6	4.3	4	2	1	1	0	11	7.7
STEPHEN F. AUSTIN	12/15/13	*	20	1-2	.500	0-0	.000	0-0	.000	0	3	3	4.1	4	0	1	0	0	2	7.0
CENTRAL ARKANSAS	12/17/13		27	1-5	.200	1-5	.200	3-4	.750	1	8	9	4.7	3	0	0	0	0	6	6.9
WAYLAND BAPTIST	12/21/13		15	0-2	.000	0-1	.000	1-2	.500	0	1	1	4.3	3	1	1	0	0	1	6.3
at Texas A&M	12/31/13		32	6-9	.667	4-6	.667	0-0	.000	1	5	6	4.5	3	2	2	2	2	16	7.2
UC RIVERSIDE	1/4/14		27	5-10	.500	1-4	.250	2-4	.500	0	6	6	4.6	3	1	0	1	1	13	7.7
SOUTHERN MISS	1/9/14		29	4-8	.500	2-5	.400	2-2	1.000	1	0	1	4.3	3	0	2	1	2	12	8.0
TULANE	1/11/14	*	17	0-5	.000	0-3	.000	0-0	.000	0	5	5	4.4	4	0	0	0	0	0	7.4
at MARSHALL	01/16/13		20	0-1	.000	0-1	.000	0-0	.000	0	2	2	4.2	5	1	0	0	0	0	6.9
at Charlotte	01/18/14		16	3-6	.500	2-4	.500	0-0	.000	1	0	1	4.0	4	0	4	0	1	8	7.0
UAB	1/23/14		20	2-6	.333	2-4	.500	0-0	.000	0	4	4	4.0	0	2	0	2	0	6	6.9
MIDDLE TENNESSEE	1/25/14		22	3-5	.600	2-4	.500	2-2	1.000	0	2	2	3.9	4	0	1	0	0	10	7.1
at Rice	02/06/14		21	2-7	.286	2-5	.400	0-0	.000	1	2	3	3.8	4	0	2	0	0	6	7.1
at Louisiana Tech	2/8/14		19	3-6	.500	1-3	.333	0-0	.000	0	1	1	3.7	2	1	1	0	1	7	7.1
OLD DOMINION	2/13/14		24	2-9	.222	2-6	.333	4-4	1.000	1	3	4	3.7	4	0	1	0	1	10	7.2
EAST CAROLINA	2/15/14		26	0-5	.000	0-4	.000	0-0	.000	0	2	2	3.6	3	2	0	0	2	0	6.9
at FIU	02/20/14		3	0-0	.000	0-0	.000	0-0	.000	0	0	0	3.5	0	0	0	0	0	0	6.6
at Florida Atlantic	2/22/14		22	3-6	.500	2-3	.667	1-2	.500	1	1	2	3.4	3	3	1	0	0	9	6.7
at UTSA	2/27/14		20	2-8	.250	1-5	.200	2-2	1.000	0	2	2	3.4	3	1	1	0	0	7	6.7
UTEP	3/2/14		23	4-12	.333	2-8	.250	0-0	.000	1	6	7	3.5	4	0	0	0	1	10	6.8
TULSA	3/6/13		17	1-6	.167	1-5	.200	0-0	.000	1	2	3	3.5	5	0	1	0	0	3	6.7
Totals		2	532	59-152	.388	37-98	.378	25-31	.806	12	82	94	3.5	85	17	22	7	13	180	6.7

Games played: 27
Minutes/game: 19.7
Points/game: 6.7
FG Pct: 38.8
3FG Pct: 37.8
FT Pct: 80.6

Rebounds/game: 3.5
Assists/game: 0.6
Turnovers/game: 0.8
Assist/turnover ratio: 0.8
Steals/game: 0.5
Blocks/game: 0.3

↳ **CAREER STATS**

Season	gp-gs	min/avg	Total		3-Point		F-Throws		Rebounds				Scoring							
			fg-fga	pct	fg-fga	pct	ft-fta	pct	off	def	tot	avg	pf	fo	ast	to	blk	stl	pts	avg
2013-14	27-2	532/19.7	59-152	.388	37-98	.378	25-31	.806	12	82	94	3.5	85	3	17	22	7	13	180	6.7
TOTAL	27-2	532/19.7	59-152	.388	37-98	.378	25-31	.806	12	82	94	3.5	85	3	17	22	7	13	180	6.7

2

BRANDAN WALTON

Sr. ▶ G ▶ 6-2 ▶ 205
Compton, CA ▶
(Casper College)



↳ CAREER HIGHS

Points: 20, Tulsa -- 3/6/13
Rebounds: 8, Northwood -- 11/8/13
Assists: 4, at FIU -- 02/09/12
Steals: 4, Northwood -- 11/8/13
Blocks: 1, at South Alabama -- 01/05/12; at Rice -- 02/06/14
FG made: 6, UALR -- 2/23/12; Tulsa -- 3/6/13
FG attempts: 16, at UALR -- 02/23/12
3FG made: 5, at ULM -- 01/14/12; at Tulsa -- 02/01/14
3FG attempts: 10, at UALR -- 02/23/12
FT made: 6, at MARSHALL -- 01/16/13; Arkansas State -- 01/28/12
FT attempts: 8, at MARSHALL -- 01/16/13

↳ 2013-14 STATS

Opponent	Date	gs	min	Total		3-Pointers		Free throws		Rebounds				pf	a	t/o	blk	stl	pts	avg	
				fg-fga	pct	3fg-fga	pct	ft-fa	pct	off	def	tot	avg								
NORTHWOOD	11/8/13		22	4-12	.333	1-5	.200	4-6	.667	4	4	8	8.0	2	0	3	0	4	13	13.0	
at Oklahoma	11/11/13	*	29	3-9	.333	1-6	.167	1-2	.500	1	3	4	6.0	3	3	1	0	1	8	10.5	
NICHOLLS STATE	11/14/13	*	27	2-8	.250	0-3	.000	4-4	1.000	0	2	2	4.7	3	1	2	0	0	8	9.7	
vs Columbia	11/21/13	*	20	1-6	.167	0-3	.000	0-0	.000	2	4	6	5.0	2	0	1	0	2	2	7.8	
vs Idaho	11/22/13		18	0-2	.000	0-1	.000	0-2	.000	0	1	1	4.2	4	0	0	0	0	0	6.2	
at Portland	11/23/13	*	20	1-4	.250	1-4	.250	0-0	.000	0	0	0	3.5	4	0	1	0	1	3	5.7	
INCARNATE WORD	11/26/13	*	22	5-9	.556	4-5	.800	2-2	1.000	1	0	1	3.1	4	2	2	0	2	16	7.1	
SOUTHEASTERN LA.	11/30/13		14	1-4	.250	1-3	.333	0-0	.000	1	1	2	3.0	3	1	0	0	0	3	6.6	
at BYU	12/03/13		20	1-7	.143	1-5	.200	0-0	.000	0	4	4	3.1	3	0	0	0	0	3	6.2	
STEPHEN F. AUSTIN	12/15/13		20	2-4	.500	0-2	.000	3-6	.500	0	0	0	2.8	1	0	1	0	2	7	6.3	
CENTRAL ARKANSAS	12/17/13	*	10	1-1	1.000	1-1	1.000	0-0	.000	0	0	0	2.5	5	1	1	0	0	3	6.0	
WAYLAND BAPTIST	12/21/13	*	27	0-4	.000	0-4	.000	1-4	.250	1	2	3	2.6	0	1	1	0	1	1	5.6	
at Texas A&M	12/31/13		13	1-5	.200	0-1	.000	0-0	.000	0	1	1	2.5	2	2	0	0	0	2	5.3	
UC RIVERSIDE	1/4/14		20	5-8	.625	4-6	.667	0-0	.000	0	2	2	2.4	1	2	4	0	0	14	5.9	
SOUTHERN MISS	1/9/14		16	0-6	.000	0-3	.000	1-3	.333	1	1	2	2.4	1	0	0	0	1	1	5.6	
TULANE	1/11/14		16	1-4	.250	1-3	.333	0-0	.000	1	1	2	2.4	2	0	0	0	0	3	5.4	
at MARSHALL	01/16/13		15	1-4	.250	1-3	.333	6-8	.750	1	1	2	2.4	1	0	0	0	1	9	5.6	
at Charlotte	01/18/14		17	4-5	.800	1-1	1.000	4-5	.800	0	0	0	2.2	0	0	1	0	1	13	6.1	
MIDDLE TENNESSEE	1/25/14		7	0-0	.000	0-0	.000	0-0	.000	1	1	2	2.2	0	0	3	0	0	0	5.7	
at Tulsa	02/01/14		16	5-8	.625	5-8	.625	0-0	.000	0	0	0	2.1	2	0	1	0	1	15	6.2	
at Rice	02/06/14		21	3-8	.375	2-6	.333	0-0	.000	2	3	5	2.2	3	3	1	1	0	8	6.3	
at Louisiana Tech	2/8/14		16	3-7	.429	3-6	.500	0-0	.000	0	0	0	2.1	2	0	1	0	1	9	6.4	
OLD DOMINION	2/13/14		5	0-2	.000	0-1	.000	0-0	.000	0	1	1	2.1	2	0	0	0	0	0	6.1	
EAST CAROLINA	2/15/14		13	1-3	.333	1-3	.333	2-2	1.000	0	2	2	2.1	2	0	1	0	0	5	6.1	
at FIU	02/20/14		6	0-2	.000	0-1	.000	0-0	.000	1	1	2	2.1	1	1	0	0	0	0	5.8	
at Florida Atlantic	2/22/14		14	3-6	.500	2-5	.400	2-2	1.000	0	0	0	2.0	0	0	1	0	2	10	6.0	
at UTSA	2/27/14		16	4-7	.571	1-4	.250	4-6	.667	3	4	7	2.2	1	0	1	0	1	13	6.3	
UTEP	3/2/14		10	0-2	.000	0-1	.000	0-0	.000	0	0	0	2.1	5	0	0	0	1	0	6.0	
TULSA	3/6/13	*	30	6-11	.545	4-7	.571	4-7	.571	0	1	1	2.1	4	0	0	0	1	20	6.5	
Totals			8	500	58-158	.367	35-101	.347	38-59	.644	20	40	60	2.1	63	17	27	1	23	189	6.5

Games played: 29
Minutes/game: 17.2
Points/game: 6.5
FG Pct: 36.7
3FG Pct: 34.7
FT Pct: 64.4

Rebounds/game: 2.1
Assists/game: 0.6
Turnovers/game: 0.9
Assist/turnover ratio: 0.6
Steals/game: 0.8
Blocks/game: 0.0

↳ CAREER STATS

Season	gp-gs	min/avg	Total		3-Point		F-Throws		Rebounds				Scoring							
			fg-fga	pct	fg-fga	pct	ft-fa	pct	off	def	tot	avg	pf	fo	ast	to	blk	stl	pts	avg
2011-12	32-17	792/24.8	92-237	.388	54-147	.367	42-63	.667	29	53	82	2.6	67	1	35	38	1	25	280	8.8
2012-13	1-0	1/1.0	0-0	.000	0-0	.000	0-0	.000	0	0	0	0.0	0	0	0	0	0	0	0	0.0
2013-14	29-8	500/17.2	58-158	.367	35-101	.347	38-59	.644	20	40	60	2.1	63	2	17	27	1	23	189	6.5
TOTAL	62-25	1293/20.9	150-395	.380	89-248	.359	80-122	.656	49	93	142	2.3	130	3	52	65	2	48	469	7.6

3

ALZEE WILLIAMS

Sr. ▶ G ▶ 6-4 ▶ 182
 Dallas, TX ▶
 (Mississippi Elite Christian)



↳ CAREER HIGHS

Points: 30, Middle Tennessee -- 02/02/12
 Rebounds: 8, Lehigh -- 12/20/12; Wayland Baptist -- 12/21/13
 Assists: 5, Arkansas State -- 01/28/12; at Middle Tennessee -- 12/31/12
 Steals: 3, at Tulsa -- 02/01/14
 Blocks: 1, -- (8 Times); UC Riverside -- 1/4/14
 FG made: 10, Middle Tennessee -- 02/02/12
 FG attempts: 19, Middle Tennessee -- 02/02/12
 3FG made: 2, at UALR -- 01/10/13; at ULM -- 02/27/10; at Oklahoma -- 11/11/13
 3FG attempts: 4, at Loyola Marymount -- 12/04/11
 FT made: 12, Nicholls State -- 11/14/13
 FT attempts: 15, Southeastern La. -- 11/30/13

↳ 2013-14 STATS

Opponent	Date	gs	min	Total		3-Pointers		Free throws		Rebounds				Other				pts	avg		
				fg-fga	pct	3fg-fga	pct	ft-fa	pct	off	def	tot	avg	pf	a	t/o	blk			stl	
NORTHWOOD	11/8/13	*	30	9-15	.600	0-0	.000	4-5	.800	3	0	3	3.0	3	0	0	0	0	22	22.0	
at Oklahoma	11/11/13	*	30	8-12	.667	2-2	1.000	6-9	.667	2	4	6	4.5	2	1	1	0	0	24	23.0	
NICHOLLS STATE	11/14/13	*	35	2-7	.286	0-0	.000	12-14	.857	0	3	3	4.0	1	4	3	0	0	16	20.7	
vs Columbia	11/21/13	*	31	4-9	.444	0-1	.000	4-4	1.000	2	1	3	3.8	1	2	0	0	1	12	18.5	
vs Idaho	11/22/13	*	31	5-13	.385	0-0	.000	4-4	1.000	4	1	5	4.0	3	3	1	0	1	14	17.6	
at Portland	11/23/13	*	48	4-11	.364	0-0	.000	2-5	.400	0	3	3	3.8	0	0	3	0	2	10	16.3	
INCARNATE WORD	11/26/13	*	29	6-11	.545	0-2	.000	2-4	.500	0	3	3	3.7	0	1	0	0	0	14	16.0	
SOUTHEASTERN LA.	11/30/13	*	34	4-9	.444	0-0	.000	10-15	.667	1	2	3	3.6	1	1	3	0	0	18	16.3	
at BYU	12/03/13	*	30	3-7	.429	0-0	.000	0-3	.000	1	2	3	3.6	1	0	1	0	1	6	15.1	
STEPHEN F. AUSTIN	12/15/13	*	34	1-9	.111	0-0	.000	6-8	.750	2	3	5	3.7	0	0	3	0	1	8	14.4	
CENTRAL ARKANSAS	12/17/13	*	34	3-10	.300	0-1	.000	4-4	1.000	0	2	2	3.5	1	2	1	0	2	10	14.0	
WAYLAND BAPTIST	12/21/13	*	24	8-15	.533	0-0	.000	8-9	.889	3	5	8	3.9	2	0	1	0	1	24	14.8	
at Texas A&M	12/31/13	*	25	5-6	.833	0-0	.000	4-4	1.000	0	1	1	3.7	1	2	1	0	2	14	14.8	
UC RIVERSIDE	1/4/14	*	29	1-3	.333	0-0	.000	7-8	.875	0	2	2	3.6	2	0	0	1	0	9	14.4	
SOUTHERN MISS	1/9/14	*	22	3-4	.750	0-0	.000	1-5	.200	1	0	1	3.4	1	1	0	0	1	7	13.9	
TULANE	1/11/14	*	24	0-7	.000	0-0	.000	0-0	.000	3	0	3	3.4	0	0	0	0	0	0	13.0	
at MARSHALL	01/16/13	*	23	3-5	.600	0-0	.000	4-4	1.000	0	1	1	3.2	1	2	0	0	0	10	12.8	
at Charlotte	01/18/14		18	2-3	.667	0-0	.000	0-0	.000	0	0	0	3.1	0	0	0	0	0	4	12.3	
UAB	1/23/14		30	8-12	.667	0-1	.000	2-2	1.000	1	1	2	3.0	1	3	0	0	1	18	12.6	
MIDDLE TENNESSEE	1/25/14		17	1-2	.500	0-0	.000	0-0	.000	0	0	0	2.9	0	1	3	0	1	2	12.1	
at Tulsa	02/01/14		22	0-7	.000	0-0	.000	1-2	.500	1	0	1	2.8	2	3	1	0	3	1	11.6	
at Rice	02/06/14	*	30	9-16	.563	0-1	.000	0-0	.000	1	0	1	2.7	1	1	1	0	1	18	11.9	
at Louisiana Tech	2/8/14	*	29	4-11	.364	0-0	.000	3-3	1.000	1	0	1	2.6	0	1	2	0	1	11	11.8	
OLD DOMINION	2/13/14	*	30	3-8	.375	0-0	.000	7-9	.778	1	0	1	2.5	3	4	0	0	0	13	11.9	
EAST CAROLINA	2/15/14	*	23	1-7	.143	0-0	.000	0-0	.000	1	1	2	2.5	0	1	1	0	0	2	11.5	
at FIU	02/20/14	*	26	7-11	.636	0-0	.000	0-0	.000	1	1	2	2.5	0	2	1	0	0	14	11.6	
at Florida Atlantic	2/22/14	*	24	1-2	.500	0-0	.000	0-1	.000	0	1	1	2.4	1	1	1	0	1	2	11.2	
at UTSA	2/27/14	*	25	2-6	.333	0-0	.000	3-3	1.000	0	0	0	2.4	0	2	0	0	1	7	11.1	
UTEP	3/2/14	*	23	5-8	.625	0-0	.000	5-8	.625	2	0	2	2.3	2	0	1	0	1	15	11.2	
TULSA	3/6/13	*	34	8-12	.667	0-0	.000	4-4	1.000	1	0	1	2.3	0	2	2	0	0	20	11.5	
Totals			26	844	120-258	.465	2-8	.250	103-137	.752	32	37	69	2.3	30	40	31	1	22	345	11.5

Games played: 30
 Minutes/game: 28.1
 Points/game: 11.5
 FG Pct: 46.5
 3FG Pct: 25.0
 FT Pct: 75.2

Rebounds/game: 2.3
 Assists/game: 1.3
 Turnovers/game: 1.0
 Assist/turnover ratio: 1.3
 Steals/game: 0.7
 Blocks/game: 0.0

↳ CAREER STATS

Season	gp-gs	min/avg	Total		3-Point		F-Throws		Rebounds				Scoring							
			fg-fga	pct	fg-fga	pct	ft-fa	pct	off	def	tot	avg	pf	fo	ast	to	blk	stl	pts	avg
2009-10	32-0	244/7.6	21-64	.328	5-31	.161	14-22	.636	3	20	23	0.7	19	0	5	18	3	7	61	1.9
2011-12	32-30	1018/31.8	126-267	.472	5-21	.238	78-99	.788	36	73	109	3.4	36	0	54	41	2	17	335	10.5
2012-13	28-22	967/34.5	110-258	.426	5-17	.294	87-119	.731	39	55	94	3.4	29	0	40	35	3	13	312	11.1
2013-14	30-26	844/28.1	120-258	.465	2-8	.250	103-137	.752	32	37	69	2.3	30	0	40	31	1	22	345	11.5
TOTAL	122-78	3073/25.2	377-847	.445	17-77	.221	282-377	.748	110	185	295	2.4	114	0	139	125	9	59	1053	8.6

4

ARMANI FLANNIGAN

Jr. ▶ F ▶ 6-8 ▶ 200
Rockford, IL ▶
(Central Wyoming)



↳ CAREER HIGHS

Points: 7, Incarnate Word -- 11/26/13
Rebounds: 7, at FIU -- 02/20/14
Assists: 1, 4 times
Steals: 1, 7 times
Blocks: 3, at FIU -- 02/20/14; vs Columbia -- 11/21/13
FG made: 3, at BYU -- 12/03/13
FG attempts: 5, at FIU -- 02/20/14
3FG attempts: 1, at UTSA -- 2/27/14
FT made: 3, Incarnate Word -- 11/26/13
FT attempts: 7, Northwood -- 11/8/13

↳ 2013-14 STATS

Opponent	Date	gs	min	Total		3-Pointers		Free throws		Rebounds				pf	a	t/o	blk	stl	pts	avg	
				fg-fga	pct	3fg-fga	pct	ft-fta	pct	off	def	tot	avg								
NORTHWOOD	11/8/13	*	16	1-1	1.000	0-0	.000	1-7	.143	1	5	6	6.0	3	0	1	2	1	3	3.0	
at Oklahoma	11/11/13		7	1-2	.500	0-0	.000	0-0	.000	0	0	0	3.0	1	0	1	1	0	2	2.5	
NICHOLLS STATE	11/14/13	*	12	0-1	.000	0-0	.000	1-2	.500	2	1	3	3.0	0	0	2	1	0	1	2.0	
vs Columbia	11/21/13		17	2-2	1.000	0-0	.000	0-0	.000	0	2	2	2.8	4	0	1	3	1	4	2.5	
vs Idaho	11/22/13		18	2-3	.667	0-0	.000	0-2	.000	0	0	0	2.2	3	0	1	2	0	4	2.8	
at Portland	11/23/13		4	0-1	.000	0-0	.000	0-0	.000	0	0	0	1.8	0	1	0	0	0	0	2.3	
INCARNATE WORD	11/26/13		20	2-2	1.000	0-0	.000	3-4	.750	4	2	6	2.4	1	0	1	1	1	7	3.0	
SOUTHEASTERN LA.	11/30/13		13	1-3	.333	0-0	.000	0-4	.000	1	3	4	2.6	0	0	1	1	0	2	2.9	
at BYU	12/03/13		5	3-3	1.000	0-0	.000	0-0	.000	0	1	1	2.4	0	0	0	1	1	6	3.2	
STEPHEN F. AUSTIN	12/15/13		12	2-3	.667	0-0	.000	1-3	.333	4	1	5	2.7	2	1	0	1	0	5	3.4	
CENTRAL ARKANSAS	12/17/13		13	1-3	.333	0-0	.000	1-2	.500	2	1	3	2.7	1	1	1	2	0	3	3.4	
WAYLAND BAPTIST	12/21/13		5	1-2	.500	0-0	.000	1-1	1.000	0	0	0	2.5	1	0	0	0	0	3	3.3	
at Texas A&M	12/31/13	*	9	2-3	.667	0-0	.000	0-2	.000	1	3	4	2.6	0	0	2	0	1	4	3.4	
UC RIVERSIDE	1/4/14	*	8	1-2	.500	0-0	.000	1-2	.500	1	1	2	2.6	3	0	1	1	0	3	3.4	
TULANE	1/11/14		5	1-1	1.000	0-0	.000	0-0	.000	0	1	1	2.5	2	0	1	0	0	2	3.3	
at MARSHALL	01/16/13		6	0-0	.000	0-0	.000	0-2	.000	0	2	2	2.4	1	0	0	0	0	0	3.1	
at Charlotte	01/18/14		1	0-0	.000	0-0	.000	0-0	.000	0	0	0	2.3	0	0	0	0	0	0	2.9	
UAB	1/23/14		13	2-3	.667	0-0	.000	1-2	.500	1	3	4	2.4	2	0	1	1	1	5	3.0	
MIDDLE TENNESSEE	1/25/14	*	14	2-2	1.000	0-0	.000	0-1	.000	0	1	1	2.3	1	0	1	2	0	4	3.1	
at Tulsa	02/01/14		14	0-1	.000	0-0	.000	0-0	.000	1	0	1	2.3	1	1	0	2	0	0	2.9	
at Rice	02/06/14		3	0-2	.000	0-0	.000	0-0	.000	1	2	3	2.3	0	0	0	0	0	0	2.8	
at Louisiana Tech	2/8/14		10	0-0	.000	0-0	.000	0-0	.000	0	0	0	2.2	0	0	0	1	0	0	2.6	
OLD DOMINION	2/13/14		6	0-2	.000	0-0	.000	0-0	.000	0	0	0	2.1	0	0	0	1	1	0	2.5	
EAST CAROLINA	2/15/14		1	0-0	.000	0-0	.000	0-0	.000	0	0	0	2.0	0	0	0	0	0	0	2.4	
at FIU	02/20/14	*	31	2-5	.400	0-0	.000	0-0	.000	1	6	7	2.2	3	0	2	3	0	4	2.5	
at Florida Atlantic	2/22/14	*	9	1-2	.500	0-0	.000	0-0	.000	0	2	2	2.2	0	0	0	1	0	2	2.5	
at UTSA	2/27/14	*	16	1-2	.500	0-1	.000	1-4	.250	3	2	5	2.3	0	0	0	2	0	3	2.5	
UTEP	3/2/14	*	9	0-2	.000	0-0	.000	0-2	.000	0	0	0	2.2	2	0	0	0	0	0	2.4	
TULSA	3/6/13		0	0-0	.000	0-0	.000	0-0	.000	0	0	0	2.1	0	0	0	0	0	0	2.3	
Totals			9	297	28-53	.528	0-1	.000	11-40	.275	23	39	62	2.1	31	4	17	29	7	67	2.3

Games played: 29
Minutes/game: 10.2
Points/game: 2.3
FG Pct: 52.8
3FG Pct: 0.0
FT Pct: 27.5

Rebounds/game: 2.1
Assists/game: 0.1
Turnovers/game: 0.6
Assist/turnover ratio: 0.2
Steals/game: 0.2
Blocks/game: 1.0

↳ CAREER STATS

Season	gp-gs	min/avg	Total		3-Point		F-Throws		Rebounds				Scoring							
			fg-fga	pct	fg-fga	pct	ft-fta	pct	off	def	tot	avg	pf	fo	ast	to	blk	stl	pts	avg
2013-14	29-9	297/10.2	28-53	.528	0-1	.000	11-40	.275	23	39	62	2.1	31	0	4	17	29	7	67	2.3
TOTAL	29-9	297/10.2	28-53	.528	0-1	.000	11-40	.275	23	39	62	2.1	31	0	4	17	29	7	67	2.3

5

CHRIS JONES

Jr. ▶ G ▶ 6-2 ▶ 203
Garland, TX ▶
(Lakeview Centennial HS)



↳ CAREER HIGHS

Points: 31, at Texas Tech -- 11/16/11
Rebounds: 12, St. Gregory's -- 11/11/11
Assists: 10, Troy -- 12/31/11
Steals: 6, UTA -- 11/28/12
Blocks: 1, -- (4 Times)
FG made: 9, at Texas Tech -- 11/16/11
FG attempts: 21, at Texas Tech -- 11/16/11
3FG made: 5, Jackson State -- 12/18/11
3FG attempts: 6, at UTA -- 11/22/11; at Mississippi St -- 11/27/11
FT made: 12, at Texas Tech -- 11/16/11
FT attempts: 13, at Texas Tech -- 11/16/11; ULL -- 12/1/12

↳ 2013-14 STATS

Opponent	Date	qs	min	Total		3-Pointers		Free throws		Rebounds				pf	a	t/o	blk	stl	pts	avg	
				fg-fga	pct	3fg-fga	pct	ft-fta	pct	off	def	tot	avg								
NORTHWOOD	11/8/13	*	28	5-10	.500	0-1	.000	3-4	.750	2	4	6	6.0	3	4	5	0	1	13	13.0	
at Oklahoma	11/11/13		31	7-14	.500	2-2	1.000	0-1	.000	2	3	5	5.5	5	3	2	0	1	16	14.5	
NICHOLLS STATE	11/14/13		13	0-2	.000	0-0	.000	5-6	.833	0	2	2	4.3	1	2	2	0	2	5	11.3	
vs Columbia	11/21/13	*	31	3-12	.250	0-3	.000	2-3	.667	3	3	6	4.8	0	4	1	0	4	8	10.5	
vs Idaho	11/22/13	*	20	3-7	.429	0-1	.000	0-0	.000	0	0	0	3.8	0	1	1	0	0	6	9.6	
at Portland	11/23/13	*	42	5-10	.500	1-1	1.000	1-3	.333	1	9	10	4.8	4	6	3	0	2	12	10.0	
INCARNATE WORD	11/26/13	*	22	1-4	.250	0-1	.000	2-2	1.000	1	7	8	5.3	3	7	3	0	1	4	9.1	
SOUTHEASTERN LA.	11/30/13	*	28	4-8	.500	1-1	1.000	5-5	1.000	1	1	2	4.9	3	3	0	0	1	14	9.8	
at BYU	12/03/13	*	21	3-12	.250	0-0	.000	3-5	.600	0	2	2	4.6	3	6	3	0	0	9	9.7	
STEPHEN F. AUSTIN	12/15/13	*	4	0-0	.000	0-0	.000	0-0	.000	0	2	2	4.3	1	0	2	0	0	0	8.7	
WAYLAND BAPTIST	12/21/13		30	5-10	.500	0-1	.000	3-4	.750	1	5	6	4.5	2	5	2	0	2	13	9.1	
at Texas A&M	12/31/13	*	30	0-3	.000	0-0	.000	1-4	.250	0	1	1	4.2	3	4	4	0	2	1	8.4	
UC RIVERSIDE	1/4/14	*	24	2-4	.500	0-0	.000	5-6	.833	0	1	1	3.9	2	4	0	0	0	9	8.5	
SOUTHERN MISS	1/9/14	*	30	1-6	.167	0-0	.000	3-4	.750	1	5	6	4.1	2	3	3	0	3	5	8.2	
TULANE	1/11/14	*	15	2-4	.500	0-0	.000	1-2	.500	0	0	0	3.8	1	0	3	0	0	5	8.0	
at MARSHALL	01/16/13	*	28	4-9	.444	0-1	.000	1-4	.250	0	3	3	3.8	3	8	4	0	4	9	8.1	
at Charlotte	01/18/14	*	29	4-9	.444	1-1	1.000	0-1	.000	0	6	6	3.9	1	5	4	0	2	9	8.1	
UAB	1/23/14	*	26	1-5	.200	0-0	.000	1-2	.500	0	6	6	4.0	2	7	2	0	1	3	7.8	
MIDDLE TENNESSEE	1/25/14	*	30	3-7	.429	0-1	.000	3-4	.750	0	2	2	3.9	1	3	1	0	4	9	7.9	
at Tulsa	02/01/14	*	28	4-6	.667	0-1	.000	3-5	.600	2	1	3	3.9	0	6	5	0	0	11	8.1	
at Rice	02/06/14	*	29	4-9	.444	0-0	.000	4-5	.800	2	2	4	3.9	4	6	4	0	2	12	8.2	
at Louisiana Tech	2/8/14	*	26	4-7	.571	0-1	.000	0-2	.000	0	4	4	3.9	5	7	2	0	0	8	8.2	
OLD DOMINION	2/13/14	*	28	5-9	.556	0-0	.000	3-4	.750	0	2	2	3.8	3	1	0	0	5	13	8.4	
EAST CAROLINA	2/15/14	*	26	4-6	.667	0-1	.000	1-2	.500	1	5	6	3.9	2	4	1	0	4	9	8.5	
at FIU	02/20/14	*	32	5-8	.625	0-0	.000	0-3	.000	1	4	5	3.9	3	7	4	0	3	10	8.5	
at Florida Atlantic	2/22/14	*	29	3-7	.429	0-1	.000	3-4	.750	1	2	3	3.9	1	4	0	0	1	9	8.5	
at UTSA	2/27/14	*	22	2-6	.333	0-0	.000	0-1	.000	0	3	3	3.9	2	6	1	0	2	4	8.4	
UTEP	3/2/14	*	21	2-6	.333	0-0	.000	0-0	.000	0	3	3	3.8	1	2	0	0	1	4	8.2	
TULSA	3/6/13		7	0-4	.000	0-0	.000	0-0	.000	0	2	2	3.8	1	2	0	0	0	0	7.9	
Totals			25	730	86-204	.422	5-18	.278	53-86	.616	19	90	109	3.8	62	120	62	0	48	230	7.9

Games played: 29
Minutes/game: 25.2
Points/game: 7.9
FG Pct: 42.2
3FG Pct: 27.8
FT Pct: 61.6

Rebounds/game: 3.8
Assists/game: 4.1
Turnovers/game: 2.1
Assist/turnover ratio: 1.9
Steals/game: 1.7

↳ CAREER STATS

Season	gp-gs	min/avg	Total		3-Point		F-Throws		Rebounds				Scoring							
			fg-fga	pct	fg-fga	pct	ft-fta	pct	off	def	tot	avg	pf	fo	ast	to	blk	stl	pts	avg
2011-12	19-19	558/29.4	97-222	.437	18-64	.281	55-71	.775	11	78	89	4.7	40	0	81	70	4	45	267	14.1
2012-13	16-14	437/27.3	54-140	.386	3-18	.167	36-55	.655	13	45	58	3.6	44	1	74	46	0	34	147	9.2
2013-14	29-25	730/25.2	86-204	.422	5-18	.278	53-86	.616	19	90	109	3.8	62	2	120	62	0	48	230	7.9
TOTAL	64-58	1725/27.0	237-566	.419	26-100	.260	144-212	.679	43	213	256	4.0	146	3	275	178	4	127	644	10.1

10

AUSTIN MITCHELL

So. ▶ G ▶ 6-1 ▶ 180
 Plano, TX ▶
 (Plano HS)



↳ CAREER HIGHS

Rebounds: 1, -- (4 Times)
 Steals: 1, Lamar -- 11/13/12
 FG attempts: 1, at Creighton -- 11/09/12

↳ EXPECTED TO REDSHIRT THE 2013-14 SEASON

↳ CAREER STATS

Season	gp-gs	min/avg	Total		3-Point		F-Throws		Rebounds				Scoring							
			fg-fga	pct	fg-fga	pct	ft-fta	pct	off	def	tot	avg	pf	fo	ast	to	blk	stl	pts	avg
2012-13	19-0	18/0.9	0-1	.000	0-0	.000	0-0	.000	1	2	3	0.2	0	0	0	2	0	1	0	0.0
TOTAL	19-0	18/0.9	0-1	.000	0-0	.000	0-0	.000	1	2	3	0.2	0	0	0	2	0	1	0	0.0

21

T.J. TAYLOR

Jr. ▶ G ▶ 6-3 ▶ 215
Denison, TX ▶
(Marquette)



↳ CAREER HIGHS

Points: 24, vs Idaho -- 11/22/13
Rebounds: 8, Tulsa -- 3/6/13
Assists: 4, Tulane -- 1/11/14; Middle Tennessee -- 1/25/14; at Texas A&M --
Steals: 2, 4 times
Blocks: 1, 6 times
FG made: 9, vs Idaho -- 11/22/13
FG attempts: 14, at Portland -- 11/23/13
3FG made: 3, UAB -- 1/23/14; vs Idaho -- 11/22/13; at Portland -- 11/23/13
3FG attempts: 5, UAB -- 1/23/14
FT made: 9, Tulane -- 1/11/14
FT attempts: 12, Tulane -- 1/11/14

↳ 2013-14 STATS

Opponent	Date	gs	min	Total		3-Pointers		Free throws		Rebounds				pf	a	t/o	blk	stl	pts	avg
				fg-fga	pct	3fg-fga	pct	ft-fta	pct	off	def	tot	avg							
NICHOLLS STATE	11/14/13	7	1-1	1.000	0-0	.000	0-0	.000	1	0	1	1.0	1	0	1	0	0	2	2.0	
vs Columbia	11/21/13	3	0-0	.000	0-0	.000	0-0	.000	0	0	0	0.5	1	0	1	0	0	0	1.0	
vs Idaho	11/22/13	24	9-11	.818	3-4	.750	3-4	.750	5	2	7	2.7	1	2	0	0	2	24	8.7	
at Portland	11/23/13	35	6-14	.429	3-4	.750	6-9	.667	1	2	3	2.8	1	2	1	1	0	21	11.8	
INCARNATE WORD	11/26/13	20	0-6	.000	0-1	.000	1-4	.250	1	2	3	2.8	2	2	3	0	1	1	9.6	
SOUTHEASTERN LA.	11/30/13	24	2-4	.500	0-2	.000	0-0	.000	2	1	3	2.8	1	0	0	1	0	4	8.7	
at BYU	12/03/13	19	4-8	.500	1-3	.333	0-2	.000	1	0	1	2.6	2	2	1	0	2	9	8.7	
STEPHEN F. AUSTIN	12/15/13	24	2-5	.400	0-1	.000	0-1	.000	0	1	1	2.4	4	0	4	0	1	4	8.1	
CENTRAL ARKANSAS	12/17/13	29	4-8	.500	1-3	.333	1-3	.333	0	2	2	2.3	3	2	2	0	0	10	8.3	
WAYLAND BAPTIST	12/21/13	15	3-5	.600	0-1	.000	1-2	.500	0	1	1	2.2	1	0	0	0	0	7	8.2	
at Texas A&M	12/31/13	21	4-7	.571	0-2	.000	0-0	.000	1	4	5	2.5	1	4	2	0	2	8	8.2	
UC RIVERSIDE	1/4/14	16	3-5	.600	2-3	.667	0-0	.000	0	2	2	2.4	0	2	1	1	0	8	8.2	
SOUTHERN MISS	1/9/14	21	3-8	.375	1-4	.250	1-2	.500	2	2	4	2.5	3	3	5	0	1	8	8.2	
TULANE	1/11/14	27	5-10	.500	0-1	.000	9-12	.750	3	3	6	2.8	2	4	1	0	2	19	8.9	
at MARSHALL	01/16/13	17	3-5	.600	0-1	.000	0-0	.000	1	5	6	3.0	2	1	5	0	1	6	8.7	
at Charlotte	01/18/14	22	2-5	.400	0-2	.000	6-6	1.000	0	6	6	3.2	2	2	2	1	1	10	8.8	
UAB	1/23/14 *	26	5-10	.500	3-5	.600	0-1	.000	0	3	3	3.2	2	1	3	1	1	13	9.1	
MIDDLE TENNESSEE	1/25/14 *	28	2-11	.182	0-2	.000	0-0	.000	0	3	3	3.2	2	4	2	0	0	4	8.8	
at Tulsa	02/01/14	18	2-8	.250	0-3	.000	0-0	.000	2	1	3	3.2	1	1	2	0	1	4	8.5	
at Rice	02/06/14	10	1-3	.333	0-1	.000	0-0	.000	1	0	1	3.1	3	1	0	0	1	2	8.2	
at Louisiana Tech	2/8/14	16	1-4	.250	0-1	.000	2-2	1.000	0	1	1	3.0	4	1	0	0	0	4	8.0	
OLD DOMINION	2/13/14	22	1-4	.250	0-2	.000	2-2	1.000	0	4	4	3.0	1	0	1	0	1	4	7.8	
EAST CAROLINA	2/15/14	14	2-3	.667	1-1	1.000	1-2	.500	1	0	1	2.9	0	3	2	0	0	6	7.7	
at FIU	02/20/14	12	1-2	.500	1-1	1.000	0-0	.000	0	0	0	2.8	1	0	0	0	0	3	7.5	
at Florida Atlantic	2/22/14	14	1-2	.500	0-1	.000	1-4	.250	2	1	3	2.8	1	1	0	0	0	3	7.4	
at UTSA	2/27/14	21	4-6	.667	1-2	.500	1-3	.333	0	2	2	2.8	2	0	0	0	0	10	7.5	
UTEP	3/2/14	21	2-5	.400	0-3	.000	1-3	.333	0	3	3	2.8	1	0	1	0	2	5	7.4	
TULSA	3/6/13	23	2-7	.286	0-2	.000	2-2	1.000	2	6	8	3.0	3	0	2	1	0	6	7.3	
Totals		2	549	75-167	.449	17-56	.304	38-64	.594	26	57	83	3.0	48	38	42	6	19	205	7.3

Games played: 28
Minutes/game: 19.6
Points/game: 7.3
FG Pct: 44.9
3FG Pct: 30.4
FT Pct: 59.4

Rebounds/game: 3.0
Assists/game: 1.4
Turnovers/game: 1.5
Assist/turnover ratio: 0.9
Steals/game: 0.7
Blocks/game: 0.2

↳ CAREER STATS

Season	gp-gs	min/avg	Total		3-Point		F-Throws		Rebounds				Scoring							
			fg-fga	pct	fg-fga	pct	ft-fta	pct	off	def	tot	avg	pf	fo	ast	to	blk	stl	pts	avg
2013-14	28-2	549/19.6	75-167	.449	17-56	.304	38-64	.594	26	57	83	3.0	48	0	38	42	6	19	205	7.3
TOTAL	28-2	549/19.6	75-167	.449	17-56	.304	38-64	.594	26	57	83	3.0	48	0	38	42	6	19	205	7.3

22

**GREG
WESLEY**

Fr. ▶ F ▶ 6-7 ▶ 190
Arlington, TX ▶
(Seguin HS)



↳ **CAREER HIGHS**

↳ **2013-14 STATS**

↳ **CAREER STATS**

23

JORDAN WILLIAMS

Jr. ▶ G ▶ 6-6 ▶ 202
Dallas ▶
(Kimball HS)



↳ CAREER HIGHS

Points: 31, at ULL -- 01/31/13
Rebounds: 11, UTEP -- 3/2/14
Assists: 5, La Sierra -- 12/2/11
Steals: 4, at Mississippi St -- 11/27/11
Blocks: 3, ULM -- 1/5/13; Cameron -- 11/16/12
FG made: 12, at ULL -- 01/31/13
FG attempts: 19, Western Kentucky -- 02/7/13
3FG made: 7, at Troy -- 02/16/13
3FG attempts: 9, at Troy -- 02/16/13
FT made: 10, at MARSHALL -- 01/16/13
FT attempts: 12, at MARSHALL -- 01/16/13

↳ 2013-14 STATS

Opponent	Date	gs	min	Total		3-Pointers		Free throws		Rebounds				Scoring							
				fg-fga	pct	3fg-fga	pct	ft-fga	pct	off	def	tot	avg	pf	a	t/o	blk	stl	pts	avg	
NORTHWOOD	11/8/13	*	35	4-12	.333	0-3	.000	1-1	1.000	4	6	10	10.0	1	1	3	0	1	9	9.0	
at Oklahoma	11/11/13		28	4-11	.364	2-5	.400	3-3	1.000	0	3	3	6.5	1	1	2	0	1	13	11.0	
NICHOLLS STATE	11/14/13		24	4-10	.400	3-4	.750	3-3	1.000	1	5	6	6.3	3	0	1	0	0	14	12.0	
vs Columbia	11/21/13		29	4-9	.444	1-2	.500	2-4	.500	2	3	5	6.0	2	0	1	0	2	11	11.8	
vs Idaho	11/22/13		30	3-10	.300	0-4	.000	3-6	.500	2	6	8	6.4	2	0	1	2	1	9	11.2	
at Portland	11/23/13		21	4-9	.444	0-2	.000	0-0	.000	0	5	5	6.2	1	0	1	2	1	8	10.7	
INCARNATE WORD	11/26/13		23	7-14	.500	1-2	.500	4-6	.667	3	5	8	6.4	3	0	0	2	1	19	11.9	
SOUTHEASTERN LA.	11/30/13		28	4-10	.400	1-4	.250	6-6	1.000	3	7	10	6.9	4	0	1	1	1	15	12.3	
at BYU	12/03/13		10	3-14	.214	0-5	.000	1-2	.500	3	2	5	6.7	0	0	1	0	2	7	11.7	
STEPHEN F. AUSTIN	12/15/13	*	35	4-12	.333	1-3	.333	5-6	.833	1	6	7	6.7	4	1	5	1	2	14	11.9	
CENTRAL ARKANSAS	12/17/13	*	27	4-9	.444	1-4	.250	2-3	.667	3	2	5	6.5	2	0	4	0	0	11	11.8	
WAYLAND BAPTIST	12/21/13	*	22	2-4	.500	0-1	.000	5-6	.833	2	5	7	6.6	4	2	1	0	2	9	11.6	
at Texas A&M	12/31/13	*	21	2-7	.286	1-3	.333	1-2	.500	0	6	6	6.5	0	1	0	0	0	6	11.2	
UC RIVERSIDE	1/4/14	*	25	1-7	.143	0-3	.000	3-5	.600	1	2	3	6.3	1	1	1	0	0	5	10.7	
SOUTHERN MISS	1/9/14	*	20	7-14	.500	1-2	.500	2-2	1.000	1	3	4	6.1	0	0	1	0	0	17	11.1	
TULANE	1/11/14	*	31	5-10	.500	2-5	.400	2-2	1.000	1	3	4	6.0	2	0	2	0	0	14	11.3	
at MARSHALL	01/16/13	*	26	5-13	.385	0-2	.000	10-12	.833	5	5	10	6.2	3	0	3	0	2	20	11.8	
at Charlotte	01/18/14	*	28	6-9	.667	0-1	.000	0-0	.000	1	5	6	6.2	3	0	0	0	0	12	11.8	
UAB	1/23/14	*	19	5-12	.417	2-4	.500	4-4	1.000	0	5	5	6.2	4	2	0	1	1	16	12.1	
MIDDLE TENNESSEE	1/25/14	*	31	4-10	.400	2-5	.400	6-8	.750	1	4	5	6.1	3	0	2	0	1	16	12.3	
at Tulsa	02/01/14	*	32	8-16	.500	3-7	.429	2-2	1.000	0	7	7	6.1	1	1	5	0	1	21	12.7	
at Rice	02/06/14	*	32	3-8	.375	2-5	.400	1-4	.250	1	6	7	6.2	4	1	3	2	1	9	12.5	
at Louisiana Tech	2/8/14	*	22	6-8	.750	2-3	.667	3-6	.500	4	6	10	6.3	3	0	4	1	2	17	12.7	
OLD DOMINION	2/13/14	*	17	2-4	.500	1-1	1.000	0-0	.000	0	1	1	6.1	2	0	4	0	0	5	12.4	
EAST CAROLINA	2/15/14	*	26	2-10	.200	0-5	.000	0-0	.000	2	4	6	6.1	1	0	2	1	0	4	12.0	
at FIU	02/20/14	*	29	4-10	.400	1-4	.250	7-9	.778	1	8	9	6.2	2	1	1	2	0	16	12.2	
at Florida Atlantic	2/22/14	*	21	6-9	.667	3-4	.750	4-5	.800	2	1	3	6.1	1	0	0	0	0	19	12.4	
at UTSA	2/27/14	*	23	6-11	.545	1-2	.500	1-2	.500	1	4	5	6.1	2	1	0	0	2	14	12.5	
UTEP	3/2/14	*	29	2-14	.143	0-4	.000	9-10	.900	7	4	11	6.2	3	0	3	0	1	13	12.5	
TULSA	3/6/13		28	2-6	.333	1-4	.250	2-2	1.000	0	5	5	6.2	3	1	2	0	0	7	12.3	
Totals			21	772	123-302	.407	32-103	.311	92-121	.760	52	134	186	6.2	65	14	54	15	25	370	12.3

Games played: 30
Minutes/game: 25.7
Points/game: 12.3
FG Pct: 40.7
3FG Pct: 31.1
FT Pct: 76.0

Rebounds/game: 6.2
Assists/game: 0.5
Turnovers/game: 1.8
Assist/turnover ratio: 0.3
Steals/game: 0.8
Blocks/game: 0.5

↳ CAREER STATS

Season	gp-gs	min/avg	Total		3-Point		F-Throws		Rebounds				Scoring							
			fg-fga	pct	fg-fga	pct	ft-fga	pct	off	def	tot	avg	pf	fo	ast	to	blk	stl	pts	avg
2011-12	19-13	480/25.3	71-173	.410	23-84	.274	42-54	.778	36	40	76	4.0	39	0	25	41	9	21	207	10.9
2012-13	32-28	1014/31.7	153-368	.416	46-135	.341	101-138	.732	50	69	119	3.7	72	2	23	69	18	23	453	14.2
2013-14	30-21	772/25.7	123-302	.407	32-103	.311	92-121	.760	52	134	186	6.2	65	0	14	54	15	25	370	12.3
TOTAL	81-62	2266/28.0	347-843	.412	101-322	.314	235-313	.751	138	243	381	4.7	176	2	62	164	42	69	1030	12.7

24

KELVIN GAINES

Jr. ▶ F ▶ 6-10 ▶ 240
Ocala, FL ▶
(Cincinnati)



↳ CAREER HIGHS

Points: 6, at Florida Atlantic -- 2/22/14
Rebounds: 4, at MARSHALL -- 01/16/13; UAB -- 1/23/14; at Florida Atlantic -- 2/
Assists: 1, at Louisiana Tech -- 2/8/14
Steals: 1, 4 times
Blocks: 2, at MARSHALL -- 01/16/13; Southern Miss -- 1/9/14
FG made: 3, at Florida Atlantic -- 2/22/14
FG attempts: 4, at Florida Atlantic -- 2/22/14
FT attempts: 2, at Texas A&M -- 12/31/13; at UTSA -- 2/27/14

↳ 2013-14 STATS

Opponent	Date	gs	min	Total		3-Pointers		Free throws		Rebounds				pf	a	t/o	blk	stl	pts	avg	
				fg-fga	pct	3fg-fga	pct	ft-fta	pct	off	def	tot	avg								
STEPHEN F. AUSTIN	12/15/13		3	0-2	.000	0-0	.000	0-0	.000	1	0	1	1.0	0	0	1	0	0	0	0.0	
at Texas A&M	12/31/13		4	0-0	.000	0-0	.000	0-2	.000	0	1	1	1.0	4	0	2	0	1	0	0.0	
UC RIVERSIDE	1/4/14		5	0-0	.000	0-0	.000	0-0	.000	0	2	2	1.3	1	0	0	0	1	0	0.0	
SOUTHERN MISS	1/9/14	*	11	0-0	.000	0-0	.000	0-0	.000	0	0	0	1.0	5	0	0	2	0	0	0.0	
TULANE	1/11/14		2	0-0	.000	0-0	.000	0-0	.000	0	0	0	0.8	2	0	0	0	0	0	0.0	
at MARSHALL	01/16/13	*	16	1-2	.500	0-0	.000	0-0	.000	0	4	4	1.3	1	0	0	2	0	2	0.3	
at Charlotte	01/18/14	*	14	0-0	.000	0-0	.000	0-0	.000	1	1	2	1.4	4	0	0	1	0	0	0.3	
UAB	1/23/14	*	10	0-1	.000	0-0	.000	0-0	.000	2	2	4	1.8	4	0	0	1	0	0	0.3	
at Tulsa	02/01/14		9	0-0	.000	0-0	.000	0-0	.000	0	0	0	1.6	2	0	0	0	0	0	0.2	
at Rice	02/06/14	*	4	0-1	.000	0-0	.000	0-0	.000	0	0	0	1.4	1	0	0	0	0	0	0.2	
at Louisiana Tech	2/8/14	*	7	0-1	.000	0-0	.000	0-0	.000	0	1	1	1.4	4	1	1	0	0	0	0.2	
OLD DOMINION	2/13/14		3	0-0	.000	0-0	.000	0-0	.000	0	0	0	1.3	1	0	2	1	0	0	0.2	
EAST CAROLINA	2/15/14		9	1-2	.500	0-0	.000	0-0	.000	1	2	3	1.4	1	0	0	1	0	2	0.3	
at FIU	02/20/14		1	0-0	.000	0-0	.000	0-0	.000	0	1	1	1.4	1	0	0	0	0	0	0.3	
at Florida Atlantic	2/22/14		14	3-4	.750	0-0	.000	0-0	.000	2	2	4	1.5	5	0	0	0	0	6	0.7	
at UTSA	2/27/14		9	1-1	1.000	0-0	.000	0-2	.000	2	1	3	1.6	2	0	0	1	1	2	0.8	
UTEP	3/2/14		10	0-1	.000	0-0	.000	0-0	.000	0	1	1	1.6	1	0	0	0	1	0	0.7	
TULSA	3/6/13		10	0-0	.000	0-0	.000	0-0	.000	1	1	2	1.6	5	0	3	0	0	0	0.7	
Totals			6	141	6-15	.400	0-0	.000	0-4	.000	10	19	29	1.6	44	1	9	9	4	12	0.7

Games played: 18
Minutes/game: 7.8
Points/game: 0.7
FG Pct: 40.0
FT Pct: 0.0

Rebounds/game: 1.6
Assists/game: 0.1
Turnovers/game: 0.5
Assist/turnover ratio: 0.1
Steals/game: 0.2
Blocks/game: 0.5

↳ CAREER STATS

Season	gp-gs	min/avg	Total		3-Point		F-Throws		Rebounds				Scoring							
			fg-fga	pct	fg-fga	pct	ft-fta	pct	off	def	tot	avg	pf	fo	ast	to	blk	stl	pts	avg
2013-14	18-6	141/7.8	6-15	.400	0-0	.000	0-4	.000	10	19	29	1.6	44	3	1	9	9	4	12	0.7
TOTAL	18-6	141/7.8	6-15	.400	0-0	.000	0-4	.000	10	19	29	1.6	44	3	1	9	9	4	12	0.7

33

COLIN VOSS

Jr. ▶ F ▶ 6-7 ▶ 240
Grand Rapids, MI ▶
(Northern Oklahoma)



↳ CAREER HIGHS

Points: 18, Wayland Baptist -- 12/21/13
Rebounds: 12, Southeastern La. -- 11/30/13
Assists: 2, 5 times
Steals: 3, at Texas A&M -- 12/31/13
Blocks: 2, at FIU -- 02/20/14; UAB -- 1/23/14; UTEP -- 3/2/14
FG made: 9, Wayland Baptist -- 12/21/13
FG attempts: 14, Wayland Baptist -- 12/21/13
3FG attempts: 1, at Charlotte -- 01/18/14; at Texas A&M -- 12/31/13
FT made: 7, Central Arkansas -- 12/17/13
FT attempts: 10, Central Arkansas -- 12/17/13

↳ 2013-14 STATS

Opponent	Date	gs	min	Total		3-Pointers		Free throws		Rebounds				pf	a	t/o	blk	stl	pts	avg	
				fg-fga	pct	3fg-fga	pct	ft-fta	pct	off	def	tot	avg								
NORTHWOOD	11/8/13		15	0-5	.000	0-0	.000	2-2	1.000	1	1	2	2.0	1	1	1	0	1	2	2.0	
at Oklahoma	11/11/13	*	16	0-1	.000	0-0	.000	0-0	.000	1	4	5	3.5	3	0	3	0	0	0	1.0	
NICHOLLS STATE	11/14/13		13	0-0	.000	0-0	.000	0-0	.000	3	1	4	3.7	0	1	2	0	0	0	0.7	
vs Columbia	11/21/13	*	24	2-6	.333	0-0	.000	1-2	.500	2	2	4	3.8	1	0	1	0	0	5	1.8	
vs Idaho	11/22/13	*	20	3-6	.500	0-0	.000	2-2	1.000	4	4	8	4.6	1	1	1	0	0	8	3.0	
at Portland	11/23/13	*	28	3-6	.500	0-0	.000	0-0	.000	0	6	6	4.8	1	0	2	0	1	6	3.5	
INCARNATE WORD	11/26/13	*	14	1-2	.500	0-0	.000	3-4	.750	0	5	5	4.9	1	0	1	1	0	5	3.7	
SOUTHEASTERN LA.	11/30/13	*	26	2-6	.333	0-0	.000	1-2	.500	2	10	12	5.8	3	2	2	0	0	5	3.9	
at BYU	12/03/13	*	31	1-4	.250	0-0	.000	0-0	.000	1	2	3	5.4	2	0	0	0	1	2	3.7	
STEPHEN F. AUSTIN	12/15/13	*	25	1-1	1.000	0-0	.000	0-2	.000	1	0	1	5.0	2	0	3	0	1	2	3.5	
CENTRAL ARKANSAS	12/17/13	*	26	3-3	1.000	0-0	.000	7-10	.700	3	8	11	5.5	1	1	1	0	0	13	4.4	
WAYLAND BAPTIST	12/21/13	*	33	9-14	.643	0-0	.000	0-1	.000	2	8	10	5.9	3	0	1	1	0	18	5.5	
at Texas A&M	12/31/13	*	33	3-5	.600	0-1	.000	0-0	.000	1	2	3	5.7	4	0	1	0	3	6	5.5	
UC RIVERSIDE	1/4/14	*	28	3-10	.300	0-0	.000	2-2	1.000	5	5	10	6.0	2	2	2	0	0	8	5.7	
SOUTHERN MISS	1/9/14	*	25	2-5	.400	0-0	.000	0-1	.000	3	1	4	5.9	3	0	1	1	1	4	5.6	
TULANE	1/11/14		23	4-6	.667	0-0	.000	1-2	.500	3	4	7	5.9	0	0	1	0	0	9	5.8	
at MARSHALL	01/16/13	*	23	7-9	.778	0-0	.000	2-6	.333	5	4	9	6.1	5	1	0	0	1	16	6.4	
at Charlotte	01/18/14	*	30	4-10	.400	0-1	.000	3-4	.750	3	0	3	5.9	3	1	1	0	0	11	6.7	
UAB	1/23/14	*	36	4-7	.571	0-0	.000	2-5	.400	1	4	5	5.9	1	0	2	2	0	10	6.8	
MIDDLE TENNESSEE	1/25/14	*	25	3-4	.750	0-0	.000	1-1	1.000	0	4	4	5.8	4	0	0	0	0	7	6.9	
at Tulsa	02/01/14	*	25	2-8	.250	0-0	.000	0-0	.000	1	4	5	5.8	2	0	1	1	0	4	6.7	
at Rice	02/06/14	*	28	3-8	.375	0-0	.000	5-6	.833	5	5	10	6.0	2	2	2	0	0	11	6.9	
at Louisiana Tech	2/8/14	*	25	4-4	1.000	0-0	.000	1-2	.500	3	6	9	6.1	0	2	0	1	0	9	7.0	
OLD DOMINION	2/13/14	*	35	2-7	.286	0-0	.000	1-3	.333	3	7	10	6.3	3	0	4	0	1	5	6.9	
EAST CAROLINA	2/15/14	*	31	4-6	.667	0-0	.000	0-0	.000	2	5	7	6.3	0	0	2	1	0	8	7.0	
at FIU	02/20/14	*	34	5-11	.455	0-0	.000	0-0	.000	3	3	6	6.3	3	2	1	2	0	10	7.1	
at Florida Atlantic	2/22/14	*	22	4-6	.667	0-0	.000	2-2	1.000	0	2	2	6.1	4	1	2	0	2	10	7.2	
at UTSA	2/27/14	*	22	1-3	.333	0-0	.000	3-3	1.000	1	2	3	6.0	4	0	2	1	0	5	7.1	
UTEP	3/2/14	*	18	2-5	.400	0-0	.000	0-0	.000	1	1	2	5.9	2	0	2	2	1	4	7.0	
TULSA	3/6/13	*	21	1-6	.167	0-0	.000	1-2	.500	0	3	3	5.8	5	0	1	0	1	3	6.9	
Totals			27	755	83-174	.477	0-2	.000	40-64	.625	60	113	173	5.8	66	17	43	13	14	206	6.9

Games played: 30
Minutes/game: 25.2
Points/game: 6.9
FG Pct: 47.7
3FG Pct: 0.0
FT Pct: 62.5

Rebounds/game: 5.8
Assists/game: 0.6
Turnovers/game: 1.4
Assist/turnover ratio: 0.4
Steals/game: 0.5
Blocks/game: 0.4


↳ CAREER STATS

Season	gp-gs	min/avg	Total		3-Point		F-Throws		Rebounds				Scoring							
			fg-fga	pct	fg-fga	pct	ft-fta	pct	off	def	tot	avg	pf	fo	ast	to	blk	stl	pts	avg
2013-14	30-27	755/25.2	83-174	.477	0-2	.000	40-64	.625	60	113	173	5.8	66	2	17	43	13	14	206	6.9
TOTAL	30-27	755/25.2	83-174	.477	0-2	.000	40-64	.625	60	113	173	5.8	66	2	17	43	13	14	206	6.9

44

KEITH COLEMAN

Jr. ▶ F ▶ 6-10 ▶ 250
Philadelphia, PA ▶
(Marshalltown CC)



↳ CAREER HIGHS

Points: 14, at Oklahoma -- 11/11/13
Rebounds: 10, at Oklahoma -- 11/11/13
Assists: 2, Wayland Baptist -- 12/21/13
Steals: 1, 4 times
Blocks: 4, Incarnate Word -- 11/26/13
FG made: 6, at Oklahoma -- 11/11/13
FG attempts: 11, at Oklahoma -- 11/11/13
FT made: 3, at ULL -- 01/31/13
FT attempts: 6, Incarnate Word -- 11/26/13

↳ 2013-14 STATS

Opponent	Date	gs	min	Total		3-Pointers		Free throws		Rebounds				pf	a	t/o	blk	stl	pts	avg	
				fg-fga	pct	3fg-fga	pct	ft-fta	pct	off	def	tot	avg								
NORTHWOOD	11/8/13	*	13	0-2	.000	0-0	.000	1-2	.500	2	1	3	3.0	4	1	0	2	1	1	1.0	
at Oklahoma	11/11/13	*	28	6-11	.545	0-0	.000	2-3	.667	3	7	10	6.5	4	0	3	1	0	14	7.5	
NICHOLLS STATE	11/14/13	*	19	4-6	.667	0-0	.000	0-0	.000	2	6	8	7.0	3	0	2	1	0	8	7.7	
vs Columbia	11/21/13	*	20	3-10	.300	0-0	.000	0-0	.000	0	5	5	6.5	0	0	0	1	0	6	7.3	
vs Idaho	11/22/13	*	16	1-5	.200	0-0	.000	1-2	.500	1	3	4	6.0	0	0	4	0	0	3	6.4	
at Portland	11/23/13	*	28	3-6	.500	0-0	.000	0-1	.000	1	5	6	6.0	4	0	2	1	0	6	6.3	
INCARNATE WORD	11/26/13	*	20	1-3	.333	0-0	.000	2-6	.333	1	4	5	5.9	2	0	0	4	0	4	6.0	
SOUTHEASTERN LA.	11/30/13	*	16	5-7	.714	0-0	.000	0-0	.000	0	4	4	5.6	4	0	2	1	0	10	6.5	
at BYU	12/03/13	*	29	2-3	.667	0-0	.000	1-2	.500	2	4	6	5.7	3	0	3	3	0	5	6.3	
CENTRAL ARKANSAS	12/17/13	*	15	2-3	.667	0-0	.000	0-0	.000	1	4	5	5.6	1	0	1	0	1	4	6.1	
WAYLAND BAPTIST	12/21/13	*	9	0-3	.000	0-0	.000	0-0	.000	0	1	1	5.2	3	2	3	2	0	0	5.5	
UC RIVERSIDE	1/4/14		3	1-1	1.000	0-0	.000	0-0	.000	1	0	1	4.8	3	0	2	0	0	2	5.3	
SOUTHERN MISS	1/9/14		13	2-2	1.000	0-0	.000	0-1	.000	3	2	5	4.8	5	0	3	0	0	4	5.2	
TULANE	1/11/14	*	18	0-2	.000	0-0	.000	0-2	.000	1	4	5	4.9	3	0	3	0	0	0	4.8	
at MARSHALL	01/16/13		7	1-2	.500	0-0	.000	0-0	.000	0	0	0	4.5	2	0	0	0	0	2	4.6	
at Charlotte	01/18/14		10	1-2	.500	0-0	.000	0-0	.000	0	2	2	4.4	3	0	3	1	0	2	4.4	
MIDDLE TENNESSEE	1/25/14		10	0-0	.000	0-0	.000	0-0	.000	0	1	1	4.2	0	0	1	0	1	0	4.2	
at Tulsa	02/01/14	*	11	1-2	.500	0-0	.000	0-1	.000	1	1	2	4.1	4	0	2	1	0	2	4.1	
at Rice	02/06/14		13	1-4	.250	0-0	.000	0-0	.000	3	0	3	4.0	1	0	1	0	0	2	3.9	
at Louisiana Tech	2/8/14		16	0-1	.000	0-0	.000	0-0	.000	0	3	3	4.0	3	0	1	1	0	0	3.8	
OLD DOMINION	2/13/14	*	13	0-1	.000	0-0	.000	0-0	.000	0	2	2	3.9	1	0	0	2	0	0	3.6	
EAST CAROLINA	2/15/14	*	14	2-3	.667	0-0	.000	0-0	.000	1	2	3	3.8	0	0	2	0	0	4	3.6	
at FIU	02/20/14		9	1-3	.333	0-0	.000	0-0	.000	0	1	1	3.7	0	0	1	0	0	2	3.5	
at Florida Atlantic	2/22/14		11	1-3	.333	0-0	.000	0-0	.000	0	2	2	3.6	0	0	1	0	0	2	3.5	
at UTSA	2/27/14		9	0-0	.000	0-0	.000	1-2	.500	0	2	2	3.6	2	0	1	1	0	1	3.4	
UTEP	3/2/14		17	0-4	.000	0-0	.000	1-2	.500	1	0	1	3.5	0	0	1	1	1	1	3.3	
TULSA	3/6/13	*	13	0-1	.000	0-0	.000	1-2	.500	1	1	2	3.4	4	0	1	0	0	1	3.2	
Totals			16	400	38-90	.422	0-0	.000	10-26	.385	25	67	92	3.4	59	3	43	23	4	86	3.2

Games played: 27
Minutes/game: 14.8
Points/game: 3.2
FG Pct: 42.2
FT Pct: 38.5

Rebounds/game: 3.4
Assists/game: 0.1
Turnovers/game: 1.6
Assist/turnover ratio: 0.1
Steals/game: 0.1
Blocks/game: 0.9

↳ CAREER STATS

Season	gp-gs	min/avg	Total		3-Point		F-Throws		Rebounds				Scoring							
			fg-fga	pct	fg-fga	pct	ft-fta	pct	off	def	tot	avg	pf	fo	ast	to	blk	stl	pts	avg
2012-13	30-1	254/8.5	16-46	.348	0-0	.000	8-18	.444	13	36	49	1.6	41	0	4	24	11	4	40	1.3
2013-14	27-16	400/14.8	38-90	.422	0-0	.000	10-26	.385	25	67	92	3.4	59	1	3	43	23	4	86	3.2
TOTAL	57-17	654/11.5	54-136	.397	0-0	.000	18-44	.409	38	103	141	2.5	100	1	7	67	34	8	126	2.2

2013-14 SEASON STATS TEAM/INDIVIDUAL

RECORD:	OVERALL	HOME	AWAY	NEUTRAL
ALL GAMES	15-15	9-7	6-6	0-2
CONFERENCE	6-10	2-6	4-4	0-0
NON-CONFERENCE	9-5	7-1	2-2	0-2

#	Player	gp-gs	min	avg	Total		3-Point		F-Throw		Rebounds				pf	dq	a	to	blk	stl	pts	avg			
					fg-fga	fg%	3fg-fga	3fg%	ft-fa	ft%	off	def	tot	avg											
23	WILLIAMS, Jordan	30-21	772	25.7	123-302	.407	32-103	.311	92-121	.760	52	134	186	6.2	65	0	14	54	15	25	370	12.3			
03	WILLIAMS, Alzee	30-26	844	28.1	120-258	.465	2-8	.250	103-137	.752	32	37	69	2.3	30	0	40	31	1	22	345	11.5			
05	JONES, Chris	29-25	730	25.2	86-204	.422	5-18	.278	53-86	.616	19	90	109	3.8	62	2	120	62	0	48	230	7.9			
00	VAUGHNS, Vertrail	29-8	531	18.3	60-168	.357	19-57	.333	75-93	.806	10	32	42	1.4	54	0	35	31	1	20	214	7.4			
21	TAYLOR, T.J.	28-2	549	19.6	75-167	.449	17-56	.304	38-64	.594	26	57	83	3.0	48	0	38	42	6	19	205	7.3			
33	VOSS, Colin	30-27	755	25.2	83-174	.477	0-2	.000	40-64	.625	60	113	173	5.8	66	2	17	43	13	14	206	6.9			
01	ANIEFIOK, Maurice	27-2	532	19.7	59-152	.388	37-98	.378	25-31	.806	12	82	94	3.5	85	3	17	22	7	13	180	6.7			
02	WALTON, Brandan	29-8	500	17.2	58-158	.367	35-101	.347	38-59	.644	20	40	60	2.1	63	2	17	27	1	23	189	6.5			
44	COLEMAN, Keith	27-16	400	14.8	38-90	.422	0-0	.000	10-26	.385	25	67	92	3.4	59	1	3	43	23	4	86	3.2			
04	FLANNIGAN, Armani	29-9	297	10.2	28-53	.528	0-1	.000	11-40	.275	23	39	62	2.1	31	0	4	17	29	7	67	2.3			
24	GAINES, Kelvin	18-6	141	7.8	6-15	.400	0-0	.000	0-4	.000	10	19	29	1.6	44	3	1	9	9	4	12	0.7			
Team											59	55	114												4
Total.....		30	6051		736-1741	.423	147-444	.331	485-725	.669	348	765	1113	37.1	607	13	306	385	105	199	2104	70.1			
Opponents.....		30	6051		752-1742	.432	178-524	.340	503-735	.684	338	791	1129	37.6	573	-	334	374	123	181	2185	72.8			

TEAM STATISTICS	NT	OPP
SCORING	2104	2185
Points per game	70.1	72.8
Scoring margin	-2.7	-
FIELD GOALS-ATT	736-1741	752-1742
Field goal pct	.423	.432
3 POINT FG-ATT	147-444	178-524
3-point FG pct	.331	.340
3-pt FG made per game	4.9	5.9
FREE THROWS-ATT	485-725	503-735
Free throw pct	.669	.684
F-Throws made per game	16.2	16.8
REBOUNDS	1113	1129
Rebounds per game	37.1	37.6
Rebounding margin	-0.5	-
ASSISTS	306	334
Assists per game	10.2	11.1
TURNOVERS	385	374
Turnovers per game	12.8	12.5
Turnover margin	-0.4	-
Assist/turnover ratio	0.8	0.9
STEALS	199	181
Steals per game	6.6	6.0
BLOCKS	105	123
Blocks per game	3.5	4.1
ATTENDANCE	37968	53682
Home games-Avg/Game	16-2373	12-4474
Neutral site-Avg/Game	-	2-0

Score by Periods	1st	2nd	OT	OT2	Totals
North Texas	977	1103	10	14	2104
Opponents	1016	1150	10	9	2185

Date	Opponent	Score	Att.
11/8/13	NORTHWOOD	w 72-67	2236
11/11/13	at Oklahoma	L 82-95	9288
11/14/13	NICHOLLS STATE	w 92-78	2146
11/21/13	vs Columbia	L 66-70	0
11/22/13	vs Idaho	L 76-87	0
11/23/13	at Portland	Wo2 77-72	1668
11/26/13	INCARNATE WORD	w 84-67	2148
11/30/13	SOUTHEASTERN LA.	w 75-61	1861
12/03/13	at BYU	L 67-97	13908
12/15/13	STEPHEN F. AUSTIN	L 53-87	1238
12/17/13	CENTRAL ARKANSAS	w 64-55	3664
12/21/13	WAYLAND BAPTIST	w 81-77	881
12/31/13	at Texas A&M	w 61-41	4564
1/4/14	UC RIVERSIDE	w 76-72	1872
* 1/9/14	SOUTHERN MISS	L 64-74	2337
* 1/11/14	TULANE	L 62-73	1969
* 01/16/13	at MARSHALL	w 80-65	4586
* 01/18/14	at Charlotte	L 74-76	5780
* 1/23/14	UAB	w 76-65	3659
* 1/25/14	MIDDLE TENNESSEE	L 63-70	4429
* 02/01/14	at Tulsa	L 63-94	4425
* 02/06/14	at Rice	L 70-75	1112
* 2/8/14	at Louisiana Tech	L 75-90	5123
* 2/13/14	OLD DOMINION	L 62-72	2335
* 2/15/14	EAST CAROLINA	w 53-51	5352
* 02/20/14	at FIU	w 65-63	924
* 2/22/14	at Florida Atlantic	w 78-76	1426
* 2/27/14	at UTSA	w 71-62	878
* 3/2/14	UTEP	L 54-74	0
* 3/6/13	TULSA	L 68-79	1841

* = Conference game

CONFERENCE ONLY STATS

RECORD:	OVERALL	HOME	AWAY	NEUTRAL
ALL GAMES	6-10	2-6	4-4	0-0
CONFERENCE	6-10	2-6	4-4	0-0
NON-CONFERENCE	0-0	0-0	0-0	0-0

#	Player	gp-gs	min	avg	Total		3-Point		F-Throw		Rebounds			pf	dq	a	to	blk	stl	pts	avg			
					fg-fga	fg%	3fg-fga	3fg%	ft-fta	ft%	off	def	tot									avg		
23	WILLIAMS, Jordan	16-15	414	25.9	73-164	.445	21-58	.362	53-68	.779	27	71	98	6.1	37	0	7	32	7	11	220	13.8		
03	WILLIAMS, Alzee	16-12	400	25.0	57-121	.471	0-2	.000	30-41	.732	14	5	19	1.2	12	0	24	13	0	11	144	9.0		
33	VOSS, Colin	16-15	423	26.4	52-105	.495	0-1	.000	22-37	.595	34	55	89	5.6	41	2	9	22	11	7	126	7.9		
05	JONES, Chris	16-15	406	25.4	48-108	.444	1-7	.143	23-43	.535	8	50	58	3.6	32	1	71	34	0	32	120	7.5		
02	WALTON, Brandan	15-1	218	14.5	31-75	.413	21-52	.404	23-33	.697	10	16	26	1.7	26	1	4	10	1	10	106	7.1		
00	VAUGHNS, Vertrail	16-3	278	17.4	31-85	.365	10-26	.385	40-47	.851	7	14	21	1.3	26	0	16	13	0	12	112	7.0		
21	TAYLOR, T.J.	16-2	312	19.5	37-93	.398	7-32	.219	26-39	.667	14	40	54	3.4	30	0	22	26	3	11	107	6.7		
01	ANIEFIOK, Maurice	15-1	299	19.9	29-90	.322	19-60	.317	11-12	.917	7	32	39	2.6	48	2	10	14	3	8	88	5.9		
44	COLEMAN, Keith	15-5	184	12.3	10-30	.333	0-0	.000	3-10	.300	11	23	34	2.3	28	1	0	21	7	2	23	1.5		
04	FLANNIGAN, Armani	15-5	138	9.2	9-22	.409	0-1	.000	2-11	.182	7	19	26	1.7	12	0	1	5	13	2	20	1.3		
24	GAINES, Kelvin	15-6	129	8.6	6-13	.462	0-0	.000	0-2	.000	9	16	25	1.7	39	3	1	6	9	2	12	0.8		
Team											30	21	51											4
Total.....		16	3201		383-906	.423	79-239	.331	233-343	.679	178	362	540	33.8	331	10	165	200	54	108	1078	67.4		
Opponents.....		16	3201		386-864	.447	93-273	.341	294-419	.702	176	411	587	36.7	284	-	180	204	64	92	1159	72.4		

TEAM STATISTICS	NT	OPP	Date	Opponent	Score	Att.
SCORING	1078	1159	* 1/9/14	SOUTHERN MISS	L 64-74	2337
Points per game	67.4	72.4	* 1/11/14	TULANE	L 62-73	1969
Scoring margin	-5.1	-	* 01/16/13	at MARSHALL	w 80-65	4586
FIELD GOALS-ATT	383-906	386-864	* 01/18/14	at Charlotte	L 74-76	5780
Field goal pct	.423	.447	* 1/23/14	UAB	w 76-65	3659
3 POINT FG-ATT	79-239	93-273	* 1/25/14	MIDDLE TENNESSEE	L 63-70	4429
3-point FG pct	.331	.341	* 02/01/14	at Tulsa	L 63-94	4425
3-pt FG made per game	4.9	5.8	* 02/06/14	at Rice	L 70-75	1112
FREE THROWS-ATT	233-343	294-419	* 2/8/14	at Louisiana Tech	L 75-90	5123
Free throw pct	.679	.702	* 2/13/14	OLD DOMINION	L 62-72	2335
F-Throws made per game	14.6	18.4	* 2/15/14	EAST CAROLINA	w 53-51	5352
REBOUNDS	540	587	* 02/20/14	at FIU	w 65-63	924
Rebounds per game	33.8	36.7	* 2/22/14	at Florida Atlantic	w 78-76	1426
Rebounding margin	-2.9	-	* 2/27/14	at UTSA	w 71-62	878
ASSISTS	165	180	* 3/2/14	UTEP	L 54-74	0
Assists per game	10.3	11.3	* 3/6/13	TULSA	L 68-79	1841
TURNOVERS	200	204	* = Conference game			
Turnovers per game	12.5	12.8				
Turnover margin	+0.3	-				
Assist/turnover ratio	0.8	0.9				
STEALS	108	92				
Steals per game	6.8	5.8				
BLOCKS	54	64				
Blocks per game	3.4	4.0				
ATTENDANCE	21922	24254				
Home games-Avg/Game	8-2740	8-3032				
Neutral site-Avg/Game	-	0-0				

Score by Periods	1st	2nd	Totals
North Texas	508	570	1078
Opponents	556	603	1159

2012-13 GAME-BY-GAME

Opponent	1st	2nd	Score	Mar	Total FG	FG Pct	3-Pointers	3FG Pct	Free Throws	FT Pct	Rebounds	Assist	T/Over	Block	Steal	Fouls	
NORTHWOOD	35/33	37/34	72-67	+5	25-69/21-61	.362/.344	3-17/5-19	.176/.263	19-31/20-30	.613/.667	57/41	+16	10/6	14/16	4/5	9/8	23/27
Oklahoma	38/48	44/47	82-95	(13)	30-67/36-68	.448/.529	8-18/8-18	.444/.444	14-20/15-24	.700/.625	39/36	+3	13/15	16/11	2/5	4/10	22/18
NICHOLLS STATE	38/36	54/42	92-78	+14	23-47/28-65	.489/.431	7-11/8-22	.636/.364	39-46/14-25	.848/.560	44/26	+18	9/12	16/6	2/2	3/8	18/29
Columbia	29/39	37/31	66-70	(4)	24-66/24-51	.364/.471	5-16/12-22	.313/.545	13-18/10-14	.722/.714	34/36	(2)	6/12	7/16	4/1	11/5	14/13
Idaho	33/42	43/45	76-87	(11)	29-66/33-66	.439/.500	3-14/8-18	.214/.444	15-26/13-14	.577/.929	38/39	(1)	8/10	11/11	4/5	5/6	18/21
Portland	20/28	33/25	77-72	+5	30-68/27-73	.441/.370	8-16/3-18	.500/.167	9-18/15-27	.500/.566	39/56	(17)	9/14	15/16	4/7	8/9	20/20
INCARNATE WORD	42/16	42/51	84-67	+17	26-59/23-71	.441/.324	7-15/5-16	.467/.313	25-38/16-19	.658/.842	47/44	+3	13/11	10/13	8/3	7/3	21/23
SOUTHEASTERN LA.	41/27	34/34	75-61	+14	25-56/21-61	.446/.344	3-11/3-16	.273/.188	22-32/16-27	.688/.593	45/37	+8	8/8	11/9	5/3	2/1	22/23
BYU	35/42	32/55	67-97	(30)	28-79/38-77	.354/.494	6-23/4-12	.261/.333	5-14/17-24	.357/.708	38/60	(22)	13/24	12/15	5/5	8/7	20/15
STEPHEN F. AUSTIN	24/47	29/40	53-87	(34)	15-43/27-56	.349/.482	2-9/7-19	.222/.368	21-33/26-29	.636/.897	31/34	(3)	2/12	22/10	2/8	9/8	21/23
CENTRAL ARKANSAS	30/23	34/32	64-55	+9	19-48/21-53	.396/.396	4-16/4-11	.250/.364	22-30/9-19	.733/.474	43/28	+15	10/5	16/9	2/2	4/10	17/18
WAYLAND BAPTIST	35/33	46/44	81-77	+4	30-64/27-67	.469/.403	0-9/7-24	.000/.292	21-31/16-25	.677/.640	44/38	+6	11/9	10/11	3/6	6/5	21/26
Texas A&M	36/19	25/22	61-41	+20	25-49/15-50	.510/.300	5-14/4-18	.357/.222	6-14/7-15	.429/.467	33/30	+3	16/7	14/17	2/3	13/5	18/10
UC RIVERSIDE	33/27	43/45	76-72	+4	24-54/25-59	.444/.424	7-16/7-18	.438/.389	21-31/15-24	.677/.625	41/37	+4	13/9	11/10	4/4	2/4	21/23
SOUTHERN MISS	25/39	39/35	64-74	(10)	24-57/21-45	.421/.467	4-15/4-12	.267/.333	12-22/28-33	.545/.848	30/36	(6)	8/8	16/22	4/2	10/5	25/23
TULANE	27/27	35/46	62-73	(11)	21-56/23-57	.375/.404	3-12/5-18	.250/.278	17-25/22-28	.680/.786	37/41	(4)	5/7	12/9	0/5	4/6	22/21
MARSHALL	39/27	41/38	80-65	+15	28-56/20-65	.500/.308	1-8/5-25	.125/.200	23-36/20-29	.639/.690	42/41	+1	17/13	13/15	2/0	9/6	25/21
Charlotte	37/40	37/36	74-76	(2)	28-55/30-55	.509/.545	5-11/5-15	.455/.333	13-16/11-19	.813/.579	29/29	-	10/18	15/12	3/4	5/8	20/14
UAB	44/38	32/27	76-65	+11	29-59/22-72	.492/.306	8-16/6-23	.500/.261	10-16/15-28	.625/.536	39/53	(14)	15/10	10/10	8/2	5/5	17/17
MIDDLE TENNESSEE	32/28	31/42	63-70	(7)	22-51/25-49	.431/.510	6-17/5-11	.353/.455	13-17/15-23	.765/.662	26/35	(9)	8/6	14/14	2/6	8/7	18/19
Tulsa	31/47	32/47	63-94	(31)	23-60/36-63	.383/.571	8-20/6-15	.400/.400	9-15/16-19	.600/.842	26/43	(17)	12/15	18/16	4/7	9/10	18/14
Rice	31/37	39/38	70-75	(5)	26-68/21-45	.382/.467	6-19/6-16	.316/.375	12-17/27-37	.706/.730	40/33	+7	14/12	15/17	3/2	6/9	26/17
Louisiana Tech	36/37	39/53	75-90	(15)	28-56/24-53	.500/.453	7-16/10-23	.438/.435	12-19/32-42	.632/.762	34/33	+1	14/18	14/9	4/4	7/6	27/14
OLD DOMINION	32/35	30/37	62-72	(10)	16-50/21-47	.320/.447	4-12/11-19	.333/.579	26-32/19-28	.813/.679	32/35	(3)	5/9	13/14	4/8	9/4	24/23
EAST CAROLINA	28/27	25/24	53-51	+2	21-53/20-52	.396/.385	5-19/7-23	.263/.304	6-8/4-6	.750/.667	39/28	+11	11/8	13/9	3/2	6/7	9/11
FIU	34/28	31/35	65-63	+2	27-56/23-58	.482/.397	2-7/3-15	.286/.200	9-15/14-19	.600/.737	37/34	+3	14/11	12/9	7/4	3/5	15/17
Florida Atlantic	36/41	42/35	78-76	+2	27-50/29-53	.540/.547	7-14/6-14	.500/.429	17-24/12-19	.708/.632	24/31	(7)	12/17	7/13	1/5	7/2	16/15
UTSA	24/32	47/30	71-62	+9	24-53/23-50	.453/.460	4-15/5-19	.267/.263	19-32/11-19	.594/.579	35/32	+3	12/11	7/11	5/2	7/4	18/22
UTEP	21/36	33/38	54-74	(20)	17-66/25-48	.258/.521	2-17/5-12	.118/.417	18-27/19-27	.667/.704	33/46	(13)	2/8	9/19	3/6	11/3	21/16
TULSA	31/37	37/42	68-79	(11)	22-60/23-52	.367/.442	7-21/4-13	.333/.308	17-22/29-43	.773/.674	37/37	-	6/9	12/5	1/5	2/5	30/20

Note: Game totals are displayed in the format TEAM/OPPONENT for each category

SUPERLATIVES - NORTH TEXAS TEAM HIGHS

POINTS	92	NICHOLLS STATE (11/14/13)
	84	INCARNATE WORD (11/26/13)
	82	at Oklahoma (11/11/13)
	81	WAYLAND BAPTIST (12/21/13)
	80	at MARSHALL (01/16/13)
FIELD GOALS MADE	30	WAYLAND BAPTIST (12/21/13)
	30	at Portland (11/23/13)
	30	at Oklahoma (11/11/13)
FIELD GOAL ATTEMPTS	79	at BYU (12/03/13)
	69	NORTHWOOD (11/8/13)
FIELD GOAL PERCENTAGE	.540 (27-50)	at Florida Atlantic (2/22/14)
	.510 (25-49)	at Texas A&M (12/31/13)
3 PT FIELD GOALS MADE	8	at Tulsa (02/01/14)
	8	UAB (1/23/14)
	8	at Portland (11/23/13)
	8	at Oklahoma (11/11/13)
3 PT FG ATTEMPTS	23	at BYU (12/03/13)
	21	TULSA (3/6/13)
3 PT FG PERCENTAGE	.636 (7-11)	NICHOLLS STATE (11/14/13)
	.500 (8-16)	UAB (1/23/14)
	.500 (8-16)	at Portland (11/23/13)
	.500 (7-14)	at Florida Atlantic (2/22/14)
FREE THROWS MADE	39	NICHOLLS STATE (11/14/13)
	26	OLD DOMINION (2/13/14)
FREE THROW ATTEMPTS	46	NICHOLLS STATE (11/14/13)
	38	INCARNATE WORD (11/26/13)
FREE THROW PERCENTAGE	.848 (39-46)	NICHOLLS STATE (11/14/13)
	.813 (26-32)	OLD DOMINION (2/13/14)
	.813 (13-16)	at Charlotte (01/18/14)
REBOUNDS	57	NORTHWOOD (11/8/13)
	47	INCARNATE WORD (11/26/13)
ASSISTS	17	at MARSHALL (01/16/13)
	16	at Texas A&M (12/31/13)
STEALS	13	at Texas A&M (12/31/13)
	11	UTEP (3/2/14)
	11	vs Columbia (11/21/13)
BLOCKED SHOTS	8	UAB (1/23/14)
	8	INCARNATE WORD (11/26/13)
TURNOVERS	22	STEPHEN F. AUSTIN (12/15/13)
	18	at Tulsa (02/01/14)
FOULS	30	TULSA (3/6/13)
	27	at Louisiana Tech (2/8/14)

SUPERLATIVES - OPPONENT TEAM HIGHS

POINTS	97	at BYU (12/03/13)
	95	at Oklahoma (11/11/13)
	94	at Tulsa (02/01/14)
	90	at Louisiana Tech (2/8/14)
	87	STEPHEN F. AUSTIN (12/15/13)
	87	vs Idaho (11/22/13)
FIELD GOALS MADE	38	at BYU (12/03/13)
	36	at Tulsa (02/01/14)
	36	at Oklahoma (11/11/13)
FIELD GOAL ATTEMPTS	77	at BYU (12/03/13)
	73	at Portland (11/23/13)
FIELD GOAL PERCENTAGE	.571 (36-63)	at Tulsa (02/01/14)
	.547 (29-53)	at Florida Atlantic (2/22/14)
3 PT FIELD GOALS MADE	12	vs Columbia (11/21/13)
	11	OLD DOMINION (2/13/14)
3 PT FG ATTEMPTS	25	at MARSHALL (01/16/13)
	24	WAYLAND BAPTIST (12/21/13)
3 PT FG PERCENTAGE	.579 (11-19)	OLD DOMINION (2/13/14)
	.545 (12-22)	vs Columbia (11/21/13)
FREE THROWS MADE	32	at Louisiana Tech (2/8/14)
	29	TULSA (3/6/13)
FREE THROW ATTEMPTS	43	TULSA (3/6/13)
	42	at Louisiana Tech (2/8/14)
FREE THROW PERCENTAGE	.929 (13-14)	vs Idaho (11/22/13)
	.897 (26-29)	STEPHEN F. AUSTIN (12/15/13)
REBOUNDS	60	at BYU (12/03/13)
	56	at Portland (11/23/13)
ASSISTS	24	at BYU (12/03/13)
	18	at Louisiana Tech (2/8/14)
	18	at Charlotte (01/18/14)
STEALS	10	at Tulsa (02/01/14)
	10	CENTRAL ARKANSAS (12/17/13)
	10	at Oklahoma (11/11/13)
BLOCKED SHOTS	8	OLD DOMINION (2/13/14)
	8	STEPHEN F. AUSTIN (12/15/13)
TURNOVERS	22	SOUTHERN MISS (1/9/14)
	19	UTEP (3/2/14)
FOULS	29	NICHOLLS STATE (11/14/13)
	27	NORTHWOOD (11/8/13)

SUPERLATIVES - NORTH TEXAS TEAM LOWS

POINTS	53	STEPHEN F. AUSTIN (12/15/13)
	53	EAST CAROLINA (2/15/14)
	54	UTEP (3/2/14)
	61	at Texas A&M (12/31/13)
	62	TULANE (1/11/14)
	62	OLD DOMINION (2/13/14)
FIELD GOALS MADE	15	STEPHEN F. AUSTIN (12/15/13)
	16	OLD DOMINION (2/13/14)
FIELD GOAL ATTEMPTS	43	STEPHEN F. AUSTIN (12/15/13)
	47	NICHOLLS STATE (11/14/13)
FIELD GOAL PERCENTAGE	.258 (17-66)	UTEP (3/2/14)
	.320 (16-50)	OLD DOMINION (2/13/14)
3 PT FIELD GOALS MADE	0	WAYLAND BAPTIST (12/21/13)
	1	at MARSHALL (01/16/13)
3 PT FG ATTEMPTS	7	at FIU (02/20/14)
	8	at MARSHALL (01/16/13)
3 PT FG PERCENTAGE	.000 (0-9)	WAYLAND BAPTIST (12/21/13)
	.118 (2-17)	UTEP (3/2/14)
FREE THROWS MADE	5	at BYU (12/03/13)
	6	at Texas A&M (12/31/13)
	6	EAST CAROLINA (2/15/14)
FREE THROW ATTEMPTS	8	EAST CAROLINA (2/15/14)
	14	at BYU (12/03/13)
	14	at Texas A&M (12/31/13)
FREE THROW PERCENTAGE	.357 (5-14)	at BYU (12/03/13)
	.429 (6-14)	at Texas A&M (12/31/13)
REBOUNDS	24	at Florida Atlantic (2/22/14)
	26	MIDDLE TENNESSEE (1/25/14)
	26	at Tulsa (02/01/14)
ASSISTS	2	STEPHEN F. AUSTIN (12/15/13)
	2	UTEP (3/2/14)
STEALS	2	SOUTHEASTERN LA. (11/30/13)
	2	UC RIVERSIDE (1/4/14)
	2	TULSA (3/6/13)
BLOCKED SHOTS	0	TULANE (1/11/14)
	1	at Florida Atlantic (2/22/14)
	1	TULSA (3/6/13)
TURNOVERS	7	vs Columbia (11/21/13)
	7	at Florida Atlantic (2/22/14)
	7	at UTSA (2/27/14)
FOULS	9	EAST CAROLINA (2/15/14)
	14	vs Columbia (11/21/13)

SUPERLATIVES - OPPONENT TEAM HIGHS

POINTS	41	at Texas A&M (12/31/13)
	51	EAST CAROLINA (2/15/14)
	55	CENTRAL ARKANSAS (12/17/13)
	61	SOUTHEASTERN LA. (11/30/13)
	62	at UTSA (2/27/14)
FIELD GOALS MADE	15	at Texas A&M (12/31/13)
	20	at MARSHALL (01/16/13)
	20	EAST CAROLINA (2/15/14)
FIELD GOAL ATTEMPTS	45	SOUTHERN MISS (1/9/14)
	45	at Rice (02/06/14)
FIELD GOAL PERCENTAGE	.300 (15-50)	at Texas A&M (12/31/13)
	.306 (22-72)	UAB (1/23/14)
3 PT FIELD GOALS MADE	3	at Portland (11/23/13)
	3	SOUTHEASTERN LA. (11/30/13)
	3	at FIU (02/20/14)
3 PT FG ATTEMPTS	11	CENTRAL ARKANSAS (12/17/13)
	11	MIDDLE TENNESSEE (1/25/14)
3 PT FG PERCENTAGE	.167 (3-18)	at Portland (11/23/13)
	.188 (3-16)	SOUTHEASTERN LA. (11/30/13)
FREE THROWS MADE	4	EAST CAROLINA (2/15/14)
	7	at Texas A&M (12/31/13)
FREE THROW ATTEMPTS	6	EAST CAROLINA (2/15/14)
	14	vs Columbia (11/21/13)
	14	vs Idaho (11/22/13)
FREE THROW PERCENTAGE	.467 (7-15)	at Texas A&M (12/31/13)
	.474 (9-19)	CENTRAL ARKANSAS (12/17/13)
REBOUNDS	26	NICHOLLS STATE (11/14/13)
	28	CENTRAL ARKANSAS (12/17/13)
	28	EAST CAROLINA (2/15/14)
ASSISTS	5	CENTRAL ARKANSAS (12/17/13)
	6	NORTHWOOD (11/8/13)
	6	MIDDLE TENNESSEE (1/25/14)
STEALS	1	SOUTHEASTERN LA. (11/30/13)
	2	at Florida Atlantic (2/22/14)
BLOCKED SHOTS	0	at MARSHALL (01/16/13)
	1	vs Columbia (11/21/13)
TURNOVERS	5	TULSA (3/6/13)
	6	NICHOLLS STATE (11/14/13)
FOULS	10	at Texas A&M (12/31/13)
	11	EAST CAROLINA (2/15/14)

SUPERLATIVES - NORTH TEXAS INDIVIDUAL HIGHS

Points	24		WILLIAMS, Alzee vs Wayland Baptist (12/21/13)
	24		TAYLOR, T.J. vs Idaho (11/22/13)
	24		WILLIAMS, Alzee at Oklahoma (11/11/13)
	22		WILLIAMS, Alzee vs Northwood (11/8/13)
	21		WILLIAMS, Jordan at Tulsa (02/01/14)
	21		TAYLOR, T.J. at Portland (11/23/13)
	21		ANIEFIOK, Maurice vs Nicholls State (11/14/13)
Field Goals Made	9		WILLIAMS, Alzee at Rice (02/06/14)
	9		VOSS, Colin vs Wayland Baptist (12/21/13)
	9		TAYLOR, T.J. vs Idaho (11/22/13)
	9		WILLIAMS, Alzee vs Northwood (11/8/13)
Field Goal Att.	16		WILLIAMS, Alzee at Rice (02/06/14)
	16		WILLIAMS, Jordan at Tulsa (02/01/14)
FG Pct (min 5 made)	.833	(5-6)	WILLIAMS, Alzee at Texas A&M (12/31/13)
	.818	(9-11)	TAYLOR, T.J. vs Idaho (11/22/13)
3-Point FG Made	5		WALTON, Brandan at Tulsa (02/01/14)
	4		WALTON, Brandan vs Tulsa (3/6/13)
	4		WALTON, Brandan vs UC Riverside (1/4/14)
	4		ANIEFIOK, Maurice at Texas A&M (12/31/13)
	4		WALTON, Brandan vs Incarnate Word (11/26/13)
	4		VAUGHNS, Vertrail vs Columbia (11/21/13)
3-Point FG Att.	8		ANIEFIOK, Maurice vs UTEP (3/2/14)
	8		WALTON, Brandan at Tulsa (02/01/14)
3-Pt FG Pct (min 2 made)	1.000	(3-3)	ANIEFIOK, Maurice vs Nicholls State (11/14/13)
	1.000	(2-2)	JONES, Chris at Oklahoma (11/11/13)
	1.000	(2-2)	WILLIAMS, Alzee at Oklahoma (11/11/13)
Free Throws Made	12		WILLIAMS, Alzee vs Nicholls State (11/14/13)
	10		WILLIAMS, Jordan at MARSHALL (01/16/13)
	10		WILLIAMS, Alzee vs Southeastern La. (11/30/13)
Free Throw Att.	15		WILLIAMS, Alzee vs Southeastern La. (11/30/13)
	14		WILLIAMS, Alzee vs Nicholls State (11/14/13)
FT Pct (min 3 made)	1.000	(6-6)	TAYLOR, T.J. at Charlotte (01/18/14)
	1.000	(6-6)	WILLIAMS, Jordan vs Southeastern La. (11/30/13)
	1.000	(6-6)	VAUGHNS, Vertrail vs Incarnate Word (11/26/13)
	1.000	(5-5)	JONES, Chris vs Southeastern La. (11/30/13)
	1.000	(4-4)	WILLIAMS, Alzee vs Tulsa (3/6/13)
	1.000	(4-4)	VAUGHNS, Vertrail at Florida Atlantic (2/22/14)
	1.000	(4-4)	ANIEFIOK, Maurice vs Old Dominion (2/13/14)
	1.000	(4-4)	WILLIAMS, Jordan vs UAB (1/23/14)
	1.000	(4-4)	WILLIAMS, Alzee at MARSHALL (01/16/13)
	1.000	(4-4)	WILLIAMS, Alzee at Texas A&M (12/31/13)
	1.000	(4-4)	VAUGHNS, Vertrail vs Central Arkansas (12/17/13)
	1.000	(4-4)	WILLIAMS, Alzee vs Central Arkansas (12/17/13)
	1.000	(4-4)	WILLIAMS, Alzee vs Idaho (11/22/13)
	1.000	(4-4)	WILLIAMS, Alzee vs Columbia (11/21/13)
	1.000	(4-4)	WALTON, Brandan vs Nicholls State (11/14/13)
	1.000	(3-3)	VAUGHNS, Vertrail vs Tulsa (3/6/13)
	1.000	(3-3)	WILLIAMS, Alzee at UTSA (2/27/14)
	1.000	(3-3)	VOSS, Colin at UTSA (2/27/14)
	1.000	(3-3)	WILLIAMS, Alzee at Louisiana Tech (2/8/14)
	1.000	(3-3)	WILLIAMS, Jordan vs Nicholls State (11/14/13)
	1.000	(3-3)	WILLIAMS, Jordan at Oklahoma (11/11/13)
Rebounds	12		VOSS, Colin vs Southeastern La. (11/30/13)

SUPERLATIVES - NORTH TEXAS INDIVIDUAL HIGHS

	11	WILLIAMS, Jordan vs UTEP (3/2/14)
	11	VOSS, Colin vs Central Arkansas (12/17/13)
Assists	8	JONES, Chris at MARSHALL (01/16/13)
	7	JONES, Chris at FIU (02/20/14)
	7	JONES, Chris at Louisiana Tech (2/8/14)
	7	JONES, Chris vs UAB (1/23/14)
	7	JONES, Chris vs Incarnate Word (11/26/13)
Steals	5	JONES, Chris vs Old Dominion (2/13/14)
	4	JONES, Chris vs East Carolina (2/15/14)
	4	JONES, Chris vs Middle Tennessee (1/25/14)
	4	JONES, Chris at MARSHALL (01/16/13)
	4	JONES, Chris vs Columbia (11/21/13)
	4	WALTON, Brandan vs Northwood (11/8/13)
Blocked Shots	4	COLEMAN, Keith vs Incarnate Word (11/26/13)
	3	FLANNIGAN, Armani at FIU (02/20/14)
	3	COLEMAN, Keith at BYU (12/03/13)
	3	FLANNIGAN, Armani vs Columbia (11/21/13)
Turnovers	5	WILLIAMS, Jordan at Tulsa (02/01/14)
	5	JONES, Chris at Tulsa (02/01/14)
	5	TAYLOR, T.J. at MARSHALL (01/16/13)
	5	TAYLOR, T.J. vs Southern Miss (1/9/14)
	5	VAUGHNS, Vertrail vs Central Arkansas (12/17/13)
	5	WILLIAMS, Jordan vs Stephen F. Austin (12/15/13)
	5	JONES, Chris vs Northwood (11/8/13)
Fouls	5	ANIEFIOK, Maurice vs Tulsa (3/6/13)
	5	VOSS, Colin vs Tulsa (3/6/13)
	5	GAINES, Kelvin vs Tulsa (3/6/13)
	5	WALTON, Brandan vs UTEP (3/2/14)
	5	GAINES, Kelvin at Florida Atlantic (2/22/14)
	5	JONES, Chris at Louisiana Tech (2/8/14)
	5	VOSS, Colin at MARSHALL (01/16/13)
	5	ANIEFIOK, Maurice at MARSHALL (01/16/13)
	5	GAINES, Kelvin vs Southern Miss (1/9/14)
	5	COLEMAN, Keith vs Southern Miss (1/9/14)
	5	WALTON, Brandan vs Central Arkansas (12/17/13)
	5	ANIEFIOK, Maurice at Portland (11/23/13)
	5	JONES, Chris at Oklahoma (11/11/13)

SUPERLATIVES - OPPONENT INDIVIDUAL HIGHS

Points	31		MURPHY, Tymell at FIU (02/20/14)
	27		Raffington, Justin at Florida Atlantic (2/22/14)
	27		Thomas, Dantrell vs Nicholls State (11/14/13)
	26		Bertone, Pablo at Florida Atlantic (2/22/14)
	26		CANTY, Kareem at MARSHALL (01/16/13)
Field Goals Made	12		MURPHY, Tymell at FIU (02/20/14)
	11		Bertone, Pablo at Florida Atlantic (2/22/14)
Field Goal Att.	21		FRAZIER, Chad vs UAB (1/23/14)
	21		Madison, Stephen vs Idaho (11/22/13)
FG Pct (min 5 made)	1.000	(6-6)	McGregor, Edrico at UTSA (2/27/14)
	.800	(8-10)	OBI, Sean at Rice (02/06/14)
3-Point FG Made	5		MOSLEY, Ambrose vs Old Dominion (2/13/14)
	5		Walker, Deshaunt vs Stephen F. Austin (12/15/13)
	5		Lo, Maodo vs Columbia (11/21/13)
	5		Carpenter, T.J. vs Nicholls State (11/14/13)
3-Point FG Att.	10		FRAZIER, Chad vs UAB (1/23/14)
	9		RICHMOND, Akeem vs East Carolina (2/15/14)
	9		Mullins, Grant vs Columbia (11/21/13)
3-Pt FG Pct (min 2 made)	1.000	(2-2)	FLAGGERT, Jake vs UTEP (3/2/14)
	.800	(4-5)	BACOTE, Aaron vs Old Dominion (2/13/14)
	.800	(4-5)	SMITH, Kenneth at Louisiana Tech (2/8/14)
Free Throws Made	11		HARRISON, Shaquille vs Tulsa (3/6/13)
	9		RAMLJAK, Austin at Rice (02/06/14)
	9		Badillo, Mitchell vs Incarnate Word (11/26/13)
Free Throw Att.	16		HARRISON, Shaquille vs Tulsa (3/6/13)
	13		HAMILTON, Alex at Louisiana Tech (2/8/14)
FT Pct (min 3 made)	1.000	(7-7)	BOARDINGHAM, Daveon vs Southern Miss (1/9/14)
	1.000	(7-7)	CRAIG, Michael vs Southern Miss (1/9/14)
	1.000	(6-6)	MOSLEY, Ambrose vs Old Dominion (2/13/14)
	1.000	(6-6)	MCNEAIL, Kenyon at Louisiana Tech (2/8/14)
	1.000	(6-6)	HAMMONDS, Kerry vs Middle Tennessee (1/25/14)
	1.000	(6-6)	BROOKS, Jerrold vs Southern Miss (1/9/14)
	1.000	(6-6)	Hield, Buddy at Oklahoma (11/11/13)
	1.000	(5-5)	HUNTER, Vince vs UTEP (3/2/14)
	1.000	(5-5)	Hawkins, JaMichael vs Southeastern La. (11/30/13)
	1.000	(4-4)	WILLIAMS, Terrence at Charlotte (01/18/14)
	1.000	(4-4)	HAWS, Tyler at BYU (12/03/13)
	1.000	(4-4)	Burmeister, Sam vs Incarnate Word (11/26/13)
	1.000	(4-4)	Dean, Glen vs Idaho (11/22/13)
	1.000	(4-4)	Mullins, Grant vs Columbia (11/21/13)
	1.000	(3-3)	Lewis, Keon at UTSA (2/27/14)
	1.000	(3-3)	WOODARD, James at Tulsa (02/01/14)
	1.000	(3-3)	REPICHOWSKI, Stevie at Tulsa (02/01/14)
	1.000	(3-3)	THOMAS, Kevin vs Tulane (1/11/14)
	1.000	(3-3)	Walker, Deshaunt vs Stephen F. Austin (12/15/13)
Rebounds	16		NICHOLAS, Ryan at Portland (11/23/13)
	15		Johns, Taylor vs UC Riverside (1/4/14)
Assists	11		CARLINO, Matt at BYU (12/03/13)
	10		SMITH, Kenneth at Louisiana Tech (2/8/14)
Steals	5		GEARHART, Seth at Rice (02/06/14)
	5		Massenburge, Jerrick vs Northwood (11/8/13)
Blocked Shots	5		TAYLOR, Denzell vs Old Dominion (2/13/14)
	4		SWANNEGAN, Brandon at Tulsa (02/01/14)

SUPERLATIVES - OPPONENT INDIVIDUAL HIGHS

	4	THOMAS, Kevin vs Tulane (1/11/14)
Turnovers	7	CARLINO, Matt at BYU (12/03/13)
	5	HUNTER, Vince vs UTEP (3/2/14)
	5	SMITH, Rashad at Tulsa (02/01/14)
	5	KNIGHT, Tweety vs Middle Tennessee (1/25/14)
	5	CRAIG, Michael vs Southern Miss (1/9/14)
	5	NICHOLAS, Ryan at Portland (11/23/13)
	5	Mullins, Grant vs Columbia (11/21/13)
Fouls	5	Jones, Phillip at UTSA (2/27/14)
	5	CAMPBELL, Paris vs East Carolina (2/15/14)
	5	SWANNEGAN, Brandon at Tulsa (02/01/14)
	5	TAYLOR, Ryan at MARSHALL (01/16/13)
	5	Devenny, Lucas vs UC Riverside (1/4/14)
	5	Travis Payton vs Wayland Baptist (12/21/13)
	5	Markolf, Ian vs Incarnate Word (11/26/13)
	5	Horton, Anthony vs Incarnate Word (11/26/13)
	5	NICHOLAS, Ryan at Portland (11/23/13)
	5	Carpenter, T.J. vs Nicholls State (11/14/13)
	5	Clark, Cameron at Oklahoma (11/11/13)
	5	Massenburge, Jerrick vs Northwood (11/8/13)

Official Basketball Box Score -- Game Totals -- Final Statistics
Northwood vs North Texas
11/8/13 5:00 p.m. at the Super Pit (Denton, Texas)

Northwood 67 • 1-0

Table with columns: #, Player, FG-FGA, 3-Ptr, FT-FTA, Rebounds, PF, TP, A TO Blk Stl, Min. Includes team totals and shooting percentages.

North Texas 72 • 1-0

Table with columns: #, Player, FG-FGA, 3-Ptr, FT-FTA, Rebounds, PF, TP, A TO Blk Stl, Min. Includes team totals and shooting percentages.

Officials: Brent Meaux, Clyde Owens, James Durham
Technical fouls: Northwood-None, North Texas-None.
Attendance: 2236

Score by periods table showing 1st, 2nd, and Total scores for Northwood and North Texas.

Last FG - NU 2nd-00:03, NT 2nd-00:06.
Largest lead - NU by 1 1st-05:16, NT by 10 1st-14:14.

Points in game table showing In, Off, 2nd, Fast, Bench points for NU and NT.

Score tied - 2 times.
Lead changed - 2 times.

Official Basketball Box Score -- Game Totals -- Final Statistics
North Texas vs Oklahoma
11/11/13 7 p.m. at Norman, Okla. (Lloyd Noble Center)

North Texas 82 • 1-1

Table with columns: #, Player, FG-FGA, 3-Ptr, FT-FTA, Rebounds, PF, TP, A TO Blk Stl, Min. Includes team totals and shooting percentages.

Oklahoma 95 • 2-0

Table with columns: #, Player, FG-FGA, 3-Ptr, FT-FTA, Rebounds, PF, TP, A TO Blk Stl, Min. Includes team totals and shooting percentages.

Officials: Joe DeRosa, Tom O'Neill, Michael Stephens
Technical fouls: North Texas-COLEMAN, Keith, Oklahoma-None.
Attendance: 9288
Estimated Attendance: 3475

Score by periods table showing 1st, 2nd, and Total scores for North Texas and Oklahoma.

Last FG - NT 2nd-00:17, OU 2nd-01:58.
Largest lead - NT by 4 1st-19:07, OU by 15 2nd-01:58.

Points in game table showing In, Off, 2nd, Fast, Bench points for NT and OU.

Score tied - 0 times.
Lead changed - 1 time.

Official Basketball Box Score -- Game Totals -- Final Statistics
Nicholls State vs North Texas
11/14/13 7:00 p.m. at the Super Pit (Denton, Texas)

Nicholls State 78 • 0-2

Table with columns: #, Player, FG-FGA, 3-Ptr, FT-FTA, Rebounds, PF, TP, A TO Blk Stl, Min. Includes team totals and shooting percentages.

North Texas 92 • 2-1

Table with columns: #, Player, FG-FGA, 3-Ptr, FT-FTA, Rebounds, PF, TP, A TO Blk Stl, Min. Includes team totals and shooting percentages.

Officials: Kelly Self, Roderick Dixon, Greg Rennegebar
Technical fouls: Nicholls State-None, North Texas-None.
Attendance: 2146

Score by periods table showing 1st, 2nd, and Total scores for Nicholls State and North Texas.

Last FG - NICH 2nd-00:10, NT 2nd-00:52.
Largest lead - NICH by 8 1st-08:19, NT by 16 2nd-00:22.

Points in game table showing In, Off, 2nd, Fast, Bench points for NICH and NT.

Score tied - 10 times.
Lead changed - 11 times.

Official Basketball Box Score -- Game Totals -- Final Statistics
Columbia vs North Texas
11/21/13 2:00 PM at Portland, Ore. (Chiles Center)

Columbia 70 • 2-2

Table with columns: #, Player, FG-FGA, 3-Ptr, FT-FTA, Rebounds, PF, TP, A TO Blk Stl, Min. Includes team totals and shooting percentages.

North Texas 66 • 2-2

Table with columns: #, Player, FG-FGA, 3-Ptr, FT-FTA, Rebounds, PF, TP, A TO Blk Stl, Min. Includes team totals and shooting percentages.

Officials: Scott Brown, Jeffrey Kent, Justin Shamion
Technical fouls: Columbia-None, North Texas-None.
Attendance:

Score by periods table showing 1st, 2nd, and Total scores for Columbia and North Texas.

Last FG - COL 2nd-02:10, NT 2nd-01:08.
Largest lead - COL by 13 1st-04:01, NT by 3 1st-13:24.

Points in game table showing In, Off, 2nd, Fast, Bench points for COL and NT.

Score tied - 4 times.
Lead changed - 3 times.

Official Basketball Box Score -- Game Totals -- Final Statistics
North Texas vs Idaho
11/23/13 4:30 PM at Portland, Ore. (Chiles Center)

North Texas 76 • 2-3

Table with columns: #, Player, Total FG-FGA, 3-Ptr FG-FGA, FT-FTA, Rebounds Off Def Tot, PF, TP, A TO Blk Stl, Min. Includes player stats for VAUGHNS, WILLIAMS, JONES, etc.

FG % 1st Half: 14-28 50.0% 2nd half: 15-38 39.5% Game: 29-66 43.9%
3FG % 1st Half: 0-4 0.0% 2nd half: 3-10 30.0% Game: 3-14 21.4%
FT % 1st Half: 5-11 45.5% 2nd half: 10-15 66.7% Game: 15-26 57.7%

Idaho 87 • 3-2

Table with columns: #, Player, Total FG-FGA, 3-Ptr FG-FGA, FT-FTA, Rebounds Off Def Tot, PF, TP, A TO Blk Stl, Min. Includes player stats for Dean, Hill, Seck, etc.

FG % 1st Half: 19-37 51.4% 2nd half: 14-29 48.3% Game: 33-66 50.0%
3FG % 1st Half: 2-10 20.0% 2nd half: 6-8 75.0% Game: 8-18 44.4%
FT % 1st Half: 2-2 100.0% 2nd half: 11-12 91.7% Game: 13-14 92.9%

Officials: Klaus Endrissat, Nate Harris, Jeffrey Kent
Technical fouls: North Texas-None. Idaho-None.
Attendance:

Score by periods table with columns: 1st, 2nd, Total. Shows scores for North Texas (33, 43, 76) and Idaho (42, 45, 87).

Points In Off 2nd Fast table with columns: Points, In Paint, T/O, Chance, Break, Bench. Shows stats for NT and ID.

Last FG - NT 2nd-00:51, ID 2nd-03:21.
Largest lead - NT by 3 1st-17:52, ID by 24 2nd-14:38.

Score tied - 1 time.
Lead changed - 1 time.

Official Basketball Box Score -- Game Totals -- Final Statistics
North Texas vs Portland
11/23/13 7:00 PM at Portland, Ore. (Chiles Center)

North Texas 77 • 3-3

Table with columns: #, Player, Total FG-FGA, 3-Ptr FG-FGA, FT-FTA, Rebounds Off Def Tot, PF, TP, A TO Blk Stl, Min. Includes player stats for WALTON, WILLIAMS, JONES, etc.

FG % 1st Half: 9-29 31.0% 2nd half: 14-30 46.7% OT: 7-9 77.8% Game: 30-68 44.1%
3FG % 1st Half: 2-7 28.6% 2nd half: 2-5 40.0% OT: 4-4 100.0% Game: 8-16 50.0%
FT % 1st Half: 0-2 0.0% 2nd half: 3-6 50.0% OT: 6-10 60.0% Game: 9-18 50.0%

Portland 72 • 3-3

Table with columns: #, Player, Total FG-FGA, 3-Ptr FG-FGA, FT-FTA, Rebounds Off Def Tot, PF, TP, A TO Blk Stl, Min. Includes player stats for BAILEY, PRESSLEY, WINTERING, etc.

FG % 1st Half: 12-37 32.4% 2nd half: 9-24 37.5% OT: 6-12 50.0% Game: 27-73 37.0%
3FG % 1st Half: 2-12 16.7% 2nd half: 0-2 0.0% OT: 1-4 25.0% Game: 3-18 16.7%
FT % 1st Half: 2-6 33.3% 2nd half: 7-13 53.8% OT: 6-8 75.0% Game: 15-27 55.6%

Officials: Michael Irving, Gregory Nixon, Nate Harris
Technical fouls: North Texas-None. Portland-None.
Attendance: 1668

Score by periods table with columns: 1st, 2nd, OT, Total. Shows scores for North Texas (20, 33, 10, 14, 77) and Portland (28, 25, 10, 9, 72).

Last FG - NT OT2-00:36, POR OT2-00:01.
Largest lead - NT by 7 OT2-00:07, POR by 14 2nd-16:47.

Score tied - 10 times.
Lead changed - 9 times.

Official Basketball Box Score -- Game Totals -- Final Statistics
Incarnate Word vs North Texas
11/26/13 7:00 p.m. at the Super Pit (Denton, Texas)

Incarnate Word 67 • 5-1

Table with columns: #, Player, Total FG-FGA, 3-Ptr FG-FGA, FT-FTA, Rebounds Off Def Tot, PF, TP, A TO Blk Stl, Min. Includes player stats for Markolf, Hittle, Livingston, etc.

FG % 1st Half: 7-29 24.1% 2nd half: 16-42 38.1% Game: 23-71 32.4%
3FG % 1st Half: 1-6 16.7% 2nd half: 4-10 40.0% Game: 5-16 31.3%
FT % 1st Half: 1-3 33.3% 2nd half: 15-16 93.8% Game: 16-19 84.2%

North Texas 84 • 4-3

Table with columns: #, Player, Total FG-FGA, 3-Ptr FG-FGA, FT-FTA, Rebounds Off Def Tot, PF, TP, A TO Blk Stl, Min. Includes player stats for VOSS, COLEMAN, WALTON, etc.

FG % 1st Half: 16-32 50.0% 2nd half: 10-27 37.0% Game: 26-59 44.1%
3FG % 1st Half: 3-8 37.5% 2nd half: 4-7 57.1% Game: 7-15 46.7%
FT % 1st Half: 7-10 70.0% 2nd half: 18-28 64.3% Game: 25-38 65.8%

Officials: Kelly Self, Rick Randall, Kelly Pfeifer
Technical fouls: Incarnate Word-None. North Texas-None.
Attendance:

Score by periods table with columns: 1st, 2nd, Total. Shows scores for Incarnate Word (16, 51, 67) and North Texas (42, 42, 84).

Points In Off 2nd Fast table with columns: Points, In Paint, T/O, Chance, Break, Bench. Shows stats for UIW and NT.

Last FG - UIW 2nd-02:31, NT 2nd-00:20.
Largest lead - UIW None, NT by 28 2nd-18:56.

Score tied - 0 times.
Lead changed - 0 times.

Official Basketball Box Score -- Game Totals -- Final Statistics
North Texas vs Portland
11/23/13 7:00 PM at Portland, Ore. (Chiles Center)

North Texas 77 • 3-3

Table with columns: #, Player, Total FG-FGA, 3-Ptr FG-FGA, FT-FTA, Rebounds Off Def Tot, PF, TP, A TO Blk Stl, Min. Includes player stats for WALTON, WILLIAMS, JONES, etc.

FG % 1st Half: 9-29 31.0% 2nd half: 14-30 46.7% OT: 7-9 77.8% Game: 30-68 44.1%
3FG % 1st Half: 2-7 28.6% 2nd half: 2-5 40.0% OT: 4-4 100.0% Game: 8-16 50.0%
FT % 1st Half: 0-2 0.0% 2nd half: 3-6 50.0% OT: 6-10 60.0% Game: 9-18 50.0%

Portland 72 • 3-3

Table with columns: #, Player, Total FG-FGA, 3-Ptr FG-FGA, FT-FTA, Rebounds Off Def Tot, PF, TP, A TO Blk Stl, Min. Includes player stats for BAILEY, PRESSLEY, WINTERING, etc.

FG % 1st Half: 12-37 32.4% 2nd half: 9-24 37.5% OT: 6-12 50.0% Game: 27-73 37.0%
3FG % 1st Half: 2-12 16.7% 2nd half: 0-2 0.0% OT: 1-4 25.0% Game: 3-18 16.7%
FT % 1st Half: 2-6 33.3% 2nd half: 7-13 53.8% OT: 6-8 75.0% Game: 15-27 55.6%

Officials: Michael Irving, Gregory Nixon, Nate Harris
Technical fouls: North Texas-None. Portland-None.
Attendance: 1668

Score by periods table with columns: 1st, 2nd, OT, Total. Shows scores for North Texas (20, 33, 10, 14, 77) and Portland (28, 25, 10, 9, 72).

Last FG - NT OT2-00:36, POR OT2-00:01.
Largest lead - NT by 7 OT2-00:07, POR by 14 2nd-16:47.

Score tied - 10 times.
Lead changed - 9 times.

Official Basketball Box Score -- Game Totals -- Final Statistics
North Texas vs BYU
 12/03/13 7:05 pm at Provo, Utah, Marriott Center

North Texas 67 • 5-4, 0-0

#	Player	Total		3-Ptr		Rebounds		PF	TP	A	TO	Blk	Stl	Min
		FG-FGA	FG-FGA	FT-FTA	Off	Def	Off							
00	VAUGHNS, Vertrail	* 4-14	1-5	0-0	0	3	3	2	9	3	2	0	1	24
03	WILLIAMS, Alzee	* 3-7	0-0	0-3	1	2	3	1	6	0	1	0	1	30
05	JONES, Chris	* 3-12	0-0	3-5	0	2	2	3	9	6	3	0	0	21
33	VOSS, Colin	* 1-4	0-0	0-0	1	2	3	2	2	0	0	0	1	31
44	COLEMAN, Keith	* 2-3	0-0	1-2	2	4	6	3	5	0	3	3	0	29
01	ANIEFIOK, Maurice	4-7	3-5	0-0	0	6	6	4	11	2	1	1	0	11
02	WALTON, Brandon	1-7	1-5	0-0	0	4	4	3	3	0	0	0	0	20
04	FLANNIGAN, Armani	3-3	0-0	0-0	0	1	1	0	6	0	0	1	1	5
21	TAYLOR, T.J.	4-8	1-3	0-2	1	0	1	2	9	2	1	0	1	19
22	WESLEY, Greg	0-0	0-0	0-0	0	0	0	0	0	0	0	0	1	0
23	WILLIAMS, Jordan	3-14	0-5	1-2	3	2	5	0	7	0	1	0	2	10
Team						0		4						
Totals		28-79	6-23	5-14	8	30	38	20	67	13	12	5	8	200

FG % 1st Half: 16-41 39.0% 2nd half: 12-38 31.6% Game: 28-79 35.4% Deadball Rebounds 5
 3FG % 1st Half: 3-12 25.0% 2nd half: 3-11 27.3% Game: 6-23 26.1%
 FT % 1st Half: 0-2 0.0% 2nd half: 5-12 41.7% Game: 5-14 35.7%

BYU 97 • 7-2, 0-0

#	Player	Total		3-Ptr		Rebounds		PF	TP	A	TO	Blk	Stl	Min
		FG-FGA	FG-FGA	FT-FTA	Off	Def	Off							
00	MIKA, Eric	* 7-16	0-0	3-5	5	6	11	1	17	0	1	1	0	29
02	CARLINO, Matt	* 2-11	0-2	1-2	0	10	10	1	5	11	7	0	3	29
03	HAWS, Tyler	* 9-12	1-2	4-4	1	3	4	2	23	1	1	0	0	25
05	COLLINSWORTH, Kyle	* 8-12	0-0	1-1	2	3	5	3	17	6	3	0	1	29
33	AUSTIN, Nate	* 3-6	0-0	4-5	2	11	13	4	10	2	2	3	1	29
12	SHARP, Josh	0-0	0-0	0-0	1	4	5	0	0	0	1	0	0	3
13	JOHNSTON, Andrew	0-1	0-1	0-0	0	0	0	0	0	0	0	0	0	2
20	WINDER, Anson	2-2	0-0	0-0	0	2	2	1	4	2	0	0	0	14
23	HALFORD, Skyler	5-7	3-5	3-4	0	2	2	2	16	1	0	0	0	20
24	BARTLEY IV, Frank	1-8	0-2	1-2	1	2	3	1	3	1	0	1	2	13
41	WORTHINGTON, Luke	1-2	0-0	0-1	0	2	2	0	2	0	0	0	0	6
45	PINGREE, Graham	0-0	0-0	0-0	0	0	0	0	0	0	0	0	0	1
Team						1		2						
Totals		38-77	4-12	17-24	13	47	60	15	97	24	15	5	7	200

FG % 1st Half: 17-35 48.6% 2nd half: 21-42 50.0% Game: 38-77 49.4% Deadball Rebounds 3
 3FG % 1st Half: 2-6 33.3% 2nd half: 2-6 33.3% Game: 4-12 33.3%
 FT % 1st Half: 6-9 66.7% 2nd half: 11-15 73.3% Game: 17-24 70.8%

Officials: Michael Greenstein, Michael Scyphers, Rob Rorke
 Technical fouls: North Texas-None. BYU-None.
 Attendance: 13908

Score by periods	1st	2nd	Total
North Texas	35	32	67
BYU	42	55	97

Points	In Paint	Off T/O	2nd Chance	Fast Break	Bench
NT	30	12	5	2	36
BYU	58	18	13	26	25

Last FG - NT 2nd-00:41, BYU 2nd-00:30.
 Largest lead - NT by 5 1st-18:01, BYU by 30 2nd-02:55.

Score tied - 6 times.
 Lead changed - 9 times.

Official Basketball Box Score -- Game Totals -- Final Statistics
Central Arkansas vs North Texas
 12/17/13 11:30 a.m. at the Super Pit (Denton, Texas)

Central Arkansas 55 • 2-6

#	Player	Total		3-Ptr		Rebounds		PF	TP	A	TO	Blk	Stl	Min
		FG-FGA	FG-FGA	FT-FTA	Off	Def	Off							
00	Lee, Ethan	f 2-4	0-0	0-0	0	0	0	3	4	0	0	0	0	15
04	Jackson, Jalen	f 2-8	0-2	1-4	3	7	10	4	5	1	4	0	1	32
10	Glasco, Phabian	f 6-8	0-0	0-1	0	1	1	4	12	0	0	0	2	28
01	McClure, DeShone	g 7-16	2-5	7-9	0	1	1	2	23	0	0	1	2	35
11	Wells, Oliver	g 0-5	0-1	0-0	1	2	3	1	0	1	2	0	2	29
03	Ball, Aubrey	1-3	0-0	0-3	0	1	1	0	2	1	0	0	0	8
13	Brown, Lenell	0-1	0-1	0-0	0	0	0	1	0	0	0	0	1	11
24	Williamson, Chasen	0-0	0-0	0-0	0	0	0	0	0	0	0	0	0	3
30	Rice, DuShaun	1-2	1-1	0-0	0	1	1	0	3	1	0	0	0	4
33	Drew, Jeff	0-0	0-0	0-0	0	0	0	0	0	0	1	0	1	6
35	Berete, Daouda	2-6	1-1	1-2	2	5	7	3	6	1	1	0	2	29
Team						3		4						
Totals		21-53	4-11	9-19	9	19	28	18	55	5	9	2	10	200

FG % 1st Half: 9-26 34.6% 2nd half: 12-27 44.4% Game: 21-53 39.6% Deadball Rebounds 5
 3FG % 1st Half: 2-5 40.0% 2nd half: 2-6 33.3% Game: 4-11 36.4%
 FT % 1st Half: 3-6 50.0% 2nd half: 6-13 46.2% Game: 9-19 47.4%

North Texas 64 • 6-5

#	Player	Total		3-Ptr		Rebounds		PF	TP	A	TO	Blk	Stl	Min
		FG-FGA	FG-FGA	FT-FTA	Off	Def	Off							
33	VOSS, Colin	f 3-3	0-0	7-10	3	8	11	1	13	1	1	0	0	26
44	COLEMAN, Keith	f 2-3	0-0	0-0	1	4	5	1	4	0	1	0	1	15
02	WALTON, Brandon	g 1-1	1-1	0-0	0	0	0	5	3	1	1	0	0	10
03	WILLIAMS, Alzee	g 3-10	0-1	4-4	0	2	2	1	10	2	1	0	2	34
23	WILLIAMS, Jordan	g 4-9	1-4	2-3	3	2	5	2	11	0	4	0	0	27
00	VAUGHNS, Vertrail	0-6	0-2	4-4	2	1	3	0	4	3	5	0	1	19
01	ANIEFIOK, Maurice	1-5	1-5	3-4	1	8	9	3	6	0	0	0	0	27
04	FLANNIGAN, Armani	1-3	0-0	1-2	1	3	1	3	3	1	1	2	0	13
21	TAYLOR, T.J.	4-8	1-3	1-3	0	2	2	3	10	2	2	0	0	29
Team						3		0						
Totals		19-48	4-16	22-30	15	28	43	17	64	10	16	2	4	200

FG % 1st Half: 9-24 37.5% 2nd half: 10-24 41.7% Game: 19-48 39.6% Deadball Rebounds 3
 3FG % 1st Half: 2-8 25.0% 2nd half: 2-8 25.0% Game: 4-16 25.0%
 FT % 1st Half: 10-12 83.3% 2nd half: 12-18 66.7% Game: 22-30 73.3%

Officials: Pat Adams, Kevin Mathis, Jon Stigliano
 Technical fouls: Central Arkansas-None. North Texas-None.
 Attendance: 3664

Score by periods	1st	2nd	Total
Central Arkansas	23	32	55
North Texas	30	34	64

Points	In Paint	Off T/O	2nd Chance	Fast Break	Bench
UCA	20	19	6	2	11
NT	20	10	17	6	23

Last FG - UCA 2nd-00:30, NT 2nd-02:16.
 Largest lead - UCA by 3 2nd-08:56, NT by 10 2nd-17:42.

Score tied - 5 times.
 Lead changed - 8 times.

Official Basketball Box Score -- Game Totals -- Final Statistics
Stephen F. Austin vs North Texas
 12/15/13 1:00 p.m. at the Super Pit (Denton, Texas)

Stephen F. Austin 87 • 9-2

#	Player	Total		3-Ptr		Rebounds		PF	TP	A	TO	Blk	Stl	Min
		FG-FGA	FG-FGA	FT-FTA	Off	Def	Off							
04	Gajic, Nikola	f 3-10	0-4	2-2	2	5	7	3	8	2	0	1	4	23
34	Parker, Jacob	f 5-10	1-1	3-4	1	3	4	1	14	3	2	2	0	30
00	Walkup, Thomas	g 3-5	0-1	7-8	4	1	5	2	13	1	2	0	2	30
10	Pinkney, Trey	g 3-4	0-1	2-2	0	2	2	4	8	2	0	0	0	18
25	Haymon, Desmond	g 1-6	0-3	5-6	0	4	4	1	7	0	2	0	1	25
03	Walker, Deshaunt	7-9	5-7	3-3	1	0	1	2	22	3	0	0	1	22
05	Dotson, Justin	0-1	0-0	0-0	0	0	0	2	0	0	0	0	0	4
11	Westbrook, Reed	0-2	0-1	2-2	0	0	0	2	0	0	0	0	0	3
12	Cameron, Dallas	2-3	1-1	2-2	1	0	1	4	7	0	2	0	0	13
15	Brown-White, Ben	0-0	0-0	0-0	0	0	0	0	0	0	0	0	1	3
21	Martin, Jason	0-1	0-0	0-0	1	0	1	0	0	0	0	0	0	2
30	Clayton, Tanner	2-4	0-0	0-0	2	2	4	2	4	1	1	3	0	18
31	Brooks, Connor	1-1	0-0	0-0	0	1	1	0	2	0	1	1	0	6
33	Costello, Patrick	0-0	0-0	0-0	0	1	1	1	0	0	0	0	0	3
Team						1		2						
Totals		27-56	7-19	26-29	13	21	34	23	87	12	10	8	8	200

FG % 1st Half: 17-30 56.7% 2nd half: 10-26 38.5% Game: 27-56 48.2% Deadball Rebounds 2
 3FG % 1st Half: 5-13 38.5% 2nd half: 2-6 33.3% Game: 7-19 36.8%
 FT % 1st Half: 8-9 88.9% 2nd half: 18-20 90.0% Game: 26-29 89.7%

North Texas 53 • 5-5

#	Player	Total		3-Ptr	
---	--------	-------	--	-------	--

Official Basketball Box Score - Game Totals - Final Statistics
North Texas vs Texas A&M
12/31/13 4:30 PM at Reed Arena (College Station, TX)

Official Basketball Box Score - Game Totals - Final Statistics
UC Riverside vs North Texas
1/4/14 2:00 p.m. at the Super Pit (Denton, Texas)

North Texas 61 • 8-5

Table with columns: #, Player, FG-FGA, 3-Ptr, FT-FTA, Rebounds, PF, TP, A TO Blk Stl, Min. Rows include WILLIAMS, Alzee; FLANNIGAN, Armani; JONES, Chris; WILLIAMS, Jordan; VOSS, Colin; VAUGHNS, Vertrail; ANIEFIK, Maurice; WALTON, Brandon; TAYLOR, T.J.; GAINES, Kelvin; Team.

FG % 1st Half: 15-26 57.7% 2nd half: 10-23 43.5% Game: 25-49 51.0%
3FG % 1st Half: 4-8 50.0% 2nd half: 1-6 16.7% Game: 5-14 35.7%
FT % 1st Half: 2-6 33.3% 2nd half: 4-8 50.0% Game: 6-14 42.9%

Texas A&M 41 • 8-4

Table with columns: #, Player, FG-FGA, 3-Ptr, FT-FTA, Rebounds, PF, TP, A TO Blk Stl, Min. Rows include Green, Jordan; Roberson, Kourtney; Caruso, Alex; Jones, Jamal; Space, Antwan; Smith, Shawn; Miller, Tavario; Harris, Fabyon; Fitzgerald, Davonte; Johns, Dylan; Team.

FG % 1st Half: 7-23 30.4% 2nd half: 8-27 29.6% Game: 15-50 30.0%
3FG % 1st Half: 2-10 20.0% 2nd half: 2-8 25.0% Game: 4-18 22.2%
FT % 1st Half: 3-4 75.0% 2nd half: 4-11 36.4% Game: 7-15 46.7%

Officials: Tony Greene, Lamar Smith, Rick Hartzell
Technical fouls: North Texas-None, Texas A&M-None.
Attendance: 4564

Score by periods table with columns: 1st, 2nd, Total. Rows for North Texas (36, 25, 61) and Texas A&M (19, 22, 41).

Last FG - NT 2nd-01:22, TAMU 2nd-00:13.
Largest lead - NT by 23 2nd-01:22, TAMU by 6 1st-17:07.

Score tied - 3 times.
Lead changed - 1 time.

UC Riverside 72 • 5-9

Table with columns: #, Player, FG-FGA, 3-Ptr, FT-FTA, Rebounds, PF, TP, A TO Blk Stl, Min. Rows include Devenny, Lucas; Thornton, Steven; Johns, Taylor; Gruninger, Nick; Finley, Sam; Jones, Steven; Harriel, Chris; Gruber, Colin; Quick, Austin; Team.

FG % 1st Half: 8-21 38.1% 2nd half: 17-38 44.7% Game: 25-59 42.4%
3FG % 1st Half: 1-8 12.5% 2nd half: 6-10 60.0% Game: 7-18 38.9%
FT % 1st Half: 10-16 62.5% 2nd half: 5-8 62.5% Game: 15-24 62.5%

North Texas 76 • 9-5

Table with columns: #, Player, FG-FGA, 3-Ptr, FT-FTA, Rebounds, PF, TP, A TO Blk Stl, Min. Rows include FLANNIGAN, Armani; VOSS, Colin; WILLIAMS, Alzee; JONES, Chris; WILLIAMS, Jordan; VAUGHNS, Vertrail; ANIEFIK, Maurice; WALTON, Brandon; TAYLOR, T.J.; GAINES, Kelvin; COLEMAN, Keith; Team.

FG % 1st Half: 13-29 44.8% 2nd half: 11-25 44.0% Game: 24-54 44.4%
3FG % 1st Half: 4-8 50.0% 2nd half: 3-8 37.5% Game: 7-16 43.8%
FT % 1st Half: 3-4 75.0% 2nd half: 18-27 66.7% Game: 21-31 67.7%

Officials: Kevin Mathis, Jeb Hartness, Clyde Owens
Technical fouls: UC Riverside-None, North Texas-None.
Attendance: 1872

Score by periods table with columns: 1st, 2nd, Total. Rows for UC Riverside (27, 45, 72) and North Texas (33, 43, 76).

Last FG - UCRMBK 2nd-00:12, NT 2nd-00:05.
Largest lead - UCRMBK by 2 1st-17:18, NT by 16 2nd-12:33.

Score tied - 3 times.
Lead changed - 2 times.

Official Basketball Box Score - Game Totals - Final Statistics
Southern Miss vs North Texas
1/9/14 7:00 p.m. at the Super Pit (Denton, Texas)

Official Basketball Box Score - Game Totals - Final Statistics
Tulane vs North Texas
1/11/14 1:00 p.m. at the Super Pit (Denton, Texas)

Southern Miss 74 • 14-2, 1-0

Table with columns: #, Player, FG-FGA, 3-Ptr, FT-FTA, Rebounds, PF, TP, A TO Blk Stl, Min. Rows include BROWN, Aaron; EASON, Jeremiah; WATSON, Neil; BROOKS, Jerrold; CRAIG, Michael; BINGAYA, Matt; BOARDINGHAM, Daveo; HOUSTON, Deonte; ARMELIN, Chip; Team.

FG % 1st Half: 14-22 63.6% 2nd half: 7-23 30.4% Game: 21-45 46.7%
3FG % 1st Half: 3-6 50.0% 2nd half: 1-6 16.7% Game: 4-12 33.3%
FT % 1st Half: 8-8 100.0% 2nd half: 20-25 80.0% Game: 28-33 84.8%

North Texas 64 • 9-6, 0-1

Table with columns: #, Player, FG-FGA, 3-Ptr, FT-FTA, Rebounds, PF, TP, A TO Blk Stl, Min. Rows include VOSS, Colin; GAINES, Kelvin; WILLIAMS, Alzee; JONES, Chris; WILLIAMS, Jordan; VAUGHNS, Vertrail; ANIEFIK, Maurice; WALTON, Brandon; TAYLOR, T.J.; COLEMAN, Keith; Team.

FG % 1st Half: 8-23 34.8% 2nd half: 16-34 47.1% Game: 24-57 42.1%
3FG % 1st Half: 2-6 33.3% 2nd half: 2-9 22.2% Game: 4-15 26.7%
FT % 1st Half: 7-14 50.0% 2nd half: 5-8 62.5% Game: 12-22 54.5%

Officials: Tom Eades, Paul Janssen, Kerry Sitton
Technical fouls: Southern Miss-None, North Texas-None.
Attendance: 2337

Score by periods table with columns: 1st, 2nd, Total. Rows for Southern Miss (39, 35, 74) and North Texas (25, 39, 64).

Last FG - USM 2nd-00:32, NT 2nd-01:02.
Largest lead - USM by 14 1st-00:04, NT None.

Score tied - 0 times.
Lead changed - 0 times.

Tulane 73 • 9-8, 1-1 C-USA

Table with columns: #, Player, FG-FGA, 3-Ptr, FT-FTA, Rebounds, PF, TP, A TO Blk Stl, Min. Rows include THOMAS, Kevin; DRYE, Tre; DABNEY, Louis; STARK, Jonathan; HOOK, Jay; REYNOLDS, Cameron; SMITH, Ryan; HENSON, Payton; BRUHA, Tomas; Team.

FG % 1st Half: 9-27 33.3% 2nd half: 14-30 46.7% Game: 23-57 40.4%
3FG % 1st Half: 3-12 25.0% 2nd half: 2-6 33.3% Game: 5-18 27.8%
FT % 1st Half: 6-10 60.0% 2nd half: 16-18 88.9% Game: 22-28 78.6%

North Texas 62 • 9-7, 0-2 C-USA

Table with columns: #, Player, FG-FGA, 3-Ptr, FT-FTA, Rebounds, PF, TP, A TO Blk Stl, Min. Rows include ANIEFIK, Maurice; COLEMAN, Keith; WILLIAMS, Alzee; JONES, Chris; WILLIAMS, Jordan; VAUGHNS, Vertrail; WALTON, Brandon; FLANNIGAN, Armani; TAYLOR, T.J.; GAINES, Kelvin; VOSS, Colin; Team.

FG % 1st Half: 9-28 32.1% 2nd half: 12-28 42.9% Game: 21-56 37.5%
3FG % 1st Half: 2-5 40.0% 2nd half: 1-7 14.3% Game: 3-12 25.0%
FT % 1st Half: 7-11 63.6% 2nd half: 10-14 71.4% Game: 17-25 68.0%

Officials: Andrew Walton, KC Ely, Mitchell Ervin
Technical fouls: Tulane-None, North Texas-WILLIAMS, Jordan.
Attendance: 1969

Score by periods table with columns: 1st, 2nd, Total. Rows for Tulane (27, 46, 73) and North Texas (27, 35, 62).

Last FG - TLN 2nd-01:44, NT 2nd-01:36.
Largest lead - TLN by 15 2nd-03:21, NT None.

Score tied - 2 times.
Lead changed - 0 times.

Official Basketball Box Score -- Game Totals -- Final Statistics
North Texas vs MARSHALL
01/16/13 7:05 p.m. at Huntington, W.Va. (Cam Henderson Center)

North Texas 80 • 10-7, 1-2 C-USA

Table with columns: #, Player, Total (FG-FGA, 3-Ptr), Rebounds (Off, Def, Tot), PF, TP, A, TO, Blk, Stl, Min. Includes team totals and game statistics.

FG % 1st Half: 16-30 53.3% 2nd half: 12-26 46.2% Game: 28-56 50.0%
3FG % 1st Half: 1-5 20.0% 2nd half: 0-3 0.0% Game: 1-8 12.5%
FT % 1st Half: 6-9 66.7% 2nd half: 17-27 63.0% Game: 23-36 63.9%

MARSHALL 65 • 6-12, 0-3 C-USA

Table with columns: #, Player, Total (FG-FGA, 3-Ptr), Rebounds (Off, Def, Tot), PF, TP, A, TO, Blk, Stl, Min. Includes team totals and game statistics.

FG % 1st Half: 9-38 23.7% 2nd half: 11-27 40.7% Game: 20-65 30.8%
3FG % 1st Half: 3-15 20.0% 2nd half: 2-10 20.0% Game: 5-25 20.0%
FT % 1st Half: 6-9 66.7% 2nd half: 14-20 70.0% Game: 20-29 69.0%

Officials: Mike Stuart, Gary Maxwell, Bert Smith
Technical fouls: North Texas-None. MARSHALL-None.
Attendance: 4586

Score by periods table with columns: 1st, 2nd, Total. Rows for North Texas and MARSHALL.

Last FG - NT 2nd-01:50, MAR 2nd-02:44.
Largest lead - NT by 18 1st-09:05, MAR None.
Score tied - 0 times.
Lead changed - 0 times.

Official Basketball Box Score -- Game Totals -- Final Statistics
UAB vs North Texas
1/23/14 7:00 p.m. at the Super Pit (Denton, Texas)

UAB 65 • 12-6, 1-3 C-USA

Table with columns: #, Player, Total (FG-FGA, 3-Ptr), Rebounds (Off, Def, Tot), PF, TP, A, TO, Blk, Stl, Min. Includes team totals and game statistics.

FG % 1st Half: 15-34 44.1% 2nd half: 7-38 18.4% Game: 22-72 30.6%
3FG % 1st Half: 4-13 30.8% 2nd half: 2-10 20.0% Game: 6-23 26.1%
FT % 1st Half: 4-5 80.0% 2nd half: 11-23 47.8% Game: 15-28 53.6%

North Texas 76 • 11-8, 2-3 C-USA

Table with columns: #, Player, Total (FG-FGA, 3-Ptr), Rebounds (Off, Def, Tot), PF, TP, A, TO, Blk, Stl, Min. Includes team totals and game statistics.

FG % 1st Half: 16-29 55.2% 2nd half: 13-30 43.3% Game: 29-59 49.2%
3FG % 1st Half: 5-8 62.5% 2nd half: 3-8 37.5% Game: 8-16 50.0%
FT % 1st Half: 7-11 63.6% 2nd half: 3-5 60.0% Game: 10-16 62.5%

Score by periods table with columns: 1st, 2nd, Total. Rows for UAB and North Texas.

Officials: Rick Hartzell, Rick Crawford, Kipp Kissingner
Technical fouls: UAB-None. North Texas-None.
Attendance: 3659

Last FG - UAB 2nd-00:28, NT 2nd-00:36.
Largest lead - UAB by 3 1st-18:10, NT by 13 2nd-00:36.
Score tied - 5 times.
Lead changed - 9 times.

Official Basketball Box Score -- Game Totals -- Final Statistics
North Texas vs Charlotte
01/18/14 7:00 p.m. at Dale F. Halton Arena (Charlotte, N.C.)

North Texas 74 • 10-8, 1-3 C-USA

Table with columns: #, Player, Total (FG-FGA, 3-Ptr), Rebounds (Off, Def, Tot), PF, TP, A, TO, Blk, Stl, Min. Includes team totals and game statistics.

FG % 1st Half: 15-28 53.6% 2nd half: 13-27 48.1% Game: 28-55 50.9%
3FG % 1st Half: 2-6 33.3% 2nd half: 3-5 60.0% Game: 5-11 45.5%
FT % 1st Half: 5-7 71.4% 2nd half: 8-9 88.9% Game: 13-16 81.3%

Charlotte 76 • 12-5, 3-1 C-USA

Table with columns: #, Player, Total (FG-FGA, 3-Ptr), Rebounds (Off, Def, Tot), PF, TP, A, TO, Blk, Stl, Min. Includes team totals and game statistics.

FG % 1st Half: 17-32 53.1% 2nd half: 13-23 56.5% Game: 30-55 54.5%
3FG % 1st Half: 3-9 33.3% 2nd half: 2-6 33.3% Game: 5-15 33.3%
FT % 1st Half: 3-4 75.0% 2nd half: 8-15 53.3% Game: 11-19 57.9%

Officials: Zelton Steed, Scott Johnson, Jason Baker
Technical fouls: North Texas-None. Charlotte-None.
Attendance: 5780

Score by periods table with columns: 1st, 2nd, Total. Rows for North Texas and Charlotte.

Last FG - NT 2nd-02:14, CHA 2nd-00:01.
Largest lead - NT by 11 2nd-13:33, CHA by 7 1st-16:07.
Score tied - 5 times.
Lead changed - 7 times.

Official Basketball Box Score -- Game Totals -- Final Statistics
Middle Tennessee vs North Texas
1/25/14 7:00 p.m. at the Super Pit (Denton, Texas)

Middle Tennessee 70 • 13-7, 3-2 C-USA

Table with columns: #, Player, Total (FG-FGA, 3-Ptr), Rebounds (Off, Def, Tot), PF, TP, A, TO, Blk, Stl, Min. Includes team totals and game statistics.

FG % 1st Half: 12-27 44.4% 2nd half: 13-22 59.1% Game: 25-49 51.0%
3FG % 1st Half: 3-7 42.9% 2nd half: 2-4 50.0% Game: 5-11 45.5%
FT % 1st Half: 1-5 20.0% 2nd half: 14-18 77.8% Game: 15-23 65.2%

North Texas 63 • 11-9, 2-4 C-USA

Table with columns: #, Player, Total (FG-FGA, 3-Ptr), Rebounds (Off, Def, Tot), PF, TP, A, TO, Blk, Stl, Min. Includes team totals and game statistics.

FG % 1st Half: 12-23 52.2% 2nd half: 10-28 35.7% Game: 22-51 43.1%
3FG % 1st Half: 5-9 55.6% 2nd half: 1-8 12.5% Game: 6-17 35.3%
FT % 1st Half: 3-5 60.0% 2nd half: 10-12 83.3% Game: 13-17 76.5%

Officials: Kerry Sitton, Tony Henderson, Mitchell Ervin
Technical fouls: Middle Tennessee-None. North Texas-None.
Attendance: 4429

Score by periods table with columns: 1st, 2nd, Total. Rows for Middle Tennessee and North Texas.

Last FG - MT 2nd-02:40, NT 2nd-00:23.
Largest lead - MT by 13 2nd-05:35, NT by 13 1st-06:56.
Score tied - 2 times.
Lead changed - 2 times.

Official Basketball Box Score -- Game Totals -- Final Statistics

North Texas vs Tulsa

02/01/14 3:05 p.m. at Tulsa, Okla. (Reynolds Center)

North Texas 63 • 11-10, 2-5

#	Player	Total			3-Ptr			Rebounds			PF	TP	A	TO	Blk	Stl	Min
		FG-FGA	FG-FGA	FT-FTA	FG-FGA	FG-FGA	FT-FTA	Off	Def	Tot							
33	VOSS, Colin	f	2-8	0-0	0-0	1	4	5	2	4	0	1	1	0	0	25	
44	COLEMAN, Keith	f	1-2	0-0	0-1	1	1	2	4	2	0	2	1	0	11		
00	VAUGHNS, Vertrail	g	1-4	0-1	3-5	1	0	1	3	5	0	1	0	3	25		
05	JONES, Chris	g	4-6	0-1	3-5	2	1	3	0	11	6	5	0	0	28		
23	WILLIAMS, Jordan	g	8-16	3-7	2-2	0	7	7	1	21	1	5	0	1	32		
02	WALTON, Brandon	g	5-8	5-8	0-0	0	0	0	2	15	0	1	0	1	16		
03	WILLIAMS, Alzee	g	0-7	0-0	1-2	1	0	1	2	1	3	1	0	3	22		
04	FLANNIGAN, Armani	g	0-1	0-0	0-0	1	0	1	1	0	1	0	2	0	14		
21	TAYLOR, T.J.	g	2-8	0-3	0-0	2	1	3	1	4	1	2	0	1	18		
24	GAINES, Kelvin	g	0-0	0-0	0-0	0	0	0	2	0	0	0	0	0	9		
Team						2	1	3									
Totals			23-60	8-20	9-15	11	15	26	18	63	12	18	4	9	200		

FG % 1st Half: 12-26 46.2% 2nd half: 11-34 32.4% Game: 23-60 38.3%
 3FG % 1st Half: 3-10 30.0% 2nd half: 6-13 46.2% Game: 8-20 40.0%
 FT % 1st Half: 5-6 83.3% 2nd half: 4-9 44.4% Game: 9-15 60.0%

Tulsa 94 • 10-11, 5-2

#	Player	Total			3-Ptr			Rebounds			PF	TP	A	TO	Blk	Stl	Min
		FG-FGA	FG-FGA	FT-FTA	FG-FGA	FG-FGA	FT-FTA	Off	Def	Tot							
12	EVANS, Lew	f	3-5	2-3	0-0	1	1	2	1	8	2	1	0	1	21		
40	WRIGHT, D'Andre	f	6-9	0-1	6-7	2	3	5	3	18	2	2	3	0	24		
05	PEETE, Tim	g	2-5	1-2	2-2	0	5	5	0	7	3	4	0	2	22		
10	WOODARD, James	g	7-11	1-3	3-3	1	7	8	0	18	1	1	0	1	28		
11	HARRISON, Shaquille	g	4-5	1-2	0-0	0	1	1	0	9	3	0	0	2	24		
00	HUNTER, Barrett	g	0-0	0-0	0-0	0	0	0	0	0	0	0	0	0	1		
01	SMITH, Rashad	g	7-10	1-1	2-2	3	3	6	0	17	0	5	0	2	22		
03	RAY, Rashad	g	2-7	0-1	0-2	0	2	2	2	4	4	0	0	2	27		
14	EDOGI, TK	g	0-0	0-0	0-0	0	3	3	0	0	0	2	0	0	2		
22	WOOD, Nick	g	0-0	0-0	0-0	0	0	0	0	0	0	0	0	0	2		
23	REPICHOWSKI, Stevie	g	2-4	0-2	3-3	1	0	1	3	7	0	1	0	0	15		
44	SWANNEGAN, Brandon	g	3-7	0-0	0-0	4	1	5	5	6	0	0	4	0	12		
Team						2	3	5									
Totals			36-63	6-15	16-19	14	29	43	14	94	15	16	7	10	200		

FG % 1st Half: 20-36 55.6% 2nd half: 16-27 59.3% Game: 36-63 57.1%
 3FG % 1st Half: 3-10 30.0% 2nd half: 3-5 60.0% Game: 6-15 40.0%
 FT % 1st Half: 4-6 66.7% 2nd half: 12-13 92.3% Game: 16-19 84.2%

Officials: Terry Davis, Kyle Ingram, Marques Pettigrew
 Technical fouls: North Texas-None. Tulsa-None.
 Attendance: 4425

Score by periods	1st	2nd	Total
North Texas	31	32	63
Tulsa	47	47	94

Points	In	Off	2nd	Fast	Bench
NT	Paint	T/O	Chance	Break	
Tulsa	22	16	6	4	20
TLS	55	25	20	19	34

Last FG - NT 2nd-00:56, TLS 2nd-00:38.
 Largest lead - NT by 1 1st-17:27, TLS by 32 2nd-12:03.

Score tied - 2 times.
 Lead changed - 2 times.

Official Basketball Box Score -- Game Totals -- Final Statistics

North Texas vs Rice

02/06/14 7 p.m. at Houston, Texas (Tudor Fieldhouse)

North Texas 70 • 11-11, 2-6

#	Player	Total			3-Ptr			Rebounds			PF	TP	A	TO	Blk	Stl	Min
		FG-FGA	FG-FGA	FT-FTA	FG-FGA	FG-FGA	FT-FTA	Off	Def	Tot							
33	VOSS, Colin	f	3-8	0-0	5-6	5	5	10	2	11	2	2	0	0	28		
24	GAINES, Kelvin	c	0-1	0-0	0-0	0	0	0	1	0	0	0	0	0	4		
03	WILLIAMS, Alzee	g	9-16	0-1	0-0	1	0	1	1	18	1	1	0	1	30		
05	JONES, Chris	g	4-9	0-0	4-5	2	2	4	4	12	6	4	0	2	29		
23	WILLIAMS, Jordan	g	3-8	2-5	1-4	1	6	7	4	9	1	3	2	1	32		
00	VAUGHNS, Vertrail	g	0-2	0-1	2-2	0	1	1	3	2	0	1	0	1	9		
01	ANIEFIK, Maurice	g	2-7	2-5	0-0	1	2	3	4	6	0	2	0	0	21		
02	WALTON, Brandon	g	3-8	2-6	0-0	2	3	5	3	8	3	1	1	0	21		
04	FLANNIGAN, Armani	g	0-2	0-0	0-0	1	2	3	0	0	0	0	0	0	3		
21	TAYLOR, T.J.	g	1-3	0-1	0-0	1	0	1	3	2	1	0	0	1	10		
44	COLEMAN, Keith	g	1-4	0-0	0-0	3	0	3	1	2	0	1	0	0	13		
Team						0	2	2									
Totals			26-68	6-19	12-17	17	23	40	26	70	14	15	3	6	200		

FG % 1st Half: 12-30 40.0% 2nd half: 14-38 36.8% Game: 26-68 38.2%
 3FG % 1st Half: 3-10 30.0% 2nd half: 3-9 33.3% Game: 6-19 31.6%
 FT % 1st Half: 4-6 66.7% 2nd half: 8-11 72.7% Game: 12-17 70.6%

Rice 75 • 7-15, 2-7

#	Player	Total			3-Ptr			Rebounds			PF	TP	A	TO	Blk	Stl	Min
		FG-FGA	FG-FGA	FT-FTA	FG-FGA	FG-FGA	FT-FTA	Off	Def	Tot							
03	OBI, Sean	f	8-10	0-0	2-2	1	12	13	2	18	0	3	1	0	32		
41	GEARHART, Seth	f	2-5	1-2	2-2	0	5	5	3	7	0	1	0	5	33		
01	GUERCY, Max	g	3-7	1-3	1-1	0	2	2	1	8	3	4	0	1	32		
22	JACKSON, Marcus	g	3-9	1-4	6-8	0	1	1	2	13	7	2	0	1	25		
42	RAMLJAK, Austin	g	1-4	1-4	9-11	0	1	1	2	12	1	3	0	0	33		
04	KAPIC, Nizar	g	0-0	0-0	1-2	1	1	2	2	1	0	0	1	0	7		
05	WASHINGTON, Keith	g	3-6	2-3	3-6	0	4	4	3	11	1	2	0	0	18		
11	WILSON, Ross	g	0-2	0-0	1-1	1	0	1	0	1	0	0	0	1	7		
21	BENDER, Drew	g	0-0	0-0	1-2	0	0	0	0	1	0	1	0	1	5		
54	DRONE, Andrew	g	1-2	0-0	1-2	1	1	2	2	3	0	1	0	0	8		
Team						2	0	2									
Totals			21-45	6-16	27-37	6	27	33	17	75	12	17	2	9	200		

FG % 1st Half: 12-24 50.0% 2nd half: 9-21 42.9% Game: 21-45 46.7%
 3FG % 1st Half: 3-10 30.0% 2nd half: 3-6 50.0% Game: 6-16 37.5%
 FT % 1st Half: 10-13 76.9% 2nd half: 17-24 70.8% Game: 27-37 73.0%

Officials: John Higgins, Paul Janssen, Terry Oglesby
 Technical fouls: North Texas-None. Rice-None.
 Attendance: 1112

Score by periods	1st	2nd	Total
North Texas	31	39	70
Rice	37	38	75

Points	In	Off	2nd	Fast	Bench
NT	Paint	T/O	Chance	Break	
RICE	28	18	11	2	20
	26	13	7	2	17

Last FG - NT 2nd-00:03, RICE 2nd-01:03.
 Largest lead - NT None, RICE by 17 1st-10:48.

Score tied - 0 times.
 Lead changed - 0 times.

Official Basketball Box Score -- Game Totals -- Final Statistics

North Texas vs Louisiana Tech

2/8/14 6:00 PM at Thomas Assembly Center (Ruston, La)

North Texas 75 • 11-12, 2-7 C-USA

#	Player	Total			3-Ptr			Rebounds			PF	TP	A	TO	Blk	Stl	Min
		FG-FGA	FG-FGA	FT-FTA	FG-FGA	FG-FGA	FT-FTA	Off	Def	Tot							
33	VOSS, Colin	f	4-4	0-0	1-2	3	6	9	0	9	2	0	1	0	25		
24	GAINES, Kelvin	c	0-1	0-0	0-0	0	1	1	4	0	1	1	0	0	7		
03	WILLIAMS, Alzee	g	4-11	0-0	3-3	1	0	1	0	11	1	2	0	1	29		
05	JONES, Chris	g	4-7	0-1	0-2	0	4	4	5	8	7	2	0	0	26		
23	WILLIAMS, Jordan	g	6-8	2-3	3-6	4	6	10	3	17	0	4	1	2	22		
00	VAUGHNS, Vertrail	g	3-7	1-2	3-4	0	0	0	4	10	1	0	0	2	15		
01	ANIEFIK, Maurice	g	3-6	1-3	0-0	0	1	1	2	7	0	1	0	1	19		
02	WALTON, Brandon	g	3-7	3-6	0-0	0	0	0	2	9	0	1	0	1	16		
04	FLANNIGAN, Armani	g	0-0	0-0	0-0	0	0	0	0	0	0	1	0	1	10		
21	TAYLOR, T.J.	g	1-4	0-1	2-2	0	1	1	4	4	1	0	0	0	16		
44	COLEMAN, Keith	g	0-1	0-0	0-0	0	3	3	0	3	0	1	1	0	16		
Team						2	4	4									
Totals			28-56	7-1													

Official Basketball Box Score -- Game Totals -- Final Statistics
East Carolina vs North Texas
2/15/14 7:00 p.m. at Denton, Texas (The Super Pit)

East Carolina 51 • 13-13, 2-9 C-USA

Table with columns: #, Player, FG-FGA, 3P-FGA, FT-FTA, Rebounds (Off, Def, Tot), PF, TP, A, TO, Blk, Stl, Min. Includes team totals and game statistics.

FG % 1st Half: 11-23 47.8% 2nd half: 9-29 31.0% Game: 20-52 38.5%
3FG % 1st Half: 3-9 33.3% 2nd half: 4-14 28.6% Game: 7-23 30.4%
FT % 1st Half: 2-4 50.0% 2nd half: 2-2 100.0% Game: 4-6 66.7%

North Texas 53 • 12-13, 3-8 C-USA

Table with columns: #, Player, FG-FGA, 3P-FGA, FT-FTA, Rebounds (Off, Def, Tot), PF, TP, A, TO, Blk, Stl, Min. Includes team totals and game statistics.

FG % 1st Half: 11-28 39.3% 2nd half: 10-25 40.0% Game: 21-53 39.6%
3FG % 1st Half: 2-9 22.2% 2nd half: 3-10 30.0% Game: 5-19 26.3%
FT % 1st Half: 4-4 100.0% 2nd half: 2-4 50.0% Game: 6-8 75.0%

Officials: Rick Crawford, Brent Dugas, Byron Jarrett
Technical fouls: East Carolina-None, North Texas-None.
Attendance: 5352

Score by periods table with columns: 1st, 2nd, Total. Shows scores for East Carolina and North Texas.

Points in game table with columns: In, Off, 2nd, Fast, Bench. Shows points for ECU and NT.

Last FG - ECU 2nd-00:49, NT 2nd-04:36.
Largest lead - ECU by 4 1st-15:01, NT by 12 2nd-09:21.

Score tied - 6 times.
Lead changed - 5 times.

Official Basketball Box Score -- Game Totals -- Final Statistics
North Texas vs FAU
2/22/14 7:00 p.m. at FAU Arena, Boca Raton, FL

North Texas 78 • 14-13, 5-8

Table with columns: #, Player, FG-FGA, 3P-FGA, FT-FTA, Rebounds (Off, Def, Tot), PF, TP, A, TO, Blk, Stl, Min. Includes team totals and game statistics.

FG % 1st Half: 14-27 51.9% 2nd half: 13-23 56.5% Game: 27-50 54.0%
3FG % 1st Half: 6-9 66.7% 2nd half: 1-5 20.0% Game: 7-14 50.0%
FT % 1st Half: 2-3 66.7% 2nd half: 15-21 71.4% Game: 17-24 70.8%

FAU 76 • 10-18, 5-8

Table with columns: #, Player, FG-FGA, 3P-FGA, FT-FTA, Rebounds (Off, Def, Tot), PF, TP, A, TO, Blk, Stl, Min. Includes team totals and game statistics.

FG % 1st Half: 18-29 62.1% 2nd half: 11-24 45.8% Game: 29-53 54.7%
3FG % 1st Half: 3-7 42.9% 2nd half: 3-7 42.9% Game: 6-14 42.9%
FT % 1st Half: 2-4 50.0% 2nd half: 10-15 66.7% Game: 12-19 63.2%

Officials: Jeb Hartness, Jason Baker, Alfred Smith
Technical fouls: North Texas-None, FAU-None.
Attendance:

Score by periods table with columns: 1st, 2nd, Total. Shows scores for North Texas and FAU.

Points in game table with columns: In, Off, 2nd, Fast, Bench. Shows points for NT and FAU.

Last FG - NT 2nd-03:16, FAU 2nd-00:02.
Largest lead - NT by 10 2nd-09:27, FAU by 9 1st-05:27.

Score tied - 4 times.
Lead changed - 5 times.

Official Basketball Box Score -- Game Totals -- Final Statistics
North Texas vs FIU
02/20/14 7:00 p.m. at FIU Arena (Miami, Fla.)

North Texas 65 • 13-13, 4-8 C-USA

Table with columns: #, Player, FG-FGA, 3P-FGA, FT-FTA, Rebounds (Off, Def, Tot), PF, TP, A, TO, Blk, Stl, Min. Includes team totals and game statistics.

FG % 1st Half: 14-29 48.3% 2nd half: 13-27 48.1% Game: 27-56 48.2%
3FG % 1st Half: 2-4 50.0% 2nd half: 0-3 0.0% Game: 2-7 28.6%
FT % 1st Half: 4-5 80.0% 2nd half: 5-10 50.0% Game: 9-15 60.0%

FIU 63 • 13-14, 5-7 C-USA

Table with columns: #, Player, FG-FGA, 3P-FGA, FT-FTA, Rebounds (Off, Def, Tot), PF, TP, A, TO, Blk, Stl, Min. Includes team totals and game statistics.

FG % 1st Half: 11-30 36.7% 2nd half: 12-28 42.9% Game: 23-58 39.7%
3FG % 1st Half: 2-6 33.3% 2nd half: 1-9 11.1% Game: 3-15 20.0%
FT % 1st Half: 4-4 100.0% 2nd half: 10-15 66.7% Game: 14-19 73.7%

Officials: Gary Maxwell, Terry Oglesby, Archibald Whaley
Technical fouls: North Texas-None, FIU-None.
Attendance: 924

Score by periods table with columns: 1st, 2nd, Total. Shows scores for North Texas and FIU.

Points in game table with columns: In, Off, 2nd, Fast, Bench. Shows points for NT and FIU.

Last FG - NT 2nd-00:00, FIU 2nd-00:23.
Largest lead - NT by 13 2nd-08:09, FIU by 5 1st-08:56.

Score tied - 5 times.
Lead changed - 2 times.

Official Basketball Box Score -- Game Totals -- Final Statistics
North Texas vs UTSA
2/27/14 7 pm at San Antonio, Texas (Convocation Center)

North Texas 71 • 15-13, 6-8 C-USA

Table with columns: #, Player, FG-FGA, 3P-FGA, FT-FTA, Rebounds (Off, Def, Tot), PF, TP, A, TO, Blk, Stl, Min. Includes team totals and game statistics.

FG % 1st Half: 8-23 34.8% 2nd half: 16-30 53.3% Game: 24-53 45.3%
3FG % 1st Half: 1-9 11.1% 2nd half: 3-6 50.0% Game: 4-15 26.7%
FT % 1st Half: 7-13 53.8% 2nd half: 12-19 63.2% Game: 19-32 59.4%

UTSA 62 • 8-19, 4-10 C-USA

Table with columns: #, Player, FG-FGA, 3P-FGA, FT-FTA, Rebounds (Off, Def, Tot), PF, TP, A, TO, Blk, Stl, Min. Includes team totals and game statistics.

FG % 1st Half: 13-27 48.1% 2nd half: 10-23 43.5% Game: 23-50 46.0%
3FG % 1st Half: 3-10 30.0% 2nd half: 2-9 22.2% Game: 5-19 26.3%
FT % 1st Half: 3-6 50.0% 2nd half: 8-13 61.5% Game: 11-19 57.9%

Officials: Kelly Self, Steve Pyatt, Rodrick Dixon
Technical fouls: North Texas-None, UTSA-None.
Attendance: 878

Score by periods table with columns: 1st, 2nd, Total. Shows scores for North Texas and UTSA.

Points in game table with columns: In, Off, 2nd, Fast, Bench. Shows points for NT and UTSA.

Last FG - NT 2nd-02:17, UTSA 2nd-01:13.
Largest lead - NT by 9 2nd-00:28, UTSA by 10 1st-01:00.

Score tied - 5 times.
Lead changed - 6 times.

Official Basketball Box Score -- Game Totals -- Final Statistics
UTEP vs North Texas
3/2/14 2:00 p.m. at Denton, Texas (The Super Pit)

UTEP 74 • 21-9, 11-4 C-USA

##	Player	Total	3-Ptr		Rebounds			PF	TP	A	TO	Blk	Stl	Min	
			FG-FGA	FG-FGA	FT-FTA	Off	Def								Tot
32	HUNTER, Vince	f	3-5	0-0	5-6	2	6	8	2	11	1	5	1	0	25
21	BOHANNON, John	c	2-5	0-1	4-6	0	7	7	2	8	0	3	1	0	32
41	WILLMS, Matt	c	4-7	0-0	6-8	1	7	8	2	14	2	0	3	0	23
04	WASHBURN, Julian	g	4-11	0-3	1-2	1	7	8	1	9	4	2	1	0	32
05	COOPER, C.J.	g	5-8	3-5	0-0	0	4	4	1	13	1	4	0	2	32
02	JONES, Aaron	g	0-1	0-0	0-0	0	1	1	0	0	0	1	0	0	3
11	FLAGGERT, Jake	g	3-4	2-2	1-2	1	0	1	4	9	0	1	0	1	22
15	CALDWELL, Tevin	g	1-2	0-0	0-0	0	0	0	0	2	0	1	0	0	6
23	VINT, Hooper	g	2-4	0-1	0-0	2	0	2	2	4	0	1	0	0	7
24	JONES, Alvin	g	0-0	0-0	0-0	0	0	0	0	0	0	0	0	0	1
31	LANG, Cedrick	g	1-1	0-0	2-3	1	3	4	2	4	0	0	0	0	16
33	VANDIVORT, Darnell	g	0-0	0-0	0-0	0	0	0	0	0	0	0	0	0	1
	Team					0	3	3			1				
	Totals		25-48	5-12	19-27	8	38	46	16	74	8	19	6	3	200

FG % 1st Half: 12-26 46.2% 2nd half: 13-22 59.1% Game: 25-48 52.1% Deadball
 3FG % 1st Half: 3-8 37.5% 2nd half: 2-4 50.0% Game: 5-12 41.7% Rebounds
 FT % 1st Half: 9-12 75.0% 2nd half: 10-15 66.7% Game: 19-27 70.4% 5

North Texas 54 • 15-14, 6-9 C-USA

##	Player	Total	3-Ptr		Rebounds			PF	TP	A	TO	Blk	Stl	Min	
			FG-FGA	FG-FGA	FT-FTA	Off	Def								Tot
04	FLANNIGAN, Armani	f	0-2	0-0	0-2	0	0	0	2	0	0	0	0	0	9
33	VOSS, Colin	f	2-5	0-0	0-0	1	1	2	2	4	0	2	2	1	18
03	WILLIAMS, Alzee	g	5-8	0-0	5-8	2	0	2	2	15	0	1	0	1	23
05	JONES, Chris	g	2-6	0-0	0-0	0	3	3	1	4	2	0	0	1	21
23	WILLIAMS, Jordan	g	2-14	0-4	9-10	7	4	11	3	13	0	3	0	1	29
00	VAUGHNS, Vertrail	g	0-7	0-1	2-2	0	0	0	0	2	0	1	0	1	19
01	ANIEFIOK, Maurice	g	4-12	2-8	0-0	1	6	7	4	10	0	0	0	1	23
02	WALTON, Brandon	g	0-2	0-1	0-0	0	0	0	5	0	0	0	0	1	10
21	TAYLOR, T.J.	g	2-5	0-3	1-3	0	3	3	1	5	0	1	0	2	21
24	GAINES, Kelvin	g	0-1	0-0	0-0	0	1	1	1	0	0	0	0	1	10
44	COLEMAN, Keith	g	0-4	0-0	1-2	1	0	1	0	1	0	1	1	1	17
	Team					3	0	3							
	Totals		17-66	2-17	18-27	15	18	33	21	54	2	9	3	11	200

FG % 1st Half: 7-32 21.9% 2nd half: 10-34 29.4% Game: 17-66 25.8% Deadball
 3FG % 1st Half: 0-7 0.0% 2nd half: 2-10 20.0% Game: 2-17 11.8% Rebounds
 FT % 1st Half: 7-11 63.6% 2nd half: 11-16 68.8% Game: 18-27 66.7% 5

Officials: Doug Sirmons, Kipp Kissinger, Keith Kimble
 Technical fouls: UTEP-BOHANNON, John. North Texas-None.
 Attendance: 1841

Score by periods	1st	2nd	Total
UTEP	36	38	74
North Texas	21	33	54

	In	Off	2nd	Fast	
Points	Paint	T/O	Chance	Break	Bench
UTEP	28	11	9	0	19
NT	16	16	2	4	18

Last FG - UTEP 2nd-01:55, NT 2nd-00:19.
 Largest lead - UTEP by 25 2nd-01:37, NT by 2 1st-19:32.

Score tied - 0 times.
 Lead changed - 1 time.

Official Basketball Box Score -- Game Totals -- Final Statistics
Tulsa vs North Texas
3/6/13 7:00 p.m. at Denton, Texas (The Super Pit)

Tulsa 79 • 18-12,13-2 C-USA

##	Player	Total	3-Ptr		Rebounds			PF	TP	A	TO	Blk	Stl	Min	
			FG-FGA	FG-FGA	FT-FTA	Off	Def								Tot
01	SMITH, Rashad	f	4-7	0-0	6-10	2	2	4	3	14	1	0	1	1	24
40	WRIGHT, D'Andre	f	1-5	0-0	0-0	1	1	2	4	2	0	1	1	0	11
05	PEETE, Tim	g	2-3	1-1	0-0	0	4	4	0	5	2	1	0	0	33
10	WOODARD, James	g	5-14	1-5	7-8	2	6	8	3	18	2	0	1	0	39
11	HARRISON, Shaquille	g	2-6	0-1	11-16	2	6	8	3	15	2	2	0	3	36
03	RAY, Rashad	g	6-11	1-3	5-7	0	4	4	1	18	2	1	0	1	30
12	EVANS, Lew	g	2-4	1-3	0-1	1	2	2	3	5	0	0	0	0	19
44	SWANNEGAN, Brandon	g	1-2	0-0	0-1	0	1	2	3	2	0	0	2	0	8
	Team					1	2	3							
	Totals		23-52	4-13	29-43	9	28	37	20	79	9	5	5	5	200

FG % 1st Half: 13-26 50.0% 2nd half: 10-26 38.5% Game: 23-52 44.2% Deadball
 3FG % 1st Half: 4-8 50.0% 2nd half: 0-5 0.0% Game: 4-13 30.8% Rebounds
 FT % 1st Half: 7-14 50.0% 2nd half: 22-29 75.9% Game: 29-43 67.4% 8

North Texas 68 • 15-15, 6-10 CUSA

##	Player	Total	3-Ptr		Rebounds			PF	TP	A	TO	Blk	Stl	Min	
			FG-FGA	FG-FGA	FT-FTA	Off	Def								Tot
33	VOSS, Colin	f	1-6	0-0	1-2	0	3	3	5	3	0	1	0	1	21
44	COLEMAN, Keith	f	0-1	0-0	1-2	1	1	2	4	1	0	1	0	0	13
00	VAUGHNS, Vertrail	g	2-7	1-3	3-3	2	1	3	0	8	1	0	0	0	17
02	WALTON, Brandon	g	6-11	4-7	4-7	0	1	1	4	20	0	0	0	1	30
03	WILLIAMS, Alzee	g	8-12	0-0	4-4	1	0	1	0	20	2	2	0	0	34
01	ANIEFIOK, Maurice	g	1-6	1-5	0-0	1	2	3	5	3	0	1	0	0	17
04	FLANNIGAN, Armani	g	0-0	0-0	0-0	0	0	0	0	0	0	0	0	0	0+
05	JONES, Chris	g	0-4	0-0	0-0	0	2	2	1	0	2	0	0	0	7
21	TAYLOR, T.J.	g	2-7	0-2	2-2	2	6	8	3	6	0	2	1	0	23
23	WILLIAMS, Jordan	g	2-6	1-4	2-2	0	5	5	3	7	1	2	0	0	28
24	GAINES, Kelvin	g	0-0	0-0	0-0	1	1	2	5	0	0	3	0	0	10
	Team					3	4	7							
	Totals		22-60	7-21	17-22	11	26	37	30	68	6	12	1	2	200

FG % 1st Half: 11-31 35.5% 2nd half: 11-29 37.9% Game: 22-60 36.7% Deadball
 3FG % 1st Half: 4-10 40.0% 2nd half: 3-11 27.3% Game: 7-21 33.3% Rebounds
 FT % 1st Half: 5-7 71.4% 2nd half: 12-15 80.0% Game: 17-22 77.3% 4

Officials: Rick Randall, Bret Smith, Kevin Mathis
 Technical fouls: Tulsa-None. North Texas-None.
 Attendance: 1841

Score by periods	1st	2nd	Total
Tulsa	37	42	79
North Texas	31	37	68

	In	Off	2nd	Fast	
Points	Paint	T/O	Chance	Break	Bench
TLS	28	10	8	8	25
NT	20	4	5	9	16

Last FG - TLS 2nd-00:19, NT 2nd-00:32.
 Largest lead - TLS by 11 2nd-00:06, NT None.

Score tied - 1 time.
 Lead changed - 0 times.

WILLIAMS SCORES 1,000TH POINT IN VICTORY

By Brett Vito:

Denton Record-Chronicle - Feb. 27, 2014

SAN ANTONIO — Jordan Williams talked with his mother, Angela Williams, on the phone before what was almost certain to be a milestone moment in his college career Thursday when North Texas took on Texas-San Antonio.

Williams entered the night needing just four points to become the 21st player in program history to reach the 1,000-point mark in his career.

“My mom called me before the game and told me that if I was going to get 1,000 to go ahead and get it with a dunk,” Williams said.

Williams followed those instructions perfectly, picking up a steal near halfcourt just after halftime and launching himself into the air for a thunderous dunk, one of the highlights of UNT’s 71-62 come-from-behind win over the Roadrunners at the Convocation Center.

The win extended UNT’s winning streak to four games, tying the Mean Green’s season-best run and bolstering the team’s hopes to earn a bye in the opening round of the Conference USA tournament next month in El Paso.

Williams, who missed the second half of his freshman year when he was academically ineligible, reached the mark in just 79 games.

“It feels amazing to get 1,000 points because I didn’t play the second half of my freshman year,” Williams said. “To get there in 2 1/2 years is pretty good.”

What made the accomplishment all the more enjoyable is that it came at a time Williams is playing at his best and leading a late run by the Mean Green.

UNT (15-13, 6-8) began the week tied for ninth place in C-USA with Charlotte and Florida Atlantic. The top four teams in the standings at the end of the year will receive a double bye in the conference tournament, while the next five teams will get a first-round bye.

“This is a really big win,” UNT guard Chris Jones said. “I don’t know how the standings will look, but they will look good after this win.”

UNT came out of the night alone in ninth place after FAU and Charlotte lost their midweek games.

The Mean Green moved up largely because of a balanced offensive attack that helped spark a second-half comeback that pushed UNT past UTSA (8-19, 4-10).

Williams led UNT with 14 points, while Brandon Walton and T.J. Taylor added 13 and 10 points, respectively, off the bench.

Jones also helped spark UNT’s comeback by dishing out all six of his assists in the second half while moving into a tie for 10th in program history for single-season assists with Josh White at 116.

Jones’ second-half surge helped UNT come back from a slow start and recover after UTSA broke open what was a close game in the early going with a 13-1 run. James Williams and Keon Lewis hit 3s to highlight the run that put the Roadrunners up 27-19.

Edrico McGregor and Lewis led UTSA with 13 points apiece and helped the Roadrunners push their lead to as many as 10 points late in the first half before settling for a 32-24 lead at halftime.

UNT shot just 34.8 percent (8-for-23) from the field in the first half and went 1-for-9 from 3-point range before the break.

The Mean Green also struggled to contain McGregor and Phillip Jones, the Roadrunners’ other key forward. The pair combined for 13 points on 5-of-7 shooting in the first half.

UTSA scored 20 points in the paint to just six for UNT.

“The ball was sticking in the first half,” UNT coach Tony Benford said. “We had three assists and six turnovers in the first half. I told C.J. we had to share the ball and get out in transition.”

That is just what UNT did in the second half. The Mean Green opened the half with a 6-0 run and later used a 14-4 surge to take a 61-55 lead.

UNT cruised the rest of the way.

“In the second half, we did a good job defensively,” Benford said. “Chris Jones and Jordan Williams set the tone.”

Williams was able to enjoy his big night because of it. The Dallas native traditionally is at his best in the second half of the season and entered the night averaging 14.7 points since Jan. 1 and 12.4 points on the year.

“Jordan has been good for us,” Benford said. “He had a lot of pressure on him this year. He has settled down and is playing as good as anyone in our league right now.”

MEAN GREEN RIPS AGGIES BY 20

Associated Press - Dec. 31, 2013

COLLEGE STATION (AP) — North Texas coach Tony Benford said he uses the zone defense sparingly. That might change following his team's stellar defensive effort against Texas A&M on Tuesday.

The Mean Green stunned the Aggies 61-41. Maurice Aniefiok led the way with 16 points and Alzee Williams added 14.

"We did a great job executing our scouting report, keeping them out of the paint, getting to their shooters and rebounding the ball," Benford said. "We're getting better at sharing the ball."

The Mean Green shot 51 percent (25-of-49) from the field, compared with 30 percent (15-of-50) for the Aggies.

A&M (8-4) struggled from the floor for a second consecutive game, after shooting 26.9 percent in a 64-52 setback to Oklahoma on Dec. 21 in Houston.

"I don't know how to explain this," A&M guard Alex Caruso said. "We just played really bad. I don't know if we've even practiced this bad in a long time."

UNT (8-5) of Conference USA was coming off an 81-77 home victory over Wayland Baptist on Dec. 21.

The Aggies had found solace at home until Tuesday, having won all eight of their previous home contests.

UNT (8-5) jumped on the Aggies early and roared to a 36-19 halftime lead. The Aggies, who were 4-of-18 (22 percent) from behind the 3-point line and 7-of-15 (47 percent) from the free-throw line, couldn't overcome their shooting woes.

Alex Caruso led Texas A&M with 10 points.

A&M third-year coach Billy Kennedy apologized to Aggies fans after the game for his team's showing.

"We're not that bad, but we sure looked like it at times," Kennedy said. "We've got to get our guys playing confident again."

Meanwhile, UNT was better from long range (5-of-14

for 36 percent) than the Aggies were from anywhere on the court. The Mean Green outscored the Aggies 14-2 in fast-break points and tallied 13 steals, including three by Colin Voss.

"We just didn't bring it today," A&M forward Kourtney Roberson said. "We missed a lot of open shots, and we've got to get back in the gym and get our confidence back."

UNT snapped a three-game losing streak to the Aggies, and narrowed A&M's lead in the all-time series to 12-9. The Aggies have only one nonconference game remaining (against Texas-Pan American on Saturday at Reed Arena) before Southeastern Conference play starts Jan. 8 against Arkansas.

"They're going to win a lot of games in their league," Benford said of the Aggies. "It was just our night tonight. With our zone they started pressing a little bit, and their shots weren't falling. I'm proud of the effort we gave."

UNT next plays host to California-Riverside on Saturday at the Super Pit before opening C-USA action at home against Southern Mississippi on Jan. 9.

As for Benford's rare zone defense that was so effective against the Aggies?

"We stayed with it," Benford said, "and our guys did a good job of getting to their shooters."

FROM LAGOS TO THE SUPER PIT

By John Lugo

North Texas Daily – Jan. 14, 2014

On offense and defense, Nigerian Mean Green basketball guard Maurice Aniefiok takes control of the game. He drives to the basket and scores from outside, all while providing a physical presence.

In his best game of the season, the 21-year-old sophomore scored 21 points and grabbed 10 rebounds while shooting 75 percent for the Mean Green against Nicholls State University on Nov. 14 in the Super Pit, leading the team to a 92-78 victory.

This year, he's averaging 7.4 points per game while shooting 45.3 percent overall and 43.5 percent on three-point shots. Mean Green head coach Tony Benford said Maurice's competitive instincts and versatility allow him to adapt to different situations on the court, which is a big reason why Benford wanted him at UNT.

"Maurice is pretty competitive, he can play five different positions," Benford said. "He's got a chance to be a really good player for us. He's going to help us as we move through the season."

The game against Nicholls State marked the high point in Maurice's devotion to the sport that has changed his life. Basketball gave him the chance to leave his home in Nigeria and settle in the United States. It has provided him with a quality education, an adoptive American family and the opportunity to meet the woman he wants to marry.

"Basketball gave me a sense of purpose," Maurice said. "It gave me this perception about life: everything in life is either you win or you lose."

If not for basketball, Maurice would likely still be in Lagos, Nigeria, one of the fastest growing cities in Africa where he was born and raised. Maurice, the oldest of four children, came from a family that was not poor by Nigerian standards, but life was tough in a country where food is expensive and utilities are unreliable.

"I always tell people 'if you can survive in Nigeria, you can survive anywhere,'" Maurice said. "If you're broke here in America, at least you still have some food."

Despite growing into an exceptional soccer player as a child, Maurice decided to play basketball when at age 14 he began growing at a rapid pace, eventually reaching his current height of 6 foot 5 inches .

Maurice found himself so drawn to the sport that he would stay up all night watching NBA games on TV and researching players. He was stunned by the athletic ability of Michael Jordan, whom he credits as being the

reason he fell in love with the game.

"There was just certain things I saw about him that was just superhuman. I thought this guy wasn't real," Maurice said. "My friends would say 'this guy is into some voodoo stuff.'"

The nearest basketball court was a mile and a half from his home and he would run there to practice before school and play there with friends after. He played barefoot on the rough concrete surface, often tripping and losing toenails, only to wrap them up and return the next day.

His dedication to the game would pay off: a year and a half later, he traveled 12 hours southeast to Bayelsa State for a tournament hosted by Ejike Ugboaja, who was drafted by the Cleveland Cavaliers in 2006, the first Nigerian selected in the NBA Draft.

Maurice most looked forward to hearing from a professional, but actually won the MVP award of the tournament and was selected to be part of a basketball camp in Augusta, Ga. in 2010.

During the camp he impressed Rob Fulford, the head basketball coach at Huntington Prep School in Huntington, W. Va., who offered Maurice a full scholarship to play for him. At 17, Maurice met the toughest decision in his life: whether or not to move more than 5,000 miles away from his home in pursuit of his dream to play basketball at the highest levels.

His parents never supported his decision to play basketball, which wasn't popular in Nigeria, but wanted him to receive a better education. He boarded his flight four years ago, eager to see what America had in store for him. He hasn't seen his family since. "I was mostly consumed with the excitement that I was going to the U.S. and chasing my dreams," Maurice said. "I never really knew what I was up against."

The Sowards, a West Virginian family with three sons of their own, agreed to host Maurice during his time at Huntington Prep. Maurice not only had to adjust to a new family, but to the American lifestyle.

He faced difficulties balancing the workload that came with being a student-athlete, busy from morning to night with basketball, school and catching up on homework. After a few months, the reality of not being able to see his own family set in and he grew depressed.

"It was really tough for me," Maurice said. "But I thought, 'as long as I'm here, it's nothing I think I can't do.'"

His host mother, Trena Soward, did her best to help. She said she raised him like her own child and grew to love

CONTINUED - FROM LAGOS TO THE SUPER PIT

him as one.

“I assured him that I loved him, and we were here for him,” Trena said. “I truly believe that God has a plan for him and it’s something big.”

The year spent at Huntington Prep helped him greatly with the transition to college – preparation he may have never received in Nigeria, where he sometimes sat on the floors of classrooms that had no air conditioning or windows.

“There, the professors actually want you to fail,” he said. “It makes me appreciate everything I have, now that I’ve seen what it means not to have. Now that I have a little bit, I’m just grateful that I at least have something.”

He graduated from Huntington Prep in 2011 and committed to play basketball at the University of Mississippi on a scholarship. The year he spent there didn’t turn out as he had hoped. He sustained several injuries and was unhappy with his role on the team.

“It’s nothing against the coaches or the players I was playing with, but I wanted to be in a place I was needed, not that I was wanted,” Maurice said.

In the summer of 2012, Maurice transferred to Collin College in Plano. During the move he continued to rehab and recover from lingering injuries.

Maurice had numerous reasons for deciding on Collin College, one being that he had developed an online relationship with a woman named Pooja Patel, a student who attended school there, weeks after moving to the States. In July of 2012 they finally met in person and have been together since.

“It was just a weight off my shoulders and everything came together,” Patel said. “We had become such good friends over that period of time that when we finally met, it was kind of like that last puzzle piece was put into place.”

Although Maurice sat out during his year at Collin College, he was heavily recruited by UNT coaches and decided to join the Mean Green this season. He and Patel moved to Denton and got an apartment.

“I think, overall, being with her and staying with her is the best decision I’ve ever made in my life,” Maurice said. “She’s the reason why I want to raise a family here in America.”

On the court, Maurice is fun to play with, but teammate Chris Jones also claims he’s one of the calmest and funniest guys on the team.

“He’s always cracking jokes and making us laugh. His accent makes us laugh,” Jones said. “He doesn’t take offense to it. He knows it’s his accent and so he keeps

doing it. He’s a really cool guy.”

As an applied arts and sciences major Maurice is preparing for a life after basketball, but hopes to play professionally overseas. His parents allowed him to pursue basketball in the United States with the expectation that he receive a college education.

“The reason why I want to get a degree is to make my father proud,” Maurice said. “If there’s anything in life he’s been really committed to, it’s to make sure I get a degree, to make sure we all go to school, to make sure we all have something we can hold on to.”

Maurice talks to his parents once or twice a week, keeping them updated on his life and sometimes not even mentioning basketball. Maurice will reunite with his family next summer, when he and Pooja visit Nigeria.

“You never really know the worth of family until you move away from them,” Maurice said. “Using the words ‘missing them’ is an understatement.”

VOSS FINDS HIS FIT WITH THE MEAN GREEN

By Akshay Mirchandani
North Texas Daily - Jan 20, 2014

He started as a standout two-sport athlete in Grand Rapids, Mich. Now, four years later, he is a basketball player at UNT and has become a bright spot for the Mean Green men's basketball team. It's safe to say it has been a long journey for junior forward Colin Voss.

"When I look in the future, it's not like I don't know what I'm going to be doing," Voss said. "I'm going to be here for a while and I have to make it work and I'm enjoying myself so far."

Voss has become an integral part of the team, but it was a long road to get to Denton. The road began in Michigan, where he played football and basketball at East Grand Rapids High School.

Voss played tight end under his dad, who was the head football coach at East Grand Rapids, and together they won three straight state championships. However, despite his football success, Voss preferred basketball and decided to go to Central Michigan University to play.

"I just enjoyed playing basketball more. Even in high school, I kind of struggled practicing football," Voss said. "My dad was my coach, and I talked to him about it and he said 'you don't really practice hard with us, you don't enjoy practicing football every day,' and at that level you really have to love it because it's like a job."

The team slowly brought Voss along at Central Michigan, as he averaged 8.3 minutes in 29 games his freshman season, and looked forward to more playing time the following year. However, Voss broke his wrist, which caused him to miss his sophomore season of play and redshirt for the year. After that season, the Central Michigan basketball program went through a coaching change which prompted Voss to transfer.

"Our coach got fired, and the new guy came in and I didn't really know him," Voss said. "I don't think he really liked me, so I was like 'I'm out of here,' and I went to this [junior college]."

Voss transferred to Northern Oklahoma College, a junior college located in Tonkawa, Okla. Voss hadn't visited the school, but knew the head coach and decided to give it a chance. He said that going from Michigan to Oklahoma was a huge adjustment and he realized that on his way there.

"We got there and we like stopped on the side of the road and took this picture, because it was like 'Northern Oklahoma: exit here' and it was just like literally nothing," Voss said. "I was just like 'what the hell, what am I

even doing?'"

The chance Voss took paid off. Last season, his only at Northern Oklahoma, Voss averaged 11.6 points per game and 7.7 rebounds per game, and was named to the NJCAA All-American second team. That was when he caught the attention of the Mean Green.

"Coach David Anwar, my assistant coach, did a great job of recruiting him last year," head coach Tony Benford said. "He was a great kid, great attitude, works hard every day."

Voss said he felt comfortable with UNT and saw a lot of positives in the basketball program.

"I liked the city, I liked the school," Voss said. "It was a good conference. I thought we had the opportunity to win and I think we still do."

The beginning of this season didn't start as planned for Voss. Before it even started, he suffered a torn quadriceps, which forced him to miss the last month of practice and preseason. However, Voss' injury healed quicker than expected and he returned just in time for the start of the regular season.

"I've never had a leg injury like that before," Voss said.

"I was weak, I couldn't jump and I couldn't really explode. But it got back to normal after a couple of weeks."

Voss is averaging 6.7 points per game along with 5.9 rebounds, and has become a starter for the Mean Green. Senior guard Alzee Williams said that Voss is a gritty player on the court, but that he is a great guy off the court.

"On the court he's a grimy guy," Williams said. "He's real tough. He doesn't let anybody punk him. Off the court he's real nice and likes to make jokes, and everybody's friends with him."

Benford said he brings a lot to the squad.

"I think he brings stability to our lineup. He understands what we're doing," Benford said. "His dad's a coach and his mom played college basketball so he understands that side of it."

Benford said Voss can score, rebound and defend in the post and is a really good all-around player.

Despite all of the moving around and the different obstacles that Voss has come across during his college career, he has learned to embrace change when it comes along.

"A lot of people are afraid to change. I learned a lot at Central Michigan when I broke my wrist," Voss said.

"You get down for a minute when you have to redshirt, you get sad and blah blah blah, sad you're not playing. I think it helped me here when I got hurt. I knew I couldn't let it affect me and let it bring me down."

JONES FINDS FOOTING AGAIN IN UNT ATTACK

By Brett Vito

Denton Record-Chronicle - Jan. 23, 2014

Chris Jones can remember the popping sound that came from his right foot as he dove after a loose ball on the floor at E.A. Diddle Arena more than a year ago.

At the time, Jones thought he needed a new tape job.

North Texas' starting point guard found out later he needed a lot more than some tape. He needed time — nearly half a season's worth — to recover after breaking a bone in his foot.

And that was just for starters.

Jones also needed time to overcome the depression he sunk into and rediscover the form he showed early in his career, when he emerged as one of UNT's most valuable players.

The former Garland Lakeview Centennial standout says he is closer than ever to completing that process heading into a game against UAB (12-5, 1-2 Conference USA) tonight at the Super Pit, the opener in a key two-game homestand for the Mean Green (10-8, 1-3).

"I am starting to get back to form," Jones said. "I catch myself thinking about the future, which messes me up. I am trying to get away from that and am starting to play better because I am not thinking so much."

Jones has had plenty to think about during a career at UNT that has taken more than its share of twists and turns. The junior missed the second half of his freshman season because he was academically ineligible and played in just 16 games as a sophomore because of his broken foot.

Add in a game Jones missed this year against Central Arkansas, and he has played in just 52 games in more than 2 1/2 seasons.

A look at Jones' career stats in that limited time shows just how big an impact he can make when he is healthy and has the ball in his hands.

Jones has 220 career assists — just 14 short of cracking the top 10 in school history. That isn't a long road for Jones to travel, not with the way he has been playing lately.

Jones had 13 assists in the Mean Green's last two games combined, including a season-high eight in a win over Marshall.

"It has been great to have him back," UNT coach Tony Benford said. "This is the first time he has played in the second semester in his career. He gives us stability."

He also gives UNT what Benford says is a better lineup.

UNT often had to move leading scorer Alzee Williams to the point guard spot when Jones was unavailable.

Williams has been able to play off the ball more with Jones in the lineup and leads the team with an average of 12.3

points per game.

"It has helped us a lot to have Chris back," Williams said.

"He gives us energy. The whole team feeds off him. He gets everyone involved."

No one has been happier about being on the floor this season than Jones, who has missed more time in his career than he ever anticipated.

Jones spent a lot of time working out in a pool while recovering from his broken foot. He was around the team but missed contributing on the floor.

"It was tough to sit out the last half of the year, especially after having to sit out the last half of my freshman season,"

Jones said. "I took it hard and got depressed at times."

Jones also has had to deal with playing for a new coaching staff the last two seasons. He averaged 14.1 points per game in the semester he played his freshman year under former UNT head coach Johnny Jones, who left for LSU after the season.

Benford has asked Chris Jones to be more of a quarterback for his team and distribute the ball to the scorers around him.

Jones spent a lot of time thinking about his foot and his role.

He wasn't completely comfortable with either until recently. UNT will need Jones to be at his best tonight. UAB has

beaten North Carolina and Rutgers this season. Junior guard Chad Frazier is averaging 17.4 points per game to lead three UAB players scoring in double figures.

UAB ranks fourth nationally in rebounding margin at plus-11.0.

"They are big and strong and attack the glass," Benford said.

"We have to take that to another level while rebounding. We also have to keep them out of transition."

UNT will be without senior guard Brandan Walton, who is out with a concussion he suffered in practice this week.

UNT feels better about its chances to knock off the Blazers despite those challenges now that Jones is back from his broken foot.

Jones suffered a dancer's fracture — a break of the fifth metatarsal, the bone that runs from the midfoot to the base of the small toe.

Jones needed several weeks to recover and returned in time to play three games at the end of last season after missing nearly two months. He needed even longer to feel completely comfortable on the court again.

More than a year has passed since that ill-fated dive on the floor at Western Kentucky. That time has Jones feeling like he is ready to dance again.

VAUGHNS BECOMES LEADER IN LONE SEASON

By Brett Vito

Denton Record-Chonicle - Feb. 1, 2013

Vertrail Vaughns left everything he knew in college basketball behind for a dream nearly a year ago.

The former George Mason guard wanted to play a little closer to home and see his father in the stands regularly for the first time in his college career.

Transferring to North Texas for his senior season provided the Mesquite graduate that opportunity, one he has quickly capitalized on heading into a game today at Tulsa.

Vaughns has developed into a key player for UNT, not only on the court but off it as well in his first and final season at the school.

"If you look around the country, a lot of teams have players who are coming in for one year," UNT coach Tony Benford said. "He has helped us off the court and in the locker room from a maturity standpoint. He is a great character guy and a great leader who is vocal."

UNT will rely on Vaughns to provide a steadying influence again on what will be a key day for both the Mean Green's men's and women's teams.

The UNT men (11-9, 2-4 Conference USA) enter their game at Tulsa — the opener of a three-game road swing — off a loss to Middle Tennessee, while the UNT women (8-12, 2-5) are aiming to break out of a two-game slide in a home game against UAB (11-8, 3-3).

Benford pointed to the fact that the Mean Green's last two losses in C-USA play have come by a combined nine points as a sign that his team is close to breaking through heading into its game against the Golden Hurricane (9-11, 4-2).

Vaughns' consistent contributions are one reason for Benford's optimism. They also are a key reason Vaughns feels like he made the right decision when he transferred to UNT last spring.

The 6-foot-2 guard has started six games at UNT, is averaging 7.6 points per game and is one of the Mean Green's most consistent players. He has scored at least five points in all but six of UNT's 20 games, including the last seven.

"It has worked out the way I hoped," Vaughns said. "I'm getting my education and a chance to play at a place I love every day."

The fact that Vaughns' father, Myron Vaughns, has been there pretty much every step of the way has only made the experience more rewarding. Vertrail Vaughn's father, who missed so many of his son's games at George Ma-

son, hasn't missed a UNT home game all year.

"That has been really cool for us," Vertrail Vaughns said. Vaughns spent four seasons at the Virginia school, including a redshirt year, and saw his career with the Patriots peak his sophomore season when he started all 33 games and averaged 8.8 points.

Vaughns' playing time decreased his junior year, when he didn't start a game and saw his scoring average dip to 5.0 points per game.

"I really liked being at George Mason," Vaughns said. "It gave me a chance to be by myself. I learned a lot of things and grew up, but it was hard for me to get back home and see my mom."

UNT offered Vaughns a chance to restart his career closer to home and take advantage of an NCAA rule that allows seniors who have already received their degree to transfer and enroll at another institution as a graduate student as long as the school the player is leaving does not offer the same graduate degree.

Vaughns is working toward a master's degree while studying digital communications and marketing and will graduate this summer.

Vaughns is close friends with former UNT standout Roger Franklin, who is playing overseas. That connection helped UNT's staff foster a relationship with Vaughns, who has helped fill the leadership void left by Franklin's departure.

UNT has six players who are in their first season playing for the Mean Green.

"Vertrail has made a big impact," UNT guard Chris Jones said. "He has fit in perfectly. Whatever coach wants him to do, he does. He's a combo guard who can come in and get his shot off or run the team."

Jones said that Vaughns has become something of a coach on the floor and has helped him develop as a player, pointing out areas in which he can improve or ways he can adjust to make a bigger impact.

Vaughns tries to have that type of impact on all of UNT's guards, including Alzee Williams, a senior who fills a similar role as a combo guard.

That is just the kind of impact Benford hoped Vaughns would make in his only season at UNT. It's also what Vaughns envisioned when he decided to transfer and play his final year of college basketball in Texas.

"I feel like I'm able to lead by example," Vaughns said.

"I fit that role and challenge Alzee and Chris every day. We make each other better."

BENFORD BRINGS EXPERIENCE, NEW CULTURE

By Akshay Mirchandani
North Texas Daily – Feb. 3, 2014

The ball is going to stop bouncing one day. This is just one of the many messages that second year head coach Tony Benford sends to the Mean Green men's basketball team: focus on academics, because basketball won't be there forever.

Benford's first two years at UNT had ups and downs, but he still sends positive messages off the court to his team while also using his past basketball experiences to help the team win on the court.

"First of all, I want kids to get their degree. That's the most important thing for me," Benford said. "[I want to] teach them to be productive citizens when they leave here, but also we want to win championships."

Benford had his own success as a player, but it met a bitter end as he fell just short of playing in an NBA game. He started his playing career at Texas Tech University and was drafted by the Boston Celtics in the fourth round of the 1986 NBA Draft. Unfortunately for Benford, he was cut during training camp and was released later by the Chicago Bulls.

Benford then decided to go to the Netherlands and play professionally for the Dutch Basketball League, where he had trouble adapting to a new culture.

"It was an adjustment because you didn't have the social media that you have now," Benford said. "You didn't have your phone and you didn't have your Internet back in the day."

Benford knew in high school that coaching was his true passion and pursued it as a career after his playing days. He was an assistant coach at the University of New Mexico (1992-1998), Arizona State University (1998-2006) and the University of Nebraska-Lincoln (2006-2008).

After that, Benford was an assistant coach and associate head coach at Marquette University under Buzz Williams in the Big East conference from 2008 to 2012. Marquette went to the NCAA tournament in all four of Benford's years there and reached the Sweet Sixteen twice.

"It was tremendous going to the tournament every year," Benford said. "I think once guys go to the tournament... it changes your work ethic. A coach doesn't have to beg a kid to go work out."

In his time as a coach, Benford has also coached players currently in the NBA, such as Jimmy Butler of the Chicago Bulls, Jae Crowder of the Dallas Mavericks and former UNT star Tony Mitchell of the Detroit Pistons. Senior guard Alzee Williams said all of Benford's success

makes the players want to listen and absorb what he has to say and Benford's experience shows on the court.

"When some coaches would get nervous, he just keeps his poise like he knows what he's doing because he's done it before and he's been in the position," Williams said. "You can just tell he has a lot of experience from doing this."

Williams said Benford has also brought a new, intense style to the Mean Green.

"It's real tough and aggressive," Williams said. "We just want to go out fighting. He doesn't want us to get punked out there, just give everything you've got."

Not only has Benford brought a new attitude to the Mean Green on the court, but off the court as well. Academics is one of the biggest things he emphasizes.

"I think one of the things that I really adore about him is he's so huge on, 'you have to get better in school'," sophomore guard Maurice Aniefiok said.

Benford said that he also wants his players to have a sense of accountability and wants them to be successful later in life, whether it's in basketball or another career.

"You got to have something to fall back on in your life and you've got to be really prepared," Benford said.

"You're going to have a family one of these days and you've got to be a professional in something... whatever you decide to be, you got to be successful."

Aniefiok said Benford is like a father figure to the team and he is a very approachable coach. He always makes time to speak with players when they need to talk.

"His office is always open, 24/7," Aniefiok said. "The good thing about him is that when he's with someone in his office, a very important person, and a player walks in he tells the person to hold on because he needs to talk to the player. He puts his players first."

Despite all of the intangibles and experience that Benford has brought to the program, it was a rough start to his UNT career last season as the team finished with a 12-20 record. This season, however, the team is currently 11-10 in its first season in Conference USA and is still improving.

"Have we had the success we want? No. But I think we'll continue to get better every day," Benford said. "We're trying to establish our own culture. A culture of toughness, a culture of accountability and of great character guys."

FLANNIGAN FINDS ROLE WITH UNT

By Brett Vito

Denton Record-Chronicle – Feb. 26, 2014

There was a time before North Texas opened the season a few months ago when Armani Flannigan seemed destined to be a major part of the Mean Green's plans — if not a star. The Central Wyoming transfer won the dunk contest and went on to score 12 points in an exhibition game at UNT's season-opening Basketball Madness event in October.

Flannigan nearly vanished at that point, playing sparingly while trying to carve out a role and make the transition to playing at the Division I level. The process is one the 6-8 forward appears closer than ever to completing heading into UNT's game tonight at Texas-San Antonio.

Flannigan has started each of UNT's last two games and grabbed a career-high seven rebounds to go with four points and three blocks in a win over Florida International last week. He followed that performance by posting two points, two rebounds and a block in nine minutes while starting a second straight game Saturday, when the Mean Green beat Florida Atlantic.

That level of production might not sound like much, but it represents a key step forward for UNT, which has struggled to compete in the paint throughout the Conference USA season. The Mean Green heads into tonight's game ranked 14th out of 16 teams in the league in rebounding with an average deficit of 2.8 per game.

"Armani is getting more comfortable and confident in himself," said forward Kelvin Gaines, another member of UNT's frontcourt rotation. "He knows what we need from him.

What people are seeing on the floor is what we are seeing in practice."

That improvement is coming at just the right time for UNT, which has won three straight games and is hoping to continue its late run at securing a bye in the upcoming C-USA tournament. UNT (14-13, 5-8 C-USA) is in a three-way tie with Charlotte and FAU for the No. 9 seed and the last bye heading into its game against UTSA (8-18, 4-9).

Flannigan has played a role in putting UNT in position to earn a bye, which both he and coach Tony Benford attribute to the experience the junior has gained over the course of the season. Flannigan had to finish his two-year degree in Wyoming to be eligible to transfer to UNT and didn't arrive in Denton until just before the beginning of the school year. By then, Flannigan was pretty far behind his teammates in terms of adapting to new surroundings, coaches and teammates — not to mention learning UNT's offense. His high-end athleticism helped him mask a lack of experience in a glorified pickup game during the preseason event and

allowed him to outshine his teammates in the dunk contest. Once UNT started playing in competitive games, fitting in became much harder for the 200-pound forward. Flannigan enters tonight's game averaging just 2.5 points and 2.2 rebounds per game, although he does have 27 blocks — six short of 10th place for a single season in school history, despite playing just 10.5 minutes per game.

"That was a factor in me not being able to get going early," Flannigan said of his late arrival on campus. "I was trying to get used to everyone and find my role, which is to bring energy, block shots and rebound.

"It was hard, but I had to stay motivated and focus on the main goal, which is winning."

UNT has shown signs that it could be learning to do just that after an up-and-down start. The Mean Green beat Texas A&M on New Year's Eve, the highlight of a four-game winning streak, but then lost eight of its next 10 games.

UNT has broken out of that slump and won its last three games, all by two points in nail-biting fashion. East Carolina and FAU missed potential go-ahead 3s in the closing seconds during the streak, while Chris Jones hit a game-winning runner against FIU.

"We are playing well at the right time of the year," Benford said.

Flannigan's play of late might not be the biggest reason for UNT's run, but it has been a factor.

"Armani is starting to get used to what we are doing," Benford said. "He has to continue to be aggressive. I have talked to him about being our energy guy — a guy who rebounds, defends, blocks shots and runs the floor."

Benford says that Flannigan's offensive game will continue to develop throughout the rest of a season that has been tough at times for the Rockford, Ill., native.

"At first it was kind of iffy," Flannigan said of his feelings about the way his career was unfolding at UNT. "You want to play more and contribute, but I found my role and have a great relationship with the guys and the coaching staff."

Flannigan and his teammates say his progress is just another sign that the team is finding its form at the right time.

"We need to ride this momentum to the end of the season," Flannigan said. "Everyone is excited in the locker room. The coaches are excited. There is a lot of positive energy."

Flannigan is hoping the way he has helped UNT late this year is a sign of what is to come in his final season with the Mean Green. He will have a whole summer to prepare before next season's tip-off event.

"This will carry over into next year," Flannigan said. "I want to finish off this year strong and I will be here for the summer. That will help a lot."

COLLEGE GRADS HELPING UNT BASKETBALL

By George Riba
WFAA – Jan. 7, 2014

DENTON — The University of North Texas basketball team will open conference play on Thursday with a four-game winning streak.

On their team are two college graduates with playing eligibility left.

“I got my Bachelor of Science in criminal justice,” said UNT center Kelvin Gaines.

“It’s kind of a long name: it’s Interactive virtual Digital Communications,” North Texas guard Vertrail Vaughns said of his degree.

Gaines is from Florida and played at Cincinnati before transferring to Denton. Vaughns went to Mesquite High School and played at George Mason.

Because Gaines and Vaughn are college graduates, they were able to transfer to North Texas and start playing basketball right away. They did not have to sit out a year. So now, they’re going to school here and working on their Masters.

“My academic advisors at Mason told me about it,” Vaughns said. “If you’re a grad student, then you can go and play right away.”

“Yeah I love that,” Gaines added. “When I found that out, I was pretty amazed about that.”

North Texas athletic director Rick Villarreal said what the NCAA did makes perfect sense.

“I think what the NCAA did is realize that there are some institutions where young men or young ladies are going to go to school and get their undergraduate degree and want to move with their education, but don’t necessarily have the graduate degree that a young person might want,” Villarreal said.

The rule was changed a few years ago; it’s given North Texas two players with NCAA Tournament experience.

“It’s almost like free agency in college basketball,” head coach Tony Benford said. “You look around the country,

every team — I don’t care if it’s Duke, Kansas or North Carolina — everybody probably has a fifth-year kid that was at another institution, got his degree in three years, and is playing right now in college basketball.”

“It’s a blessing,” Vaughns said. “It’s extra work. Its hard work. But we’re hanging in there, and we’ve got to do what we’ve got to do.”

“I felt this was a great situation,” said Gaines. “I couldn’t ask for much more, so I took advantage of what I had.”

“Those guys have elevated our practice,” Benford said. “They bring a great deal of character to our basketball team and into the locker room.”

And they’re helping teammates realize that good grades and basketball go hand-in-hand.

UNT SET FOR FIRST C-USA CONTEST

By Brett Vito

Denton Record-Chronicle – Jan. 8, 2014

When North Texas senior guard Brandan Walton took a look at where the Mean Green stands on the eve of Conference USA play on Wednesday, he saw a team with a long way to go.

Walton and coach Tony Benford see that assessment as a positive for UNT as it enters its first season in the league. UNT has dealt with a host of injuries throughout its nonconference slate and is in the process of incorporating several players who will be critical to the Mean Green's success.

The process won't be completed for a while, but UNT is a lot closer to being the team it thinks it can be than it was a few weeks ago and is still growing. That growth could bode well for UNT tonight when it opens C-USA play against Southern Mississippi.

"We can contend for the title," Walton said. "I think we are one of the best teams in the league and still have a lot of room for growth. We have a lot of depth."

The Golden Eagles were widely considered to be among the elite teams in C-USA heading into the season and have solidified that status by running out to a 13-2 start, with their only losses coming against No. 7 Louisville and Western Kentucky.

UNT (9-5) is off to a good start as well and has won its last four games. That run has coincided with the Mean Green getting all of its key players on the court.

Mean Green forwards Kelvin Gaines and Colin Voss dealt with foot and thigh injuries, respectively, that kept them out of practice for weeks early in the season. Gaines has played in three games.

Transfer guard T.J. Taylor missed UNT's first two games with a knee injury.

Voss, Gaines and Taylor are just a few of the new players UNT has had to incorporate this year. Vertrail Vaughns and Maurice Aniefiok, a pair of key guards, are both in their first season at UNT.

UNT doesn't see the lack of experience among some of its key players as a potential roadblock in its path toward a solid first season in C-USA.

"Hopefully we can catch some of that magic that coach Mac [Dan McCarney] and the football team had," Benford said. "No one expected them to do a whole lot this year, and look at what they accomplished. We know it will be a challenge, but we are excited to be in the league."

Benford said he believes that UNT is headed in the right

direction and that its nonconference schedule has prepared the Mean Green for C-USA play.

UNT has nine players who have started at least one game and will have plenty of players to turn to in C-USA action. Alzee Williams is averaging 14.4 points per game to lead the Mean Green.

"This is the first time I have had every scholarship player healthy since I took the job," Benford said. "That really helps. We have had better competition in practice."

Having all of its players available will give UNT a lift heading into what Benford and his players say will be a tough conference season.

"It's a great league with a lot of great teams, especially at the top," Benford said. "Our nonconference schedule prepared us. It was comparable to everyone in our league."

A game against Southern Miss will let UNT know right away how prepared it is for the C-USA season. The Golden Eagles are allowing 62.1 points per game — best in the league.

"They do a great job and play all zone," Benford said.

"They are not very big, but they are athletic and tough.

They remind me of an old Big East team, they play so hard. They will be the toughest team we play all year."


Senior guard Neil Watson is averaging 11.8 points for Southern Miss, which has four players in its starting lineup averaging at least 9.2 points per game.

"It will be a tough league," Gaines said. "We have what most people think is the toughest team in the conference [tonight]. I love it. It will show where we are at and where we need to be."

RADIO-TV CHART




0 Vertrail Vaughns
6-2 • 194 • Sr. • G
Mesquite, Texas



1 Maurice Aniefiok
6-5 • 212 • So. • G/F
Lagos, Nigeria




2 Brandan Walton
6-2 • 205 • Sr. • G
Compton, Calif.



3 Alzee Williams
6-4 • 182 • Sr. • G
Dallas




4 Armani Flannigan
6-8 • 200 • Jr. • F
Rockford, Ill.



5 Chris Jones
6-2 • 203 • Jr. • G
Garland, Texas



10 Austin Mitchell
6-1 • 180 • So. • G
Plano, Texas




21 T.J. Taylor
6-3 • 215 • Jr. • G
Denison, Texas




22 Greg Wesley
6-7 • 190 • Fr. • F
Arlington, Texas




23 Jordan Williams
6-6 • 202 • Jr. • G
Dallas




24 Kelvin Gaines
6-10 • 240 • Jr. • F/C
Ocala, Fla.



33 Colin Voss
6-7 • 240 • Jr. • F
Grand Rapids, Mich.



44 Keith Coleman
6-10 • 250 • Jr. • F
Philadelphia



HEAD COACH
Tony Benford



NORTH TEXAS BASKETBALL