

NORTH TEXAS BASKETBALL

18 CONFERENCE CHAMPIONSHIPS • 1988, 2007, 2010 NCAA TOURNAMENT

Stephen Howard • Asst. Director Communications • Office: 940.369.8548 • Cell: 817.793.5199 • stephen.howard@unt.edu

2014-15 SCHEDULE

NOVEMBER

14	Arkansas-Monticello	W 84-62
17	Nicholls State	7:30 p.m.
19	Delaware State	7 p.m.
23	Iona	5 p.m.
26	Mississippi Valley St.	7 p.m.
28	at Arkansas (SEC Network)	8 p.m.

DECEMBER

3	at Oklahoma State (CTVN)	7 p.m.
14	at Stephen F. Austin	3 p.m.
17	Langston	11:30 a.m.
21	Creighton (FSN)	1 p.m.
23	Prairie View A&M	7 p.m.
29	at Texas Tech (TTV)	7 p.m.

JANUARY

2	UTEP * (ASN)	7 p.m.
4	UTSA * (FSN)	2 p.m.
10	at Rice * (ASN)	2 p.m.
15	at Charlotte *	6 p.m.
17	at Old Dominion *	6 p.m.
22	Louisiana Tech *	7 p.m.
24	Southern Miss *	7 p.m.
31	Rice * (ASN)	7 p.m.

FEBRUARY

5	at Western Kentucky *	7 p.m.
7	at Marshall *	6 p.m.
12	UAB *	7 p.m.
14	Middle Tennessee * (ASN)	7 p.m.
19	at Florida Atlantic *	6 p.m.
21	at FIU *	5 p.m.
26	Charlotte *	7 p.m.
28	Old Dominion * (ASN)	4:30 p.m.

MARCH

3	at UTEP *	8 p.m.
7	at UTSA *	2 p.m.


11-14 Conference USA Tournament %

* Conference USA league game
% C-USA Tournament (Birmingham, Ala.)
All times Central

GAME 2 - NICHOLLS STATE COLONELS



North Texas (1-0, 0-0 C-USA) vs. Nicholls State (0-0, 0-0 SLC)
Monday, Nov. 17, 2014 • 7:30 p.m. Central
Denton, Texas • The Super Pit (10,500)
Radio: MGRN - 88.1 KNTU-FM, 95.3 KHYI-FM
George Dunham (PxP), Hank Dickenson (Color)
TV: None • Webcast: MeanGreenSports.com/AllAccess (\$)
Series: NSU leads 9-8 • Streak: NT won last 4
Last: NT won 92-78 at the Super Pit on 11/14/13



MEAN GREEN SPOTLIGHT



JEREMY COMBS

6-7 • 195
Fr. • F
Dallas
Carter HS

Earned the start in his first collegiate action and was just one board shy of a double-double. Combs tallied a game-high 17 points, 9 rebounds and 2 blocks.

NORTH TEXAS MEAN GREEN

No.	Pos	Name	Ht	Wt	Class	Hometown	Last School
0	G	Carrington Ward	6-2	180	Jr.	Philadelphia	San Jacinto College
1	G	Maurice Aniefiok	6-5	212	Jr.	Lagos, Nigeria	'Ole Miss
2	G	Greg White-Pittman	6-2	206	Fr.	New Orleans	Holy Cross HS
3	G	DeAndre Harris	6-3	193	So.	Milwaukee, Wisc.	Tyler JC
4	G	J-Mychal Reese	6-1	180	Jr.	Bryan, Texas	Texas A&M
5	G	Todd Eaglin	5-10	175	Jr.	New Orleans	Tyler JC
10	G	Chris Campbell	6-3	185	Jr.	Houston	Jacksonville College
11	F	Jeremy Combs	6-7	195	Fr.	Dallas	Carter HS
20	F	Muhammed Ahmed	6-7	215	Jr.	Bronx, N.Y.	Gillette College
21	G	T.J. Taylor	6-3	215	Sr.	Denison, Texas	Marquette
22	G	Greg Wesley	6-7	193	R-Fr.	Arlington, Texas	Seguin HS
23	G	Jordan Williams	6-6	205	Sr.	Dallas	Kimball HS
25	F	Armani Flannigan	6-8	205	Sr.	Rockford, Ill.	Central Wyoming
33	F	Colin Voss	6-7	240	Sr.	Grand Rapids, Mich.	Northern Oklahoma

COACHING STAFF

- Head Coach: Tony Benford
2nd year at NT (29-36 Record)
Overall (Same)
- Associate Head Coach: Rob Evans
- Asst. Coaches: David Anwar,
Scott Monarch
- Director of Operations: Jeff Luster
- Strength Coach: Chris Seroka

PRONUNCIATION GUIDE

- 0 Carrington Ward • CARE ing ton
- 1 Maurice Aniefiok • uh NAY fee ock
- 3 DeAndre Harris • DEE on dray
- 4 J-Mychal Reese • JAY michael
- 20 Muhammed Ahmed • AHH med
- 25 Armani Flannigan • Like the suit

QUICK FACTS

Location: Denton, Texas
Founded: 1890
Enrollment: 36,221
Nickname: Mean Green
Colors: Green and White
Home Arena: The Super Pit (10,500)
Conference: Conference USA
Program All-Time Record: 1,092-1,230-1
Program founded: 1916-17 (97th season)

INSIDE THE MATCHUP

- Nicholls State got 15 points from Sam McBeath and shot 49.2 percent from the floor to roll Mobile in their exhibition game, 92-65, on Nov. 12. The Colonels tallied 21 total assists, eight by guard Richie Lewis, and turned Mobile over 24 times. Thirteen Colonels played in the game and 12 scored.
- The Colonels are not shying away from anyone in the opening months of the season. After leaving Denton, Nicholls will head to UCLA (Nov. 20), Wake Forest (Nov. 24) and Michigan (Nov. 29) on a four-game road swing. The Colonels then return home to host Loyola of New Orleans (Dec. 6), but then hit the road to face Wisconsin (Dec. 13).
- NSU was tabbed to finish eighth in the 13-team Southland Conference in both the Coaches and SID preseason polls. The Colonels return 10 letterwinners and three starters after finishing seventh in the league last season. Nicholls has participated in six straight Southland Conference Tournaments - the best streak in program history. Stephen F. Austin, which advanced to the NCAA Tournament third round last season, is the heavy favorite in the Southland this year.
- The Colonels will have to replace their top two scorers from 2013-14 in Dantrell Thomas and Jeremy Smith, who both finished among the Southland's top 20 in points per game. Thomas averaged 15.9 points, and Smith wasn't far behind with 13.9. Looking to fill the void will be junior T.J. Carpenter and senior Shane Rillieux, who poured in 9.3 and 6.0 points per game last year. The Colonels will return several injured players from last year, and add eight newcomers to the roster for 2014-15.
- Nicholls State head coach J.P. Piper (111-182) is entering his 11th season at the helm in Thibodaux, La., and is just the fourth skipper in school history to coach at least nine seasons at the school.

TALE OF THE TAPE

MEAN GREEN	COLONELS
84.....PPG	-
+22.....Margin.....	-
58.6.....FG%.....	-
37.5.....3PT%.....	-
54.2.....FT%.....	-
+10.....Rebound Margin.....	-
16.....Asst. Avg.	-
17.....TO Avg.	-
9.....Steals Avg.....	-
4.....Blocks Avg.....	-

MEAN GREEN TEAM NOTES

Fantastic Freshmen - Jeremy Combs and Greg White-Pittman both led their respective states in scoring in high school, and both worked their way into the opening day starting lineup. Combs poured in 17 points and nine rebounds in Friday's season opener - both game highs. He led all Texas 4A players as a junior with 811 total points (23.2 ppg). White-Pittman, nephew of former NBA standout Robert Pack, was the Louisiana 5A MVP last season after leading the state with 25.6 points per game. On Friday, White-Pittman scored 10 points and tallied a pair of dimes.

Versatile Attack - Six North Texas players scored double-figure points in Friday's opener - the most by an NT team since it topped ULM on Feb. 19, 2009 (McCoy 20, Tramiel 17, Thompson 13, Johnson 12, Dennis 10, Odufuwa 10). The versatility helped NT shoot 58.6 percent from the floor overall, which is the second-best mark of the Benford era (75.0 percent vs FIU, 2/9/13).

Six Mean Green Players In Double-Figures

Player	Pts	Reb	Other
Combs	17	9	2 blocks
Williams	12	4	9 assists
Voss	11	9	1 assist
Aniefiok	11	2	4 steals
Ahmed	10	7	1 steal
GWP	10	0	2 assists

Taking Steps Forward - NT finished with 16 wins and a .500 record in 2013-14, marking a huge improvement over 2012-13's injury-plagued 12-20 campaign. Last year's squad was one of just 18 Mean Green teams to rack up at least 16 wins, and it represented just the 30th season with at least a .500 record since World War II.

Veteran Leader - Jordan Williams ended his junior season as North Texas' scoring and rebounding leader, and is climbing the career charts. Williams already ranks 19th in school history with 1,057 career points (see page 5 for full scoring chart). With a standout senior campaign Williams could challenge the top 10 scorers in NT history.

Gridiron or Hardwood? - Standout forward Colin Voss had a decision to make coming out of high school - choose to attend college as a basketball or football player. Voss, who averaged 7.3 points and 5.8 rebounds per game as a stalwart on the low block for North Texas last year, was considered one of Michigan's top tight end prospects out of high school, and had multiple offers to play in college (the best of which came from the Big 10). In the end, Voss went with his heart and opted to play hoops at Central Michigan. The 6-7 forward was later named an NJCAA All-American at Northern Oklahoma before signing with North Texas.

Tough Non-Con Slate - The 2014-15 schedule will pit NT against arguably its toughest slate since the debut of the Ratings Percentage Index (RPI). For the first time since 1988-89, and for just the third time since the RPI came into existence in 1980, NT will host two non-conference opponents that finished the previous season with an RPI of 62 or better (Creighton, RPI 17, Iona, RPI 62). NT will also face four other non-conference opponents that finished last season inside the RPI top 130: Arkansas (RPI 67), Oklahoma State (RPI 52), Stephen F. Austin (RPI 47) and Texas Tech (RPI 130). In all, NT will suit up 14 times against squads that won at least 18 games in 2013-14, including 11 20-game winners.

When It Matters Most - While last season was NT's first appearance in the Conference USA Tournament, the Mean Green is now 16-6 in conference tourney games over the last eight seasons. North Texas won the 2007 and 2010 Sun Belt Tournaments. Last season, No. 10 seed North Texas knocked off Rice in the opening round of the C-USA Tourney before falling in a heart-breaker to Tulane in the second round.

Hoops Pedigree - Freshman signee Greg White-Pittman has top-level basketball in his blood. Robert Pack, who played 13 years in the NBA after a standout career at USC, is White-Pittman's uncle. In fact, Pack won't be too far away from his nephew, as he is expected to begin his third year as an assistant coach for the Oklahoma City Thunder in the fall. White-Pittman was named the Louisiana 5A State MVP after leading the state with 25.6 points per game in 2013-14.

Hard Place To Play - The Mean Green has been nearly unbeatable at the Super Pit over the last few years. In fact, NT is 93-31 (75.0 percent) at the Super Pit since 2006-07.

Nation's Top Assistant - Associate head coach Rob Evans has been named the nation's top mid-major assistant coach by Hoop Scoop magazine in each of the last two years. Evans is a veteran of 205 victories and six postseason bids in 14 years as a head coach at Arizona State and Ole Miss, where he earned the SEC and National Coach of the Year honors in 1997.

First-Class Staff - The NT staff collectively owns over 100 years of collegiate coaching experience. On top of Evans, assistant coach David Anwar spent six seasons at Nebraska, and is a 14-year collegiate coaching veteran. Scott Monarch has been in coaching since 1990, and spent five years alongside Buzz Williams at New Orleans and Marquette. Director of Operations Jeff Luster has a 20-plus year college basketball career, and rounds out the staff.

0 CARRINGTON WARD LAST GAME: 5 pts, 3 reb, 2/4 fg ... Averaged 16.0 points per game in 2013-14 at San Jacinto ... Honorable Mention All-Region XIV as a sophomore ... Posted a 2.0 assist-to-turnover ratio on the year.
 6-2 • 180 • JR • PHILADELPHIA
 GP ... GS ... Min ... Avg ... FG ... FGA ... Pct ... 3FG ... FGA ... Pct ... FT ... FTA ... Pct ... Off ... Def ... Tot ... Avg ... PF ... FO ... A ... TO ... Blk ... Stl ... Pts ... Avg
 1 0 17 17.0 2 4 .500 0 1 .000 1 2 .500 0 3 3 3.0 3 0 1 3 0 0 5 5.0

1 MAURICE ANIEFIOK LAST GAME: 11 pts, 5/8 fg, 4 steals ... Shot 37.1 percent from 3-point last year, which led NT and ranked 15th in C-USA ... NT's 2nd best free throw shooter at 80.0% ... 10 double-digit scoring games.
 6-5 • 212 • JR • LAGOS, NIGERIA
 GP ... GS ... Min ... Avg ... FG ... FGA ... Pct ... 3FG ... FGA ... Pct ... FT ... FTA ... Pct ... Off ... Def ... Tot ... Avg ... PF ... FO ... A ... TO ... Blk ... Stl ... Pts ... Avg
 1 1 28 28.0 5 8 .625 1 2 .500 0 0 .000 1 1 2 2.0 1 0 1 4 0 4 11 11.0

2 GREG WHITE-PITTMAN LAST GAME: 10 pts, 2 assts, 1 steal ... LSWA Class 5A MVP in '13-14 ... Tied for the Louisiana 5A scoring lead with 25.6 PPG ... Nephew of former NBA standout, current OKC coach Robert Pack.
 6-2 • 206 • FR • NEW ORLEANS
 GP ... GS ... Min ... Avg ... FG ... FGA ... Pct ... 3FG ... FGA ... Pct ... FT ... FTA ... Pct ... Off ... Def ... Tot ... Avg ... PF ... FO ... A ... TO ... Blk ... Stl ... Pts ... Avg
 1 1 22 22.0 3 5 .600 0 0 .000 4 7 .571 0 0 0 0.0 4 0 2 2 0 1 10 10.0

3 DEANDRE HARRIS LAST GAME: DNP ... Missed '13-14 season at Tyler JC for routine medical procedure ... 13.5 points per game on 41.8 percent shooting as a frosh at TJC ... 3rd-Team All-Region XIV.
 6-3 • 193 • SO • MILWAUKEE
 GP ... GS ... Min ... Avg ... FG ... FGA ... Pct ... 3FG ... FGA ... Pct ... FT ... FTA ... Pct ... Off ... Def ... Tot ... Avg ... PF ... FO ... A ... TO ... Blk ... Stl ... Pts ... Avg

4 J-MYCHAL REESE LAST GAME: DNP ... Played 39 games at Texas A&M last 2 seasons (25 starts) ... Career 6.3 PPG and 1.8 APG on 37.1 3FG% for the Aggies ... Ranked 5th at Texas A&M with 6.2 PPG.
 6-1 • 180 • JR • BRYAN, TX
 GP ... GS ... Min ... Avg ... FG ... FGA ... Pct ... 3FG ... FGA ... Pct ... FT ... FTA ... Pct ... Off ... Def ... Tot ... Avg ... PF ... FO ... A ... TO ... Blk ... Stl ... Pts ... Avg

5 TODD EAGLIN LAST GAME: 2 pts, 3 rebs, 2 asst ... 3rd in NJCAA with 7.6 APG in 13-14 ... Still averaged 15.2 points per game for Tyler JC ... Second-Team All-Region IV ... 8 games with at least 10 assists.
 5-10 • 175 • JR • NEW ORLEANS
 GP ... GS ... Min ... Avg ... FG ... FGA ... Pct ... 3FG ... FGA ... Pct ... FT ... FTA ... Pct ... Off ... Def ... Tot ... Avg ... PF ... FO ... A ... TO ... Blk ... Stl ... Pts ... Avg
 1 0 21 21.0 1 2 .500 0 0 .000 0 0 .000 0 3 3 3.0 1 0 2 3 0 1 2 2.0

10 CHRIS CAMPBELL LAST GAME: DNP ... Team-high 15.5 PPG and 2nd at Jacksonville with 4.9 RPG ... Shot 50.0% in 13-14, including 36.4 3FG% in conference play ... Hit 76.6ft% in league play.
 6-3 • 185 • JR • HOUSTON
 GP ... GS ... Min ... Avg ... FG ... FGA ... Pct ... 3FG ... FGA ... Pct ... FT ... FTA ... Pct ... Off ... Def ... Tot ... Avg ... PF ... FO ... A ... TO ... Blk ... Stl ... Pts ... Avg

11 JEREMY COMBS LAST GAME: 17 pts, 9 rebs, 7/9 fg ... NT Dunk Contest champ ... Hoop Scoop No. 16 player in Texas ... Future150.com All-American, No. 15 player in Texas ... Led Texas 4A players with 23.2 PPG.
 6-7 • 195 • FR • DALLAS
 GP ... GS ... Min ... Avg ... FG ... FGA ... Pct ... 3FG ... FGA ... Pct ... FT ... FTA ... Pct ... Off ... Def ... Tot ... Avg ... PF ... FO ... A ... TO ... Blk ... Stl ... Pts ... Avg
 1 1 27 27.0 7 9 .778 0 0 .000 3 5 .600 2 7 9 9.0 2 0 0 3 2 0 17 17.0

20 MUHAMMED AHMED LAST GAME: 10 pts, 7 rebs, 5/8 fg ... NJCAA All-America 3rd-Team in 13-14 ... Team-best 17.6 PPG on 58.2 FG%, 51.2 3FG% ... 581 points ranked 41st in the NJCAA ... 6.9 RPG.
 6-7 • 215 • JR • BRONX, NY
 GP ... GS ... Min ... Avg ... FG ... FGA ... Pct ... 3FG ... FGA ... Pct ... FT ... FTA ... Pct ... Off ... Def ... Tot ... Avg ... PF ... FO ... A ... TO ... Blk ... Stl ... Pts ... Avg
 1 0 17 17.0 5 8 .625 0 2 .000 0 2 .000 1 6 7 7.0 0 0 0 0 1 1 10 10.0

21 T.J. TAYLOR LAST GAME: DNP ... Knee scope in mid Sept. ... 2nd among NT guards in 13-14 with a 44.7 FG% ... 3rd at NT with 38 assists ... back-to-back 24, 21 point games in Nov. in Portland.
 6-3 • 215 • SR • DENISON, TX
 GP ... GS ... Min ... Avg ... FG ... FGA ... Pct ... 3FG ... FGA ... Pct ... FT ... FTA ... Pct ... Off ... Def ... Tot ... Avg ... PF ... FO ... A ... TO ... Blk ... Stl ... Pts ... Avg

22 GREG WESLEY LAST GAME: DNP ... Redshirt in 13-14 ... Texas Hoops No. 9 player in Texas at Seguin HS ... Powered Seguin to a 33-5 record, including a 13-1 mark in district.
 6-7 • 193 • R-FR • ARLINGTON, TX
 GP ... GS ... Min ... Avg ... FG ... FGA ... Pct ... 3FG ... FGA ... Pct ... FT ... FTA ... Pct ... Off ... Def ... Tot ... Avg ... PF ... FO ... A ... TO ... Blk ... Stl ... Pts ... Avg

23 JORDAN WILLIAMS LAST GAME: 12 pts, 9 assts (career high) ... 9 assts tied for 20th most in NT history ... 19th at NT with 1,057 career pts (Needs 8 pts to pass former teammate Alzee Williams) ... 6.3 RPG ranked 19th in C-USA.
 6-6 • 205 • SR • DALLAS
 GP ... GS ... Min ... Avg ... FG ... FGA ... Pct ... 3FG ... FGA ... Pct ... FT ... FTA ... Pct ... Off ... Def ... Tot ... Avg ... PF ... FO ... A ... TO ... Blk ... Stl ... Pts ... Avg
 1 1 31 31.0 4 11 .364 2 3 .667 2 2 1.000 1 3 4 4.0 2 0 9 1 0 2 12 12.0

25 ARMANI FLANNIGAN LAST GAME: 6 pts, 3 rebs, 3/3 fg ... Only player among C-USA top 15 shot blockers (13th with 0.97 BPG) to play just 10.0 MPG ... Team-high 55.4 FG% in 13-14 ... Led NT with 30 blocks.
 6-8 • 205 • SR • ROCKFORD, IL
 GP ... GS ... Min ... Avg ... FG ... FGA ... Pct ... 3FG ... FGA ... Pct ... FT ... FTA ... Pct ... Off ... Def ... Tot ... Avg ... PF ... FO ... A ... TO ... Blk ... Stl ... Pts ... Avg
 1 0 16 16.0 3 3 1.000 0 0 .000 0 2 .000 0 3 3 3.0 0 0 0 0 1 0 6 6.0

33 COLIN VOSS LAST GAME: 11 pts, 9 rebs, 4/8 fg ... 2nd at NT with 5.8 RPG in 13-14 ... 14th in C-USA play with 49.5 FG% ... Led NT with 29 starts ... 3 double-doubles ... Hit 14 of last 15 free throws in 13-14.
 6-7 • 240 • SR • GRAND RAPIDS, MI
 GP ... GS ... Min ... Avg ... FG ... FGA ... Pct ... 3FG ... FGA ... Pct ... FT ... FTA ... Pct ... Off ... Def ... Tot ... Avg ... PF ... FO ... A ... TO ... Blk ... Stl ... Pts ... Avg
 1 1 21 21.0 4 8 .500 0 0 .000 3 4 .750 2 7 9 9.0 0 0 1 1 0 0 11 11.0

THE LAST TIME A MEAN GREEN PLAYER ...

Had 30 or more points

31 - Jordan Williams vs. Louisiana-Lafayette, 1/31/13

Had 15 or more rebounds

15 - Tony Mitchell vs. Troy, 1/3/13

Had 10 or more assists

10 - Chris Jones vs. Troy, 12/31/11

Had 5 or more blocks

5 - Tony Mitchell vs. ULM, 2/14/13

Had 5 or more steals

5 - Chris Jones vs. Old Dominion, 2/13/14

Made 90% or more FGA (min 5 att)

1.000 - George Odufuwa vs. UALR (7-7), 2/20/10

Made 80% or more FGA (min 5 att)

.833 - Alzee Williams vs. Texas A&M (5-6), 12/31/13

Made 100% FTA (min 5 att)

1.000 - Jordan Williams vs. Rice (5-5), 3/11/14

Made 90% or more FTA (min 5 att)

.900 - Jordan Williams vs. UTEP (9-10), 3/2/14

Made 8 or more 3PT's

8 - Joe Ervin vs. Arkansas, 12/30/98

Had a double-double (pts/rbs)

Jordan Williams (11 pts / 14 reb) vs. Rice, 3/11/14

Had consecutive double-doubles (pts/rbs)

Colin Voss vs. Central Arkansas, 12/17/13, vs. Wayland Baptist, 12/21/13

Had a double-double (pts/asst)

Chris Jones vs. Troy (21 pts / 10 asst), 12/31/11

Had a triple-double (pts/rbs/asst)

Jesse Ratliff vs. Sam Houston St. (20pts/16reb/10asst), 2/18/93

Had a perfect shooting night (min 5 fg & ft att)

Tristan Thompson vs. Sam Houston St. (6-6 fg/2-2 3fg/6-6 ft), 12/3/08

THE LAST TIME A MEAN GREEN TEAM ...

Scored 100 or more points

107 - vs. Houston Baptist, 2/15/10

Allowed 100 or more points

105 - vs. Louisiana-Lafayette, 1/31/13

Scored 50 or fewer points

45 - vs. Southeastern Louisiana, 12/16/12

Held an opponent under 50 points

41 - at Texas A&M, 12/31/13

Won an overtime game

63-62 (OT) - vs. Rice 3/11/14

Had 50 or more rebounds

57 - vs. Northwood, 11/8/12

Had 20 or more assists

22 - vs. Western Kentucky, 1/12/12

Had 10 or more steals

11 - vs. UTEP, 3/2/14

Had 5 or more blocks

7 - vs. UTSA, 2/27/14

Five or more players in double-figures

6 - vs. Arkansas-Monticello, 11/14/14

Made 60% or higher FGs

.750 - vs. FIU (24-32), 2/9/13

Made 50% or higher 3pt FGs

.500 - at Florida Atlantic (7-14), 2/22/14

Made 90% or higher FTs

.938 - vs. St. Louis (15-of-16), 12/6/12

NORTH TEXAS STARTING LINEUPS

Opponent	1	2	3	4	5
Ark. Monticello.....	GWP.....	Aniefiok.....	Williams.....	Combs.....	Voss.....
Nicholls State.....
Delaware State.....
Iona.....
Miss Valley State.....
Arkansas.....
Oklahoma State.....
Stephen F. Austin.....
Langston.....
Creighton.....
Prairie View A&M.....
Texas Tech.....
UTEP.....
UTSA.....
Rice.....
Charlotte.....
Old Dominion.....
Louisiana Tech.....
Southern Miss.....
Rice.....
Western Kentucky.....
Marshall.....
UAB.....
Middle Tennessee.....
Florida Atlantic.....
FIU.....
Charlotte.....
Old Dominion.....
UTEP.....
UTSA.....

NORTH TEXAS INDIVIDUAL SUPERLATIVES

Double-Doubles (0)

20-Plus Point Games (0)

Double-Digit Rebound Games (0)

NT SEASON/CAREER GAMES PLAYED/STARTED

Player	2014-15 Season		Career at NT	
	Games	Starts	Games	Starts
J. Williams	- (1-0)	- (1-0)	84 (40-44)	65 (29-36)
Voss	- (1-0)	- (1-0)	33 (17-16)	30 (15-15)
Flannigan	- (1-0)	- (0-0)	32 (17-15)	11 (8-3)
Taylor	- (0-0)	- (0-0)	30 (16-14)	2 (1-1)
Aniefiok	- (1-0)	- (1-0)	30 (16-14)	3 (1-2)
Ward	- (1-0)	- (0-0)		
White-Pittman	- (1-0)	- (1-0)		
Harris	- (0-0)	- (0-0)		
Reese	- (0-0)	- (0-0)		
Eaglin	- (1-0)	- (0-0)		
Campbell	- (0-0)	- (0-0)		
Combs	- (1-0)	- (1-0)		
Ahmed	- (1-0)	- (0-0)		
Wesley	- (0-0)	- (0-0)		

HEAD COACH TONY BENFORD



PERSONAL

- **Birthdate**
March 22, 1964
- **Hometown**
Hobbs, N.M.
- **Alma Mater**
Texas Tech, '92
- **Spouse**
Deborah
- **Children**
Audriana, Milena, Tony Jr., Jeremy

COACHING

- **North Texas**
Head Coach (2012-Pr)
Record: 29-36 (3rd season)
- **Marquette**
Assoc. Head Coach (2011-12)
Asst. Coach (2008-11)
- **Nebraska**
Asst. Coach (2006-08)
- **UTEP**
Asst. Coach (July 2006)
- **Arizona State**
Assoc. Head Coach (2004-06)
Asst. Coach (1998-04)
- **New Mexico**
Asst. Coach (1992-98)
- **All Saints School**
Head Coach (1988-1991)

PLAYING CAREER

- **European League**
Holland (1986-87)
- **Chicago Bulls**
Training Camp (1986)
- **Boston Celtics**
Fourth Round Draft Pick (1986)
- **Texas Tech**
All-SWC (1986)
- SWC Tournament MVP (1986)
- **Hobbs High School**
1982 N.M. State MVP
1982 State Champion

INDIVIDUAL-TEAM RECORDS WATCH

CAREER SCORING LEADERS

1.	2,291	Kenneth Lyons	1979-83
2.	2,254	Chris Davis	1999-03
3.	2,130	Jesse Ratliff	1990-94
4.	1,668	Josh White	2008-11
5.	1,629	Tristan Thompson	2008-11
6.	1,538	Fred Mitchell	1974-78
7.	1,535	Fred Hopkins	1952-56
8.	1,516	Tony Worrell	1984-88
9.	1,423	John Savage	1961-64
10.	1,340	Leonard Hopkins	2002-05
11.	1,306	Melvin Davis	1975-78
12.	1,253	Calvin Watson	2003-07
13.	1,207	David Miller	1995-98
14.	1,166	Willie Davis	1965-68
15.	1,119	Jim Mudd	1959-60
16.	1,092	Joe Hamilton	1969-70
17.	1,090	Joe Manning	1978-79
18.	1,064	Alzee Williams	2010-14
19.	1,057	Jordan Williams	2012-Pr.

CAREER 3-POINTERS ATTEMPTED

1.	613	Chris Davis	1999-03
2.	549	Jerome Rogers	2000-04
3.	531	Calvin Watson	2003-07
4.	497	Josh White	2008-11
5.	462	Tristan Thompson	2008-11
6.	436	George King	1993-96
7.	430	Leonard Hopkins	2002-05
8.	405	Deon Hunter	1986-89
9.	331	Jordan Williams	2012-Pr.
10.	321	Tom Etchison	1993-95


CAREER 3-POINTERS MADE

1.	208	Calvin Watson	2003-07
2.	189	Chris Davis	1999-03
3.	188	George King	1993-96
4.	185	Josh White	2008-11
5.	183	Tristan Thompson	2008-11
6.	159	Jerome Rogers	2000-04
7.	138	Deon Hunter	1986-89
8.	136	Leonard Hopkins	2004-05
9.	132	Chad Elstun	1995-97
10.	112	Tom Etchison	1993-95
...	104	Jordan Williams	2012-Pr.

NORTH TEXAS' RECORD WHEN ...

Overall	1-0
Home.....	1-0
Road	0-0
Neutral.....	0-0
Leading at half.....	1-0
Trailing/Tied at half.....	0-0
Outshoots Opponent.....	1-0
Outshot by Opponent.....	0-0
More rebounds.....	1-0
Less or equal Rebounds.....	0-0
More turnovers.....	1-0
Less or equal turnovers.....	0-0
Scores:	
59 and under.....	0-0
60-69.....	0-0
70-79.....	0-0
80-89.....	1-0
90-Plus.....	0-0
Opponent Scores:	
59 and under.....	0-0
60-69.....	1-0
70-79.....	0-0
80-89.....	0-0
90-Plus.....	0-0
Shoots:	
Under 35%.....	0-0
35-39%.....	0-0
40-44%.....	0-0
45-49%.....	0-0
50%+.....	1-0

Opponent Shoots:	
Under 35%.....	1-0
35-39%.....	0-0
40-44%.....	0-0
45-49%.....	0-0
50%+.....	0-0
Free Throw Percentage	
Under 60%.....	1-0
60-69%.....	0-0
70-79%.....	0-0
80+%.....	0-0
Field Goal Attempts	
Under 50 FGA.....	0-0
50-54 FGA.....	0-0
55-59 FGA.....	1-0
60-69 FGA.....	0-0
70+ FGA.....	0-0
Streaks	
Longest Win Streak.....	1
Longest Losing Streak.....	-
Current Streak.....	W1
Last 5 Games.....	1-0
Last 10 Games.....	1-0
Largest Lead.....	23 vs. UAM
Largest Deficit.....	1 vs. UAM
Largest Deficit Overcome.....	1 vs. UAM
Misc. (Triangle of Trust)	
With Chris Seroka (since 08-09).....	113-82
With E.J. Hairston (since 09-10).....	93-70
With Stephen Howard (since 06-07).....	156-104



**CARRINGTON
WARD**

Jr. ▶ G ▶ 6-2 ▶ 180
Philadelphia, PA ▶
(San Jacinto College)



↳ **CAREER HIGHS**

Points: 5, Arkansas-Monticello -- 11/14/14
Rebounds: 3, Arkansas-Monticello -- 11/14/14
Assists: 1, Arkansas-Monticello -- 11/14/14
FG made: 2, Arkansas-Monticello -- 11/14/14
FG attempts: 4, Arkansas-Monticello -- 11/14/14
3FG attempts: 1, Arkansas-Monticello -- 11/14/14
FT made: 1, Arkansas-Monticello -- 11/14/14
FT attempts: 2, Arkansas-Monticello -- 11/14/14

↳ **2014-15 STATS**

Opponent	Date	gs	min	Total		3-Pointers		Free throws		Rebounds				pf	a	t/o	blk	stl	pts	avg
				fg-fga	pct	3fg-fga	pct	ft-fta	pct	off	def	tot	avg							
ARKANSAS-MONTICELL	11/14/14		17	2-4	.500	0-1	.000	1-2	.500	0	3	3	3.0	3	1	3	0	0	5	5.0
Totals		0	17	2-4	.500	0-1	.000	1-2	.500	0	3	3	3.0	3	1	3	0	0	5	5.0

Games played: 1
Minutes/game: 17.0
Points/game: 5.0
FG Pct: 50.0
3FG Pct: 0.0
FT Pct: 50.0

Rebounds/game: 3.0
Assists/game: 1.0
Turnovers/game: 3.0
Assist/turnover ratio: 0.3

1

MAURICE ANIEFIOK

Jr. ▶ G ▶ 6-5 ▶ 212
Lagos, Nigeria ▶
(‘Ole Miss)



↳ **CAREER HIGHS**

Points: 21, Nicholls State -- 11/14/13
Rebounds: 10, Nicholls State -- 11/14/13
Assists: 3, at Florida Atlantic -- 2/22/14
Steals: 4 [t-5th], Arkansas-Monticello -- 11/14/14
Blocks: 2, UAB -- 1/23/14; at Texas A&M -- 12/31/13
FG made: 6, Nicholls State -- 11/14/13; at Texas A&M -- 12/31/13
FG attempts: 12, UTEP -- 3/2/14
3FG made: 4, at Texas A&M -- 12/31/13
3FG attempts: 8 [t-10th], UTEP -- 3/2/14
FT made: 6, Nicholls State -- 11/14/13
FT attempts: 7, Nicholls State -- 11/14/13

↳ **2014-15 STATS**

Opponent	Date	gs	min	Total		3-Pointers		Free throws		Rebounds				pf	a	t/o	blk	stl	pts	avg
				fg-fga	pct	3fg-fga	pct	ft-fta	pct	off	def	tot	avg							
ARKANSAS-MONTICELL	11/14/14	*	28	5-8	.625	1-2	.500	0-0	.000	1	1	2	2.0	1	1	4	0	4	11	11.0
Totals			28	5-8	.625	1-2	.500	0-0	.000	1	1	2	2.0	1	1	4	0	4	11	11.0

Games played: 1
Minutes/game: 28.0
Points/game: 11.0
FG Pct: 62.5
3FG Pct: 50.0

Rebounds/game: 2.0
Assists/game: 1.0
Turnovers/game: 4.0
Assist/turnover ratio: 0.3
Steals/game: 4.0

↳ **CAREER STATS**

Season	gp-gs	min/avg	Total		3-Point		F-Throws		Rebounds				Scoring							
			fg-fga	pct	fg-fga	pct	ft-fta	pct	off	def	tot	avg	pf	fo	ast	to	blk	stl	pts	avg
2013-14	29-2	574/19.8	63-162	.389	39-105	.371	28-35	.800	12	88	100	3.4	90	4	18	25	7	14	193	6.7
2014-15	1-1	28/28.0	5-8	.625	1-2	.500	0-0	.000	1	1	2	2.0	1	0	1	4	0	4	11	11.0
TOTAL	30-3	602/20.1	68-170	.400	40-107	.374	28-35	.800	13	89	102	3.4	91	4	19	29	7	18	204	6.8

2

GREG

WHITE-PITTMAN

Fr. ▶ G ▶ 6-2 ▶ 206
New Orleans ▶
(Holy Cross HS)



↳ **CAREER HIGHS**

Points: 10, Arkansas-Monticello -- 11/14/14
Assists: 2, Arkansas-Monticello -- 11/14/14
Steals: 1, Arkansas-Monticello -- 11/14/14
FG made: 3, Arkansas-Monticello -- 11/14/14
FG attempts: 5, Arkansas-Monticello -- 11/14/14
FT made: 4, Arkansas-Monticello -- 11/14/14
FT attempts: 7, Arkansas-Monticello -- 11/14/14

↳ **2014-15 STATS**

Opponent	Date	gs	min	Total		3-Pointers		Free throws		Rebounds				pf	a	t/o	blk	stl	pts	avg
				fg-fga	pct	3fg-fga	pct	ft-fa	pct	off	def	tot	avg							
ARKANSAS-MONTICELL	11/14/14	*	22	3-5	.600	0-0	.000	4-7	.571	0	0	0	0.0	4	2	2	0	1	10	10.0
Totals			1	3-5	.600	0-0	.000	4-7	.571	0	0	0	0.0	4	2	2	0	1	10	10.0

Games played: 1
Minutes/game: 22.0
Points/game: 10.0
FG Pct: 60.0
FT Pct: 57.1

Assists/game: 2.0
Turnovers/game: 2.0
Assist/turnover ratio: 1.0
Steals/game: 1.0

3

DEANDRE HARRIS

So. ▶ G ▶ 6-3 ▶ 180
Milwaukee, Wisc. ▶
(Tyler JC)



↳ CAREER HIGHS

--

↳ 2014-15 STATS

--

4

J-MYCHAL REESE

Jr. ▶ G ▶ 6-1 ▶ 173
Bryan, Texas ▶
(Texas A&M)



↳ CAREER HIGHS

--

↳ 2014-15 STATS

--

5

**TODD
EAGLIN**

Jr. ▶ G ▶ 5-10 ▶ 171
New Orleans ▶
(Tyler JC)



↳ **CAREER HIGHS**

Points: 2, Arkansas-Monticello -- 11/14/14
Rebounds: 3, Arkansas-Monticello -- 11/14/14
Assists: 2, Arkansas-Monticello -- 11/14/14
Steals: 1, Arkansas-Monticello -- 11/14/14
FG made: 1, Arkansas-Monticello -- 11/14/14
FG attempts: 2, Arkansas-Monticello -- 11/14/14

↳ **2014-15 STATS**

Opponent	Date	gs	min	Total		3-Pointers		Free throws		Rebounds				pf	a	t/o	blk	stl	pts	avg
				fg-fga	pct	3fg-fga	pct	ft-fta	pct	off	def	tot	avg							
ARKANSAS-MONTICELL	11/14/14		21	1-2	.500	0-0	.000	0-0	.000	0	3	3	3.0	1	2	3	0	1	2	2.0
Totals		0	21	1-2	.500	0-0	.000	0-0	.000	0	3	3	3.0	1	2	3	0	1	2	2.0

Games played: 1
Minutes/game: 21.0
Points/game: 2.0
FG Pct: 50.0

Rebounds/game: 3.0
Assists/game: 2.0
Turnovers/game: 3.0
Assist/turnover ratio: 0.7
Steals/game: 1.0

10

CHRIS CAMPBELL

Jr. ▶ G ▶ 6-3 ▶ 185
Houston ▶
(Jacksonville College)



↳ CAREER HIGHS

↳ 2014-15 SEASON

11

JEREMY COMBS

Fr. ▶ F ▶ 6-7 ▶ 182
 Dallas ▶
 (Carter HS)



↳ CAREER HIGHS

Points: 17, Arkansas-Monticello -- 11/14/14
 Rebounds: 9, Arkansas-Monticello -- 11/14/14
 Blocks: 2, Arkansas-Monticello -- 11/14/14
 FG made: 7, Arkansas-Monticello -- 11/14/14
 FG attempts: 9, Arkansas-Monticello -- 11/14/14
 FT made: 3, Arkansas-Monticello -- 11/14/14
 FT attempts: 5, Arkansas-Monticello -- 11/14/14

↳ 2014-15 STATS

Opponent	Date	gs	min	Total		3-Pointers		Free throws		Rebounds				pf	a	t/o	blk	stl	pts	avg
				fg-fga	pct	3fg-fga	pct	ft-fta	pct	off	def	tot	avg							
ARKANSAS-MONTICELL	11/14/14	*	27	7-9	.778	0-0	.000	3-5	.600	2	7	9	9.0	2	0	3	2	0	17	17.0
Totals			1	7-9	.778	0-0	.000	3-5	.600	2	7	9	9.0	2	0	3	2	0	17	17.0

Games played: 1
 Minutes/game: 27.0
 Points/game: 17.0
 FG Pct: 77.8
 FT Pct: 60.0

Rebounds/game: 9.0
 Turnovers/game: 3.0
 Blocks/game: 2.0

20

MUHAMMED AHMED

Jr. ▶ F ▶ 6-7 ▶ 215
 Bronx, N.Y. ▶
 (Gillette CC)



↳ CAREER HIGHS

Points: 10, Arkansas-Monticello -- 11/14/14
 Rebounds: 7, Arkansas-Monticello -- 11/14/14
 Steals: 1, Arkansas-Monticello -- 11/14/14
 Blocks: 1, Arkansas-Monticello -- 11/14/14
 FG made: 5, Arkansas-Monticello -- 11/14/14
 FG attempts: 8, Arkansas-Monticello -- 11/14/14
 3FG attempts: 2, Arkansas-Monticello -- 11/14/14
 FT attempts: 2, Arkansas-Monticello -- 11/14/14

↳ 2014-15 STATS

Opponent	Date	gs	min	Total		3-Pointers		Free throws		Rebounds				pf	a	t/o	blk	stl	pts	avg
				fg-fga	pct	3fg-fga	pct	ft-fta	pct	off	def	tot	avg							
ARKANSAS-MONTICELL	11/14/14		17	5-8	.625	0-2	.000	0-2	.000	1	6	7	7.0	0	0	0	1	1	10	10.0
Totals		0	17	5-8	.625	0-2	.000	0-2	.000	1	6	7	7.0	0	0	0	1	1	10	10.0

Games played: 1
 Minutes/game: 17.0
 Points/game: 10.0
 FG Pct: 62.5
 3FG Pct: 0.0
 FT Pct: 0.0

Rebounds/game: 7.0
 Steals/game: 1.0
 Blocks/game: 1.0

21

**T.J.
TAYLOR**

Sr. ▶ G ▶ 6-3 ▶ 215
Denison, Texas ▶
(Marquette)



↳ **CAREER HIGHS**

Points: 24, vs Idaho -- 11/22/13
Rebounds: 8, Tulsa -- 3/6/13
Assists: 4, Tulane -- 1/11/14; Middle Tennessee -- 1/25/14; at Texas A&M
Steals: 2, 4 times
Blocks: 1, 6 times
FG made: 9, vs Idaho -- 11/22/13
FG attempts: 14, at Portland -- 11/23/13
3FG made: 3, UAB -- 1/23/14; vs Idaho -- 11/22/13; at Portland -- 11/23/13
3FG attempts: 5, UAB -- 1/23/14
FT made: 9, Tulane -- 1/11/14
FT attempts: 12, Tulane -- 1/11/14

↳ **2014-15 STATS**

↳ **CAREER STATS**

Season	gp-gs	min/avg	Total		3-Point		F-Throws		Rebounds					Scoring						
			fg-fga	pct	fg-fga	pct	ft-fga	pct	off	def	tot	avg	pf	fo	ast	to	blk	stl	pts	avg
2013-14	30-2	569/19.0	76-170	.447	17-57	.298	40-66	.606	28	59	87	2.9	48	0	38	46	6	19	209	7.0
TOTAL	30-2	569/19.0	76-170	.447	17-57	.298	40-66	.606	28	59	87	2.9	48	0	38	46	6	19	209	7.0

22

**GREG
WESLEY**

R-Fr. ▶ F ▶ 6-7 ▶ 190
Arlington, Texas ▶
(Seguin HS)



↳ **CAREER HIGHS**

--

↳ **2014-15 STATS**

--

23

JORDAN WILLIAMS

Sr. ▶ G ▶ 6-6 ▶ 202
Dallas ▶
(Kimball HS)



↳ CAREER HIGHS

Points: 31 [t-5th], at ULL -- 01/31/13
Rebounds: 14, vs RICE -- 03/11/14
Assists: 9 [t-2nd], Arkansas-Monticello -- 11/14/14
Steals: 4 [t-5th], at Mississippi St -- 11/27/11
Blocks: 3, ULM -- 1/5/13; Cameron -- 11/16/12
FG made: 12 [t-1st], at ULL -- 01/31/13
FG attempts: 19 [t-2nd], Western Kentucky -- 02/7/13
3FG made: 7 [1st], at Troy -- 02/16/13
3FG attempts: 9 [t-4th], at Troy -- 02/16/13
FT made: 10, at MARSHALL -- 01/16/13
FT attempts: 12, at MARSHALL -- 01/16/13

↳ 2014-15 STATS

Opponent	Date	gs	min	Total		3-Pointers		Free throws		Rebounds				pf	a	t/o	blk	stl	pts	avg
				fg-fga	pct	3fg-fga	pct	ft-fta	pct	off	def	tot	avg							
ARKANSAS-MONTICELL	11/14/14	*	31	4-11	.364	2-3	.667	2-2	1.000	1	3	4	4.0	2	9	1	0	2	12	12.0
Totals			31	4-11	.364	2-3	.667	2-2	1.000	1	3	4	4.0	2	9	1	0	2	12	12.0

Games played: 1
Minutes/game: 31.0
Points/game: 12.0
FG Pct: 36.4
3FG Pct: 66.7
FT Pct: 100.0

Rebounds/game: 4.0
Assists/game: 9.0
Turnovers/game: 1.0
Assist/turnover ratio: 9.0
Steals/game: 2.0

↳ CAREER STATS

Season	gp-gs	min/avg	Total		3-Point		F-Throws		Rebounds				Scoring							
			fg-fga	pct	fg-fga	pct	ft-fta	pct	off	def	tot	avg	pf	fo	ast	to	blk	stl	pts	avg
2011-12	19-13	480/25.3	71-173	.410	23-84	.274	42-54	.778	36	40	76	4.0	39	0	25	41	9	21	207	10.9
2012-13	32-28	1014/31.7	153-368	.416	46-135	.341	101-138	.732	50	69	119	3.7	72	2	23	69	18	23	453	14.2
2013-14	32-23	833/26.0	127-316	.402	33-109	.303	98-128	.766	56	146	202	6.3	70	0	14	60	15	26	385	12.0
2014-15	1-1	31/31.0	4-11	.364	2-3	.667	2-2	1.000	1	3	4	4.0	2	0	9	1	0	2	12	12.0
TOTAL	84-65	2358/28.1	355-868	.409	104-331	.314	243-322	.755	143	258	401	4.8	183	2	71	171	42	72	1057	12.6

25

ARMANI FLANNIGAN

Sr. ▶ F ▶ 6-8 ▶ 200
Rockford, Ill. ▶
(Central Wyoming St.)



↳ CAREER HIGHS

Points: 7, Incarnate Word -- 11/26/13
Rebounds: 7, at FIU -- 02/20/14
Assists: 1, 4 times
Steals: 1, 7 times
Blocks: 3, at FIU -- 02/20/14; vs Columbia -- 11/21/13
FG made: 3, Arkansas-Monticello -- 11/14/14; at BYU -- 12/03/13
FG attempts: 5, at FIU -- 02/20/14
3FG attempts: 1, at UTSA -- 2/27/14
FT made: 3, Incarnate Word -- 11/26/13
FT attempts: 7, Northwood -- 11/8/13

↳ 2014-15 STATS

Opponent	Date	gs	min	Total		3-Pointers		Free throws		Rebounds				pf	a	t/o	blk	stl	pts	avg
				fg-fga	pct	3fg-fga	pct	ft-fta	pct	off	def	tot	avg							
ARKANSAS-MONTICELL	11/14/14		16	3-3	1.000	0-0	.000	0-2	.000	0	3	3	3.0	0	0	0	1	0	6	6.0
Totals		0	16	3-3	1.000	0-0	.000	0-2	.000	0	3	3	3.0	0	0	0	1	0	6	6.0

Games played: 1
Minutes/game: 16.0
Points/game: 6.0
FG Pct: 100.0
FT Pct: 0.0

Rebounds/game: 3.0
Blocks/game: 1.0

↳ CAREER STATS

Season	gp-gs	min/avg	Total		3-Point		F-Throws		Rebounds				Scoring							
			fg-fga	pct	fg-fga	pct	ft-fta	pct	off	def	tot	avg	pf	fo	ast	to	blk	stl	pts	avg
2013-14	31-11	311/10.0	31-56	.554	0-1	.000	12-42	.286	23	41	64	2.1	31	0	4	17	30	7	74	2.4
2014-15	1-0	16/16.0	3-3	1.000	0-0	.000	0-2	.000	0	3	3	3.0	0	0	0	0	1	0	6	6.0
TOTAL	32-11	327/10.2	34-59	.576	0-1	.000	12-44	.273	23	44	67	2.1	31	0	4	17	31	7	80	2.5

33

**COLIN
VOSS**

Sr. ▶ F ▶ 6-7 ▶ 240
Grand Rapids, MI ▶
(Northern Oklahoma)



↳ CAREER HIGHS

Points: 18, Wayland Baptist -- 12/21/13
Rebounds: 12, Southeastern La. -- 11/30/13
Assists: 2, 5 times
Steals: 3, vs TULANE -- 03/12/14; at Texas A&M -- 12/31/13
Blocks: 2, 4 times
FG made: 9, Wayland Baptist -- 12/21/13
FG attempts: 14, Wayland Baptist -- 12/21/13
3FG attempts: 1, at Charlotte -- 01/18/14; at Texas A&M -- 12/31/13
FT made: 7, Central Arkansas -- 12/17/13
FT attempts: 10, Central Arkansas -- 12/17/13

↳ 2014-15 STATS

Opponent	Date	gs	min	Total		3-Pointers		Free throws		Rebounds				pf	a	t/o	blk	stl	pts	avg
				fg-fga	pct	3fg-fga	pct	ft-fta	pct	off	def	tot	avg							
ARKANSAS-MONTICELL	11/14/14	*	21	4-8	.500	0-0	.000	3-4	.750	2	7	9	9.0	0	1	1	0	0	11	11.0
Totals		1	21	4-8	.500	0-0	.000	3-4	.750	2	7	9	9.0	0	1	1	0	0	11	11.0

Games played: 1
Minutes/game: 21.0
Points/game: 11.0
FG Pct: 50.0
FT Pct: 75.0

Rebounds/game: 9.0
Assists/game: 1.0
Turnovers/game: 1.0
Assist/turnover ratio: 1.0

↳ CAREER STATS

Season	gp-gs	min/avg	Total		3-Point		F-Throws		Rebounds				Scoring							
			fg-fga	pct	fg-fga	pct	ft-fta	pct	off	def	tot	avg	pf	fo	ast	to	blk	stl	pts	avg
2013-14	32-29	817/25.5	92-197	.467	0-2	.000	48-72	.667	64	122	186	5.8	75	3	19	45	16	18	232	7.3
2014-15	1-1	21/21.0	4-8	.500	0-0	.000	3-4	.750	2	7	9	9.0	0	0	1	1	0	0	11	11.0
TOTAL	33-30	838/25.4	96-205	.468	0-2	.000	51-76	.671	66	129	195	5.9	75	3	20	46	16	18	243	7.4

2013-14 SEASON STATS TEAM/INDIVIDUAL

RECORD:	OVERALL	HOME	AWAY	NEUTRAL
ALL GAMES	1-0	1-0	0-0	0-0
CONFERENCE	0-0	0-0	0-0	0-0
NON-CONFERENCE	1-0	1-0	0-0	0-0

#	Player	gp-gs	min	avg	Total		3-Point		F-Throw		Rebounds				pf	dq	a	to	blk	stl	pts	avg		
					fg-fga	fg%	3fg-fga	3fg%	ft-fta	ft%	off	def	tot	avg										
00	WARD, Carrington	1-0	17	17.0	2-4	.500	0-1	.000	1-2	.500	0	3	3	3.0	3	0	1	3	0	0	5	5.0		
01	ANIEFIOK, Maurice	1-1	28	28.0	5-8	.625	1-2	.500	0-0	.000	1	1	2	2.0	1	0	1	4	0	4	11	11.0		
02	WHITE-PITTMAN, Gre	1-1	22	22.0	3-5	.600	0-0	.000	4-7	.571	0	0	0	0.0	4	0	2	2	0	1	10	10.0		
05	EAGLIN, Todd	1-0	21	21.0	1-2	.500	0-0	.000	0-0	.000	0	3	3	3.0	1	0	2	3	0	1	2	2.0		
11	COMBS, Jeremy	1-1	27	27.0	7-9	.778	0-0	.000	3-5	.600	2	7	9	9.0	2	0	0	3	2	0	17	17.0		
20	AHMED, Muhammed	1-0	17	17.0	5-8	.625	0-2	.000	0-2	.000	1	6	7	7.0	0	0	0	0	1	1	10	10.0		
23	WILLIAMS, Jordan	1-1	31	31.0	4-11	.364	2-3	.667	2-2	1.000	1	3	4	4.0	2	0	9	1	0	2	12	12.0		
25	FLANNIGAN, Armani	1-0	16	16.0	3-3	1.000	0-0	.000	0-2	.000	0	3	3	3.0	0	0	0	0	1	0	6	6.0		
33	VOSS, Colin	1-1	21	21.0	4-8	.500	0-0	.000	3-4	.750	2	7	9	9.0	0	0	1	1	0	0	11	11.0		
Team											1	3	4											
Total.....		1	200		34-58	.586	3-8	.375	13-24	.542	8	36	44	44.0	13	0	16	17	4	9	84	84.0		
Opponents.....		1	200		25-72	.347	7-22	.318	5-6	.833	12	22	34	34.0	22	-	11	14	0	10	62	62.0		

TEAM STATISTICS	NT	OPP	Date	Opponent	Score	Att.
SCORING	84	62	11/14/14	ARKANSAS-MONTICELLO	w 84-62	1442
Points per game	84.0	62.0				
Scoring margin	+22.0	-	* - Conference game			
FIELD GOALS-ATT	34-58	25-72				
Field goal pct	.586	.347				
3 POINT FG-ATT	3-8	7-22				
3-point FG pct	.375	.318				
3-pt FG made per game	3.0	7.0				
FREE THROWS-ATT	13-24	5-6				
Free throw pct	.542	.833				
F-Throws made per game	13.0	5.0				
REBOUNDS	44	34				
Rebounds per game	44.0	34.0				
Rebounding margin	+10.0	-				
ASSISTS	16	11				
Assists per game	16.0	11.0				
TURNOVERS	17	14				
Turnovers per game	17.0	14.0				
Turnover margin	-3.0	-				
Assist/turnover ratio	0.9	0.8				
STEALS	9	10				
Steals per game	9.0	10.0				
BLOCKS	4	0				
Blocks per game	4.0	0.0				
ATTENDANCE	1442	0				
Home games-Avg/Game	1-1442	0-0				
Neutral site-Avg/Game	-	0-0				


Score by Periods	1st	2nd	Totals
North Texas	42	42	84
Opponents	30	32	62

2013-14 GAME-BY-GAME

Opponent	1st	2nd	Score	Mar	Total FG	FG Pct	3-Pointers	3FG Pct	Free Throws	FT Pct	Rebounds	Assist	T/Over	Block	Steal	Fouls	
ARKANSAS-MONTICELLO	42/30	42/32	84-62	+22	34-58/25-72	.586/.347	3-8/7-22	.375/.318	13-24/5-6	.542/.833	44/34	+10	16/11	17/14	4/0	9/10	13/22

Note: Game totals are displayed in the format TEAM/OPPONENT for each category

RADIO-TV CHART



0 Carrington Ward
6-2 • 180 • Jr. • G
Philadelphia



1 Maurice Aniefiok
6-5 • 212 • R-Jr. • G
Lagos, Nigeria



2 Greg White-Pittman
6-2 • 206 • Fr. • G
New Orleans




3 DeAndre Harris
6-3 • 180 • R-So. • G
Milwaukee, Wisc.



4 J-Mychal Reese
6-1 • 173 • Jr. • G
Bryan, Texas




5 Todd Eaglin
5-10 • 171 • Jr. • G
New Orleans



10 Chris Campbell
6-3 • 185 • Jr. • G
Houston



11 Jeremy Combs
6-7 • 182 • Fr. • F
Dallas



20 Muhammed Ahmed
6-7 • 215 • Jr. • F
Bronx, N.Y.



21 T.J. Taylor
6-3 • 215 • R-Sr. • G
Denison, Texas



22 Greg Wesley
6-7 • 190 • R-Fr. • F
Arlington, Texas



23 Jordan Williams
6-6 • 202 • Sr. • G
Dallas



25 Armani Flannigan
6-8 • 200 • Sr. • F
Rockford, Ill.



33 Colin Voss
6-7 • 240 • R-Sr. • F
Grand Rapids, Mich.



HEAD COACH
Tony Benford



**NORTH TEXAS
BASKETBALL**