

NORTH TEXAS BASKETBALL

18 CONFERENCE CHAMPIONSHIPS • 1988, 2007, 2010 NCAA TOURNAMENT

Stephen Howard • Asst. Director Communications • Office: 940.369.8548 • Cell: 817.793.5199 • stephen.howard@unt.edu

2014-15 SCHEDULE

NOVEMBER

14	Arkansas-Monticello	W 84-62
17	Nicholls State	W 71-57
19	Delaware State	W 62-55
23	Iona	L 78-58
26	Mississippi Valley St.	W 67-52
28	at Arkansas (SEC Network)	L 89-73

DECEMBER

3	at Oklahoma State (FSN)	7 p.m.
14	at Stephen F. Austin	3 p.m.
17	Langston	11:30 a.m.
21	Creighton (FSN)	1 p.m.
23	Prairie View A&M	7 p.m.
29	at Texas Tech (TTV)	7 p.m.

JANUARY

2	UTEP * (ASN)	7 p.m.
4	UTSA * (FSN)	2 p.m.
10	at Rice * (ASN)	2 p.m.
15	at Charlotte *	6 p.m.
17	at Old Dominion *	6 p.m.
22	Louisiana Tech *	7 p.m.
24	Southern Miss *	7 p.m.
31	Rice * (ASN)	7 p.m.

FEBRUARY

5	at Western Kentucky *	7 p.m.
7	at Marshall *	6 p.m.
12	UAB *	7 p.m.
14	Middle Tennessee * (ASN)	7 p.m.
19	at Florida Atlantic *	6 p.m.
21	at FIU *	5 p.m.
26	Charlotte *	7 p.m.
28	Old Dominion * (ASN)	4:30 p.m.

MARCH

3	at UTEP *	8 p.m.
7	at UTSA *	2 p.m.

11-14 Conference USA Tournament %

* Conference USA league game

% C-USA Tournament (Birmingham, Ala.)

All times Central

GAME 7 - OKLAHOMA STATE COWBOYS



North Texas (4-2, C-USA) vs. Oklahoma St. (6-0, Big 12)

Wednesday, Dec. 3, 2014 • 7 p.m. Central

Stillwater, Okla. • Gallagher-Iba Arena (13,611)

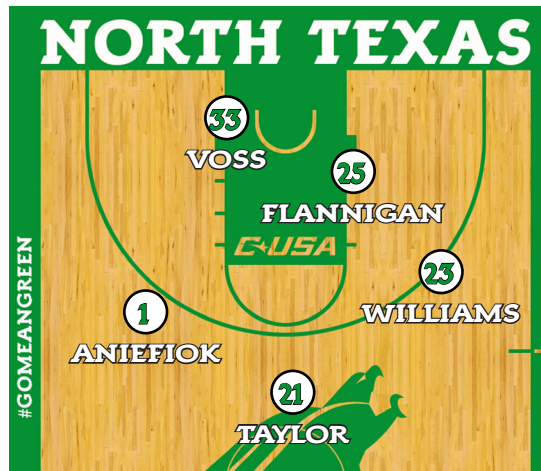
Radio: MGRN - 88.1 KNTU-FM, 95.3 KHYI-FM

Hank Dickenson (PxP)

TV: Fox Sports Southwest Plus (Mike Wolfe, Bryndon Manzer)

Series: OSU leads 14-1 • In Stillwater: OSU leads 8-0

Last: OSU won 82-68 on Nov. 21, 2009 in Stillwater



MEAN GREEN SPOTLIGHT



T.J. TAYLOR

6-3 • 215

Sr. • G

Denison, TX
Marquette

Hadn't played point guard since high school, but has filled in admirably for NT. He's averaging 11.5 points on 64.3 percent shooting and 4.0 APG in two starts running the point.

NORTH TEXAS MEAN GREEN

No.	Pos	Name	Ht	Wt	Class	Hometown	Last School
0	G	Carrington Ward	6-2	180	Jr.	Philadelphia	San Jacinto College
1	G	Maurice Aniefiok	6-5	212	Jr.	Lagos, Nigeria	'Ole Miss
2	G	Greg White-Pittman	6-2	206	Fr.	New Orleans	Holy Cross HS
3	G	DeAndre Harris	6-3	193	So.	Milwaukee, Wisc.	Tyler JC
4	G	J-Mychal Reese	6-1	180	Jr.	Bryan, Texas	Texas A&M
5	G	Todd Eaglin	5-10	175	Jr.	New Orleans	Tyler JC
10	G	Chris Campbell	6-3	185	Jr.	Houston	Jacksonville College
11	F	Jeremy Combs	6-7	195	Fr.	Dallas	Carter HS
20	F	Muhammed Ahmed	6-7	215	Jr.	Bronx, N.Y.	Gillette College
21	G	T.J. Taylor	6-3	215	Sr.	Denison, Texas	Marquette
22	G	Greg Wesley	6-7	193	R-Fr.	Arlington, Texas	Seguin HS
23	G	Jordan Williams	6-6	205	Sr.	Dallas	Kimball HS
25	F	Armani Flannigan	6-8	205	Sr.	Rockford, Ill.	Central Wyoming
33	F	Colin Voss	6-7	240	Sr.	Grand Rapids, Mich.	Northern Oklahoma
42	G	Jacob Gross	6-4	180	Fr.	Sachse, Texas	Sachse HS

COACHING STAFF

- Head Coach: Tony Benford
3rd year at NT (32-38 Record)
Overall (Same)
- Associate Head Coach: Rob Evans
- Asst. Coaches: David Anwar,
Scott Monarch
- Director of Operations: Jeff Luster
- Strength Coach: Chris Seroka

PRONUNCIATION GUIDE

- 0 Carrington Ward • CARE ing ton
- 1 Maurice Aniefiok • uh NAY fee ock
- 3 DeAndre Harris • DEE on dray
- 4 J-Mychal Reese • JAY michael
- 20 Muhammed Ahmed • AHH med
- 25 Armani Flannigan • Like the suit

QUICK FACTS

Location: Denton, Texas
 Founded: 1890
 Enrollment: 36,221
 Nickname: Mean Green
 Colors: Green and White
 Home Arena: The Super Pit (10,500)
 Conference: Conference USA
 Program All-Time Record: 1,095-1,232-1
 Program founded: 1916-17 (97th season)

INSIDE THE MATCHUP

- This will be the 16th matchup between NT and OSU on the hardwood, but the first of the Tony Benford era. The Cowboys have won the last two meetings in the series after the Mean Green took an 82-73 game at the Super Pit on Nov. 14, 2007.

- After that win over the Cowboys in 2007, freshman Josh White was carried off the floor by his teammates following just his second career game. NT was only months removed from an NCAA Tournament berth, and the new point guard dropped 25 points, including five free throws in the final 44 seconds to seal the victory. Big man Keith Wooden also had 25 points, and NT was 30-of-60 from the floor on the day.

- For a second straight game, associate head coach Rob Evans will return to a school he previously coached. NT played at Arkansas on Friday, where Evans was John Pelphry's assistant from 2007-11. Evans served at OSU for two seasons (1991-92) under Eddie Sutton, and helped the Cowboys reach the Sweet 16 both years. Evans left Sutton's staff to be the head coach at 'Ole Miss, where he won SEC West titles in 1997 and 1998.

- Jordan Williams and OSU wing Le'Bryan Nash have shared a friendly rivalry that dates back to their childhood. Williams, a Dallas Kimball HS grad, battled cross-town rival Nash and Lincoln HS multiple times, and the pair were even named Co-District MVPs after their senior seasons. Williams and Nash famously met three times on the court as seniors, and Williams was 2-1 with wins in the finals of the DISD Coca-Cola Tournament and in the UIL State Tournament semifinals.

- Oklahoma State is off to a scorching 6-0 start, which includes a win over last year's C-USA champ, Tulsa. OSU is holding its opponents to 33.8 percent shooting from the floor, which ranks 13th in country. The Cowboys also rank among the NCAA's top 10 with 11.3 steals per game.

TALE OF THE TAPE

MEAN GREEN	COWBOYS
69.2.....PPG	78.2
+3.7.....Margin	+23.0
45.3.....FG%	548.2
31.1.....3PT%	34.8
62.7.....FT%	70.5
+6.7.....Rebound Margin	+5.7
11.3.....Asst. Avg.	11.5
16.8.....TO Avg.	12.2
7.0.....Steals Avg.	11.3
4.0.....Blocks Avg.	5.2

MEAN GREEN TEAM NOTES

Defense-First Mentality - North Texas employs multiple zone defense looks throughout each game, and the results have been stifling for NT's opponents. NT leads C-USA and ranks 34th in the country with a defensive field goal percentage of 36.3 percent.

Handle The Rock - Turnovers have been the Achilles heel for NT, although the Mean Green committed a season-low 10 turnovers against No. 25 Arkansas. NT's 99 turnovers trail only UAB (100) for the most by any C-USA team, and they rank 315th nationally with 16.5 per game. Three different players have started the point for NT, and the staff has settled on veteran T.J. Taylor, a natural shooting guard, for the last two games. Taylor last played the point in high school.

Rebound By Committee - NT doesn't have a player ranked among the top 10 rebounders in C-USA, yet as a team NT leads the league in most rebounding categories. NT is tops in rebounding offense (42.3) and rebounding margin (+6.7), and they rank 7th in the country in defensive rebounds per game (30.5). In fact, only No. 25 Arkansas has managed to out-rebound NT this year. Six NT players average at least 4.2 rebounds. Colin Voss and Jeremy Combs are NT's leaders at 6.2 boards per game (T-13th in C-USA).

Versatile Attack - Rebounding isn't the only thing NT does as a team. Seven NT players average at least 6.5 points per game, and its leading scorer, Jordan Williams, averages 13.8 a game (13th in C-USA). Six NT players scored double-figure points in the season opener - the most by an NT team since Feb. 19, 2009 against ULM.

Sharp Dressed Man - Entering the Nicholls State game on Nov. 17, Armani Flannigan was 12-of-44 (27.3 percent) from the free throw line for his career at NT. Since then, however, he's 14-of-23 (60.9 percent) from the charity stripe. Flannigan has already made more free throws in five games than he did in all of 2013-14 (12). The Rockford, Ill., native set career-highs in points twice already this season, and has averaged 7.0 points and 4.2 rebounds this year.

More Experience By The Day - Not counting redshirt seasons, North Texas enters 2014-15 with just 11 seasons of Division I experience on its roster. Only eight teams in the country have fewer season of DI action: Tennessee St. (4), South Florida (6), UAB (7), Illinois St. (8), Troy (8), Southern Miss (9), UTPA (10) and UMKC (10).

Fantastic Freshmen - Jeremy Combs and Greg White-Pittman both led their respective states in scoring in high school, and both have earned starts this season. Combs poured in 17 points and

nine rebounds in the season opener - both game highs. He led all Texas 4A players as a junior with 811 total points (23.2 ppg). White-Pittman, nephew of former NBA standout Robert Pack, was the Louisiana 5A MVP last season after leading the state with 25.6 points per game. This season he has averaged 4.0 points so far.

Taking Steps Forward - NT finished with 16 wins and a .500 record in 2013-14, marking a huge improvement over 2012-13's injury-plagued 12-20 campaign. Last year's squad was one of just 18 NT teams to rack up at least 16 wins, and it represented just the 30th season with at least a .500 record since World War II.

Veteran Leader - Jordan Williams ended his junior season as North Texas' scoring and rebounding leader, and is climbing the career charts. Williams already ranks 15th in school history with 1,128 career points (see page 5 for full scoring chart). With a standout senior campaign Williams could challenge the top 10 scorers in NT history.

Gridiron or Hardwood? - Standout forward Colin Voss had a decision to make coming out of high school - attend college as a basketball or football player. Voss, who averaged 7.3 points and 5.8 rebounds per game as a stalwart on the low block for NT last year, was considered one of Michigan's top tight end prospects out of high school, and had multiple offers to play in college. In the end, Voss went with his heart and opted to play hoops at Central Michigan. The 6-7 forward was later named an NJCAA All-American at Northern Oklahoma before signing with NT.

Nation's Top Assistant - Associate head coach Rob Evans has been named the nation's top mid-major assistant coach by Hoop Scoop magazine in each of the last two years. Evans is a veteran of 205 victories and six postseason bids in 14 years as a head coach at Arizona State and Ole Miss, where he earned the SEC and National Coach of the Year honors in 1997.

Hoops Pedigree - Freshman signee Greg White-Pittman has top-level basketball in his blood. Robert Pack, who played 13 years in the NBA after a standout career at USC, is White-Pittman's uncle. In fact, Pack won't be too far away from his nephew, as he is expected to begin his third year as an assistant coach for the Oklahoma City Thunder in the fall. White-Pittman was named the Louisiana 5A State MVP after leading the state with 25.6 points per game in 2013-14.

Hard Place To Play - The Mean Green has been nearly unbeatable at the Super Pit over the last few years. In fact, NT is 96-32 (75.0 percent) at the Super Pit since 2006-07.

MEAN GREEN PLAYER NOTES

0 CARRINGTON WARD **LAST GAME:** DNP ... Out with broken foot (Jones fracture) ... Played in just four games for North Texas, and earned a start vs. Nicholls State ... Averaged 16.0 points per game in 2013-14 at San Jacinto ... Honorable Mention All-Region XIV as a sophomore ... Posted a 2.0 assist-to-turnover ratio on the year ... Shot 210 free throws on the year, and made 71.0 percent of them.

6-2 • 180 • JR • GUARD
PHILADELPHIA
SAN JACINTO COLLEGE

GP	GS	Min	Avg	FG	FGA	Pct	3FG	FGA	Pct	FT	FTA	Pct	Off	Def	Tot	Avg	PF	FO	A	TO	Blk	Stl	Pts	Avg
4	1	30	7.5	2	4	.500	0	1	.000	1	2	.500	0	4	4	1.0	6	0	2	4	0	0	5	1.3

1 MAURICE ANIEFIOK **LAST GAME:** 10 pts, 5 asst (Career High) ... 47.1 3FG% (8th in C-USA) ... 1.4 SPG (9th in C-USA) ... 12 career double-digit scoring games ... 2013-14: Shot team-high 37.1% from 3-point (15th in C-USA) ... Shot 37.1 percent from 3-point, which led NT and ranked 15th in C-USA ... North Texas' 2nd best free throw shooter at 80.0 percent (28-of-35).

6-5 • 212 • JR • GUARD
LAGOS, NIGERIA
MISSISSIPPI

GP	GS	Min	Avg	FG	FGA	Pct	3FG	FGA	Pct	FT	FTA	Pct	Off	Def	Tot	Avg	PF	FO	A	TO	Blk	Stl	Pts	Avg
5	5	138	27.6	16	32	.500	8	17	.471	2	3	.667	2	13	15	3.0	9	0	11	12	0	7	42	8.4

2 GREG WHITE-PITTMAN **LAST GAME:** DNP ... 15 points, 7 rebounds in exhibition win ... Earned start in season opener ... Nephew of former NBA standout, current OKC coach Robert Pack ... Holy Cross HS: Louisiana Class 5A MVP in '13-14 ... Tied for the Louisiana 5A scoring lead with 25.6 PPG ... Joins fellow signee Jeremy Combs, the Texas 2013 4A scoring champ, as state scoring leaders on the North Texas roster.

6-2 • 206 • FR • GUARD
NEW ORLEANS
HOLY CROSS HS

GP	GS	Min	Avg	FG	FGA	Pct	3FG	FGA	Pct	FT	FTA	Pct	Off	Def	Tot	Avg	PF	FO	A	TO	Blk	Stl	Pts	Avg
5	3	62	12.4	5	15	.333	0	3	.000	10	16	.625	1	3	4	0.8	9	0	3	9	0	2	20	4.0

3 DEANDRE HARRIS **LAST GAME:** 4 pts, 1 reb ... 3-of-12 (25.0%) from floor last 3 games ... Showed athleticism on steal & coast-to-coast dunk at Arkansas ... 2013:14 Tyler JC: Missed season for routine medical procedure ... 13.5 points per game on 41.8 percent shooting as a frosh at TJC ... Earned Third-Team All-Region XIV honors in 2012-13 ... Got to the free throw line 137 times and made 70.8 percent.

6-3 • 193 • SO • GUARD
MILWAUKEE
TYLER JC

GP	GS	Min	Avg	FG	FGA	Pct	3FG	FGA	Pct	FT	FTA	Pct	Off	Def	Tot	Avg	PF	FO	A	TO	Blk	Stl	Pts	Avg
5	0	60	12.0	7	22	.318	2	11	.182	7	11	.636	3	7	10	2.0	10	0	4	10	0	1	23	4.6

4 J-MYCHAL REESE **LAST GAME:** DNP ... Awaiting NCAA eligibility ruling ... Played 39 games at Texas A&M last 2 seasons (25 starts) ... Career 6.3 PPG and 1.8 APG on 37.1 3FG% for Aggies ... Ranked 5th at A&M with 6.2 PPG ... Scored career-high of 15 points on four occasions for the Aggies ... Shot 74.5 percent from the free throw line for his career at A&M ... ESPN.com's top rated point guard in Texas coming out of Bryan HS.

6-1 • 180 • JR • POINT GUARD
BRYAN, TEXAS
TEXAS A&M

GP	GS	Min	Avg	FG	FGA	Pct	3FG	FGA	Pct	FT	FTA	Pct	Off	Def	Tot	Avg	PF	FO	A	TO	Blk	Stl	Pts	Avg	

5 TODD EAGLIN **LAST GAME:** 2 pts, 4 mins ... 2nd at NT with 42.9 3FG% ... 2nd at NT with 1.1 A/TO ratio ... 2013-14 Tyler JC: Ranked 3rd in NJCAA with 7.6 APG in 13-14 ... Still averaged 15.2 points per game for TJC ... A threat from the perimeter, the sophomore sank 51 3-pointers on a 39.8 percent clip ... Tallied 42 points on 7-of-10 shooting from 3-point, and added eight rebounds against Panola College.

5-10 • 175 • JR • POINT GUARD
NEW ORLEANS
TYLER JC

GP	GS	Min	Avg	FG	FGA	Pct	3FG	FGA	Pct	FT	FTA	Pct	Off	Def	Tot	Avg	PF	FO	A	TO	Blk	Stl	Pts	Avg
6	1	114	19.0	7	14	.500	3	7	.429	2	4	.500	0	14	14	2.3	8	0	9	8	1	5	19	3.2

10 CHRIS CAMPBELL **LAST GAME:** DNP ... Walk-on who is taking leave from team to concentrate on academics ... Team-high 15.5 PPG and 2nd at Jacksonville with 4.9 RPG ... Shot 50.0% in 13-14, including 36.4 3FG% in conference play ... Hit 76.6ft% in league play ... Posted 15 games of at least 15 points, including six 20-point outings ... Played his freshman season at McMurry University.

6-3 • 185 • JR • GUARD
HOUSTON
JACKSONVILLE COLLEGE

GP	GS	Min	Avg	FG	FGA	Pct	3FG	FGA	Pct	FT	FTA	Pct	Off	Def	Tot	Avg	PF	FO	A	TO	Blk	Stl	Pts	Avg	

11 JEREMY COMBS **LAST GAME:** 9 pts, 7 reb ... Team-high 58.1 FG% (5th C-USA) ... Tied for team-high with 6.2 RPG (T-14th C-USA) ... Team-best 1.17 BPG (T-10th C-USA) ... C-USA Frosh of the Week for Nov. 17 ... Double-double (23 points, 11 rebounds) in exhibition win ... Carter HS: HoopScoopOnline.com No. 16 player in Texas ... Future150.com All-American, and ranked the No. 15 player in Texas.

6-7 • 195 • FR • FORWARD
DALLAS
CARTER HS

GP	GS	Min	Avg	FG	FGA	Pct	3FG	FGA	Pct	FT	FTA	Pct	Off	Def	Tot	Avg	PF	FO	A	TO	Blk	Stl	Pts	Avg
6	3	128	21.3	18	31	.581	0	0	.000	10	23	.435	10	27	37	6.2	18	1	1	9	7	3	46	7.7

MEAN GREEN PLAYER NOTES

20 MUHAMMED AHMED LAST GAME: 12 pts, 7 reb ... Averaging 13.5 pts, 8.0 reb, 66.7 FG% in last 2 games ... T-15 in C-USA with .83 BPG ... 11 of 15 pts, 8 of 9 rebs vs MVSU came in 2nd half ... Gillette CC: NJCAA All-American 3rd-Team in 13-14 ... Averaged a team-best 17.6 points per game on 58.2 percent shooting, including a 51.2 percent clip from 3-point ... Scored a total of 581 points.

GP	GS	Min	Avg	FG	FGA	Pct	3FG	FGA	Pct	FT	FTA	Pct	Off	Def	Tot	Avg	PF	FO	A	TO	Blk	Stl	Pts	Avg
6	0	82	13.7	18	36	.500	1	4	.250	6	13	.462	13	21	34	5.7	2	0	0	5	5	2	43	7.2

21 T.J. TAYLOR LAST GAME: 16 pts, 6 reb, 4 asst ... 52.6 FG% T-11 in C-USA ... Running point for 1st time since HS ... Team-best 1.2 A/TO ratio ... 10.6 PPG T-25th in C-USA ... Returned from knee scope in mid Sept. ... 2013-14: Ranked 2nd among NT guards with a 44.7 shooting percentage ... 3rd at North Texas with 38 assists ... 24 pts (vs. Idaho) and 21 pts (at Portland) in back-to-back games.

GP	GS	Min	Avg	FG	FGA	Pct	3FG	FGA	Pct	FT	FTA	Pct	Off	Def	Tot	Avg	PF	FO	A	TO	Blk	Stl	Pts	Avg
5	2	131	26.2	20	38	.526	6	17	.353	7	10	.700	5	16	21	4.2	5	0	12	10	2	4	53	10.6

22 GREG WESLEY LAST GAME: DNP ... Taking a personal leave from team ... Redshirt in 13-14 ... Texas Hoops No. 9 player in Texas at Seguin HS ... Powered Seguin to a 33-5 record, including a 13-1 mark in district ... Ranked 31st among DFW area 4A players with a scoring average of 13.0 points per game ... Also tallied 6.0 rebounds and 1.6 assists per game ... Was named First-Team All-District 15-4A.

GP	GS	Min	Avg	FG	FGA	Pct	3FG	FGA	Pct	FT	FTA	Pct	Off	Def	Tot	Avg	PF	FO	A	TO	Blk	Stl	Pts	Avg

23 JORDAN WILLIAMS LAST GAME: 15 pts, 2 reb, 2 blk ... 15th in NT history with 1,128 career pts ... NT leader in points (13.8 - 13th C-USA), assists (3.33 - 13th C-USA), FT% (87.5 - 5th C-USA) and steals (1.83 - T-2nd C-USA) ... 2013-14: Led NT in scoring (12.0 PPG) and rebounding (6.3 RPG) ... Named to the College Sports Madness All-C-USA fourth team ... 6.3 boards per game ranked 19th in C-USA.

GP	GS	Min	Avg	FG	FGA	Pct	3FG	FGA	Pct	FT	FTA	Pct	Off	Def	Tot	Avg	PF	FO	A	TO	Blk	Stl	Pts	Avg
6	6	192	32.0	27	73	.370	8	30	.267	21	24	.875	5	21	26	4.3	11	0	20	22	4	11	83	13.8

25 ARMANI FLANNIGAN LAST GAME: 1 pt, 2 reb, 0-4 FG ... 1 of 7 NT players shooting 50.0% or better ... Just 1 turnover through six games this year .. Already made more free throws than all of '13-14 (12-of-42) ... 13th in C-USA in '13-14 with 0.97 BPG ... 2013-14: Only player in C-USA to rank among the league's top 15 shot blockers (13th with 0.97 BPG) while averaging just 10.0 MPG.

GP	GS	Min	Avg	FG	FGA	Pct	3FG	FGA	Pct	FT	FTA	Pct	Off	Def	Tot	Avg	PF	FO	A	TO	Blk	Stl	Pts	Avg
6	3	117	19.5	14	28	.500	0	0	.000	14	25	.560	10	15	25	4.2	12	0	0	1	3	5	42	7.0

33 COLIN VOSS LAST GAME: 4 pts, 4 reb, 2 asst ... Tied for team high 6.2 RPG (T-14th C-USA) ... 81.8 FT% 2nd at NT, huge improvement over '13-14 (66.7%) ... Started last 22 NT games ... 3 double-doubles at NT ... 2013-14: NT's second leading rebounder at 5.8 RPG ... Ranked 14th in C-USA play with a field goal percentage of 49.5 ... Led NT with 29 starts on the season.

GP	GS	Min	Avg	FG	FGA	Pct	3FG	FGA	Pct	FT	FTA	Pct	Off	Def	Tot	Avg	PF	FO	A	TO	Blk	Stl	Pts	Avg
6	6	146	24.3	15	36	.417	0	0	.000	9	11	.818	9	28	37	6.2	12	0	6	7	2	2	39	6.5

42 JACOB GROSS LAST GAME: DNP... Walk-on who became eligible on Dec. 1 ... Has been a practice squad player since late Sept. ... Attended and played for Sachse HS in Sachse, Texas ... All-district honorable mention selection ... Was the captain of the team as a senior, and led Sachse to the playoffs for the first time in school history.

GP	GS	Min	Avg	FG	FGA	Pct	3FG	FGA	Pct	FT	FTA	Pct	Off	Def	Tot	Avg	PF	FO	A	TO	Blk	Stl	Pts	Avg

THE LAST TIME A MEAN GREEN PLAYER ...

Had 30 or more points

31 - Jordan Williams vs. Louisiana-Lafayette, 1/31/13

Had 15 or more rebounds

15 - Tony Mitchell vs. Troy, 1/3/13

Had 10 or more assists

10 - Chris Jones vs. Troy, 12/31/11

Had 5 or more blocks

5 - Tony Mitchell vs. ULM, 2/14/13

Had 5 or more steals

5 - Chris Jones vs. Old Dominion, 2/13/14

Made 90% or more FGA (min 5 att)

1.000 - George Odufuwa vs. UALR (7-7), 2/20/10

Made 80% or more FGA (min 5 att)

.833 - Alzee Williams vs. Texas A&M (5-6), 12/31/13

Made 100% FTA (min 5 att)

1.000 - Jordan Williams vs. Rice (5-5), 3/11/14

Made 90% or more FTA (min 5 att)

.917 - Jordan Williams vs. Nicholls State (11-12), 11/17/14

Made 8 or more 3PT's

8 - Joe Ervin vs. Arkansas, 12/30/98

Had a double-double (pts/rbs)

Jordan Williams (21 pts / 10 reb) vs. Nicholls State, 11/17/14

Had consecutive double-doubles (pts/rbs)

Colin Voss vs. Central Arkansas, 12/17/13, vs. Wayland Baptist, 12/21/13

Had a double-double (pts/asst)

Chris Jones vs. Troy (21 pts / 10 asst), 12/31/11

Had a triple-double (pts/rbs/asst)

Jesse Ratliff vs. Sam Houston St. (20pts/16reb/10asst), 2/18/93

Had a perfect shooting night (min 5 fg & ft att)

Tristan Thompson vs. Sam Houston St. (6-6 fg/2-2 3fg/6-6 ft), 12/3/08

THE LAST TIME A MEAN GREEN TEAM ...

Scored 100 or more points

107 - vs. Houston Baptist, 2/15/10

Allowed 100 or more points

105 - vs. Louisiana-Lafayette, 1/31/13

Scored 50 or fewer points

45 - vs. Southeastern Louisiana, 12/16/12

Held an opponent under 50 points

41 - at Texas A&M, 12/31/13

Won an overtime game

63-62 (OT) - vs. Rice 3/11/14

Had 50 or more rebounds

56 - vs. Nicholls State, 11/17/14

Had 20 or more assists

22 - vs. Western Kentucky, 1/12/12

Had 10 or more steals

10 - vs. Mississippi Valley State, 11/26/14

Had 5 or more blocks

8 - vs. Mississippi Valley State, 11/26/14

Five or more players in double-figures

6 - vs. Arkansas-Monticello, 11/14/14

Made 60% or higher FGs

.750 - vs. FIU (24-32), 2/9/13

Made 50% or higher 3pt FGs

.500 - at Arkansas (10-20), 11/28/14

Made 90% or higher FTs

.938 - vs. St. Louis (15-of-16), 12/6/12

NORTH TEXAS STARTING LINEUPS

Opponent	1	2	3	4	5
Ark. Monticello.....	GWP.....	Aniefiok.....	Williams.....	Combs.....	Voss.....
Nicholls State.....	GWP.....	Ward.....	Williams.....	Combs.....	Voss.....
Delaware State.....	GWP.....	Aniefiok.....	Williams.....	Combs.....	Voss.....
Iona.....	Eaglin.....	Aniefiok.....	Williams.....	Flannigan.....	Voss.....
Miss Valley State.....	Taylor.....	Aniefiok.....	Williams.....	Flannigan.....	Voss.....
Arkansas.....	Taylor.....	Aniefiok.....	Williams.....	Flannigan.....	Voss.....
Oklahoma State.....
Stephen F. Austin.....
Langston.....
Creighton.....
Prairie View A&M.....
Texas Tech.....
UTEP.....
UTSA.....
Rice.....
Charlotte.....
Old Dominion.....
Louisiana Tech.....
Southern Miss.....
Rice.....
Western Kentucky.....
Marshall.....
UAB.....
Middle Tennessee.....
Florida Atlantic.....
FIU.....
Charlotte.....
Old Dominion.....
UTEP.....
UTSA.....

NORTH TEXAS INDIVIDUAL SUPERLATIVES

Double-Doubles (1)

Jordan Williams.....1vs. Nicholls St. (21 pts, 10 reb)

20-Plus Point Games (1)

Jordan Williams.....1vs. Nicholls St. (21 pts)

Double-Digit Rebound Games (1)

Jordan Williams.....1vs. Nicholls St. (10 rebs)

Muhammed Ahmed1vs. Nicholls St. (10 rebs)

NT SEASON/CAREER GAMES PLAYED/STARTED

Player	2014-15 Season		Career at NT	
	Games	Starts	Games	Starts
Williams	6 (4-2)	6 (4-2)	89 (43-46)	70 (32-38)
Voss	6 (4-2)	6 (4-2)	38 (20-18)	35 (18-17)
Flannigan	6 (4-2)	3 (1-2)	37 (20-17)	14 (9-5)
Taylor	5 (3-2)	2 (1-1)	35 (19-16)	4 (2-2)
Aniefiok	5 (3-2)	5 (3-2)	34 (18-16)	7 (3-4)
Ward	4 (3-1)	1 (1-0)		
White-Pittman	5 (4-1)	3 (3-0)		
Harris	5 (3-2)	- (0-0)		
Reese	- (0-0)	- (0-0)		
Eaglin	6 (4-2)	1 (0-1)		
Campbell	- (0-0)	- (0-0)		
Combs	6 (4-2)	3 (3-0)		
Ahmed	6 (4-2)	- (0-0)		
Wesley	- (0-0)	- (0-0)		

HEAD COACH TONY BENFORD



PERSONAL

- **Birthdate**
March 22, 1964
- **Hometown**
Hobbs, N.M.
- **Alma Mater**
Texas Tech, '92
- **Spouse**
Deborah
- **Children**
Audriana, Milena, Tony Jr., Jeremy

COACHING

- **North Texas**
Head Coach (2012-Pr)
Record: 32-38 (3rd season)
- **Marquette**
Assoc. Head Coach (2011-12)
Asst. Coach (2008-11)
- **Nebraska**
Asst. Coach (2006-08)
- **UTEP**
Asst. Coach (July 2006)
- **Arizona State**
Assoc. Head Coach (2004-06)
Asst. Coach (1998-04)
- **New Mexico**
Asst. Coach (1992-98)
- **All Saints School**
Head Coach (1988-1991)

PLAYING CAREER

- **European League**
Holland (1986-87)
- **Chicago Bulls**
Training Camp (1986)
- **Boston Celtics**
Fourth Round Draft Pick (1986)
- **Texas Tech**
All-SWC (1986)
- **SWC Tournament MVP** (1986)
- **Hobbs High School**
1982 N.M. State MVP
1982 State Champion

WELCOME ABOARD ... 2015-16 MEAN GREEN SIGNING CLASS

RICKEY BRICE
7-0 • 260 • CENTER

WELCOME TO NORTH TEXAS
RICKEY BRICE
7-0 • 260 • C • ARLINGTON

- North Texas' first 7-foot signee since 1994
- TexasHoops.com No. 23 player in state
- Hoop Scoop No. 221 player in the nation
- 15.3 PPG, 7.4 RPG as a junior last year
- TAPPS 1-4A All-District selection in '13-14
- Rivals.com Three-Star recruit

RICKEY BRICE
7-0 • 260 • CENTER



JAMICHAEL BROWN
6-1 • 190 • GUARD

WELCOME TO NORTH TEXAS
JAMICHAEL BROWN
6-1 • 195 • PG • SAN ANTONIO

- TABC All-State Selection
- TexasHoops.com No. 37 player in state
- San Antonio Express-News Super Team
- Express-News Player of the Year runner-up
- 18.9 PPG, 4.0 APG in 2013-14
- Future 150 Three-Star recruit
- Football First-Team All-District Return Specialist

INDIVIDUAL-TEAM RECORDS WATCH

CAREER SCORING LEADERS

1.	2,291	Kenneth Lyons	1979-83
2.	2,254	Chris Davis	1999-03
3.	2,130	Jesse Ratliff	1990-94
4.	1,668	Josh White	2008-11
5.	1,629	Tristan Thompson	2008-11
6.	1,538	Fred Mitchell	1974-78
7.	1,535	Fred Hopkins	1952-56
8.	1,516	Tony Worrell	1984-88
9.	1,423	John Savage	1961-64
10.	1,340	Leonard Hopkins	2002-05
11.	1,306	Melvin Davis	1975-78
12.	1,253	Calvin Watson	2003-07
13.	1,207	David Miller	1995-98
14.	1,166	Willie Davis	1965-68
15.	1,128	Jordan Williams	2012-Pr.
16.	1,119	Jim Mudd	1959-60
17.	1,092	Joe Hamilton	1969-70
18.	1,090	Joe Manning	1978-79
19.	1,064	Alzee Williams	2010-14

CAREER 3-POINTERS MADE

1.	208	Calvin Watson	2003-07
2.	189	Chris Davis	1999-03
3.	188	George King	1993-96
4.	185	Josh White	2008-11
5.	183	Tristan Thompson	2008-11
6.	159	Jerome Rogers	2000-04
7.	138	Deon Hunter	1986-89
8.	136	Leonard Hopkins	2004-05
9.	132	Chad Elstun	1995-97
10.	112	Tom Etchison	1993-95
...	110	Jordan Williams	2012-Pr.

CAREER 3-POINTERS ATTEMPTED

1.	613	Chris Davis	1999-03
2.	549	Jerome Rogers	2000-04
3.	531	Calvin Watson	2003-07
4.	497	Josh White	2008-11
5.	462	Tristan Thompson	2008-11
6.	436	George King	1993-96
7.	430	Leonard Hopkins	2002-05
8.	405	Deon Hunter	1986-89
9.	358	Jordan Williams	2012-Pr.
10.	321	Tom Etchison	1993-95

NORTH TEXAS' RECORD WHEN ...

Overall	4-2
Home	4-1
Road	0-1
Neutral	0-0
Leading at half	3-0
Trailing/Tied at half	1-2
Outshoots Opponent	3-2
Outshot by Opponent	1-0
More rebounds	4-1
Less or equal Rebounds	0-1
More turnovers	3-2
Less or equal turnovers	1-0
Scores:	
59 and under	0-1
60-69	2-0
70-79	1-1
80-89	1-0
90-Plus	0-0
Opponent Scores:	
59 and under	3-0
60-69	1-0
70-79	0-1
80-89	0-1
90-Plus	0-0
Shoots:	
Under 35%	1-0
35-39%	0-0
40-44%	1-1
45-49%	0-0
50%+	0-0

Opponent Shoots:	
Under 35%	3-0
35-39%	0-0
40-44%	1-1
45-49%	0-0
50%+	0-0
Free Throw Percentage	
Under 60%	2-1
60-69%	1-0
70-79%	1-1
80%+	0-0
Field Goal Attempts	
Under 50 FGA	0-0
50-54 FGA	2-1
55-59 FGA	2-1
60-69 FGA	0-0
70+ FGA	0-0
Streaks	
Longest Win Streak	3
Longest Losing Streak	1
Current Streak	L1
Last 5 Games	4-2
Last 10 Games	4-2
Largest Lead	23 vs. UAM
Largest Deficit	20 vs. Iona
Largest Deficit Overcome	6 vs. MVSU
Triangle of Trust	
With Chris Seroka (strength coach)	116-84
With E.J. Hairston (athletic trainer)	96-72
With Stephen Howard (SID)	159-106



**CARRINGTON
WARD**

Jr. ▶ G ▶ 6-2 ▶ 180
Philadelphia, PA ▶
(San Jacinto College)



↳ **CAREER HIGHS**

Points: 5, Arkansas-Monticello -- 11/14/14
Rebounds: 3, Arkansas-Monticello -- 11/14/14
Assists: 1, Arkansas-Monticello -- 11/14/14; Iona -- 11/23/14
FG made: 2, Arkansas-Monticello -- 11/14/14
FG attempts: 4, Arkansas-Monticello -- 11/14/14
3FG attempts: 1, Arkansas-Monticello -- 11/14/14
FT made: 1, Arkansas-Monticello -- 11/14/14
FT attempts: 2, Arkansas-Monticello -- 11/14/14

↳ **2014-15 STATS**

Opponent	Date	gs	min	Total		3-Pointers		Free throws		Rebounds				pts	avg						
				fg-fga	pct	3fg-fga	pct	ft-fga	pct	off	def	tot	avg								
ARKANSAS-MONTICELLO	11/14/14		17	2-4	.500	0-1	.000	1-2	.500	0	3	3	3.0	3	1	3	0	0	5	5.0	
NICHOLLS STATE	11/17/14	*	7	0-0	.000	0-0	.000	0-0	.000	0	0	0	1.5	1	0	0	0	0	0	2.5	
DELAWARE STATE	11/19/14		2	0-0	.000	0-0	.000	0-0	.000	0	0	0	1.0	1	0	1	0	0	0	1.7	
IONA	11/23/14		4	0-0	.000	0-0	.000	0-0	.000	0	1	1	1.0	1	1	0	0	0	0	1.3	
MISSISSIPPI VALLEY	11/26/14		dnp	-	-	-	-	-	-	-	-	-	-	-	-	-	-	-	-	-	
Totals			1	30	2-4	.500	0-1	.000	1-2	.500	0	4	4	1.0	6	2	4	0	0	5	1.3

Games played: 4
Minutes/game: 7.5
Points/game: 1.3
FG Pct: 50.0
3FG Pct: 0.0
FT Pct: 50.0

Rebounds/game: 1.0
Assists/game: 0.5
Turnovers/game: 1.0
Assist/turnover ratio: 0.5

1

MAURICE ANIEFIOK

Jr. ▶ G ▶ 6-5 ▶ 212
Lagos, Nigeria ▶
(Ole Miss)



↳ **CAREER HIGHS**

Points: 21, Nicholls State -- 11/14/13
Rebounds: 10, Nicholls State -- 11/14/13
Assists: 5, at Arkansas -- 11/28/14
Steals: 4 [t-5th], Arkansas-Monticello -- 11/14/14
Blocks: 2, UAB -- 1/23/14; at Texas A&M -- 12/31/13
FG made: 6, Nicholls State -- 11/14/13; at Texas A&M -- 12/31/13
FG attempts: 12, UTEP -- 3/2/14
3FG made: 4 [t-6th], at Texas A&M -- 12/31/13
3FG attempts: 8 [t-5th], UTEP -- 3/2/14
FT made: 6, Nicholls State -- 11/14/13
FT attempts: 7, Nicholls State -- 11/14/13

↳ **2014-15 STATS**

Opponent	Date	gs	min	Total		3-Pointers		Free throws		Rebounds				pf	a	t/o	blk	stl	pts	avg	
				fg-fga	pct	3fg-fga	pct	ft-fta	pct	off	def	tot	avg								
ARKANSAS-MONTICELLO	11/14/14	*	28	5-8	.625	1-2	.500	0-0	.000	1	1	2	2.0	1	1	4	0	4	11	11.0	
NICHOLLS STATE	11/17/14		dnp	-	-	-	-	-	-	-	-	-	-	-	-	-	-	-	-	-	
DELAWARE STATE	11/19/14	*	20	2-4	.500	1-1	1.000	0-0	.000	0	2	2	2.0	0	1	2	0	1	5	8.0	
IONA	11/23/14	*	26	3-7	.429	2-5	.400	0-0	.000	0	3	3	2.3	3	1	3	0	0	8	8.0	
MISSISSIPPI VALLEY	11/26/14	*	32	3-7	.429	2-5	.400	0-0	.000	1	4	5	3.0	1	3	2	0	2	8	8.0	
at Arkansas	11/28/14	*	32	3-6	.500	2-4	.500	2-3	.667	0	3	3	3.0	4	5	1	0	0	10	8.4	
Totals			5	138	16-32	.500	8-17	.471	2-3	.667	2	13	15	3.0	9	11	12	0	7	42	8.4

Games played: 5
Minutes/game: 27.6
Points/game: 8.4
FG Pct: 50.0
3FG Pct: 47.1
FT Pct: 66.7

Rebounds/game: 3.0
Assists/game: 2.2
Turnovers/game: 2.4
Assist/turnover ratio: 0.9
Steals/game: 1.4

↳ **CAREER STATS**

Season	gp-gs	min/avg	Total		3-Point		F-Throws		Rebounds				Scoring							
			fg-fga	pct	fg-fga	pct	ft-fta	pct	off	def	tot	avg	pf	fo	ast	to	blk	stl	pts	avg
2013-14	29-2	574/19.8	63-162	.389	39-105	.371	28-35	.800	12	88	100	3.4	90	4	18	25	7	14	193	6.7
2014-15	5-5	138/27.6	16-32	.500	8-17	.471	2-3	.667	2	13	15	3.0	9	0	11	12	0	7	42	8.4
TOTAL	34-7	712/20.9	79-194	.407	47-122	.385	30-38	.789	14	101	115	3.4	99	4	29	37	7	21	235	6.9

2

GREG

WHITE-PITTMAN

Fr. ▶ G ▶ 6-2 ▶ 206
New Orleans ▶
(Holy Cross HS)



↳ **CAREER HIGHS**

Points: 10, Arkansas-Monticello -- 11/14/14
Rebounds: 2, Nicholls State -- 11/17/14
Assists: 2, Arkansas-Monticello -- 11/14/14
Steals: 1, Arkansas-Monticello -- 11/14/14; Delaware State -- 11/19/14
FG made: 3, Arkansas-Monticello -- 11/14/14
FG attempts: 5, Arkansas-Monticello -- 11/14/14
3FG attempts: 2, Delaware State -- 11/19/14
FT made: 4, Arkansas-Monticello -- 11/14/14
FT attempts: 7, Arkansas-Monticello -- 11/14/14

↳ **2014-15 STATS**

Opponent	Date	gs	min	Total		3-Pointers		Free throws		Rebounds				pf	a	t/o	blk	stl	pts	avg	
				fg-fga	pct	3fg-fga	pct	ft-fta	pct	off	def	tot	avg								
ARKANSAS-MONTICELLO	11/14/14	*	22	3-5	.600	0-0	.000	4-7	.571	0	0	0	0.0	4	2	2	0	1	10	10.0	
NICHOLLS STATE	11/17/14	*	14	1-4	.250	0-1	.000	3-4	.750	1	1	2	1.0	3	1	4	0	0	5	7.5	
DELAWARE STATE	11/19/14	*	9	0-2	.000	0-2	.000	2-4	.500	0	1	1	1.0	0	0	0	0	1	2	5.7	
IONA	11/23/14		14	1-2	.500	0-0	.000	1-1	1.000	0	1	1	1.0	2	0	1	0	0	3	5.0	
MISSISSIPPI VALLEY	11/26/14		3	0-2	.000	0-0	.000	0-0	.000	0	0	0	0.8	0	0	2	0	0	0	4.0	
at Arkansas	11/28/14		dnp	-	-	-	-	-	-	-	-	-	-	-	-	-	-	-	-	-	
Totals			3	62	5-15	.333	0-3	.000	10-16	.625	1	3	4	0.8	9	3	9	0	2	20	4.0

Games played: 5
Minutes/game: 12.4
Points/game: 4.0
FG Pct: 33.3
3FG Pct: 0.0
FT Pct: 62.5

Rebounds/game: 0.8
Assists/game: 0.6
Turnovers/game: 1.8
Assist/turnover ratio: 0.3
Steals/game: 0.4

3

DEANDRE HARRIS

So. ▶ G ▶ 6-3 ▶ 180
Milwaukee, Wisc. ▶
(Tyler JC)



↳ CAREER HIGHS

Points: 7, Nicholls State -- 11/17/14; Delaware State -- 11/19/14
Rebounds: 3, Nicholls State -- 11/17/14; Delaware State -- 11/19/14
Assists: 1, 4 times
Steals: 1, Mississippi Valley -- 11/26/14
FG made: 3, Delaware State -- 11/19/14
FG attempts: 5, Nicholls State -- 11/17/14; Delaware State -- 11/19/14
3FG made: 1, Delaware State -- 11/19/14; Mississippi Valley -- 11/26/14
3FG attempts: 3, Delaware State -- 11/19/14; Mississippi Valley -- 11/26/14
FT made: 5, Nicholls State -- 11/17/14
FT attempts: 6, Nicholls State -- 11/17/14

↳ 2014-15 STATS

Opponent	Date	gs	min	Total		3-Pointers		Free throws		Rebounds				pf	a	t/o	blk	stl	pts	avg
				fg-fga	pct	3fg-fga	pct	ft-fta	pct	off	def	tot	avg							
ARKANSAS-MONTICELLO	11/14/14		dnp	-	-	-	-	-	-	-	-	-	-	-	-	-	-	-	-	-
NICHOLLS STATE	11/17/14	10		1-5	.200	0-2	.000	5-6	.833	2	1	3	3.0	1	1	2	0	0	7	7.0
DELAWARE STATE	11/19/14	9		3-5	.600	1-3	.333	0-0	.000	1	2	3	3.0	1	0	2	0	0	7	7.0
IONA	11/23/14	12		0-3	.000	0-1	.000	0-1	.000	0	2	2	2.7	1	1	3	0	0	0	4.7
MISSISSIPPI VALLEY	11/26/14	12		2-5	.400	1-3	.333	0-0	.000	0	1	1	2.3	3	1	1	0	1	5	4.8
at Arkansas	11/28/14	17		1-4	.250	0-2	.000	2-4	.500	0	1	1	2.0	4	1	2	0	0	4	4.6
Totals		0	60	7-22	.318	2-11	.182	7-11	.636	3	7	10	2.0	10	4	10	0	1	23	4.6

Games played: 5
Minutes/game: 12.0
Points/game: 4.6
FG Pct: 31.8
3FG Pct: 18.2
FT Pct: 63.6

Rebounds/game: 2.0
Assists/game: 0.8
Turnovers/game: 2.0
Assist/turnover ratio: 0.4
Steals/game: 0.2

4

J-MYCHAL REESE

Jr. ▶ G ▶ 6-1 ▶ 173
Bryan, Texas ▶
(Texas A&M)



↳ CAREER HIGHS

--

↳ 2014-15 STATS

--

5

**TODD
EAGLIN**

Jr. ▶ G ▶ 5-10 ▶ 171
New Orleans ▶
(Tyler JC)



↳ **CAREER HIGHS**

Points: 6, Delaware State -- 11/19/14
Rebounds: 4, Nicholls State -- 11/17/14; Mississippi Valley -- 11/26/14
Assists: 3, Delaware State -- 11/19/14
Steals: 3, Nicholls State -- 11/17/14
Blocks: 1, Nicholls State -- 11/17/14
FG made: 2, Delaware State -- 11/19/14
FG attempts: 5, Delaware State -- 11/19/14
3FG made: 2, Delaware State -- 11/19/14
3FG attempts: 4, Delaware State -- 11/19/14
FT made: 2, Nicholls State -- 11/17/14
FT attempts: 4, Nicholls State -- 11/17/14

↳ **2014-15 STATS**

Opponent	Date	gs	min	Total		3-Pointers		Free throws		Rebounds				pf	a	t/o	blk	stl	pts	avg	
				fg-fga	pct	3fg-fga	pct	ft-fta	pct	off	def	tot	avg								
ARKANSAS-MONTICELLO	11/14/14		21	1-2	.500	0-0	.000	0-0	.000	0	3	3	3.0	1	2	3	0	1	2	2.0	
NICHOLLS STATE	11/17/14		26	1-2	.500	0-1	.000	2-4	.500	0	4	4	3.5	1	2	0	1	3	4	3.0	
DELAWARE STATE	11/19/14		29	2-5	.400	2-4	.500	0-0	.000	0	3	3	3.3	1	3	0	0	1	6	4.0	
IONA	11/23/14	*	19	1-3	.333	0-1	.000	0-0	.000	0	0	0	2.5	4	1	4	0	0	2	3.5	
MISSISSIPPI VALLEY	11/26/14		15	1-1	1.000	1-1	1.000	0-0	.000	0	4	4	2.8	1	1	1	0	0	3	3.4	
at Arkansas	11/28/14		4	1-1	1.000	0-0	.000	0-0	.000	0	0	0	2.3	0	0	0	0	0	2	3.2	
Totals			1	114	7-14	.500	3-7	.429	2-4	.500	0	14	14	2.3	8	9	8	1	5	19	3.2

Games played: 6
Minutes/game: 19.0
Points/game: 3.2
FG Pct: 50.0
3FG Pct: 42.9
FT Pct: 50.0

Rebounds/game: 2.3
Assists/game: 1.5
Turnovers/game: 1.3
Assist/turnover ratio: 1.1
Steals/game: 0.8
Blocks/game: 0.2

10

**CHRIS
CAMPBELL**

Jr. ▶ G ▶ 6-3 ▶ 185
Houston ▶
(Jacksonville College)



↳ **CAREER HIGHS**

↳ **2014-15 SEASON**

11

JEREMY COMBS

Fr. ▶ F ▶ 6-7 ▶ 182
Dallas ▶
(Carter HS)



↳ CAREER HIGHS

Points: 17, Arkansas-Monticello -- 11/14/14
Rebounds: 9, Arkansas-Monticello -- 11/14/14
Assists: 1, Delaware State -- 11/19/14
Steals: 1, Nicholls State -- 11/17/14; Iona -- 11/23/14; at Arkansas -- 11/28/14
Blocks: 3, Mississippi Valley -- 11/26/14
FG made: 7, Arkansas-Monticello -- 11/14/14
FG attempts: 9, Arkansas-Monticello -- 11/14/14
FT made: 3, Arkansas-Monticello -- 11/14/14; at Arkansas -- 11/28/14
FT attempts: 8, at Arkansas -- 11/28/14

↳ 2014-15 STATS

Opponent	Date	qs	min	Total		3-Pointers		Free throws		Rebounds				pf	a	t/o	blk	stl	pts	avg	
				fg-fga	pct	3fg-fga	pct	ft-fta	pct	off	def	tot	avg								
ARKANSAS-MONTICELLO	11/14/14	*	27	7-9	.778	0-0	.000	3-5	.600	2	7	9	9.0	2	0	3	2	0	17	17.0	
NICHOLLS STATE	11/17/14	*	13	2-4	.500	0-0	.000	1-1	1.000	0	3	3	6.0	4	0	3	0	1	5	11.0	
DELAWARE STATE	11/19/14	*	20	1-3	.333	0-0	.000	0-1	.000	0	5	5	5.7	2	1	2	0	0	2	8.0	
IONA	11/23/14		24	3-5	.600	0-0	.000	2-2	1.000	1	5	6	5.8	3	0	1	1	1	8	8.0	
MISSISSIPPI VALLEY	11/26/14		26	2-6	.333	0-0	.000	1-6	.167	3	4	7	6.0	2	0	0	3	0	5	7.4	
at Arkansas	11/28/14		18	3-4	.750	0-0	.000	3-8	.375	4	3	7	6.2	5	0	0	1	1	9	7.7	
Totals			3	128	18-31	.581	0-0	.000	10-23	.435	10	27	37	6.2	18	1	9	7	3	46	7.7

Games played: 6
Minutes/game: 21.3
Points/game: 7.7
FG Pct: 58.1
FT Pct: 43.5

Rebounds/game: 6.2
Assists/game: 0.2
Turnovers/game: 1.5
Assist/turnover ratio: 0.1
Steals/game: 0.5
Blocks/game: 1.2

20

MUHAMMED AHMED

Jr. ▶ F ▶ 6-7 ▶ 215
Bronx, N.Y. ▶
(Gillette CC)



↳ CAREER HIGHS

Points: 15, Mississippi Valley -- 11/26/14
Rebounds: 10, Nicholls State -- 11/17/14
Steals: 1, Arkansas-Monticello -- 11/14/14; Mississippi Valley -- 11/26/14
Blocks: 2, Nicholls State -- 11/17/14
FG made: 7, Mississippi Valley -- 11/26/14
FG attempts: 11, Mississippi Valley -- 11/26/14
3FG made: 1, at Arkansas -- 11/28/14
3FG attempts: 2, Arkansas-Monticello -- 11/14/14
FT made: 4, Nicholls State -- 11/17/14
FT attempts: 5, Nicholls State -- 11/17/14

↳ 2014-15 STATS

Opponent	Date	gs	min	Total		3-Pointers		Free throws		Rebounds				pf	a	t/o	blk	stl	pts	avg			
				fg	fga	pct	3fg	3fga	pct	ft	fta	pct	off								def	tot	avg
ARKANSAS-MONTICELLO	11/14/14		17	5	8	.625	0	2	.000	0	2	.000	1	6	7	7.0	0	0	0	1	1	10	10.0
NICHOLLS STATE	11/17/14		22	1	7	.143	0	0	.000	4	5	.800	5	5	10	8.5	1	0	1	2	0	6	8.0
DELAWARE STATE	11/19/14		8	0	3	.000	0	1	.000	0	0	.000	0	1	1	6.0	0	0	2	0	0	0	5.3
IONA	11/23/14		1	0	0	.000	0	0	.000	0	0	.000	0	0	0	4.5	0	0	0	0	0	0	4.0
MISSISSIPPI VALLEY	11/26/14		20	7	11	.636	0	0	.000	1	2	.500	3	6	9	5.4	0	0	2	1	1	15	6.2
at Arkansas	11/28/14		14	5	7	.714	1	1	1.000	1	4	.250	4	3	7	5.7	1	0	0	1	0	12	7.2
Totals		0	82	18	36	.500	1	4	.250	6	13	.462	13	21	34	5.7	2	0	5	5	2	43	7.2

Games played: 6
Minutes/game: 13.7
Points/game: 7.2
FG Pct: 50.0
3FG Pct: 25.0
FT Pct: 46.2

Rebounds/game: 5.7
Turnovers/game: 0.8
Steals/game: 0.3
Blocks/game: 0.8

21

**T.J.
TAYLOR**

Sr. ▶ G ▶ 6-3 ▶ 215
Denison, Texas ▶
(Marquette)



↳ CAREER HIGHS

Points: 24, vs Idaho -- 11/22/13
Rebounds: 8, Tulsa -- 3/6/13
Assists: 4, 5 times
Steals: 2, 6 times
Blocks: 2, Mississippi Valley -- 11/26/14
FG made: 9 [t-7th], vs Idaho -- 11/22/13
FG attempts: 14, at Portland -- 11/23/13
3FG made: 4 [t-6th], at Arkansas -- 11/28/14
3FG attempts: 7, at Arkansas -- 11/28/14
FT made: 9, Tulane -- 1/11/14
FT attempts: 12 [t-7th], Tulane -- 1/11/14

↳ 2014-15 STATS

Opponent	Date	gs	min	Total		3-Pointers		Free throws		Rebounds				pf	a	t/o	blk	stl	pts	avg
				fg-fga	pct	3fg-fga	pct	ft-fta	pct	off	def	tot	avg							
ARKANSAS-MONTICELLO	11/14/14		dnp	-	-	-	-	-	-	-	-	-	-	-	-	-	-	-	-	-
NICHOLLS STATE	11/17/14	25		4-8	.500	1-2	.500	5-6	.833	3	4	7	7.0	1	1	1	0	1	14	14.0
DELAWARE STATE	11/19/14	20		3-8	.375	0-3	.000	1-2	.500	1	4	5	6.0	1	2	2	0	1	7	10.5
IONA	11/23/14	24		4-8	.500	0-2	.000	1-1	1.000	0	1	1	4.3	1	1	1	0	0	9	10.0
MISSISSIPPI VALLEY	11/26/14	*	26	3-5	.600	1-3	.333	0-0	.000	0	2	2	3.8	1	4	3	2	2	7	9.3
at Arkansas	11/28/14	*	36	6-9	.667	4-7	.571	0-1	.000	1	5	6	4.2	1	4	3	0	0	16	10.6
Totals		2	131	20-38	.526	6-17	.353	7-10	.700	5	16	21	4.2	5	12	10	2	4	53	10.6

Games played: 5
Minutes/game: 26.2
Points/game: 10.6
FG Pct: 52.6
3FG Pct: 35.3
FT Pct: 70.0

Rebounds/game: 4.2
Assists/game: 2.4
Turnovers/game: 2.0
Assist/turnover ratio: 1.2
Steals/game: 0.8
Blocks/game: 0.4

↳ CAREER STATS

Season	gp-gs	min/avg	Total		3-Point		F-Throws		Rebounds				Scoring							
			fg-fga	pct	fg-fga	pct	ft-fta	pct	off	def	tot	avg	pf	fo	ast	to	blk	stl	pts	avg
2013-14	30-2	569/19.0	76-170	.447	17-57	.298	40-66	.606	28	59	87	2.9	48	0	38	46	6	19	209	7.0
2014-15	5-2	131/26.2	20-38	.526	6-17	.353	7-10	.700	5	16	21	4.2	5	0	12	10	2	4	53	10.6
TOTAL	35-4	700/20.0	96-208	.462	23-74	.311	47-76	.618	33	75	108	3.1	53	0	50	56	8	23	262	7.5

22

**GREG
WESLEY**

R-Fr. ▶ F ▶ 6-7 ▶ 190
Arlington, Texas ▶
(Seguin HS)



↳ **CAREER HIGHS**

--

↳ **2014-15 STATS**

--

23

JORDAN WILLIAMS

Sr. ▶ G ▶ 6-6 ▶ 202
Dallas ▶
(Kimball HS)



↳ CAREER HIGHS

Points: 21, at Tulsa -- 02/01/14; Nicholls State -- 11/17/14
Rebounds: 14 [9th], vs RICE -- 03/11/14
Assists: 9 [t-2nd], Arkansas-Monticello -- 11/14/14
Steals: 4 [t-5th], Mississippi Valley -- 11/26/14
Blocks: 2, 7 times
FG made: 8, at Tulsa -- 02/01/14
FG attempts: 17 [t-8th], Nicholls State -- 11/17/14
3FG made: 3, 4 times
3FG attempts: 7, at Tulsa -- 02/01/14; Delaware State -- 11/19/14
FT made: 11 [t-4th], Nicholls State -- 11/17/14
FT attempts: 12 [t-7th], at MARSHALL -- 01/16/13; Nicholls State -- 11/17/14

↳ 2014-15 STATS

Opponent	Date	gs	min	Total		3-Pointers		Free throws		Rebounds				pf	a	t/o	blk	stl	pts	avg	
				fg-fga	pct	3fg-fga	pct	ft-fta	pct	off	def	tot	avg								
ARKANSAS-MONTICELLO	11/14/14	*	31	4-11	.364	2-3	.667	2-2	1.000	1	3	4	4.0	2	9	1	0	2	12	12.0	
NICHOLLS STATE	11/17/14	*	38	5-17	.294	0-5	.000	11-12	.917	2	8	10	7.0	1	2	7	0	2	21	16.5	
DELAWARE STATE	11/19/14	*	31	6-13	.462	2-7	.286	3-4	.750	0	3	3	5.7	1	3	4	0	2	17	16.7	
IONA	11/23/14	*	27	5-11	.455	1-5	.200	0-0	.000	1	1	2	4.8	3	1	3	2	0	11	15.3	
MISSISSIPPI VALLEY	11/26/14	*	34	2-6	.333	0-4	.000	3-4	.750	1	4	5	4.8	2	3	4	0	4	7	13.6	
at Arkansas	11/28/14	*	31	5-15	.333	3-6	.500	2-2	1.000	0	2	2	4.3	2	2	3	2	1	15	13.8	
Totals			6	192	27-73	.370	8-30	.267	21-24	.875	5	21	26	4.3	11	20	22	4	11	83	13.8

Games played: 6
Minutes/game: 32.0
Points/game: 13.8
FG Pct: 37.0
3FG Pct: 26.7
FT Pct: 87.5

Rebounds/game: 4.3
Assists/game: 3.3
Turnovers/game: 3.7
Assist/turnover ratio: 0.9
Steals/game: 1.8
Blocks/game: 0.7

↳ CAREER STATS

Season	gp-gs	min/avg	Total		3-Point		F-Throws		Rebounds				Scoring							
			fg-fga	pct	fg-fga	pct	ft-fta	pct	off	def	tot	avg	pf	fo	ast	to	blk	stl	pts	avg
2011-12	19-13	480/25.3	71-173	.410	23-84	.274	42-54	.778	36	40	76	4.0	39	0	25	41	9	21	207	10.9
2012-13	32-28	1014/31.7	153-368	.416	46-135	.341	101-138	.732	50	69	119	3.7	72	2	23	69	18	23	453	14.2
2013-14	32-23	833/26.0	127-316	.402	33-109	.303	98-128	.766	56	146	202	6.3	70	0	14	60	15	26	385	12.0
2014-15	6-6	192/32.0	27-73	.370	8-30	.267	21-24	.875	5	21	26	4.3	11	0	20	22	4	11	83	13.8
TOTAL	89-70	2519/28.3	378-930	.406	110-358	.307	262-344	.762	147	276	423	4.8	192	2	82	192	46	81	1128	12.7

25

ARMANI FLANNIGAN

Sr. ▶ F ▶ 6-8 ▶ 200
Rockford, Ill. ▶
(Central Wyoming St.)



↳ CAREER HIGHS

Points: 10, Delaware State -- 11/19/14
Rebounds: 8, Iona -- 11/23/14
Assists: 1, 4 times
Steals: 3, Delaware State -- 11/19/14
Blocks: 3, at FIU -- 02/20/14; vs Columbia -- 11/21/13
FG made: 3, 5 times
FG attempts: 7, Mississippi Valley -- 11/26/14
3FG attempts: 1, at UTSA -- 2/27/14
FT made: 4, Delaware State -- 11/19/14
FT attempts: 7, Northwood -- 11/8/13

↳ 2014-15 STATS

Opponent	Date	gs	min	Total		3-Pointers		Free throws		Rebounds				pf	a	t/o	blk	stl	pts	avg
				fg-fga	pct	3fg-fga	pct	ft-fta	pct	off	def	tot	avg							
ARKANSAS-MONTICELLO	11/14/14		16	3-3	1.000	0-0	.000	0-2	.000	0	3	3	3.0	0	0	0	1	0	6	6.0
NICHOLLS STATE	11/17/14		25	3-4	.750	0-0	.000	3-6	.500	3	3	6	4.5	3	0	0	0	2	9	7.5
DELAWARE STATE	11/19/14		22	3-4	.750	0-0	.000	4-4	1.000	1	1	2	3.7	2	0	0	0	3	10	8.3
IONA	11/23/14	*	24	3-6	.500	0-0	.000	3-5	.600	4	4	8	4.8	2	0	0	1	0	9	8.5
MISSISSIPPI VALLEY	11/26/14	*	12	2-7	.286	0-0	.000	3-6	.500	1	3	4	4.6	3	0	1	1	0	7	8.2
at Arkansas	11/28/14	*	18	0-4	.000	0-0	.000	1-2	.500	1	1	2	4.2	2	0	0	0	0	1	7.0
Totals		3	117	14-28	.500	0-0	.000	14-25	.560	10	15	25	4.2	12	0	1	3	5	42	7.0

Games played: 6
Minutes/game: 19.5
Points/game: 7.0
FG Pct: 50.0
FT Pct: 56.0

Rebounds/game: 4.2
Turnovers/game: 0.2
Steals/game: 0.8
Blocks/game: 0.5

↳ CAREER STATS

Season	gp-gs	min/avg	Total		3-Point		F-Throws		Rebounds				Scoring							
			fg-fga	pct	fg-fga	pct	ft-fta	pct	off	def	tot	avg	pf	fo	ast	to	blk	stl	pts	avg
2013-14	31-11	311/10.0	31-56	.554	0-1	.000	12-42	.286	23	41	64	2.1	31	0	4	17	30	7	74	2.4
2014-15	6-3	117/19.5	14-28	.500	0-0	.000	14-25	.560	10	15	25	4.2	12	0	0	1	3	5	42	7.0
TOTAL	37-14	428/11.6	45-84	.536	0-1	.000	26-67	.388	33	56	89	2.4	43	0	4	18	33	12	116	3.1

33

**COLIN
VOSS**

Sr. ▶ F ▶ 6-7 ▶ 240
Grand Rapids, MI ▶
(Northern Oklahoma)



↳ CAREER HIGHS

Points: 18, Wayland Baptist -- 12/21/13
Rebounds: 12, Southeastern La. -- 11/30/13
Assists: 2, 6 times
Steals: 3, vs TULANE -- 03/12/14; at Texas A&M -- 12/31/13
Blocks: 2, 4 times
FG made: 9 [t-7th], Wayland Baptist -- 12/21/13
FG attempts: 14, Wayland Baptist -- 12/21/13
3FG attempts: 1, at Charlotte -- 01/18/14; at Texas A&M -- 12/31/13
FT made: 7, Central Arkansas -- 12/17/13
FT attempts: 10, Central Arkansas -- 12/17/13

↳ 2014-15 STATS

Opponent	Date	gs	min	Total		3-Pointers		Free throws		Rebounds				pf	a	t/o	blk	stl	pts	avg	
				fg-fga	pct	3fg-fga	pct	ft-fa	pct	off	def	tot	avg								
ARKANSAS-MONTICELLO	11/14/14	*	21	4-8	.500	0-0	.000	3-4	.750	2	7	9	9.0	0	1	1	0	0	11	11.0	
NICHOLLS STATE	11/17/14	*	20	0-2	.000	0-0	.000	0-0	.000	1	2	3	6.0	3	0	3	0	0	0	5.5	
DELAWARE STATE	11/19/14	*	30	2-7	.286	0-0	.000	2-3	.667	3	5	8	6.7	3	1	0	1	1	6	5.7	
IONA	11/23/14	*	25	3-5	.600	0-0	.000	2-2	1.000	1	4	5	6.3	1	1	0	0	1	8	6.3	
MISSISSIPPI VALLEY	11/26/14	*	20	4-6	.667	0-0	.000	2-2	1.000	1	7	8	6.6	1	1	3	1	0	10	7.0	
at Arkansas	11/28/14	*	30	2-8	.250	0-0	.000	0-0	.000	1	3	4	6.2	4	2	0	0	0	4	6.5	
Totals			6	146	15-36	.417	0-0	.000	9-11	.818	9	28	37	6.2	12	6	7	2	2	39	6.5

Games played: 6
Minutes/game: 24.3
Points/game: 6.5
FG Pct: 41.7
FT Pct: 81.8

Rebounds/game: 6.2
Assists/game: 1.0
Turnovers/game: 1.2
Assist/turnover ratio: 0.9
Steals/game: 0.3
Blocks/game: 0.3

↳ CAREER STATS

Season	gp-gs	min/avg	Total		3-Point		F-Throws		Rebounds				Scoring							
			fg-fga	pct	fg-fga	pct	ft-fa	pct	off	def	tot	avg	pf	fo	ast	to	blk	stl	pts	avg
2013-14	32-29	817/25.5	92-197	.467	0-2	.000	48-72	.667	64	122	186	5.8	75	3	19	45	16	18	232	7.3
2014-15	6-6	146/24.3	15-36	.417	0-0	.000	9-11	.818	9	28	37	6.2	12	0	6	7	2	2	39	6.5
TOTAL	38-35	963/25.3	107-233	.459	0-2	.000	57-83	.687	73	150	223	5.9	87	3	25	52	18	20	271	7.1

42

**JACOB
GROSS**

R-Fr. ▶ G ▶ 6-4 ▶ 180
Sachse, TX ▶
(Sachse HS)



↳ **CAREER HIGHS**

↳ **2014-15 STATS**

2013-14 SEASON STATS TEAM/INDIVIDUAL

RECORD:	OVERALL	HOME	AWAY	NEUTRAL
ALL GAMES	4-2	4-1	0-1	0-0
CONFERENCE	0-0	0-0	0-0	0-0
NON-CONFERENCE	4-2	4-1	0-1	0-0

#	Player	gp-gs	min	avg	Total		3-Point		F-Throw		Rebounds				a	to	blk	stl	pts	avg				
					fg-fga	fg%	3fg-fga	3fg%	ft-fla	ft%	off	def	tot	avg							pf	dg		
23	WILLIAMS, Jordan	6-6	192	32.0	27-73	.370	8-30	.267	21-24	.875	5	21	26	4.3	11	0	20	22	4	11	83	13.8		
21	TAYLOR, T.J.	5-2	131	26.2	20-38	.526	6-17	.353	7-10	.700	5	16	21	4.2	5	0	12	10	2	4	53	10.6		
01	ANIEFIOK, Maurice	5-5	138	27.6	16-32	.500	8-17	.471	2-3	.667	2	13	15	3.0	9	0	11	12	0	7	42	8.4		
11	COMBS, Jeremy	6-3	128	21.3	18-31	.581	0-0	.000	10-23	.435	10	27	37	6.2	18	1	1	9	7	3	46	7.7		
20	AHMED, Muhammed	6-0	82	13.7	18-36	.500	1-4	.250	6-13	.462	13	21	34	5.7	2	0	0	5	5	2	43	7.2		
25	FLANNIGAN, Armani	6-3	117	19.5	14-28	.500	0-0	.000	14-25	.560	10	15	25	4.2	12	0	0	1	3	5	42	7.0		
33	VOSS, Colin	6-6	146	24.3	15-36	.417	0-0	.000	9-11	.818	9	28	37	6.2	12	0	6	7	2	2	39	6.5		
03	HARRIS, DeAndre	5-0	60	12.0	7-22	.318	2-11	.182	7-11	.636	3	7	10	2.0	10	0	4	10	0	1	23	4.6		
02	WHITE-PITTMAN, Gre	5-3	62	12.4	5-15	.333	0-3	.000	10-16	.625	1	3	4	0.8	9	0	3	9	0	2	20	4.0		
05	EAGLIN, Todd	6-1	114	19.0	7-14	.500	3-7	.429	2-4	.500	0	14	14	2.3	8	0	9	8	1	5	19	3.2		
00	WARD, Carrington	4-1	30	7.5	2-4	.500	0-1	.000	1-2	.500	0	4	4	1.0	6	0	2	4	0	0	5	1.3		
Team											13	14	27											
Total.....		6	1200		149-329	.453	28-90	.311	89-142	.627	71	183	254	42.3	102	1	68	99	24	42	415	69.2		
Opponents.....		6	1200		138-380	.363	48-147	.327	69-100	.690	77	137	214	35.7	114	-	74	80	17	49	393	65.5		

TEAM STATISTICS	NT	OPP	Date	Opponent	Score	Att.
SCORING	415	393	11/14/14	ARKANSAS-MONTICELLO	w 84-62	1442
Points per game	69.2	65.5	11/17/14	NICHOLLS STATE	w 71-57	1367
Scoring margin	+3.7	-	11/19/14	DELAWARE STATE	w 62-55	1491
FIELD GOALS-ATT	149-329	138-380	11/23/14	IONA	L 58-78	2278
Field goal pct	.453	.363	11/26/14	MISSISSIPPI VALLEY	w 67-52	1418
3 POINT FG-ATT	28-90	48-147	11/28/14	at Arkansas	L 73-89	14885
3-point FG pct	.311	.327	* - Conference game			
3-pt FG made per game	4.7	8.0				
FREE THROWS-ATT	89-142	69-100				
Free throw pct	.627	.690				
F-Throws made per game	14.8	11.5				
REBOUNDS	254	214				
Rebounds per game	42.3	35.7				
Rebounding margin	+6.7	-				
ASSISTS	68	74				
Assists per game	11.3	12.3				
TURNOVERS	99	80				
Turnovers per game	16.5	13.3				
Turnover margin	-3.2	-				
Assist/turnover ratio	0.7	0.9				
STEALS	42	49				
Steals per game	7.0	8.2				
BLOCKS	24	17				
Blocks per game	4.0	2.8				
ATTENDANCE	7996	14885				
Home games-Avg/Game	5-1599	1-14885				
Neutral site-Avg/Game	-	0-0				


Score by Periods	1st	2nd	Totals
North Texas	209	206	415
Opponents	175	218	393

2013-14 GAME-BY-GAME

Opponent	1st	2nd	Score	Mar	Total FG	FG Pct	3-Pointers	3FG Pct	Free Throws	FT Pct	Rebounds	Assist	T/Over	Block	Steal	Fouls
ARKANSAS-MONTICELLO	42/30	42/32	84-62	+22	34-58/25-72	.586/.347	3-8/7-22	.375/.318	13-24/5-6	.542/.833	44/34 +10	16/11	17/14	4/0	9/10	13/22
NICHOLLS STATE	31/21	40/36	71-57	+14	18-53/21-63	.340/.333	1-11/5-25	.091/.200	34-44/10-18	.773/.556	56/34 +22	7/10	21/17	3/4	9/11	19/29
DELAWARE STATE	27/27	35/28	62-55	+7	22-54/21-51	.407/.412	6-21/8-21	.286/.381	12-18/5-11	.667/.455	36/32 +4	11/10	15/18	1/6	10/5	12/17
IONA	32/32	26/46	58-78	(20)	23-50/25-58	.460/.431	3-14/10-30	.214/.333	9-12/18-25	.750/.720	35/32 +3	7/15	16/10	4/2	2/9	21/13
MISSISSIPPI VALLEY	41/27	26/25	67-52	+15	26-56/17-65	.464/.262	5-16/7-22	.313/.318	10-20/11-15	.500/.733	49/35 +14	13/7	20/15	8/1	10/11	14/14
Arkansas	36/38	37/51	73-89	(16)	26-58/29-71	.448/.408	10-20/11-27	.500/.407	11-24/20-25	.458/.800	34/47 (13)	14/21	10/6	4/4	2/3	23/19

Note: Game totals are displayed in the format TEAM/OPPONENT for each category

RADIO-TV CHART



0 Carrington Ward
6-2 • 180 • Jr. • G
Philadelphia



1 Maurice Aniefiok
6-5 • 212 • R-Jr. • G
Lagos, Nigeria



2 Greg White-Pittman
6-2 • 206 • Fr. • G
New Orleans




3 DeAndre Harris
6-3 • 180 • R-So. • G
Milwaukee, Wisc.



4 J-Mychal Reese
6-1 • 173 • Jr. • G
Bryan, Texas




5 Todd Eaglin
5-10 • 171 • Jr. • G
New Orleans



10 Chris Campbell
6-3 • 185 • Jr. • G
Houston




11 Jeremy Combs
6-7 • 182 • Fr. • F
Dallas



20 Muhammed Ahmed
6-7 • 215 • Jr. • F
Bronx, N.Y.



21 T.J. Taylor
6-3 • 215 • R-Sr. • G
Denison, Texas



22 Greg Wesley
6-7 • 190 • R-Fr. • F
Arlington, Texas



23 Jordan Williams
6-6 • 202 • Sr. • G
Dallas



25 Armani Flannigan
6-8 • 200 • Sr. • F
Rockford, Ill.



33 Colin Voss
6-7 • 240 • R-Sr. • F
Grand Rapids, Mich.



HEAD COACH
Tony Benford



**NORTH TEXAS
BASKETBALL**