

NORTH TEXAS BASKETBALL

18 CONFERENCE CHAMPIONSHIPS • 1988, 2007, 2010 NCAA TOURNAMENT

Stephen Howard • Asst. Director Communications • Office: 940.369.8548 • Cell: 817.793.5199 • stephen.howard@unt.edu

2014-15 SCHEDULE

NOVEMBER

14	Arkansas-Monticello	W 84-62
17	Nicholls State	W 71-57
19	Delaware State	W 62-55
23	Iona	L 78-58
26	Mississippi Valley St.	W 67-52
28	at Arkansas (SEC Network)	L 89-73

DECEMBER

3	at Oklahoma State (FSN)	L 87-61
14	at Stephen F. Austin	L 59-48
17	Langston	W 78-65
21	Creighton (FSN)	W 62-58
23	Prairie View A&M	L 70-67
29	at Texas Tech (TTV)	L 60-45

JANUARY

2	UTEP * (ASN)	L 85-71
4	UTSA * (FSN)	L 71-61
10	at Rice * (ASN)	2 p.m.
15	at Charlotte *	6 p.m.
17	at Old Dominion *	6 p.m.
22	Louisiana Tech *	7 p.m.
24	Southern Miss *	7 p.m.
31	Rice * (ASN)	7 p.m.

FEBRUARY

5	at Western Kentucky *	7 p.m.
7	at Marshall *	6 p.m.
12	UAB *	7 p.m.
14	Middle Tennessee * (ASN)	7 p.m.
19	at Florida Atlantic *	6 p.m.
21	at FIU *	5 p.m.
26	Charlotte *	7 p.m.
28	Old Dominion * (ASN)	4:30 p.m.

MARCH

3	at UTEP *	8 p.m.
7	at UTSA *	2 p.m.

11-14 Conference USA Tournament %

* Conference USA league game
% C-USA Tournament (Birmingham, Ala.)
All times Central

GAME 15 - RICE OWLS



North Texas (6-8, 0-2 C-USA) vs. Rice (4-9, 1-1 C-USA)

Saturday, Jan. 10, 2015 • 2 p.m. Central

Houston • Tudor Fieldhouse (5,000)

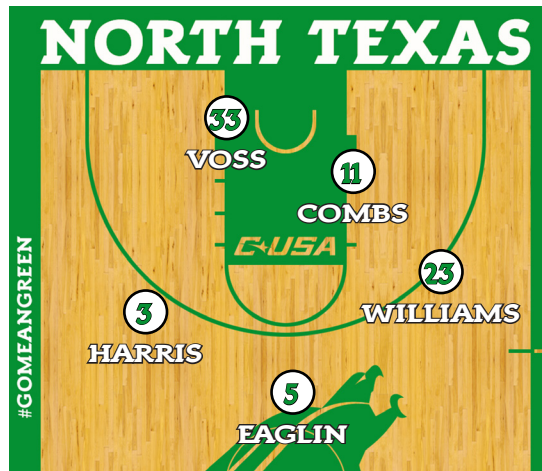
Radio: MGRN - 88.1 KNTU-FM, 95.3 KHYI-FM

Hank Dickenson (PxP)

TV: American Sports Network

Brett Dolan (PxP), Ben Braun (Color)

Series: NT leads 10-4 • Last: NT won 63-62 OT on 3/11/14



MEAN GREEN SPOTLIGHT



DEANDRE HARRIS

6-3 • 193

So. • G

Milwaukee

Tyler JC

Unstoppable over the last two games - 16.0 points per game on 54.5 percent shooting. Harris has reached double figures by the 15 minute mark of the 1st half in each of the last two.

NORTH TEXAS MEAN GREEN

No.	Pos	Name	Ht	Wt	Class	Hometown	Last School
0	G	Carrington Ward	6-2	180	Jr.	Philadelphia	San Jacinto College
1	G	Maurice Aniefiok	6-5	212	Jr.	Lagos, Nigeria	'Ole Miss
2	G	Greg White-Pittman	6-2	206	Fr.	New Orleans	Holy Cross HS
3	G	DeAndre Harris	6-3	193	So.	Milwaukee, Wisc.	Tyler JC
4	G	J-Mychal Reese	6-1	180	Jr.	Bryan, Texas	Texas A&M
5	G	Todd Eaglin	5-10	175	Jr.	New Orleans	Tyler JC
10	G	Chris Campbell	6-3	185	Jr.	Houston	Jacksonville College
11	F	Jeremy Combs	6-7	195	Fr.	Dallas	Carter HS
20	F	Muhammed Ahmed	6-7	215	Jr.	Bronx, N.Y.	Gillette College
21	G	T.J. Taylor	6-3	215	Sr.	Denison, Texas	Marquette
23	G	Jordan Williams	6-6	205	Sr.	Dallas	Kimball HS
25	F	Armani Flannigan	6-8	205	Sr.	Rockford, Ill.	Central Wyoming
33	F	Colin Voss	6-7	240	Sr.	Grand Rapids, Mich.	Northern Oklahoma
42	G	Jacob Gross	6-4	180	Fr.	Sachse, Texas	Sachse HS

COACHING STAFF

- Head Coach: Tony Benford
3rd year at NT (34-44 Record)
Overall (Same)
- Associate Head Coach: Rob Evans
- Asst. Coaches: David Anwar,
Scott Monarch
- Director of Operations: Jeff Luster
- Strength Coach: Chris Seroka

PRONUNCIATION GUIDE

- 0 Carrington Ward • CARE ing ton
- 1 Maurice Aniefiok • uh NAY fee ock
- 3 DeAndre Harris • DEE on dray
- 4 J-Mychal Reese • JAY michael
- 20 Muhammed Ahmed • AHH med
- 25 Armani Flannigan • Like the suit

QUICK FACTS

Location: Denton, Texas
Founded: 1890
Enrollment: 36,221
Nickname: Mean Green
Colors: Green and White
Home Arena: The Super Pit (10,500)
Conference: Conference USA
Program All-Time Record: 1,097-1,238-1
Program founded: 1916-17 (97th season)

INSIDE THE MATCHUP

The North Texas vs. Rice Series

Overall: NT leads 10-4

In Denton: NT leads 3-0

In Houston: Rice leads 3-2

Neutral: NT leads 4-0

Streak: NT won 5 of last 6 games

Last: NT won 63-62 OT in El Paso on 3/11/14

• While fans at Tudor Fieldhouse will have purchased a ticket for an entire seat, they will only need the edge of that seat on Saturday. The last seven matchups between Rice and North Texas have been decided by an average of 2.4 points per game - including six games decided on the last possession, and two in overtime.

• The last meeting in the series perfectly illustrates just how tight the games between Rice and NT always are. A pair of Chris Jones free throws sent the game into overtime, and another pair of Jones free throws with 11.7 seconds remaining in the extra frame sealed a 63-62 win for North Texas in the opening round of the C-USA Tourney in El Paso. Rice led by as much as 13-points in the first half, and led by eight points with 2:36 left in regulation. The Owls even led by four in OT. Brandon Walton and Colin Voss led NT with 17 and 16 points, respectively.

• Mike Rhoades, who spent the last five years at VCU, was named the 24th head coach at Rice last March. The former associate head coach under Shaka Smart was one of the architects of VCU's storied run to the Final Four in 2011. Rhoades spent 10 years as a head coach at Randolph-Macon College (Division III) in Ashland, Va.

• Rice is among the nation's top perimeter shooting teams. The Owls lead C-USA and rank 21st in the NCAA with 8.5 3-pointers per game. Marcus Jackson ranks 4th in C-USA with 2.4 makes per game, while Bishop Mency isn't far behind at 12th with 1.7 3-pointers per game.

TALE OF THE TAPE

MEAN GREEN		OWLS
64.9.....	PPG	62.9
-2.9.....	Margin.....	-2.4
43.9.....	FG%	39.8
29.8.....	3PT%	34.9
63.5.....	FT%	74.0
+1.1.....	Rebound Margin	-1.0
10.4.....	Asst. Avg.	12.8
16.0.....	TO Avg.....	14.2
6.9.....	Steals Avg.....	5.9
3.8.....	Blocks Avg.....	2.6

MEAN GREEN TEAM NOTES

Harris Is On Fire! - After sitting out the 2013-14 season at Tyler JC, it's safe to say DeAndre Harris has adjusted to his new surroundings at NT. Perhaps NT's most athletic player, the sophomore has reached double-figure points in less than 15 minutes in each of the last two games. Harris tallied a then-career high 12 points by the first media timeout against UTEP, and finished with 20 points.

Tracking Harris' Progress

Timeframe	PPG	FG%
First 7 Games	3.8	29.2
Next 5 Games	7.8	38.9
Last 2 Games	16.0	54.5

Getting That W - NT is 0-2 in C-USA games, but hasn't started 0-3 in conference play since dropping its first four Southland games in 1989-90.

Historic Defense - NT is holding its opponents to 39.6 percent shooting, which is the lowest mark in recorded history of NT basketball (accurate opponent records date to 1962-63). NT is holding teams to 32.0 percent from 3-point, which ranks 2nd in school history, and the 67.7 points allowed per game ranks third.

Winning With Defense - Much more so than the offense, wins and losses seem to be tied to NT's defensive numbers. For example, NT is 6-2 when holding its opponent under 70 points, but 0-6 when the opponent scores more than 70. Also, NT is 5-1 when holding the other team under 40 percent shooting, but is 1-7 when they shoot better than 40 percent.

Strong Starters - North Texas has outscored its opponents 449-410 (+39) and held them to 36.1 percent shooting in the first half of games this year. But in the second half that figure flips to 459-538 (-79) and 43.0 percent in the second half.

Freshman Force - Jeremy Combs is proving to be C-USA's top freshman forward, if not the league's best freshman overall. The Dallas product ranks 4th in C-USA with a 58.8 field goal percentage, and he's tops among all freshmen in rebounding (5.9 RPG) and blocks (0.9 BPG).

Combs Among C-USA Freshmen

Category	Number	Frosh Rank
Points	8.7	3
Rebounds	5.9	1
FG%	58.8	1
Blocks	0.9	T1

Climbing The Charts - Jordan Williams is racing up the NT career scoring charts. The senior is currently tied for 12th with 1,253 points, and needs 53 points to tie Melvin Davis (1975-78) for 11th. The senior also ranks 10th in NT history in 3-pointers made (122) and ninth in 3-pointers attempted (399).

Get To The Paint - The recipe for NT success on offense is to play inside-out. NT's 29.8 percent clip from deep ranks 12th in the league, however, NT ranks fifth in C-USA with a mark of 49.7 percent on 2-point field goal attempts.

Happy New Year, Indeed - Jordan Williams is averaging a team-best 14.9 points per game this year, and has always played his best ball after the turn of the New Year.

Williams Career Before/After New Years

Months	Games	Pts.	Avg.
Nov./Dec.	54	645	11.9
Jan.-March	43	608	14.1

Hard Place To Play - NT has been nearly unbeatable at the Super Pit over the last few years. In fact, NT is 98-35 (73.7 percent) at the Super Pit since 2006-07.

More Experience By The Day - Not counting redshirt seasons, North Texas enters 2014-15 with just 11 seasons of Division I experience on its roster. Only eight teams in the country have fewer season of DI action: Tennessee St. (4), South Florida (6), UAB (7), Illinois St. (8), Troy (8), Southern Miss (9), UTPA (10) and UMKC (10).

Always In It - Over the last two seasons NT has lost 24 games, but in 11 of those contests NT has been within two scores inside the final five minutes.

Gridiron or Hardwood? - Colin Voss had a decision to make coming out of high school - attend college as a basketball or football player. Voss was one of Michigan's top tight end prospects out of high school, and had multiple offers to play in college. In the end, Voss went with his heart and opted to play hoops at Central Michigan. The 6-7 forward was later named an NJCAA All-American at Northern Oklahoma before signing at NT.

Hoops Pedigree - Freshman Greg White-Pitman is the nephew of Robert Pack, who played 13 years in the NBA after a standout career at USC. Pack is in his third year as an assistant coach under Scott Brooks for the Oklahoma City Thunder.

MEAN GREEN PLAYER NOTES

0 CARRINGTON WARD **LAST GAME: DNP** ... Out with broken foot (Jones fracture) ... Played in just four games for North Texas, and earned a start vs. Nicholls State ... Averaged 16.0 points per game in 2013-14 at San Jacinto ... Honorable Mention All-Region XIV as a sophomore ... Posted a 2.0 assist-to-turnover ratio on the year ... Shot 210 free throws on the year, and made 71.0 percent of them.

GP ... GS ... Min ... Avg ... FG ... FGA ... Pct ... 3FG ... FGA ... Pct ... FT ... FTA ... Pct ... Off ... Def ... Tot ... Avg ... PF ... FO ... A ... TO ... Blk ... Stl ... Pts ... Avg
 4 1 30 7.5 2 4 .500 0 1 .000 1 2 .500 0 4 4 1.0 6 0 2 4 0 0 5 1.3

1 MAURICE ANIEFIOK **LAST GAME: DNP (Personal Leave)** ... Had made at least 1 3-pointer in 11 straight games prior to UTEP ... At least 8 pts in 7 of 11 games this year ... 39.0 3FG% (14th in C-USA) ... 1.3 SPG (T-10th in C-USA) ... Back-to-back career assist games at Arkansas (5) & OSU (7) ... 12 career double-digit scoring games ... 2013-14: Shot team-high 37.1% from 3-point (15th in C-USA) ... Shot 37.1 percent from 3-point, which led NT.

GP ... GS ... Min ... Avg ... FG ... FGA ... Pct ... 3FG ... FGA ... Pct ... FT ... FTA ... Pct ... Off ... Def ... Tot ... Avg ... PF ... FO ... A ... TO ... Blk ... Stl ... Pts ... Avg
 11 11 296 26.9 27 70 .386 16 41 .390 6 7 .857 2 26 28 2.5 22 0 21 22 0 14 76 6.9

2 GREG WHITE-PITTMAN **LAST GAME: 0 pts, 1 reb, 5 mins** ... Team-low 28.1% shooting ... made 5 of last 23 shots (21.7%) over last 10 games ... 15 points, 7 rebounds in exhibition win ... Earned start in season opener ... Nephew of former NBA standout, current OKC Thunder coach Robert Pack ... Holy Cross HS: Louisiana 5A MVP in '13-14 ... Tied for the Louisiana 5A scoring lead with 25.6 PPG ... Joins Jeremy Combs as state scoring leaders.

GP ... GS ... Min ... Avg ... FG ... FGA ... Pct ... 3FG ... FGA ... Pct ... FT ... FTA ... Pct ... Off ... Def ... Tot ... Avg ... PF ... FO ... A ... TO ... Blk ... Stl ... Pts ... Avg
 12 5 141 11.8 9 32 .281 0 10 .000 18 28 .643 2 5 7 0.6 22 0 5 15 0 2 36 3.0

3 DEANDRE HARRIS **LAST GAME: 12 pts, 3 reb, 39 mins (Career High)** ... Averaged 3.8 PPG (29.2 FG%) in first 6 games, but is scoring 16.0 PPG on 54.5 FG% over last 2 games ... Career-high 20 points vs UTEP (12 by 1st media timeout) ... Broke 0-of-10 streak from 3-point to go 3-of-3 from deep vs. Creighton ... NT's most athletic guard ... 2013:14 Tyler JC: Missed season for routine medical procedure.

GP ... GS ... Min ... Avg ... FG ... FGA ... Pct ... 3FG ... FGA ... Pct ... FT ... FTA ... Pct ... Off ... Def ... Tot ... Avg ... PF ... FO ... A ... TO ... Blk ... Stl ... Pts ... Avg
 13 2 243 18.7 33 82 .402 9 36 .250 19 29 .655 3 24 27 2.1 28 1 15 34 2 6 94 7.2

4 J-MYCHAL REESE **LAST GAME: Sitting Out due to NCAA transfer rules** ... Played 39 games at Texas A&M last 2 seasons (25 starts) ... Career 6.3 PPG and 1.8 APG on 37.1 3FG% for Aggies ... Ranked 5th at A&M with 6.2 PPG ... Scored career-high of 15 points on four occasions for the Aggies ... Shot 74.5 percent from the free throw line for his career at A&M ... ESPN.com's top rated point guard in Texas coming out of Bryan HS.

GP ... GS ... Min ... Avg ... FG ... FGA ... Pct ... 3FG ... FGA ... Pct ... FT ... FTA ... Pct ... Off ... Def ... Tot ... Avg ... PF ... FO ... A ... TO ... Blk ... Stl ... Pts ... Avg
 - -

5 TODD EAGLIN **LAST GAME: 0 pts, 5 asst (Career High), 36 mins (Career High)** ... 2nd at NT with 1.1 A/TO ratio, tied for 4th with 19 asst ... FG% dropped from 52.6 to 41.7 after 0-5 game vs. UTSA ... NT's top 3-point shooter (40.0%) ... 2013-14 Tyler JC: Ranked 3rd in NJCAA with 7.6 APG in 13-14 ... Still averaged 15.2 points per game for TJC ... A threat from the perimeter, the sophomore sank 51 3-pointers on a 39.8 percent clip.

GP ... GS ... Min ... Avg ... FG ... FGA ... Pct ... 3FG ... FGA ... Pct ... FT ... FTA ... Pct ... Off ... Def ... Tot ... Avg ... PF ... FO ... A ... TO ... Blk ... Stl ... Pts ... Avg
 11 2 200 18.2 10 24 .417 6 15 .400 2 4 .500 0 18 18 1.6 17 1 19 18 2 6 28 2.5

10 CHRIS CAMPBELL **LAST GAME: DNP** ... Saw first action in NT uniform at SFA ... Team-high 15.5 PPG and 2nd at Jacksonville with 4.9 RPG ... Shot 50.0% in 13-14, including 36.4 3FG% in conference play ... Hit 76.6ft% in league play ... Posted 15 games of at least 15 points, including six 20-point outings ... Played his freshman season at McMurry University.

GP ... GS ... Min ... Avg ... FG ... FGA ... Pct ... 3FG ... FGA ... Pct ... FT ... FTA ... Pct ... Off ... Def ... Tot ... Avg ... PF ... FO ... A ... TO ... Blk ... Stl ... Pts ... Avg
 1 0 5 5.0 0 1 .000 0 0 .000 0 0 .000 1 1 2 2.0 2 0 0 0 0 0 0.0

11 JEREMY COMBS **LAST GAME: 6 pts, 4 reb, 2-3 FG** ... C-USA's top freshman forward ... 4th in C-USA with 58.8 FG% ... 5.9 RPG, 0.9 BPG are tops among C-USA freshmen ... 8.7 PPG 3rd among C-USA freshmen ... 11 FG vs. Langston tied for 2nd most by C-USA player in '14-15 ... Team was +25 pts with Combs on floor vs Langston ... C-USA Frosh of the Week for Nov. 17.

GP ... GS ... Min ... Avg ... FG ... FGA ... Pct ... 3FG ... FGA ... Pct ... FT ... FTA ... Pct ... Off ... Def ... Tot ... Avg ... PF ... FO ... A ... TO ... Blk ... Stl ... Pts ... Avg
 14 9 318 22.7 47 80 .588 0 0 .000 28 59 .475 27 55 82 5.9 45 2 3 21 13 12 122 8.7

MEAN GREEN PLAYER NOTES

20 MUHAMMED AHMED LAST GAME: 14 pts, 4 blocks (Career High, Team Season-High) ... 10-of-16 (62.5%) from floor over last 6 games ... 4 double-digit scoring games ... Shooting 49.2%, which ranks 2nd among active NT players ... 2nd at NT with 11 blocks ... 11 of 15 pts, 8 of 9 rebounds vs MVSU came in 2nd half ... Gillette CC: NJCAA All-America 3rd-Team in 13-14 ... Averaged a team-best 17.6 points per game on 58.2 percent shooting.

GP	GS	Min	Avg	FG	FGA	Pct	3FG	FGA	Pct	FT	FTA	Pct	Off	Def	Tot	Avg	PF	FO	A	TO	Blk	Stl	Pts	Avg
14	0	172	12.3	29	59	.492	2	8	.250	18	32	.563	18	32	50	3.6	11	0	1	8	11	6	78	5.6

21 T.J. TAYLOR LAST GAME: DNP ... 16 assists in last 5 games ... Running point for 1st time since HS ... Back-to-back career-high 5 asst games vs Creighton & PVAM ... 80.0 FT% ranks 9th in C-USA ... Team was +12 points with Taylor on the floor vs Langston ... Returned from knee scope in mid Sept. ... 2013-14: Ranked 2nd among NT guards with a 44.7 shooting percentage.

GP	GS	Min	Avg	FG	FGA	Pct	3FG	FGA	Pct	FT	FTA	Pct	Off	Def	Tot	Avg	PF	FO	A	TO	Blk	Stl	Pts	Avg
11	7	293	26.6	28	68	.412	10	31	.323	20	25	.800	10	33	43	3.9	11	0	28	24	3	10	86	7.8

23 JORDAN WILLIAMS LAST GAME: 17 pts, 40 mins ... Next 3-point attempt will be career 400th ... Leads C-USA with 34.4 mins per game ... Averaging 14.6 PPG in 44 career conf games ... 3rd 20-point game of '14-15 at TTU ... T-12th in NT history with 1,253 career pts ... 10th in NT history with 122 3-pointers ... 7th career double-double, 10th career 20-point game vs Langston ... 14.9 PPG rank 9th in C-USA, 1.5 SPG rank 5th in C-USA.

GP	GS	Min	Avg	FG	FGA	Pct	3FG	FGA	Pct	FT	FTA	Pct	Off	Def	Tot	Avg	PF	FO	A	TO	Blk	Stl	Pts	Avg
14	14	481	34.4	71	177	.401	20	71	.282	46	64	.719	21	52	73	5.2	30	0	33	40	8	21	208	14.9

25 ARMANI FLANNIGAN LAST GAME: 2 pts, 1 reb, 10 mins ... First 5 games: 8.2 pts, 4.6 reb, 58.3 FG% - Last 9 games: 2.7 pts, 1.8 reb, 37.0 FG% ... Just 11 turnovers through 14 games this year ... Already made more free throws than all of '13-14 (12-of-42) ... 2013-14: Only player in C-USA to rank among the league's top 15 shot blockers (13th with 0.97 BPG) while averaging just 10.0 MPG.

GP	GS	Min	Avg	FG	FGA	Pct	3FG	FGA	Pct	FT	FTA	Pct	Off	Def	Tot	Avg	PF	FO	A	TO	Blk	Stl	Pts	Avg
14	5	217	15.5	24	51	.471	0	0	.000	17	33	.515	16	23	39	2.8	16	0	0	11	9	11	65	4.6


33 COLIN VOSS LAST GAME: 10 pts, 3 reb, 5-9 FG ... 14th in C-USA with 48.3 FG% ... 16 pts in win over Creighton ... Hauling in 6.3 RPG (11th in C-USA) ... 5th in C-USA with 4.9 defensive rebs ... 79.3 FT% 3rd at NT, huge improvement over '13-14 (66.7%) ... Started last 30 NT games (team high) ... 4 double-doubles at NT ... 2013-14: NT's second leading rebounder at 5.8 RPG ... Ranked 14th in C-USA play with 49.5 FG%.

GP	GS	Min	Avg	FG	FGA	Pct	3FG	FGA	Pct	FT	FTA	Pct	Off	Def	Tot	Avg	PF	FO	A	TO	Blk	Stl	Pts	Avg
14	14	402	28.7	42	87	.483	0	1	.000	23	29	.793	19	69	88	6.3	43	2	19	25	5	9	107	7.6

42 JACOB GROSS LAST GAME: DNP ... Statistically the greatest shooter in NCAA history (100.0 3FG%) ... Hit 3-point-er with 30 seconds left at OSU's Gallagher-Iba Arena - his 1st career shot ... Walk-on who became eligible on Dec. 1 ... Has been a practice squad player since late Sept. ... High School: All-district honorable mention selection ... Senior captain led Sachse to playoffs for 1st time in school history.

GP	GS	Min	Avg	FG	FGA	Pct	3FG	FGA	Pct	FT	FTA	Pct	Off	Def	Tot	Avg	PF	FO	A	TO	Blk	Stl	Pts	Avg
2	0	2	1.0	1	1	1.000	1	1	1.000	0	0	.000	0	0	0	0.0	0	0	0	0	0	0	3	1.5

HEAD COACH **TONY BENFORD** **3RD YEAR** **TEXAS TECH '92** **Record: 34-44 (42.9%)** ... Reached 30 wins in 66 games - only 3 NT coaches since WW2 reached mark faster: Jankovich (65), Gales (62), Blakeley (35) ... 34 wins ranks 12th among all NT coaches ... Needs just 2 wins to catch NT HOF Charlie Johnson (1959-65) & Gene Robbins (1971-75) for 10th with 36 wins ... 42.9 win percentage 6th among all NT coaches since WW2 (10th overall).



FOR FULL BIOS PLEASE VISIT MEANGREENSPORTS.COM

THE LAST TIME A MEAN GREEN PLAYER ...

Had 30 or more points

31 - Jordan Williams vs. Louisiana-Lafayette, 1/31/13

Had 15 or more rebounds

15 - Tony Mitchell vs. Troy, 1/3/13

Had 10 or more assists

10 - Chris Jones vs. Troy, 12/31/11

Had 5 or more blocks

5 - Tony Mitchell vs. ULM, 2/14/13

Had 5 or more steals

5 - Chris Jones vs. Old Dominion, 2/13/14

Made 90% or more FGA (min 5 att)

1.000 - George Odufuwa vs. UALR (7-7), 2/20/10

Made 80% or more FGA (min 5 att)

.833 - Alzee Williams vs. Texas A&M (5-6), 12/31/13

Made 100% FTA (min 5 att)

1.000 - DeAndre Harris vs UTEP (5-5), 1/2/15

Made 90% or more FTA (min 5 att)

.917 - Jordan Williams vs. Nicholls State (11-12), 11/17/14

Made 8 or more 3PT's

8 - Joe Ervin vs. Arkansas, 12/30/98

Had a double-double (pts/rbs)

Jordan Williams (20 pts, 11 reb) vs. Langston, 12/17/14

Colin Voss (10 pts, 10 reb) vs. Langston, 12/17/14

Had consecutive double-doubles (pts/rbs)

Colin Voss vs. Central Arkansas, 12/17/13, vs. Wayland Baptist, 12/21/13

Had a double-double (pts/asst)

Chris Jones vs. Troy (21 pts /10 asst), 12/31/11

Had a triple-double (pts/rbs/asst)

Jesse Ratliff vs. Sam Houston St. (20pts/16reb/10asst), 2/18/93

Had a perfect shooting night (min 5 fg & ft att)

Tristan Thompson vs. Sam Houston St. (6-6 fg/2-2 3fg/6-6 ft), 12/3/08

THE LAST TIME A MEAN GREEN TEAM ...

Scored 100 or more points

107 - vs. Houston Baptist, 2/15/10

Allowed 100 or more points

105 - vs. Louisiana-Lafayette, 1/31/13

Scored 50 or fewer points

45 - vs. Texas Tech, 12/29/14

Held an opponent under 50 points

41 - at Texas A&M, 12/31/13

Won an overtime game

63-62 (OT) - vs. Rice 3/11/14

Had 50 or more rebounds

56 - vs. Nicholls State, 11/17/14

Had 20 or more assists

22 - vs. Western Kentucky, 1/12/12

Had 10 or more steals

12 - vs. Texas Tech, 12/29/14

Had 5 or more blocks

5 - vs. UTEP, 1/2/15

Five or more players in double-figures

6 - vs. Arkansas-Monticello, 11/14/14

Made 60% or higher FGs

.750 - vs. FIU (24-32), 2/9/13

Made 50% or higher 3pt FGs

.500 - at Arkansas (10-20), 11/28/14

Made 90% or higher FTs

.938 - vs. St. Louis (15-of-16), 12/6/12

NORTH TEXAS STARTING LINEUPS

Table with columns for Opponent, 1, 2, 3, 4, 5 and rows listing opponents and player lineups for each.

NORTH TEXAS INDIVIDUAL SUPERLATIVES

Double-Doubles (3)

Jordan Williams.....2Last: Langston (20 pts, 11 reb)
Colin Voss1Langston (10 pts, 10 reb)

20-Plus Point Games (5)

Jordan Williams.....3Best: 21 pts vs. Langston
Jeremy Combs.....125 pts vs. Langston
DeAndre Harris.....120 pts vs. UTEP

Double-Digit Rebound Games (5)

Jordan Williams.....2Best: Langston (11 rebs)
Jeremy Combs.....1vs. SFA (11 rebs)
Muhammed Ahmed1vs. Nicholls St. (10 rebs)
Colin Voss1vs. Langston (10 rebs)

NT SEASON/CAREER GAMES PLAYED/STARTED

Table with columns for Player, 2014-15 Season (Games, Starts), and Career at NT (Games, Starts). Rows include Williams, Voss, Flannigan, Taylor, Aniefiok, Combs, Harris, White-Pittman, Eaglin, Ward, Gross, and Campbell.

HEAD COACH TONY BENFORD



PERSONAL

- Birthdate: March 22, 1964
Hometown: Hobbs, N.M.
Alma Mater: Texas Tech, '92
Spouse: Deborah
Children: Audriana, Milena, Tony Jr., Jeremy

COACHING

- North Texas: Head Coach (2012-Pr), Record: 34-44 (3rd season)
Marquette: Assoc. Head Coach (2011-12), Asst. Coach (2008-11)
Nebraska: Asst. Coach (2006-08)
UTEP: Asst. Coach (July 2006)
Arizona State: Assoc. Head Coach (2004-06), Asst. Coach (1998-04)
New Mexico: Asst. Coach (1992-98)
All Saints School: Head Coach (1988-1991)


PLAYING CAREER

- European League: Holland (1986-87)
Chicago Bulls: Training Camp (1986)
Boston Celtics: Fourth Round Draft Pick (1986)
Texas Tech: All-SWC (1986), SWC Tournament MVP (1986)
Hobbs High School: 1982 N.M. State MVP, 1982 State Champion

WELCOME ABOARD ... 2015-16 MEAN GREEN SIGNING CLASS

RICKEY BRICE

7-0 • 260 • CENTER
ARLINGTON, TEXAS
PANTEGO CHRISTIAN



- NT's first 7-foot signee since 1994.
TexasHoops.com No. 23 player in Texas.
Hoop Scoop No. 221 player in the nation.
15.3 PPG, 7.4 RPG as a junior last year.
TAPPS 1-4A All-District selection in '13-14.
Rivals.com Three-Star recruit.

JAMICHAEL BROWN

6-1 • 190 • GUARD
SAN ANTONIO, TEXAS
PRO-VISION ACADEMY



- TABC All-State selection.
TexasHoops.com No. 37 player in Texas.
San Antonio Express-News Super Team.
Express-News POY Runner Up.
18.9 PPG, 4.0 APG in '13-14.
Future150 Three-Star recruit.

RECORDS WATCH

\$ Indicates North Texas Hall of Fame inductee

CAREER SCORING LEADERS

Table with 4 columns: Rank, Points, Name, Year. Top entries include Kenneth Lyons \$ (1979-83), Chris Davis \$ (1999-03), Jesse Ratliff \$ (1990-94), Josh White (2008-11), Tristan Thompson (2008-11), Fred Mitchell (1974-78), Fred Hopkins \$ (1952-56), Tony Worrell \$ (1984-88), John Savage \$ (1961-64), Leonard Hopkins (2002-05), Melvin Davis (1975-78), Jordan Williams (2012-Pr), Calvin Watson (2003-07).

CAREER 3-POINTERS MADE

Table with 4 columns: Rank, Points, Name, Year. Top entries include Calvin Watson (2003-07), Chris Davis \$ (1999-03), George King (1993-96), Josh White (2008-11), Tristan Thompson (2008-11), Jerome Rogers (2000-04), Deon Hunter (1986-89), Leonard Hopkins (2004-05), Chad Elstun (1995-97), Jordan Williams (2012-Pr).

CAREER BLOCKED SHOTS

Table with 4 columns: Rank, Points, Name, Year. Top entries include Tony Mitchell (2011-13), Jeffrey Simpson (2004-06), Quincy Williams (2004-08), Wendell Williams (1986-89), Kedrick Hogans (2008-12), Thomas Gibson (1990-92), George Odufuwa (2009-11), Shawnon Johnson (2003-04), Harold Stewart (2005-09), Will Smith (2000-04), Jordan Williams (2012-Pr).

CAREER STEALS

Table with 4 columns: Rank, Points, Name, Year. Top entries include Jesse Ratliff \$ (1990-94), David Miller (1994-98), Chris Jones (2012-14), Jerome Rogers (2000-04), Isaac Hines (2004-06), Charles Washington (1996-99), Tony Worrell \$ (1984-88), Kenneth Mangrum (1998-02), Ricky Roberson (1986-89), Calvin Williams (1997-99), Jordan Williams (2012-Pr).

NORTH TEXAS' RECORD WHEN ...

Overall: 6-8
Home: 6-4
Road: 0-4
Neutral: 0-0
Leading at half: 5-2
Trailing/Tied at half: 1-6
Outshoots Opponent: 5-5
Outshot by Opponent: 1-3
More rebounds: 6-2
Less or equal Rebounds: 0-6
More turnovers: 4-5
Less or equal turnovers: 2-3
Scores: 59 and under: 0-3, 60-69: 3-3, 70-79: 2-2, 80-89: 1-0, 90-Plus: 0-0
Opponent Scores: 59 and under: 4-1, 60-69: 2-1, 70-79: 0-3, 80-89: 0-3, 90-Plus: 0-0
Shoots: Under 35%: 1-2, 35-39%: 1-1, 40-44%: 1-1, 45-49%: 1-3, 50%+: 2-1

Opponent Shoots: Under 35%: 4-1, 35-39%: 1-0, 40-44%: 1-4, 45-49%: 0-1, 50%+: 0-2
Free Throw Percentage: Under 60%: 2-3, 60-69%: 2-1, 70-79%: 2-4, 80%+: 0-0
Field Goal Attempts: Under 50 FGA: 1-2, 50-54 FGA: 2-3, 55-59 FGA: 3-3, 60-69 FGA: 0-0, 70+ FGA: 0-0
Streaks: Longest Win Streak: 3, Longest Losing Streak: 4, Current Streak: Lost 4, Last 5 Games: 1-4, Last 10 Games: 3-7, Largest Lead: 27 vs. Creighton, Largest Deficit: 30 vs. Oklahoma St., Largest Deficit Overcome: 7 vs. PVM
Triangle of Trust: With Chris Seroka (strength coach): 118-90, With E.J. Hairston (athletic trainer): 98-78, With Stephen Howard (SID): 161-112



CARRINGTON WARD

Jr. ▶ G ▶ 6-2 ▶ 180
Philadelphia, PA ▶
(San Jacinto College)



↳ CAREER HIGHS

Points: 5, Arkansas-Monticello -- 11/14/14
Rebounds: 3, Arkansas-Monticello -- 11/14/14
Assists: 1, Arkansas-Monticello -- 11/14/14; Iona -- 11/23/14
FG made: 2, Arkansas-Monticello -- 11/14/14
FG attempts: 4, Arkansas-Monticello -- 11/14/14
3FG attempts: 1, Arkansas-Monticello -- 11/14/14
FT made: 1, Arkansas-Monticello -- 11/14/14
FT attempts: 2, Arkansas-Monticello -- 11/14/14

↳ 2014-15 STATS

Opponent	Date	gs	min	Total		3-Pointers		Free throws		Rebounds				pf	a	t/o	blk	stl	pts	avg	
				fg-fga	pct	3fg-fga	pct	ft-fta	pct	off	def	tot	avg								
ARKANSAS-MONTICELLO	11/14/14		17	2-4	.500	0-1	.000	1-2	.500	0	3	3	3.0	3	1	3	0	0	5	5.0	
NICHOLLS STATE	11/17/14	*	7	0-0	.000	0-0	.000	0-0	.000	0	0	0	1.5	1	0	0	0	0	0	2.5	
DELAWARE STATE	11/19/14		2	0-0	.000	0-0	.000	0-0	.000	0	0	0	1.0	1	0	1	0	0	0	1.7	
IONA	11/23/14		4	0-0	.000	0-0	.000	0-0	.000	0	1	1	1.0	1	1	0	0	0	0	1.3	
MISSISSIPPI VALLEY	11/26/14		dnp	-	-	-	-	-	-	-	-	-	-	-	-	-	-	-	-	-	
at Oklahoma State	12-03-14		dnp	-	-	-	-	-	-	-	-	-	-	-	-	-	-	-	-	-	
at Stephen F. Austin	12/14/14		dnp	-	-	-	-	-	-	-	-	-	-	-	-	-	-	-	-	-	
LANGSTON	12/17/14		dnp	-	-	-	-	-	-	-	-	-	-	-	-	-	-	-	-	-	
CREIGHTON	12/21/14		dnp	-	-	-	-	-	-	-	-	-	-	-	-	-	-	-	-	-	
PRAIRIE VIEW	12/23/14		dnp	-	-	-	-	-	-	-	-	-	-	-	-	-	-	-	-	-	
at Texas Tech	12/29/14		dnp	-	-	-	-	-	-	-	-	-	-	-	-	-	-	-	-	-	
UTEP	1/2/15		dnp	-	-	-	-	-	-	-	-	-	-	-	-	-	-	-	-	-	
UTSA	1/4/15		dnp	-	-	-	-	-	-	-	-	-	-	-	-	-	-	-	-	-	
Totals			1	30	2-4	.500	0-1	.000	1-2	.500	0	4	4	1.0	6	2	4	0	0	5	1.3

Games played: 4
Minutes/game: 7.5
Points/game: 1.3
FG Pct: 50.0
3FG Pct: 0.0
FT Pct: 50.0

Rebounds/game: 1.0
Assists/game: 0.5
Turnovers/game: 1.0
Assist/turnover ratio: 0.5

1

MAURICE ANIEFIOK

Jr. ▶ G ▶ 6-5 ▶ 212
Lagos, Nigeria ▶
(*Ole Miss)



↳ **CAREER HIGHS**

Points: 21, Nicholls State -- 11/14/13
Rebounds: 10, Nicholls State -- 11/14/13
Assists: 7 [t-7th], at Oklahoma State -- 12-03-14
Steals: 4 [t-5th], Arkansas-Monticello -- 11/14/14
Blocks: 2, UAB -- 1/23/14; at Texas A&M -- 12/31/13
FG made: 6, Nicholls State -- 11/14/13; at Texas A&M -- 12/31/13
FG attempts: 12, UTEP -- 3/2/14
3FG made: 4 [t-6th], at Texas A&M -- 12/31/13
3FG attempts: 8 [t-5th], UTEP -- 3/2/14
FT made: 6, Nicholls State -- 11/14/13
FT attempts: 7, Nicholls State -- 11/14/13

↳ **2014-15 STATS**

Opponent	Date	gs	min	Total		3-Pointers		Free throws		Rebounds				pf	a	t/o	blk	stl	pts	avg	
				fg-fga	pct	3fg-fga	pct	ft-fta	pct	off	def	tot	avg								
ARKANSAS-MONTICELLO	11/14/14	*	28	5-8	.625	1-2	.500	0-0	.000	1	1	2	2.0	1	1	4	0	4	11	11.0	
NICHOLLS STATE	11/17/14		dnp	-	-	-	-	-	-	-	-	-	-	-	-	-	-	-	-	-	
DELAWARE STATE	11/19/14	*	20	2-4	.500	1-1	1.000	0-0	.000	0	2	2	2.0	0	1	2	0	1	5	8.0	
IONA	11/23/14	*	26	3-7	.429	2-5	.400	0-0	.000	0	3	3	2.3	3	1	3	0	0	8	8.0	
MISSISSIPPI VALLEY	11/26/14	*	32	3-7	.429	2-5	.400	0-0	.000	1	4	5	3.0	1	3	2	0	2	8	8.0	
at Arkansas	11/28/14	*	32	3-6	.500	2-4	.500	2-3	.667	0	3	3	3.0	4	5	1	0	0	10	8.4	
at Oklahoma State	12-03-14	*	32	2-7	.286	2-4	.500	0-0	.000	0	3	3	3.0	3	7	0	0	0	6	8.0	
at Stephen F. Austin	12/14/14	*	30	2-6	.333	1-2	.500	4-4	1.000	0	2	2	2.9	2	0	4	0	2	9	8.1	
LANGSTON	12/17/14		dnp	-	-	-	-	-	-	-	-	-	-	-	-	-	-	-	-	-	
CREIGHTON	12/21/14	*	33	3-10	.300	2-5	.400	0-0	.000	0	3	3	2.9	1	2	4	0	1	8	8.1	
PRAIRIE VIEW	12/23/14	*	21	3-7	.429	2-6	.333	0-0	.000	0	0	0	2.6	3	0	1	0	2	8	8.1	
at Texas Tech	12/29/14	*	33	1-7	.143	1-6	.167	0-0	.000	0	4	4	2.7	3	1	1	0	2	3	7.6	
UTEP	1/2/15	*	9	0-1	.000	0-1	.000	0-0	.000	0	1	1	2.5	1	0	0	0	0	0	6.9	
UTSA	1/4/15		dnp	-	-	-	-	-	-	-	-	-	-	-	-	-	-	-	-	-	
Totals			11	296	27-70	.386	16-41	.390	6-7	.857	2	26	28	2.5	22	21	22	0	14	76	6.9

Games played: 11
Minutes/game: 26.9
Points/game: 6.9
FG Pct: 38.6
3FG Pct: 39.0
FT Pct: 85.7

Rebounds/game: 2.5
Assists/game: 1.9
Turnovers/game: 2.0
Assist/turnover ratio: 1.0
Steals/game: 1.3

↳ **CAREER STATS**

Season	gp-gs	min/avg	Total		3-Point		F-Throws		Rebounds				Scoring							
			fg-fga	pct	fg-fga	pct	ft-fta	pct	off	def	tot	avg	pf	fo	ast	to	blk	stl	pts	avg
2013-14	29-2	574/19.8	63-162	.389	39-105	.371	28-35	.800	12	88	100	3.4	90	4	18	25	7	14	193	6.7
2014-15	11-11	296/26.9	27-70	.386	16-41	.390	6-7	.857	2	26	28	2.5	22	0	21	22	0	14	76	6.9
TOTAL	40-13	870/21.8	90-232	.388	55-146	.377	34-42	.810	14	114	128	3.2	112	4	39	47	7	28	269	6.7

2

GREG

WHITE-PITTMAN

Fr. ▶ G ▶ 6-2 ▶ 206
 New Orleans ▶
 (Holy Cross HS)



↳ CAREER HIGHS

Points: 10, Arkansas-Monticello -- 11/14/14
 Rebounds: 2, Nicholls State -- 11/17/14
 Assists: 2, Arkansas-Monticello -- 11/14/14; at Stephen F. Austin -- 12/14/14
 Steals: 1, Arkansas-Monticello -- 11/14/14; Delaware State -- 11/19/14
 FG made: 3, Arkansas-Monticello -- 11/14/14
 FG attempts: 6, at Stephen F. Austin -- 12/14/14
 3FG attempts: 4, at Stephen F. Austin -- 12/14/14
 FT made: 4, Arkansas-Monticello -- 11/14/14; Langston -- 12/17/14
 FT attempts: 7, Arkansas-Monticello -- 11/14/14

↳ 2014-15 STATS

Opponent	Date	gs	min	Total		3-Pointers		Free throws		Rebounds				pf	a	t/o	blk	stl	pts	avg	
				fg-fga	pct	3fg-fga	pct	ft-fa	pct	off	def	tot	avg								
ARKANSAS-MONTICELLO	11/14/14	*	22	3-5	.600	0-0	.000	4-7	.571	0	0	0	0.0	4	2	2	0	1	10	10.0	
NICHOLLS STATE	11/17/14	*	14	1-4	.250	0-1	.000	3-4	.750	1	1	2	1.0	3	1	4	0	0	5	7.5	
DELAWARE STATE	11/19/14	*	9	0-2	.000	0-2	.000	2-4	.500	0	1	1	1.0	0	0	0	0	1	2	5.7	
IONA	11/23/14		14	1-2	.500	0-0	.000	1-1	1.000	0	1	1	1.0	2	0	1	0	0	3	5.0	
MISSISSIPPI VALLEY	11/26/14		3	0-2	.000	0-0	.000	0-0	.000	0	0	0	0.8	0	0	2	0	0	0	4.0	
at Arkansas	11/28/14	dnp		-	-	-	-	-	-	-	-	-	-	-	-	-	-	-	-	-	
at Oklahoma State	12-03-14		11	1-5	.200	0-1	.000	1-2	.500	0	0	0	0.7	3	0	1	0	0	3	3.8	
at Stephen F. Austin	12/14/14	*	25	1-6	.167	0-4	.000	3-6	.500	0	1	1	0.7	3	2	1	0	0	5	4.0	
LANGSTON	12/17/14	*	17	0-2	.000	0-1	.000	4-4	1.000	0	1	1	0.8	2	0	1	0	0	4	4.0	
CREIGHTON	12/21/14	dnp		-	-	-	-	-	-	-	-	-	-	-	-	-	-	-	-	-	
PRAIRIE VIEW	12/23/14		1	0-1	.000	0-0	.000	0-0	.000	0	0	0	0.7	0	0	1	0	0	0	3.6	
at Texas Tech	12/29/14		4	1-1	1.000	0-0	.000	0-0	.000	0	0	0	0.6	1	0	0	0	0	2	3.4	
UTEP	1/2/15		16	1-1	1.000	0-0	.000	0-0	.000	0	0	0	0.5	3	0	2	0	0	2	3.3	
UTSA	1/4/15		5	0-1	.000	0-1	.000	0-0	.000	1	0	1	0.6	1	0	0	0	0	0	3.0	
Totals			5	141	9-32	.281	0-10	.000	18-28	.643	2	5	7	0.6	22	5	15	0	2	36	3.0

Games played: 12
 Minutes/game: 11.8
 Points/game: 3.0
 FG Pct: 28.1
 3FG Pct: 0.0
 FT Pct: 64.3

Rebounds/game: 0.6
 Assists/game: 0.4
 Turnovers/game: 1.3
 Assist/turnover ratio: 0.3
 Steals/game: 0.2

3

DEANDRE HARRIS

So. ▶ G ▶ 6-3 ▶ 180
Milwaukee, Wisc. ▶
(Tyler JC)



↳ CAREER HIGHS

Points: 20, UTEP -- 1/2/15
Rebounds: 4, UTEP -- 1/2/15; Prairie View -- 12/23/14
Assists: 3, UTEP -- 1/2/15
Steals: 2, at Stephen F. Austin -- 12/14/14
Blocks: 2, Langston -- 12/17/14
FG made: 6, UTEP -- 1/2/15; UTSA -- 1/4/15
FG attempts: 12, UTSA -- 1/4/15
3FG made: 3, UTEP -- 1/2/15; Creighton -- 12/21/14
3FG attempts: 5, UTEP -- 1/2/15
FT made: 5, UTEP -- 1/2/15; Nicholls State -- 11/17/14; at Stephen F. Austin
FT attempts: 6, Nicholls State -- 11/17/14; at Stephen F. Austin -- 12/14/14

↳ 2014-15 STATS

Opponent	Date	gs	min	Total		3-Pointers		Free throws		Rebounds				pf	a	t/o	blk	stl	pts	avg
				fg-fga	pct	3fg-fga	pct	ft-fta	pct	off	def	tot	avg							
ARKANSAS-MONTICELLO	11/14/14		dnp	-	-	-	-	-	-	-	-	-	-	-	-	-	-	-	-	-
NICHOLLS STATE	11/17/14	10	10	1-5	.200	0-2	.000	5-6	.833	2	1	3	3.0	1	1	2	0	0	7	7.0
DELAWARE STATE	11/19/14	9	9	3-5	.600	1-3	.333	0-0	.000	1	2	3	3.0	1	0	2	0	0	7	7.0
IONA	11/23/14	12	12	0-3	.000	0-1	.000	0-1	.000	0	2	2	2.7	1	1	3	0	0	0	4.7
MISSISSIPPI VALLEY	11/26/14	12	12	2-5	.400	1-3	.333	0-0	.000	0	1	1	2.3	3	1	1	0	1	5	4.8
at Arkansas	11/28/14	17	17	1-4	.250	0-2	.000	2-4	.500	0	1	1	2.0	4	1	2	0	0	4	4.6
at Oklahoma State	12-03-14	4	4	0-2	.000	0-2	.000	0-0	.000	0	0	0	1.7	0	1	0	0	0	0	3.8
at Stephen F. Austin	12/14/14	20	20	2-7	.286	0-2	.000	5-6	.833	0	3	3	1.9	2	2	3	0	2	9	4.6
LANGSTON	12/17/14	29	29	3-9	.333	0-3	.000	1-2	.500	0	2	2	1.9	3	2	3	2	1	7	4.9
CREIGHTON	12/21/14	15	15	3-6	.500	3-3	1.000	0-0	.000	0	1	1	1.8	3	0	3	0	1	9	5.3
PRAIRIE VIEW	12/23/14	26	26	5-7	.714	1-3	.333	0-3	.000	0	4	4	2.0	1	0	1	0	0	11	5.9
at Texas Tech	12/29/14	20	20	1-7	.143	0-3	.000	1-2	.500	0	0	0	1.8	5	1	3	0	0	3	5.6
UTEP	1/2/15	*	30	6-10	.600	3-5	.600	5-5	1.000	0	4	4	2.0	3	3	6	0	1	20	6.8
UTSA	1/4/15	*	39	6-12	.500	0-4	.000	0-0	.000	0	3	3	2.1	1	2	5	0	0	12	7.2
Totals		2	243	33-82	.402	9-36	.250	19-29	.655	3	24	27	2.1	28	15	34	2	6	94	7.2

Games played: 13
Minutes/game: 18.7
Points/game: 7.2
FG Pct: 40.2
3FG Pct: 25.0
FT Pct: 65.5

Rebounds/game: 2.1
Assists/game: 1.2
Turnovers/game: 2.6
Assist/turnover ratio: 0.4
Steals/game: 0.5
Blocks/game: 0.2

5

TODD EAGLIN

Jr. ▶ G ▶ 5-10 ▶ 171
New Orleans ▶
(Tyler JC)



↳ CAREER HIGHS

Points: 6, UTEP -- 1/2/15; Delaware State -- 11/19/14
Rebounds: 4, UTSA -- 1/4/15; Nicholls State -- 11/17/14; Mississippi Valley -- 11/26/14
Assists: 5, UTSA -- 1/4/15
Steals: 3, Nicholls State -- 11/17/14
Blocks: 1, UTSA -- 1/4/15; Nicholls State -- 11/17/14
FG made: 2, UTEP -- 1/2/15; Delaware State -- 11/19/14
FG attempts: 5, UTSA -- 1/4/15; Delaware State -- 11/19/14
3FG made: 2, UTEP -- 1/2/15; Delaware State -- 11/19/14
3FG attempts: 4, Delaware State -- 11/19/14
FT made: 2, Nicholls State -- 11/17/14
FT attempts: 4, Nicholls State -- 11/17/14

↳ 2014-15 STATS

Opponent	Date	gs	min	Total		3-Pointers		Free throws		Rebounds				pf	a	t/o	blk	stl	pts	avg	
				fg-fga	pct	3fg-fga	pct	ft-fta	pct	off	def	tot	avg								
ARKANSAS-MONTICELLO	11/14/14		21	1-2	.500	0-0	.000	0-0	.000	0	3	3	3.0	1	2	3	0	1	2	2.0	
NICHOLLS STATE	11/17/14		26	1-2	.500	0-1	.000	2-4	.500	0	4	4	3.5	1	2	0	1	3	4	3.0	
DELAWARE STATE	11/19/14		29	2-5	.400	2-4	.500	0-0	.000	0	3	3	3.3	1	3	0	0	1	6	4.0	
IONA	11/23/14	*	19	1-3	.333	0-1	.000	0-0	.000	0	0	0	2.5	4	1	4	0	0	2	3.5	
MISSISSIPPI VALLEY	11/26/14		15	1-1	1.000	1-1	1.000	0-0	.000	0	4	4	2.8	1	1	1	0	0	3	3.4	
at Arkansas	11/28/14		4	1-1	1.000	0-0	.000	0-0	.000	0	0	0	2.3	0	0	0	0	0	2	3.2	
at Oklahoma State	12-03-14		17	1-1	1.000	1-1	1.000	0-0	.000	0	0	0	2.0	5	4	3	0	0	3	3.1	
at Stephen F. Austin	12/14/14		dnp	-	-	-	-	-	-	-	-	-	-	-	-	-	-	-	-	-	
LANGSTON	12/17/14		18	0-0	.000	0-0	.000	0-0	.000	0	0	0	1.8	1	1	2	0	0	0	2.8	
CREIGHTON	12/21/14		dnp	-	-	-	-	-	-	-	-	-	-	-	-	-	-	-	-	-	
PRAIRIE VIEW	12/23/14		7	0-1	.000	0-1	.000	0-0	.000	0	0	0	1.6	0	0	0	0	0	0	2.4	
at Texas Tech	12/29/14		dnp	-	-	-	-	-	-	-	-	-	-	-	-	-	-	-	-	-	
UTEP	1/2/15		8	2-3	.667	2-3	.667	0-0	.000	0	0	0	1.4	0	0	2	0	0	6	2.8	
UTSA	1/4/15	*	36	0-5	.000	0-3	.000	0-0	.000	0	4	4	1.6	3	5	3	1	1	0	2.5	
Totals			2	200	10-24	.417	6-15	.400	2-4	.500	0	18	18	1.6	17	19	18	2	6	28	2.5

Games played: 11
Minutes/game: 18.2
Points/game: 2.5
FG Pct: 41.7
3FG Pct: 40.0
FT Pct: 50.0

Rebounds/game: 1.6
Assists/game: 1.7
Turnovers/game: 1.6
Assist/turnover ratio: 1.1
Steals/game: 0.5
Blocks/game: 0.2

10

CHRIS CAMPBELL

Jr. ▶ G ▶ 6-3 ▶ 185
Houston ▶
(Jacksonville College)



↳ CAREER HIGHS

Rebounds: 2, at Stephen F. Austin -- 12/14/14
FG attempts: 1, at Stephen F. Austin -- 12/14/14

↳ 2014-15 SEASON

Opponent	Date	gs	min	Total		3-Pointers		Free throws		Rebounds				pf	a	t/o	blk	stl	pts	avg
				fg-fga	pct	3fg-fga	pct	ft-fa	pct	off	def	tot	avg							
ARKANSAS-MONTICELLO	11/14/14		dnp	-	-	-	-	-	-	-	-	-	-	-	-	-	-	-	-	-
NICHOLLS STATE	11/17/14		dnp	-	-	-	-	-	-	-	-	-	-	-	-	-	-	-	-	-
DELAWARE STATE	11/19/14		dnp	-	-	-	-	-	-	-	-	-	-	-	-	-	-	-	-	-
IONA	11/23/14		dnp	-	-	-	-	-	-	-	-	-	-	-	-	-	-	-	-	-
MISSISSIPPI VALLEY	11/26/14		dnp	-	-	-	-	-	-	-	-	-	-	-	-	-	-	-	-	-
at Oklahoma State	12-03-14		dnp	-	-	-	-	-	-	-	-	-	-	-	-	-	-	-	-	-
at Stephen F. Austin	12/14/14		5	0-1	.000	0-0	.000	0-0	.000	1	1	2	2.0	2	0	0	0	0	0	0.0
LANGSTON	12/17/14		dnp	-	-	-	-	-	-	-	-	-	-	-	-	-	-	-	-	-
CREIGHTON	12/21/14		dnp	-	-	-	-	-	-	-	-	-	-	-	-	-	-	-	-	-
PRAIRIE VIEW	12/23/14		dnp	-	-	-	-	-	-	-	-	-	-	-	-	-	-	-	-	-
at Texas Tech	12/29/14		dnp	-	-	-	-	-	-	-	-	-	-	-	-	-	-	-	-	-
UTEP	1/2/15		dnp	-	-	-	-	-	-	-	-	-	-	-	-	-	-	-	-	-
UTSA	1/4/15		dnp	-	-	-	-	-	-	-	-	-	-	-	-	-	-	-	-	-
Totals			0	5	0-1	.000	0-0	.000	0-0	.000	1	1	2	2.0	2	0	0	0	0	0.0

Games played: 1
Minutes/game: 5.0
FG Pct: 0.0

Rebounds/game: 2.0

11

JEREMY COMBS

Fr. ▶ F ▶ 6-7 ▶ 182
Dallas ▶
(Carter HS)



↳ CAREER HIGHS

Points: 25 [t-9th], Langston -- 12/17/14
Rebounds: 11, at Stephen F. Austin -- 12/14/14
Assists: 1, UTEP -- 1/2/15; Delaware State -- 11/19/14; at Texas Tech -- 12/29/14
Steals: 3, at Texas Tech -- 12/29/14
Blocks: 3, UTEP -- 1/2/15; Mississippi Valley -- 11/26/14
FG made: 11 [t-2nd], Langston -- 12/17/14
FG attempts: 15, Langston -- 12/17/14
FT made: 4, Creighton -- 12/21/14
FT attempts: 8, at Arkansas -- 11/28/14

↳ 2014-15 STATS

Opponent	Date	gs	min	Total		3-Pointers		Free throws		Rebounds				pf	a	t/o	blk	stl	pts	avg	
				fg-fga	pct	3fg-fga	pct	ft-fa	pct	off	def	tot	avg								
ARKANSAS-MONTICELLO	11/14/14	*	27	7-9	.778	0-0	.000	3-5	.600	2	7	9	9.0	2	0	3	2	0	17	17.0	
NICHOLLS STATE	11/17/14	*	13	2-4	.500	0-0	.000	1-1	1.000	0	3	3	6.0	4	0	3	0	1	5	11.0	
DELAWARE STATE	11/19/14	*	20	1-3	.333	0-0	.000	0-1	.000	0	5	5	5.7	2	1	2	0	0	2	8.0	
IONA	11/23/14		24	3-5	.600	0-0	.000	2-2	1.000	1	5	6	5.8	3	0	1	1	1	8	8.0	
MISSISSIPPI VALLEY	11/26/14		26	2-6	.333	0-0	.000	1-6	.167	3	4	7	6.0	2	0	0	3	0	5	7.4	
at Arkansas	11/28/14		18	3-4	.750	0-0	.000	3-8	.375	4	3	7	6.2	5	0	0	1	1	9	7.7	
at Oklahoma State	12-03-14		26	6-8	.750	0-0	.000	3-5	.600	2	3	5	6.0	3	0	1	0	2	15	8.7	
at Stephen F. Austin	12/14/14		30	2-4	.500	0-0	.000	3-6	.500	3	8	11	6.6	5	0	1	1	0	7	8.5	
LANGSTON	12/17/14	*	23	11-15	.733	0-0	.000	3-5	.600	2	2	4	6.3	3	0	1	1	1	25	10.3	
CREIGHTON	12/21/14	*	27	1-6	.167	0-0	.000	4-6	.667	2	6	8	6.5	3	0	2	0	1	6	9.9	
PRAIRIE VIEW	12/23/14	*	22	2-5	.400	0-0	.000	2-4	.500	1	2	3	6.2	3	0	0	0	1	6	9.5	
at Texas Tech	12/29/14	*	20	2-4	.500	0-0	.000	1-4	.250	4	3	7	6.3	4	1	4	1	3	5	9.2	
UTEP	1/2/15	*	24	3-4	.750	0-0	.000	0-2	.000	1	2	3	6.0	3	1	2	3	1	6	8.9	
UTSA	1/4/15	*	18	2-3	.667	0-0	.000	2-4	.500	2	2	4	5.9	3	0	1	0	0	6	8.7	
Totals			9	318	47-80	.588	0-0	.000	28-59	.475	27	55	82	5.9	45	3	21	13	12	122	8.7

Games played: 14
Minutes/game: 22.7
Points/game: 8.7
FG Pct: 58.8
FT Pct: 47.5

Rebounds/game: 5.9
Assists/game: 0.2
Turnovers/game: 1.5
Assist/turnover ratio: 0.1
Steals/game: 0.9
Blocks/game: 0.9

20

MUHAMMED AHMED

Jr. ▶ F ▶ 6-7 ▶ 215
Bronx, N.Y. ▶
(Gillette CC)



↳ CAREER HIGHS

Points: 15, Mississippi Valley -- 11/26/14
Rebounds: 10, Nicholls State -- 11/17/14
Assists: 1, UTSA -- 1/4/15
Steals: 1, 6 times
Blocks: 4 [t-8th], UTSA -- 1/4/15
FG made: 7, Mississippi Valley -- 11/26/14
FG attempts: 11, Mississippi Valley -- 11/26/14
3FG made: 1, UTSA -- 1/4/15; at Arkansas -- 11/28/14
3FG attempts: 2, UTSA -- 1/4/15; Arkansas-Monticello -- 11/14/14
FT made: 5, UTSA -- 1/4/15
FT attempts: 6, UTSA -- 1/4/15

↳ 2014-15 STATS

Opponent	Date	gs	min	Total		3-Pointers		Free throws		Rebounds				pf	a	t/o	blk	stl	pts	avg
				fg-fga	pct	3fg-fga	pct	ft-fta	pct	off	def	tot	avg							
ARKANSAS-MONTICELLO	11/14/14	17	5-8	.625	0-2	.000	0-2	.000	1	6	7	7.0	0	0	0	1	1	10	10.0	
NICHOLLS STATE	11/17/14	22	1-7	.143	0-0	.000	4-5	.800	5	5	10	8.5	1	0	1	2	0	6	8.0	
DELAWARE STATE	11/19/14	8	0-3	.000	0-1	.000	0-0	.000	0	1	1	6.0	0	0	2	0	0	0	5.3	
IONA	11/23/14	1	0-0	.000	0-0	.000	0-0	.000	0	0	0	4.5	0	0	0	0	0	0	4.0	
MISSISSIPPI VALLEY	11/26/14	20	7-11	.636	0-0	.000	1-2	.500	3	6	9	5.4	0	0	2	1	1	15	6.2	
at Arkansas	11/28/14	14	5-7	.714	1-1	1.000	1-4	.250	4	3	7	5.7	1	0	0	1	0	12	7.2	
at Oklahoma State	12-03-14	15	1-5	.200	0-1	.000	3-4	.750	0	2	2	5.1	2	0	0	0	1	5	6.9	
at Stephen F. Austin	12/14/14	7	0-2	.000	0-0	.000	0-0	.000	0	2	2	4.8	0	0	0	1	0	0	6.0	
LANGSTON	12/17/14	10	1-2	.500	0-0	.000	1-2	.500	1	1	2	4.4	1	0	0	0	0	3	5.7	
CREIGHTON	12/21/14	2	0-0	.000	0-0	.000	0-0	.000	0	0	0	4.0	0	0	1	0	0	0	5.1	
PRAIRIE VIEW	12/23/14	15	3-4	.750	0-0	.000	1-3	.333	1	3	4	4.0	2	0	1	0	1	7	5.3	
at Texas Tech	12/29/14	6	1-1	1.000	0-0	.000	0-0	.000	0	0	0	3.7	0	0	1	0	0	2	5.0	
UTEP	1/2/15	15	1-3	.333	0-1	.000	2-4	.500	2	2	4	3.7	1	0	0	1	1	4	4.9	
UTSA	1/4/15	20	4-6	.667	1-2	.500	5-6	.833	1	1	2	3.6	3	1	0	4	1	14	5.6	
Totals		0	172	29-59	.492	2-8	.250	18-32	.563	18	32	50	3.6	11	1	8	11	6	78	5.6

Games played: 14
Minutes/game: 12.3
Points/game: 5.6
FG Pct: 49.2
3FG Pct: 25.0
FT Pct: 56.3

Rebounds/game: 3.6
Assists/game: 0.1
Turnovers/game: 0.6
Assist/turnover ratio: 0.1
Steals/game: 0.4
Blocks/game: 0.8

21

**T.J.
TAYLOR**

Sr. ▶ G ▶ 6-3 ▶ 215
Denison, Texas ▶
(Marquette)



↳ CAREER HIGHS

Points: 24, vs Idaho -- 11/22/13
Rebounds: 8, Tulsa -- 3/6/13
Assists: 5, Creighton -- 12/21/14; Prairie View -- 12/23/14
Steals: 3, at Texas Tech -- 12/29/14
Blocks: 2, Mississippi Valley -- 11/26/14
FG made: 9 [t-8th], vs Idaho -- 11/22/13
FG attempts: 14, at Portland -- 11/23/13
3FG made: 4 [t-6th], at Arkansas -- 11/28/14
3FG attempts: 7, at Arkansas -- 11/28/14
FT made: 9, Tulane -- 1/11/14
FT attempts: 12 [t-7th], Tulane -- 1/11/14

↳ 2014-15 STATS

Opponent	Date	gs	min	Total		3-Pointers		Free throws		Rebounds				pf	a	t/o	blk	stl	pts	avg	
				fg-fga	pct	3fg-fga	pct	ft-fta	pct	off	def	tot	avg								
ARKANSAS-MONTICELLO	11/14/14		dnp	-	-	-	-	-	-	-	-	-	-	-	-	-	-	-	-	-	
NICHOLLS STATE	11/17/14		25	4-8	.500	1-2	.500	5-6	.833	3	4	7	7.0	1	1	1	0	1	14	14.0	
DELAWARE STATE	11/19/14		20	3-8	.375	0-3	.000	1-2	.500	1	4	5	6.0	1	2	2	0	1	7	10.5	
IONA	11/23/14		24	4-8	.500	0-2	.000	1-1	1.000	0	1	1	4.3	1	1	1	0	0	9	10.0	
MISSISSIPPI VALLEY	11/26/14	*	26	3-5	.600	1-3	.333	0-0	.000	0	2	2	3.8	1	4	3	2	2	7	9.3	
at Arkansas	11/28/14	*	36	6-9	.667	4-7	.571	0-1	.000	1	5	6	4.2	1	4	3	0	0	16	10.6	
at Oklahoma State	12-03-14	*	23	2-4	.500	1-3	.333	0-0	.000	1	3	4	4.2	1	0	4	0	0	5	9.7	
at Stephen F. Austin	12/14/14		dnp	-	-	-	-	-	-	-	-	-	-	-	-	-	-	-	-	-	
LANGSTON	12/17/14	*	23	1-4	.250	1-2	.500	4-5	.800	0	3	3	4.0	1	4	2	0	0	7	9.3	
CREIGHTON	12/21/14	*	36	0-5	.000	0-1	.000	7-8	.875	1	5	6	4.3	1	5	3	1	2	7	9.0	
PRAIRIE VIEW	12/23/14	*	35	3-9	.333	1-4	.250	2-2	1.000	1	2	3	4.1	1	5	2	0	1	9	9.0	
at Texas Tech	12/29/14	*	28	1-5	.200	0-2	.000	0-0	.000	2	1	3	4.0	1	1	1	0	3	2	8.3	
UTEP	1/2/15		17	1-3	.333	1-2	.500	0-0	.000	0	3	3	3.9	1	1	2	0	0	3	7.8	
UTSA	1/4/15		dnp	-	-	-	-	-	-	-	-	-	-	-	-	-	-	-	-	-	
Totals			7	293	28-68	.412	10-31	.323	20-25	.800	10	33	43	3.9	11	28	24	3	10	86	7.8

Games played: 11
Minutes/game: 26.6
Points/game: 7.8
FG Pct: 41.2
3FG Pct: 32.3
FT Pct: 80.0

Rebounds/game: 3.9
Assists/game: 2.5
Turnovers/game: 2.2
Assist/turnover ratio: 1.2
Steals/game: 0.9
Blocks/game: 0.3

↳ CAREER STATS

Season	gp-gs	min/avg	Total		3-Point		F-Throws		Rebounds				Scoring							
			fg-fga	pct	fg-fga	pct	ft-fta	pct	off	def	tot	avg	pf	fo	ast	to	blk	stl	pts	avg
2013-14	30-2	569/19.0	76-170	.447	17-57	.298	40-66	.606	28	59	87	2.9	48	0	38	46	6	19	209	7.0
2014-15	11-7	293/26.6	28-68	.412	10-31	.323	20-25	.800	10	33	43	3.9	11	0	28	24	3	10	86	7.8
TOTAL	41-9	862/21.0	104-238	.437	27-88	.307	60-91	.659	38	92	130	3.2	59	0	66	70	9	29	295	7.2

23

JORDAN WILLIAMS

Sr. ▶ G ▶ 6-6 ▶ 202
Dallas ▶
(Kimball HS)



↳ CAREER HIGHS

Points: 31 [t-2nd], Louisiana-Lafayette -- 1/31/13
Rebounds: 14 [9th], vs RICE -- 03/11/14
Assists: 9 [t-2nd], Arkansas-Monticello -- 11/14/14
Steals: 4 [t-5th], Mississippi Valley -- 11/26/14; Mississippi St. -- 11/27/11
Blocks: 3, Cameron -- 11/16/12; ULM -- 11/16/12
FG made: 12 [1st], Louisiana-Lafayette -- 1/31/13
FG attempts: 19 [t-2nd], Western Kentucky -- 2/7/13
3FG made: 7 [1st], Troy -- 2/6/13
3FG attempts: 9 [t-3rd], Troy -- 2/16/13
FT made: 11 [t-4th], Nicholls State -- 11/17/14
FT attempts: 12 [t-7th], at MARSHALL -- 01/16/13; Nicholls State -- 11/17/14

↳ 2014-15 STATS

Opponent	Date	gs	min	Total		3-Pointers		Free throws		Rebounds				pf	a	t/o	blk	stl	pts	avg	
				fg-fga	pct	3fg-fga	pct	ft-fga	pct	off	def	tot	avg								
ARKANSAS-MONTICELLO	11/14/14	*	31	4-11	.364	2-3	.667	2-2	1.000	1	3	4	4.0	2	9	1	0	2	12	12.0	
NICHOLLS STATE	11/17/14	*	38	5-17	.294	0-5	.000	11-12	.917	2	8	10	7.0	1	2	7	0	2	21	16.5	
DELAWARE STATE	11/19/14	*	31	6-13	.462	2-7	.286	3-4	.750	0	3	3	5.7	1	3	4	0	2	17	16.7	
IONA	11/23/14	*	27	5-11	.455	1-5	.200	0-0	.000	1	1	2	4.8	3	1	3	2	0	11	15.3	
MISSISSIPPI VALLEY	11/26/14	*	34	2-6	.333	0-4	.000	3-4	.750	1	4	5	4.8	2	3	4	0	4	7	13.6	
at Arkansas	11/28/14	*	31	5-15	.333	3-6	.500	2-2	1.000	0	2	2	4.3	2	2	3	2	1	15	13.8	
at Oklahoma State	12-03-14	*	32	3-9	.333	2-3	.667	3-4	.750	0	0	0	3.7	1	0	1	0	1	11	13.4	
at Stephen F. Austin	12/14/14	*	40	4-10	.400	2-6	.333	5-6	.833	1	4	5	3.9	3	1	4	1	2	15	13.6	
LANGSTON	12/17/14	*	34	8-14	.571	2-4	.500	2-6	.333	3	8	11	4.7	0	2	0	2	3	20	14.3	
CREIGHTON	12/21/14	*	36	5-11	.455	1-2	.500	2-4	.500	2	5	7	4.9	2	3	2	0	2	13	14.2	
PRAIRIE VIEW	12/23/14	*	31	6-16	.375	1-6	.167	2-4	.500	3	4	7	5.1	2	4	5	0	1	15	14.3	
at Texas Tech	12/29/14	*	36	7-17	.412	1-7	.143	5-6	.833	3	3	6	5.2	3	0	0	1	0	20	14.8	
UTEP	1/2/15	*	40	5-14	.357	1-6	.167	3-6	.500	1	4	5	5.2	4	3	4	0	1	14	14.7	
UTSA	1/4/15	*	40	6-13	.462	2-7	.286	3-4	.750	3	3	6	5.2	4	0	2	0	0	17	14.9	
Totals			14	481	71-177	.401	20-71	.282	46-64	.719	21	52	73	5.2	30	33	40	8	21	208	14.9

Games played: 14
Minutes/game: 34.4
Points/game: 14.9
FG Pct: 40.1
3FG Pct: 28.2
FT Pct: 71.9

Rebounds/game: 5.2
Assists/game: 2.4
Turnovers/game: 2.9
Assist/turnover ratio: 0.8
Steals/game: 1.5
Blocks/game: 0.6

↳ CAREER STATS

Season	gp-gs	min/avg	Total		3-Point		F-Throws		Rebounds				Scoring							
			fg-fga	pct	fg-fga	pct	ft-fga	pct	off	def	tot	avg	pf	fo	ast	to	blk	stl	pts	avg
2011-12	19-13	480/25.3	71-173	.410	23-84	.274	42-54	.778	36	40	76	4.0	39	0	25	41	9	21	207	10.9
2012-13	32-28	1014/31.7	153-368	.416	46-135	.341	101-138	.732	50	69	119	3.7	72	2	23	69	18	23	453	14.2
2013-14	32-23	833/26.0	127-316	.402	33-109	.303	98-128	.766	56	146	202	6.3	70	0	14	60	15	26	385	12.0
2014-15	14-14	481/34.4	71-177	.401	20-71	.282	46-64	.719	21	52	73	5.2	30	0	33	40	8	21	208	14.9
TOTAL	97-78	2808/28.9	422-1034	.408	122-399	.306	287-384	.747	163	307	470	4.8	211	2	95	210	50	91	1253	12.9

25

ARMANI FLANNIGAN

Sr. ▶ F ▶ 6-8 ▶ 200
Rockford, Ill. ▶
(Central Wyoming St.)



↳ CAREER HIGHS

Points: 10, Delaware State -- 11/19/14
Rebounds: 8, Iona -- 11/23/14
Assists: 1, 4 times
Steals: 3, Delaware State -- 11/19/14; at Texas Tech -- 12/29/14
Blocks: 3, at FIU -- 02/20/14; vs Columbia -- 11/21/13
FG made: 3, 5 times
FG attempts: 7, Mississippi Valley -- 11/26/14
3FG attempts: 1, at UTSA -- 2/27/14
FT made: 4, Delaware State -- 11/19/14
FT attempts: 7, Northwood -- 11/8/13

↳ 2014-15 STATS

Opponent	Date	gs	min	Total		3-Pointers		Free throws		Rebounds				pf	a	t/o	blk	stl	pts	avg
				fg-fga	pct	3fg-fga	pct	ft-fa	pct	off	def	tot	avg							
ARKANSAS-MONTICELLO	11/14/14		16	3-3	1.000	0-0	.000	0-2	.000	0	3	3	3.0	0	0	0	1	0	6	6.0
NICHOLLS STATE	11/17/14		25	3-4	.750	0-0	.000	3-6	.500	3	3	6	4.5	3	0	0	0	2	9	7.5
DELAWARE STATE	11/19/14		22	3-4	.750	0-0	.000	4-4	1.000	1	1	2	3.7	2	0	0	0	3	10	8.3
IONA	11/23/14	*	24	3-6	.500	0-0	.000	3-5	.600	4	4	8	4.8	2	0	0	1	0	9	8.5
MISSISSIPPI VALLEY	11/26/14	*	12	2-7	.286	0-0	.000	3-6	.500	1	3	4	4.6	3	0	1	1	0	7	8.2
at Arkansas	11/28/14	*	18	0-4	.000	0-0	.000	1-2	.500	1	1	2	4.2	2	0	0	0	0	1	7.0
at Oklahoma State	12-03-14	*	9	1-5	.200	0-0	.000	0-0	.000	1	0	1	3.7	0	0	0	0	0	2	6.3
at Stephen F. Austin	12/14/14	*	7	0-1	.000	0-0	.000	1-2	.500	0	1	1	3.4	1	0	0	1	0	1	5.6
LANGSTON	12/17/14		13	1-1	1.000	0-0	.000	0-0	.000	1	1	2	3.2	3	0	2	1	1	2	5.2
CREIGHTON	12/21/14		14	1-2	.500	0-0	.000	1-1	1.000	1	2	3	3.2	0	0	1	1	0	3	5.0
PRAIRIE VIEW	12/23/14		15	2-2	1.000	0-0	.000	0-0	.000	0	2	2	3.1	0	0	3	1	1	4	4.9
at Texas Tech	12/29/14		21	2-5	.400	0-0	.000	0-3	.000	1	1	2	3.0	0	0	2	2	3	4	4.8
UTEP	1/2/15		11	2-4	.500	0-0	.000	1-2	.500	2	0	2	2.9	0	0	0	0	1	5	4.8
UTSA	1/4/15		10	1-3	.333	0-0	.000	0-0	.000	0	1	1	2.8	0	0	2	0	0	2	4.6
Totals		5	217	24-51	.471	0-0	.000	17-33	.515	16	23	39	2.8	16	0	11	9	11	65	4.6

Games played: 14
Minutes/game: 15.5
Points/game: 4.6
FG Pct: 47.1
FT Pct: 51.5

Rebounds/game: 2.8
Turnovers/game: 0.8
Steals/game: 0.8
Blocks/game: 0.6

↳ CAREER STATS

Season	gp-gs	min/avg	Total		3-Point		F-Throws		Rebounds				Scoring							
			fg-fga	pct	fg-fga	pct	ft-fa	pct	off	def	tot	avg	pf	fo	ast	to	blk	stl	pts	avg
2013-14	31-11	311/10.0	31-56	.554	0-1	.000	12-42	.286	23	41	64	2.1	31	0	4	17	30	7	74	2.4
2014-15	14-5	217/15.5	24-51	.471	0-0	.000	17-33	.515	16	23	39	2.8	16	0	0	11	9	11	65	4.6
TOTAL	45-16	528/11.7	55-107	.514	0-1	.000	29-75	.387	39	64	103	2.3	47	0	4	28	39	18	139	3.1

33

**COLIN
VOSS**

Sr. ▶ F ▶ 6-7 ▶ 240
Grand Rapids, MI ▶
(Northern Oklahoma)



↳ CAREER HIGHS

Points: 18, Wayland Baptist -- 12/21/13
Rebounds: 12, Southeastern La. -- 11/30/13
Assists: 4, Langston -- 12/17/14
Steals: 3, vs TULANE -- 03/12/14; at Texas A&M -- 12/31/13
Blocks: 2, 4 times
FG made: 9 [t-8th], Wayland Baptist -- 12/21/13
FG attempts: 14, Wayland Baptist -- 12/21/13
3FG attempts: 1, at Charlotte -- 01/18/14; at Stephen F. Austin -- 12/14/14
FT made: 7, Central Arkansas -- 12/17/13
FT attempts: 10, Central Arkansas -- 12/17/13

↳ 2014-15 STATS

Opponent	Date	gs	min	Total		3-Pointers		Free throws		Rebounds				pf	a	t/o	blk	stl	pts	avg	
				fg-fga	pct	3fg-fga	pct	ft-fta	pct	off	def	tot	avg								
ARKANSAS-MONTICELLO	11/14/14	*	21	4-8	.500	0-0	.000	3-4	.750	2	7	9	9.0	0	1	1	0	0	11	11.0	
NICHOLLS STATE	11/17/14	*	20	0-2	.000	0-0	.000	0-0	.000	1	2	3	6.0	3	0	3	0	0	0	5.5	
DELAWARE STATE	11/19/14	*	30	2-7	.286	0-0	.000	2-3	.667	3	5	8	6.7	3	1	0	1	1	6	5.7	
IONA	11/23/14	*	25	3-5	.600	0-0	.000	2-2	1.000	1	4	5	6.3	1	1	0	0	1	8	6.3	
MISSISSIPPI VALLEY	11/26/14	*	20	4-6	.667	0-0	.000	2-2	1.000	1	7	8	6.6	1	1	3	1	0	10	7.0	
at Arkansas	11/28/14	*	30	2-8	.250	0-0	.000	0-0	.000	1	3	4	6.2	4	2	0	0	0	4	6.5	
at Oklahoma State	12-03-14	*	29	3-8	.375	0-0	.000	2-2	1.000	0	5	5	6.0	4	1	1	1	2	8	6.7	
at Stephen F. Austin	12/14/14	*	36	1-4	.250	0-1	.000	0-0	.000	0	5	5	5.9	4	1	5	0	0	2	6.1	
LANGSTON	12/17/14	*	33	4-9	.444	0-0	.000	2-4	.500	1	9	10	6.3	4	4	2	0	1	10	6.6	
CREIGHTON	12/21/14	*	37	6-9	.667	0-0	.000	4-4	1.000	2	6	8	6.5	1	0	1	0	1	16	7.5	
PRAIRIE VIEW	12/23/14	*	27	2-3	.667	0-0	.000	3-4	.750	3	3	6	6.5	4	2	3	0	0	7	7.5	
at Texas Tech	12/29/14	*	32	2-5	.400	0-0	.000	0-1	.000	2	5	7	6.5	5	2	4	0	1	4	7.2	
UTEP	1/2/15	*	30	4-4	1.000	0-0	.000	3-3	1.000	1	6	7	6.5	5	2	0	1	1	11	7.5	
UTSA	1/4/15	*	32	5-9	.556	0-0	.000	0-0	.000	1	2	3	6.3	4	1	2	1	1	10	7.6	
Totals			14	402	42-87	.483	0-1	.000	23-29	.793	19	69	88	6.3	43	19	25	5	9	107	7.6

Games played: 14
Minutes/game: 28.7
Points/game: 7.6
FG Pct: 48.3
3FG Pct: 0.0
FT Pct: 79.3

Rebounds/game: 6.3
Assists/game: 1.4
Turnovers/game: 1.8
Assist/turnover ratio: 0.8
Steals/game: 0.6
Blocks/game: 0.4

↳ CAREER STATS

Season	gp-gs	min/avg	Total		3-Point		F-Throws		Rebounds				Scoring							
			fg-fga	pct	fg-fga	pct	ft-fta	pct	off	def	tot	avg	pf	fo	ast	to	blk	stl	pts	avg
2013-14	32-29	817/25.5	92-197	.467	0-2	.000	48-72	.667	64	122	186	5.8	75	3	19	45	16	18	232	7.3
2014-15	14-14	402/28.7	42-87	.483	0-1	.000	23-29	.793	19	69	88	6.3	43	2	19	25	5	9	107	7.6
TOTAL	46-43	1219/26.5	134-284	.472	0-3	.000	71-101	.703	83	191	274	6.0	118	5	38	70	21	27	339	7.4

42

JACOB GROSS

R-Fr. ▶ G ▶ 6-4 ▶ 180
Sachse, TX ▶
(Sachse HS)



↳ CAREER HIGHS

Points: 3, at Oklahoma State -- 12-03-14
FG made: 1, at Oklahoma State -- 12-03-14
FG attempts: 1, at Oklahoma State -- 12-03-14
3FG made: 1, at Oklahoma State -- 12-03-14
3FG attempts: 1, at Oklahoma State -- 12-03-14

↳ 2014-15 STATS

Opponent	Date	gs	min	Total		3-Pointers		Free throws		Rebounds				pf	a	t/o	blk	stl	pts	avg
				fg-fga	pct	3fg-fga	pct	ft-fta	pct	off	def	tot	avg							
ARKANSAS-MONTICELLO	11/14/14		dnp	-	-	-	-	-	-	-	-	-	-	-	-	-	-	-	-	-
NICHOLLS STATE	11/17/14		dnp	-	-	-	-	-	-	-	-	-	-	-	-	-	-	-	-	-
DELAWARE STATE	11/19/14		dnp	-	-	-	-	-	-	-	-	-	-	-	-	-	-	-	-	-
IONA	11/23/14		dnp	-	-	-	-	-	-	-	-	-	-	-	-	-	-	-	-	-
MISSISSIPPI VALLEY	11/26/14		dnp	-	-	-	-	-	-	-	-	-	-	-	-	-	-	-	-	-
at Oklahoma State	12-03-14	2		1-1	1.000	1-1	1.000	0-0	.000	0	0	0	0.0	0	0	0	0	0	3	3.0
at Stephen F. Austin	12/14/14	0		0-0	.000	0-0	.000	0-0	.000	0	0	0	0.0	0	0	0	0	0	0	1.5
LANGSTON	12/17/14		dnp	-	-	-	-	-	-	-	-	-	-	-	-	-	-	-	-	-
CREIGHTON	12/21/14		dnp	-	-	-	-	-	-	-	-	-	-	-	-	-	-	-	-	-
PRAIRIE VIEW	12/23/14		dnp	-	-	-	-	-	-	-	-	-	-	-	-	-	-	-	-	-
at Texas Tech	12/29/14		dnp	-	-	-	-	-	-	-	-	-	-	-	-	-	-	-	-	-
UTEP	1/2/15		dnp	-	-	-	-	-	-	-	-	-	-	-	-	-	-	-	-	-
UTSA	1/4/15		dnp	-	-	-	-	-	-	-	-	-	-	-	-	-	-	-	-	-
Totals		0	2	1-1	1.000	1-1	1.000	0-0	.000	0	0	0	0.0	0	0	0	0	0	3	1.5

Games played: 2
Minutes/game: 1.0
Points/game: 1.5
FG Pct: 100.0
3FG Pct: 100.0

2014-15 SEASON STATS TEAM/INDIVIDUAL

RECORD:	OVERALL	HOME	AWAY	NEUTRAL
ALL GAMES	6-8	6-4	0-4	0-0
CONFERENCE	0-2	0-2	0-0	0-0
NON-CONFERENCE	6-6	6-2	0-4	0-0

#	Player	gp-gs	min	avg	Total		3-Point		F-Throw		Rebounds				pf	dq	a	to	blk	stl	pts	avg
					fg-fga	fg%	3fg-fga	3fg%	ft-fga	ft%	off	def	tot	avg								
23	WILLIAMS, Jordan	14-14	481	34.4	71-177	.401	20-71	.282	46-64	.719	21	52	73	5.2	30	0	33	40	8	21	208	14.9
11	COMBS, Jeremy	14-9	318	22.7	47-80	.588	0-0	.000	28-59	.475	27	55	82	5.9	45	2	3	21	13	12	122	8.7
21	TAYLOR, T.J.	11-7	293	26.6	28-68	.412	10-31	.323	20-25	.800	10	33	43	3.9	11	0	28	24	3	10	86	7.8
33	VOSS, Colin	14-14	402	28.7	42-87	.483	0-1	.000	23-29	.793	19	69	88	6.3	43	2	19	25	5	9	107	7.6
03	HARRIS, DeAndre	13-2	243	18.7	33-82	.402	9-36	.250	19-29	.655	3	24	27	2.1	28	1	15	34	2	6	94	7.2
01	ANIEFIOK, Maurice	11-11	296	26.9	27-70	.386	16-41	.390	6-7	.857	2	26	28	2.5	22	0	21	22	0	14	76	6.9
20	AHMED, Muhammed	14-0	172	12.3	29-59	.492	2-8	.250	18-32	.563	18	32	50	3.6	11	0	1	8	11	6	78	5.6
25	FLANNIGAN, Armani	14-5	217	15.5	24-51	.471	0-0	.000	17-33	.515	16	23	39	2.8	16	0	0	11	9	11	65	4.6
02	WHITE-PITTMAN, Gre	12-5	141	11.8	9-32	.281	0-10	.000	18-28	.643	2	5	7	0.6	22	0	5	15	0	2	36	3.0
05	EAGLIN, Todd	11-2	200	18.2	10-24	.417	6-15	.400	2-4	.500	0	18	18	1.6	17	1	19	18	2	6	28	2.5
42	GROSS, Jacob	2-0	2	1.0	1-1	1.000	1-1	1.000	0-0	.000	0	0	0	0.0	0	0	0	0	0	0	3	1.5
00	WARD, Carrington	4-1	30	7.5	2-4	.500	0-1	.000	1-2	.500	0	4	4	1.0	6	0	2	4	0	0	5	1.3
10	CAMPBELL, Chris	1-0	5	5.0	0-1	.000	0-0	.000	0-0	.000	1	1	2	2.0	2	0	0	0	0	0	0	0.0
Team											23	27	50				2					
Total.....		14	2800		323-736	.439	64-215	.298	198-312	.635	142	369	511	36.5	253	6	146	224	53	97	908	64.9
Opponents.....		14	2800		319-805	.396	108-338	.320	202-289	.699	168	327	495	35.4	261	-	163	198	44	109	948	67.7

TEAM STATISTICS	NT	OPP	Date	Opponent	Score	Att.
SCORING	908	948	11/14/14	ARKANSAS-MONTICELLO	w 84-62	1442
Points per game	64.9	67.7	11/17/14	NICHOLLS STATE	w 71-57	1367
Scoring margin	-2.9	-	11/19/14	DELAWARE STATE	w 62-55	1491
FIELD GOALS-ATT	323-736	319-805	11/23/14	IONA	L 58-78	2278
Field goal pct	.439	.396	11/26/14	MISSISSIPPI VALLEY	w 67-52	1418
3 POINT FG-ATT	64-215	108-338	11/28/14	at Arkansas	L 73-89	14885
3-point FG pct	.298	.320	12-03-14	at Oklahoma State	L 61-87	6086
3-pt FG made per game	4.6	7.7	12/14/14	at Stephen F. Austin	L 48-59	582
FREE THROWS-ATT	198-312	202-289	12/17/14	LANGSTON	w 78-65	2778
Free throw pct	.635	.699	12/21/14	CREIGHTON	w 62-58	4227
F-Throws made per game	14.1	14.4	12/23/14	PRAIRIE VIEW	L 67-70	2117
REBOUNDS	511	495	12/29/14	at Texas Tech	L 45-60	6033
Rebounds per game	36.5	35.4	* 1/2/15	UTEP	L 71-85	2785
Rebounding margin	+1.1	-	* 1/4/15	UTSA	L 61-71	1628
ASSISTS	146	163	* - Conference game			
Assists per game	10.4	11.6				
TURNOVERS	224	198				
Turnovers per game	16.0	14.1				
Turnover margin	-1.9	-				
Assist/turnover ratio	0.7	0.8				
STEALS	97	109				
Steals per game	6.9	7.8				
BLOCKS	53	44				
Blocks per game	3.8	3.1				
ATTENDANCE	21531	27586				
Home games-Avg/Game	10-2153	4-6896				
Neutral site-Avg/Game	-	0-0				

Score by Periods	1st	2nd	Totals
North Texas	449	459	908
Opponents	410	538	948

2014-15 CONFERENCE USA ONLY

RECORD:	OVERALL	HOME	AWAY	NEUTRAL
ALL GAMES	0-2	0-2	0-0	0-0
CONFERENCE	0-2	0-2	0-0	0-0
NON-CONFERENCE	0-0	0-0	0-0	0-0

##	Player	gp-gs	min	avg	Total		3-Point		F-Throw		Rebounds				pf	dq	a	to	blk	stl	pts	avg		
					fg-fga	fg%	3fg-fga	3fg%	ft-fa	ft%	off	def	tot	avg										
03	HARRIS, DeAndre	2-2	69	34.5	12-22	.545	3-9	.333	5-5	1.000	0	7	7	3.5	4	0	5	11	0	1	32	16.0		
23	WILLIAMS, Jordan	2-2	80	40.0	11-27	.407	3-13	.231	6-10	.600	4	7	11	5.5	8	0	3	6	0	1	31	15.5		
33	VOSS, Colin	2-2	62	31.0	9-13	.692	0-0	.000	3-3	1.000	2	8	10	5.0	9	1	3	2	2	2	21	10.5		
20	AHMED, Muhammed	2-0	35	17.5	5-9	.556	1-3	.333	7-10	.700	3	3	6	3.0	4	0	1	0	5	2	18	9.0		
11	COMBS, Jeremy	2-2	42	21.0	5-7	.714	0-0	.000	2-6	.333	3	4	7	3.5	6	0	1	3	3	1	12	6.0		
25	FLANNIGAN, Armani	2-0	21	10.5	3-7	.429	0-0	.000	1-2	.500	2	1	3	1.5	0	0	0	2	0	1	7	3.5		
21	TAYLOR, T.J.	1-0	17	17.0	1-3	.333	1-2	.500	0-0	.000	0	3	3	3.0	1	0	1	2	0	0	3	3.0		
05	EAGLIN, Todd	2-1	44	22.0	2-8	.250	2-6	.333	0-0	.000	0	4	4	2.0	3	0	5	5	1	1	6	3.0		
02	WHITE-PITTMAN, Gre	2-0	21	10.5	1-2	.500	0-1	.000	0-0	.000	1	0	1	0.5	4	0	0	2	0	0	2	1.0		
01	ANIEFIOK, Maurice	1-1	9	9.0	0-1	.000	0-1	.000	0-0	.000	0	1	1	1.0	1	0	0	0	0	0	0	0.0		
Team											2	4	6											
Total.....		2	400		49-99	.495	10-35	.286	24-36	.667	17	42	59	29.5	40	1	19	33	11	9	132	66.0		
Opponents.....		2	400		48-101	.475	18-46	.391	42-63	.667	24	37	61	30.5	33	-	25	24	7	20	156	78.0		

TEAM STATISTICS	NT	OPP	Date	Opponent	Score	Att.
SCORING	132	156	* 1/2/15	UTEP	L 71-85	2785
Points per game	66.0	78.0	* 1/4/15	UTSA	L 61-71	1628
Scoring margin	-12.0	-	* - Conference game			
FIELD GOALS-ATT	49-99	48-101				
Field goal pct	.495	.475				
3 POINT FG-ATT	10-35	18-46				
3-point FG pct	.286	.391				
3-pt FG made per game	5.0	9.0				
FREE THROWS-ATT	24-36	42-63				
Free throw pct	.667	.667				
F-Throws made per game	12.0	21.0				
REBOUNDS	59	61				
Rebounds per game	29.5	30.5				
Rebounding margin	-1.0	-				
ASSISTS	19	25				
Assists per game	9.5	12.5				
TURNOVERS	33	24				
Turnovers per game	16.5	12.0				
Turnover margin	-4.5	-				
Assist/turnover ratio	0.6	1.0				
STEALS	9	20				
Steals per game	4.5	10.0				
BLOCKS	11	7				
Blocks per game	5.5	3.5				
ATTENDANCE	4413	0				
Home games-Avg/Game	2-2206	0-0				
Neutral site-Avg/Game	-	0-0				


Score by Periods	1st	2nd	Totals
North Texas	65	67	132
Opponents	73	83	156

2013-14 GAME-BY-GAME


Opponent	1st	2nd	Score	Mar	Total FG	FG Pct	3-Pointers	3FG Pct	Free Throws	FT Pct	Rebounds	Assist	T/Over	Block	Steal	Fouls
ARKANSAS-MONTICELLO	42/30	42/32	84-62	+22	34-58/25-72	.586/.347	3-8/7-22	.375/.318	13-24/5-6	.542/.833	44/34 +10	16/11	17/14	4/0	9/10	13/22
NICHOLLS STATE	31/21	40/36	71-57	+14	18-53/21-63	.340/.333	1-11/5-25	.091/.200	34-44/10-18	.773/.556	56/34 +22	7/10	21/17	3/4	9/11	19/29
DELAWARE STATE	27/27	35/28	62-55	+7	22-54/21-51	.407/.412	6-21/8-21	.286/.381	12-18/5-11	.667/.455	36/32 +4	11/10	15/18	1/6	10/5	12/17
IONA	32/32	26/46	58-78	(20)	23-50/25-58	.460/.431	3-14/10-30	.214/.333	9-12/18-25	.750/.720	35/32 +3	7/15	16/10	4/2	2/9	21/13
MISSISSIPPI VALLEY	41/27	26/25	67-52	+15	26-56/17-65	.464/.262	5-16/7-22	.313/.318	10-20/11-15	.500/.733	49/35 +14	13/7	20/15	8/1	10/11	14/14
Arkansas	36/38	37/51	73-89	(16)	26-58/29-71	.448/.408	10-20/11-27	.500/.407	11-24/20-25	.458/.800	34/47 (13)	14/21	10/6	4/4	2/3	23/19
Oklahoma State	30/42	31/45	61-87	(26)	21-55/27-51	.382/.529	7-16/10-25	.438/.400	12-17/23-31	.706/.742	23/45 (22)	13/16	11/15	1/9	6/7	22/17
Stephen F. Austin	20/26	28/33	48-59	(11)	12-41/17-51	.293/.333	3-15/6-22	.200/.273	21-30/19-27	.700/.704	35/37 (2)	6/15	18/13	4/2	6/5	22/21
LANGSTON	34/23	44/42	78-65	+13	29-56/23-59	.518/.390	3-10/6-26	.300/.231	17-28/13-17	.607/.765	39/31 +8	13/7	13/15	6/0	7/6	18/23
CREIGHTON	35/18	27/40	62-58	+4	19-49/22-64	.388/.344	6-11/10-39	.545/.256	18-23/4-6	.783/.667	41/34 +7	10/8	17/14	2/3	8/6	11/18
PRAIRIE VIEW	34/27	33/43	67-70	(3)	26-55/25-55	.473/.455	5-20/8-18	.250/.444	10-20/12-20	.500/.600	30/37 (7)	11/9	17/18	1/2	7/8	16/21
Texas Tech	22/26	23/34	45-60	(15)	18-52/19-44	.346/.432	2-18/2-15	.111/.133	7-16/20-25	.438/.800	30/36 (6)	6/9	16/19	4/4	12/8	22/14
UTEP	33/44	38/41	71-85	(14)	25-47/27-53	.532/.509	7-18/9-24	.389/.375	14-22/22-34	.636/.647	29/28 +1	10/13	18/10	5/3	6/10	21/18
UTSA	32/29	29/42	61-71	(10)	24-52/21-48	.462/.438	3-17/9-22	.176/.409	10-14/20-29	.714/.690	30/33 (3)	9/12	15/14	6/4	3/10	19/15

Note: Game totals are displayed in the format TEAM/OPPONENT for each category

RADIO-TV CHART



0 Carrington Ward
6-2 • 180 • Jr. • G
Philadelphia



1 Maurice Aniefiok
6-5 • 212 • R-Jr. • G
Lagos, Nigeria



2 Greg White-Pittman
6-2 • 206 • Fr. • G
New Orleans




3 DeAndre Harris
6-3 • 180 • R-So. • G
Milwaukee, Wisc.



4 J-Mychal Reese
6-1 • 173 • Jr. • G
Bryan, Texas




5 Todd Eaglin
5-10 • 171 • Jr. • G
New Orleans



10 Chris Campbell
6-3 • 185 • Jr. • G
Houston



11 Jeremy Combs
6-7 • 182 • Fr. • F
Dallas



20 Muhammed Ahmed
6-7 • 215 • Jr. • F
Bronx, N.Y.



21 T.J. Taylor
6-3 • 215 • R-Sr. • G
Denison, Texas




23 Jordan Williams
6-6 • 202 • Sr. • G
Dallas



25 Armani Flannigan
6-8 • 200 • Sr. • F
Rockford, Ill.



33 Colin Voss
6-7 • 240 • R-Sr. • F
Grand Rapids, Mich.



HEAD COACH
Tony Benford



NORTH TEXAS BASKETBALL