

# NORTH TEXAS BASKETBALL

2015

**CUSA**

**Championships  
Guide**

**Jordan  
Williams**  
SENIOR GUARD

**UNT**  
UNIVERSITY  
OF NORTH TEXAS®

# NORTH TEXAS BASKETBALL

18 CONFERENCE CHAMPIONSHIPS • 1988, 2007, 2010 NCAA TOURNAMENT

Stephen Howard • Asst. Director Communications • Office: 940.369.8548 • Cell: 817.793.5199 • stephen.howard@unt.edu

## 2014-15 SCHEDULE

### NOVEMBER

|    |                           |         |
|----|---------------------------|---------|
| 14 | Arkansas-Monticello       | W 84-62 |
| 17 | Nicholls State            | W 71-57 |
| 19 | Delaware State            | W 62-55 |
| 23 | Iona                      | L 78-58 |
| 26 | Mississippi Valley St.    | W 67-52 |
| 28 | at Arkansas (SEC Network) | L 89-73 |

### DECEMBER

|    |                         |         |
|----|-------------------------|---------|
| 3  | at Oklahoma State (FSN) | L 87-61 |
| 14 | at Stephen F. Austin    | L 59-48 |
| 17 | Langston                | W 78-65 |
| 21 | Creighton (FSN)         | W 62-58 |
| 23 | Prairie View A&M        | L 70-67 |
| 29 | at Texas Tech (TTV)     | L 60-45 |

### JANUARY

|    |                   |            |
|----|-------------------|------------|
| 2  | UTEP * (ASN)      | L 85-71    |
| 4  | UTSA * (FSN)      | L 71-61    |
| 10 | at Rice * (ASN)   | W 66-63    |
| 15 | at Charlotte *    | L 73-57    |
| 17 | at Old Dominion * | L 61-50    |
| 22 | Louisiana Tech *  | W 73-66    |
| 24 | Southern Miss *   | L 75-71 OT |
| 31 | Rice * (ASN)      | W 75-65    |

### FEBRUARY

|    |                          |         |
|----|--------------------------|---------|
| 5  | at Western Kentucky *    | L 65-59 |
| 7  | at Marshall *            | L 80-73 |
| 12 | UAB *                    | W 67-64 |
| 14 | Middle Tennessee * (ASN) | W 57-56 |
| 19 | at Florida Atlantic *    | W 79-72 |
| 21 | at FIU *                 | W 70-56 |
| 26 | Charlotte *              | W 81-65 |
| 28 | Old Dominion * (ASN)     | L 70-57 |

### MARCH

|   |           |         |
|---|-----------|---------|
| 5 | at UTEP * | L 83-60 |
| 7 | at UTSA * | L 69-68 |

### CONFERENCE USA TOURNAMENT

|    |                           |           |
|----|---------------------------|-----------|
| 11 | No. 9 Rice % (ASN)        | 8:30 p.m. |
| 12 | No. 1 LA Tech % (ASN)     | 8:30 p.m. |
| 13 | Semifinals % (CBS Sports) | 5:30 p.m. |
| 14 | Finals % (FS1)            | 2:30 p.m. |

\* Conference USA league game  
% C-USA Tournament (Birmingham, Ala.)  
All times Central

## CONFERENCE USA TOURNAMENT - BIRMINGHAM, ALA.



Birmingham, Ala. • Legacy Arena

March 11-14, 2015

Radio: MGRN - 88.1 KNTU-FM, 95.3 KHYI-FM


Hank Dickenson (PxP)

TV: First Round & QF - ASN (AmericanSportsNet.com)

Semifinals - CBSN

Finals - Fox Sports 1

Opening Round Matchup: No. 9 Rice (11-19, 8-10 C-USA)



### MEAN GREEN SPOTLIGHT



**COLIN VOSS**

6-7 • 240  
Sr. • F  
Grand Rapids

Colin Voss has made 25 straight free throws, and is climbing the charts for the most assists by an NT forward in a single season. The senior has 56 dimes, which is tied for the 3rd most.

### NORTH TEXAS MEAN GREEN

| No. | Pos | Name               | Ht   | Wt  | Class | Hometown            | Last School          |
|-----|-----|--------------------|------|-----|-------|---------------------|----------------------|
| 0   | G   | Carrington Ward    | 6-2  | 180 | Jr.   | Philadelphia        | San Jacinto College  |
| 1   | G   | Maurice Aniefiok   | 6-5  | 212 | Jr.   | Lagos, Nigeria      | 'Ole Miss            |
| 2   | G   | Greg White-Pittman | 6-2  | 206 | Fr.   | New Orleans         | Holy Cross HS        |
| 3   | G   | DeAndre Harris     | 6-3  | 193 | So.   | Milwaukee, Wisc.    | Tyler JC             |
| 4   | G   | J-Mychal Reese     | 6-1  | 180 | Jr.   | Bryan, Texas        | Texas A&M            |
| 5   | G   | Todd Eaglin        | 5-10 | 175 | Jr.   | New Orleans         | Tyler JC             |
| 10  | G   | Chris Campbell     | 6-3  | 185 | Jr.   | Houston             | Jacksonville College |
| 11  | F   | Jeremy Combs       | 6-7  | 195 | Fr.   | Dallas              | Carter HS            |
| 20  | F   | Muhammed Ahmed     | 6-7  | 215 | Jr.   | Bronx, N.Y.         | Gillette College     |
| 21  | G   | T.J. Taylor        | 6-3  | 215 | Sr.   | Denison, Texas      | Marquette            |
| 23  | G   | Jordan Williams    | 6-6  | 205 | Sr.   | Dallas              | Kimball HS           |
| 25  | F   | Armani Flannigan   | 6-8  | 205 | Sr.   | Rockford, Ill.      | Central Wyoming      |
| 33  | F   | Colin Voss         | 6-7  | 240 | Sr.   | Grand Rapids, Mich. | Northern Oklahoma    |
| 42  | G   | Jacob Gross        | 6-4  | 180 | Fr.   | Sachse, Texas       | Sachse HS            |

### COACHING STAFF

- Head Coach: Tony Benford  
3rd year at NT (42-52 Record)  
Overall (Same)
- Associate Head Coach: Rob Evans
- Asst. Coaches: David Anwar,  
Scott Monarch
- Director of Operations: Jeff Luster
- Strength Coach: Chris Seroka

### PRONUNCIATION GUIDE

- 0 Carrington Ward • CARE ing ton
- 1 Maurice Aniefiok • uh NAY fee ock
- 3 DeAndre Harris • DEE on dray
- 4 J-Mychal Reese • JAY michael
- 20 Muhammed Ahmed • AHH med
- 25 Armani Flannigan • Like the suit

### QUICK FACTS

Location: Denton, Texas  
Founded: 1890  
Enrollment: 36,221  
Nickname: Mean Green  
Colors: Green and White  
Home Arena: The Super Pit (10,500)  
Conference: Conference USA  
Program All-Time Record: 1,105-1,246-1  
Program founded: 1916-17 (97th season)

**INSIDE THE TOURNAMENT**

• For a second straight season, NT and Rice will meet in the opening round of the C-USA Tourney. Last year, NT erased a 13-point first-half deficit to force OT, and then Chris Jones hit the game-winning free throws with 11.7 seconds remaining to earn the 63-62 win. Brandan Walton and Colin Voss posted 17 and 16 points, respectively, to lead NT. Jordan Williams tallied a career high and team-season high 14 rebounds. Austin Ramljak hit five of Rice's 10 3-pointers on the day, and finished with 17 points.

• NT has proved to be a dangerous team in the postseason. Since 2006-07, the Mean Green is 16-6 in conference tournament games, with four finals appearances and two trips to the NCAA Tournament. In fact, NT joined UAB and Western Kentucky as the only programs to make three straight Sun Belt Tournament finals appearances.

• North Texas has shown an ability to make lengthy conference tournament runs despite low seeds. In '06-07, No. 5 seed NT became the lowest seed to ever win the SBC Tourney, and in '10-11 and '11-12 they made runs to the finals from the No. 4 seed and No. 5 seeds, respectively.

• NT has won the last three games against Rice, and seven of the last eight meetings.

• The Mean Green took both regular season meetings with Rice, but nearly every game in the series has come down to the wire. The average margin of victory in the last nine meetings between NT and Rice is 3.2 points. Seven of those games were decided on the last possession, including two in overtime.

• The senior and freshman combo of Jordan Williams and Jeremy Combs enjoy taking on the Owls. Williams averaged 17.0 points in the two meetings this year, and is averaging 13.5 points, 7.0 rebounds and 51.4 percent shooting in four career games against Rice. Combs faced the Owls twice this year, and averaged 15.5 points and 6.0 rebounds, and shot a 57.1 percent clip.

**MEAN GREEN QUICK STATS**

|                                     |      |
|-------------------------------------|------|
| Points Per Game .....               | 65.7 |
| Scoring Margin .....                | -2.0 |
| Field Goal Percentage .....         | 43.8 |
| 3-Point Field Goal Percentage ..... | 30.6 |
| Free Throw Percentage .....         | 62.8 |
| Rebounding Margin .....             | -0.3 |
| Assists Per Game .....              | 10.1 |
| Turnovers Per Game .....            | 13.7 |
| Steals Per Game .....               | 6.7  |
| Blocks Per Game .....               | 3.4  |

**MEAN GREEN TEAM NOTES**

**All-C-USA** - Jordan Williams earned third-team All-C-USA honors - his first career postseason accolade, and the first for NT since joining C-USA in 2013-14. Williams leads NT in scoring (14.9), assists (2.1) steals (1.47) and minutes (34.3), and has 1,493 career points to his credit.

**Historic Defense** - NT is holding teams to 67.7 points per game, which is the third best mark in school history. The Mean Green is also holding its opponents to 41.9 percent shooting and 33.4 percent from 3-point - both of which rank 5th in NT history.

**Making Strides** - NT enters the 2015 C-USA Tourney two seeds and two league wins better than last season's tourney.

**Voss Can't Miss** - Josh White produced the best free throw shooting season in school history in 2008-09 (90.6 percent), but Colin Voss has a chance to top White's best streak from the line. White had a career long of 26 straight makes toward the end of that '09 season. Voss is currently riding a streak of 25 straight makes, and is shooting 81.8 percent on the year.

**Winning Ways** - NT is just three games removed from playing its best basketball in years. That five-game win streak was the program's longest since March of 2011. Below is the team's statistical footprint before, during and after the win streak.

| <b>NT Before, During &amp; After Win Streak</b> |       |        |        |
|-------------------------------------------------|-------|--------|--------|
| Category                                        | After | Streak | Before |
| PPG                                             | 61.7  | 70.8   | 65.1   |
| Margin                                          | -12.3 | +8.2   | -2.9   |
| FG%                                             | 41.7  | 46.4   | 43.4   |
| Reb Margin                                      | -3.0  | +3.6   | -0.8   |
| Turnovers                                       | 13.7  | 10.0   | 14.5   |
| FT%                                             | 68.9  | 67.0   | 61.1   |

**Handles For A Big Man** - Colin Voss currently has the best assist-to-turnover ratio (1.2) by any NT forward this century, and he is climbing the charts for the most assists in a season by any NT forward.

**50-Assist Seasons By NT Forwards**

| Player            | Asst      | Year           |
|-------------------|-----------|----------------|
| Jesse Ratliff     | 75        | 1992-93        |
| Tony Worrell      | 59        | 1986-87        |
| <b>Colin Voss</b> | <b>56</b> | <b>2014-15</b> |
| George Odufuwa    | 56        | 2009-10        |
| Paul Meyer        | 52        | 1985-86        |
| Quincy Williams   | 52        | 2006-07        |
| George Odufuwa    | 50        | 2010-11        |
| Adam Smith        | 50        | 1994-95        |

**Freshman Force** - Jeremy Combs is proving to be C-USA's top freshman forward, if not the league's best freshman overall.

**How Does Combs Stack Up?**

| Category     | Stat | Frosh Rank |
|--------------|------|------------|
| Rebs         | 6.5  | 1st        |
| Points       | 9.8  | 2nd        |
| FG% (50 att) | 57.0 | 2nd        |
| Blocks       | 0.7  | 5th        |
| Steals       | 0.9  | 5th        |

**Can't Miss Night** - NT's 63.3 percent shooting clip (31-of-49) at FAU on Feb. 19 is tied for the 7th best shooting night in NT history, and is the program's best outing since setting the school-record against FIU in Denton on Feb. 9, 2013 (75.0 percent, 24-of-32).

**Comeback For The Ages** - NT scored just 18 points in the first half and trailed MTSU by 21 with 18:04 remaining, but that set the stage for the biggest comeback in school history. NT held MTSU to just one field goal in the final 11 minutes. This marks the third time an NT team has overcome a 21-point deficit to win, and all have come since '07-08.

**Jordan Williams Is ...**

- Looking to become the 3rd NT player to lead his team in points, assists and steals (Chris Davis in '01, Donnell Hayden in '91).
- Trying to become just the 18th player in NT history to score 500 points in a season.
- Racing up the NT career scoring charts. The senior ranks 9th with 1,493 points.

**Get To The Paint** - The recipe for North Texas success is to play inside-out. NT is shooting 30.6 percent from 3-point, which ranks 13th in C-USA, but is fifth in total shooting percentage at 41.9.

**Points in the Paint in Wins vs. Losses**

|        |           |          |
|--------|-----------|----------|
| Wins   | 454 total | 32.4 Avg |
| Losses | 378 total | 23.6 Avg |

**Gridiron or Hardwood?** - Colin Voss had a decision to make coming out of high school - attend college as a basketball or football player. Voss was one of Michigan's top tight end prospects, and had multiple offers to play in college. In the end, Voss opted to play hoops at Central Michigan. The 6-7 forward was later named an NJCAA All-American at Northern Oklahoma before signing at NT.

**Nation's Top Assistant** - Associate head coach Rob Evans has been named the nation's top mid-major assistant coach by Hoop Scoop in each of the last two years.

**MEAN GREEN PLAYER NOTES**

**0 CARRINGTON WARD**  
**6-2 • 180 • JR • GUARD**  
**PHILADELPHIA**  
**SAN JACINTO COLLEGE**

**LAST GAME:** DNP ... Out with broken foot (Jones fracture) ... Played in just four games for North Texas, and earned a start vs. Nicholls State ... Averaged 16.0 points per game in 2013-14 at San Jacinto ... Honorable Mention All-Region XIV as a sophomore ... Posted a 2.0 assist-to-turnover ratio on the year ... Shot 210 free throws on the year, and made 71.0 percent of them.

|    |    |     |     |    |     |      |     |     |      |    |     |      |     |     |     |     |    |    |   |    |     |     |     |     |
|----|----|-----|-----|----|-----|------|-----|-----|------|----|-----|------|-----|-----|-----|-----|----|----|---|----|-----|-----|-----|-----|
| GP | GS | Min | Avg | FG | FGA | Pct  | 3FG | FGA | Pct  | FT | FTA | Pct  | Off | Def | Tot | Avg | PF | FO | A | TO | Blk | Stl | Pts | Avg |
| 4  | 1  | 30  | 7.5 | 2  | 4   | .500 | 0   | 1   | .000 | 1  | 2   | .500 | 0   | 4   | 4   | 1.0 | 6  | 0  | 2 | 4  | 0   | 0   | 5   | 1.3 |

**1 MAURICE ANIEFIOK**  
**6-5 • 212 • JR • GUARD**  
**LAGOS, NIGERIA**  
**MISSISSIPPI**

**LAST GAME:** 20 pts (Season High), 6 rebs ... Team-high 15.3 points, 52.6 FG% over last 4 games ... Hit team-season-high 5 3-pointers for season-high 20 points at UTSA ... NT's best 3-point shooter at 38.7% (Ranks 12th in C-USA) ... At least 8 pts in 15 of 27 games this year ... Team-season-high 7 assists at Oklahoma State ... 17 career double-digit scoring games ... Expected to graduate in May.

|    |    |     |      |    |     |      |     |     |      |    |     |      |     |     |     |     |    |    |    |    |     |     |     |     |
|----|----|-----|------|----|-----|------|-----|-----|------|----|-----|------|-----|-----|-----|-----|----|----|----|----|-----|-----|-----|-----|
| GP | GS | Min | Avg  | FG | FGA | Pct  | 3FG | FGA | Pct  | FT | FTA | Pct  | Off | Def | Tot | Avg | PF | FO | A  | TO | Blk | Stl | Pts | Avg |
| 27 | 25 | 811 | 30.0 | 82 | 202 | .406 | 46  | 119 | .387 | 24 | 38  | .632 | 9   | 84  | 93  | 3.4 | 64 | 1  | 40 | 45 | 1   | 26  | 234 | 8.7 |

**2 GREG WHITE-PITTMAN**  
**6-2 • 206 • FR • GUARD**  
**NEW ORLEANS**  
**HOLY CROSS HS**

**LAST GAME:** Out for rest of 14-15 season with injury ... Hit a bucket in 4 of last 8 games ... Shot team-low 30.6% from the floor, but made 4 of last 7 shots ... 15 points, 7 rebounds in exhibition win ... Earned start in season opener ... Nephew of former NBA standout, current OKC Thunder coach Robert Pack ... Holy Cross HS: Louisiana 5A MVP in '13-14 ... Tied for the Louisiana 5A scoring lead with 25.6 PPG.

|    |    |     |     |    |     |      |     |     |      |    |     |      |     |     |     |     |    |    |   |    |     |     |     |     |
|----|----|-----|-----|----|-----|------|-----|-----|------|----|-----|------|-----|-----|-----|-----|----|----|---|----|-----|-----|-----|-----|
| GP | GS | Min | Avg | FG | FGA | Pct  | 3FG | FGA | Pct  | FT | FTA | Pct  | Off | Def | Tot | Avg | PF | FO | A | TO | Blk | Stl | Pts | Avg |
| 17 | 5  | 154 | 9.1 | 11 | 36  | .306 | 0   | 10  | .000 | 18 | 31  | .581 | 2   | 6   | 8   | 0.5 | 22 | 0  | 6 | 15 | 0   | 3   | 40  | 2.4 |

**3 DEANDRE HARRIS**  
**6-3 • 193 • SO • GUARD**  
**MILWAUKEE**  
**TYLER JC**

**LAST GAME:** 3 pts, 3 rebs ... 1-of-7 shooting in finale at UTSA, but was 16-of-33 (48.5%) over previous 5 games ... 7-of-13 shooting for 17 pts in Charlotte win ... 4-4 from free throw line in final minute of MTSU win, including game winner with 2.0 seconds left ... Career-high 20 points vs UTEP (Then-career-high 12 by 1st media timeout) ... Broke 0-of-10 streak from 3-point to go 3-of-3 from deep vs. Creighton.

|    |    |     |      |    |     |      |     |     |      |    |     |      |     |     |     |     |    |    |    |    |     |     |     |     |
|----|----|-----|------|----|-----|------|-----|-----|------|----|-----|------|-----|-----|-----|-----|----|----|----|----|-----|-----|-----|-----|
| GP | GS | Min | Avg  | FG | FGA | Pct  | 3FG | FGA | Pct  | FT | FTA | Pct  | Off | Def | Tot | Avg | PF | FO | A  | TO | Blk | Stl | Pts | Avg |
| 26 | 4  | 487 | 18.7 | 60 | 158 | .380 | 15  | 63  | .238 | 39 | 69  | .565 | 8   | 57  | 65  | 2.5 | 63 | 4  | 27 | 53 | 3   | 20  | 174 | 6.7 |

**4 J-MYCHAL REESE**  
**6-1 • 180 • JR • POINT GUARD**  
**BRYAN, TEXAS**  
**TEXAS A&M**

**LAST GAME:** Sitting Out due to NCAA transfer rules ... Played 39 games at Texas A&M last 2 seasons (25 starts) ... Career 6.3 PPG and 1.8 APG on 37.1 3FG% for Aggies ... Ranked 5th at A&M with 6.2 PPG ... Scored career-high of 15 points on four occasions for the Aggies ... Shot 74.5 percent from the free throw line for his career at A&M ... ESPN.com's top rated point guard in Texas coming out of Bryan HS.

|    |    |     |     |    |     |     |     |     |     |    |     |     |     |     |     |     |    |    |   |    |     |     |     |     |
|----|----|-----|-----|----|-----|-----|-----|-----|-----|----|-----|-----|-----|-----|-----|-----|----|----|---|----|-----|-----|-----|-----|
| GP | GS | Min | Avg | FG | FGA | Pct | 3FG | FGA | Pct | FT | FTA | Pct | Off | Def | Tot | Avg | PF | FO | A | TO | Blk | Stl | Pts | Avg |
| -  | -  | -   | -   | -  | -   | -   | -   | -   | -   | -  | -   | -   | -   | -   | -   | -   | -  | -  | - | -  | -   | -   | -   | -   |

**5 TODD EAGLIN**  
**5-10 • 175 • JR • POINT GUARD**  
**NEW ORLEANS**  
**TYLER JC**

**LAST GAME:** 0 pts, 3 mins ... 34.6 3-FG% is 3rd best at NT, but has hit just 2 3-pointers in last 15 games ... Only 11 turnovers in last 171 minutes of play ... 1.0 assist/turnover ratio among team leaders ... Best game at Rice: 10 pts, 4 steals, 2 asst, 0 turnovers in 28 mins ... Five games of 3+ assists this year ... 2013-14 Tyler JC: Ranked 3rd in NJCAA with 7.6 APG in 13-14 ... Still averaged 15.2 points per game for TJC.

|    |    |     |      |    |     |      |     |     |      |    |     |      |     |     |     |     |    |    |    |    |     |     |     |     |
|----|----|-----|------|----|-----|------|-----|-----|------|----|-----|------|-----|-----|-----|-----|----|----|----|----|-----|-----|-----|-----|
| GP | GS | Min | Avg  | FG | FGA | Pct  | 3FG | FGA | Pct  | FT | FTA | Pct  | Off | Def | Tot | Avg | PF | FO | A  | TO | Blk | Stl | Pts | Avg |
| 27 | 6  | 377 | 14.0 | 18 | 44  | .409 | 9   | 26  | .346 | 8  | 12  | .667 | 4   | 30  | 34  | 1.3 | 41 | 2  | 32 | 31 | 3   | 15  | 53  | 2.0 |

**10 CHRIS CAMPBELL**  
**6-3 • 185 • JR • GUARD**  
**HOUSTON**  
**JACKSONVILLE COLLEGE**

**LAST GAME:** 0 pts, 1 min ... Engineering major, who sat out much of fall to attend to academics ... Saw first action in NT uniform at SFA ... Jacksonville CC: Team-high 15.5 PPG, 2nd with 4.9 RPG ... Shot 50.0% in 13-14, including 36.4 3FG% in conference play ... Hit 76.6ft% in league play ... Posted 15 games of at least 15 points, including six 20-point outings ... Played his freshman season at McMurry University.

|    |    |     |     |    |     |      |     |     |      |    |     |      |     |     |     |     |    |    |   |    |     |     |     |     |
|----|----|-----|-----|----|-----|------|-----|-----|------|----|-----|------|-----|-----|-----|-----|----|----|---|----|-----|-----|-----|-----|
| GP | GS | Min | Avg | FG | FGA | Pct  | 3FG | FGA | Pct  | FT | FTA | Pct  | Off | Def | Tot | Avg | PF | FO | A | TO | Blk | Stl | Pts | Avg |
| 7  | 0  | 16  | 2.3 | 0  | 2   | .000 | 0   | 1   | .000 | 0  | 0   | .000 | 1   | 4   | 5   | 0.7 | 5  | 0  | 2 | 0  | 0   | 0   | 0   | 0.0 |

**11 JEREMY COMBS**  
**6-7 • 195 • FR • FORWARD**  
**DALLAS**  
**CARTER HS**

**LAST GAME:** 11 pts, 8 rebs ... C-USA Freshman of the Year candidate ... 2X C-USA Freshman of the Week (Feb. 2, Nov. 17) ... Tops among C-USA freshmen in rebounds (6.5, 11th in C-USA) ... 2nd among C-USA frosh in scoring (9.8 PPG) and FG% (57.0, 6th in C-USA), and 5th in blocks (0.7) and steals (0.9) ... NT's top scoring (25) & rebounding (13) games ... 2nd double-double in LA Tech win (16 pts, 13 reb).

|    |    |     |      |     |     |      |     |     |      |    |     |      |     |     |     |     |    |    |    |    |     |     |     |     |
|----|----|-----|------|-----|-----|------|-----|-----|------|----|-----|------|-----|-----|-----|-----|----|----|----|----|-----|-----|-----|-----|
| GP | GS | Min | Avg  | FG  | FGA | Pct  | 3FG | FGA | Pct  | FT | FTA | Pct  | Off | Def | Tot | Avg | PF | FO | A  | TO | Blk | Stl | Pts | Avg |
| 30 | 25 | 768 | 25.6 | 114 | 200 | .570 | 0   | 0   | .000 | 66 | 137 | .482 | 69  | 125 | 194 | 6.5 | 87 | 2  | 10 | 39 | 21  | 27  | 294 | 9.8 |

**MEAN GREEN PLAYER NOTES**

**20 MUHAMMED AHMED** LAST GAME: 3 pts, 1 reb ... 1st career start at Old Dominion ... 5 games of 5+ rebounds ... Huge game vs UTSA on Jan. 4: 14 pts, 4 blocks (team-season high) ... 5 double-digit scoring games ... 5th at NT with 12 blocks ... 11 of 15 pts, 8 of 9 rebounds vs MVSU came in 2nd half ... Gillette CC: NJCAA All-America 3rd-Team in 13-14 ... Averaged a team-best 17.6 points per game on 58.2 percent shooting.

| GP | GS | Min | Avg  | FG | FGA | Pct  | 3FG | FGA | Pct  | FT | FTA | Pct  | Off | Def | Tot | Avg | PF | FO | A | TO | Blk | Stl | Pts | Avg |
|----|----|-----|------|----|-----|------|-----|-----|------|----|-----|------|-----|-----|-----|-----|----|----|---|----|-----|-----|-----|-----|
| 28 | 1  | 288 | 10.3 | 40 | 112 | .357 | 3   | 22  | .136 | 22 | 44  | .500 | 31  | 38  | 69  | 2.5 | 22 | 0  | 2 | 16 | 12  | 9   | 105 | 3.8 |

**21 T.J. TAYLOR** LAST GAME: 8 pts, 3 steals, 4 asst ... Last 5 games: 11.0 PPG, 45.5 FG%, 2.6 APG ... Started last 12 games ... Shooting 73.5 percent from the stripe (2nd at NT) ... Running point for 1st time since HS ... 10 games of 3+ assists in '14-15 ... Season-high 18 pts at FIU ... Career-high tying 8 rebs in LA Tech win ... Back-to-back career-high 5 asst games vs Creighton & PVAM ... Returned from knee scope in mid Sept.

| GP | GS | Min | Avg  | FG | FGA | Pct  | 3FG | FGA | Pct  | FT | FTA | Pct  | Off | Def | Tot | Avg | PF | FO | A  | TO | Blk | Stl | Pts | Avg |
|----|----|-----|------|----|-----|------|-----|-----|------|----|-----|------|-----|-----|-----|-----|----|----|----|----|-----|-----|-----|-----|
| 26 | 19 | 749 | 28.8 | 77 | 176 | .438 | 29  | 81  | .358 | 36 | 49  | .735 | 17  | 65  | 82  | 3.2 | 30 | 0  | 59 | 58 | 6   | 26  | 219 | 8.4 |

**23 JORDAN WILLIAMS** LAST GAME: 9 pts, 3 rebs ... 3rd Team All-C-USA selection ... Riding 3-game slump: 8.3 pts, 26.1 FG%, 0-9 3-pt ... 14.9 PPG ranks 11th in C-USA, 1.47 SPG ranks 7th ... 94 career starts ... 9th in NT history with 1,493 career pts, 5th with 114 career steals, 7th with 142 career 3-pointers ... Season high 23 pts twice ... 3rd in C-USA with 34.3 MPG ... Averaging 15.1 PPG in C-USA play (12th) ... 8 career double-doubles.

| GP | GS | Min  | Avg  | FG  | FGA | Pct  | 3FG | FGA | Pct  | FT  | FTA | Pct  | Off | Def | Tot | Avg | PF | FO | A  | TO | Blk | Stl | Pts | Avg  |
|----|----|------|------|-----|-----|------|-----|-----|------|-----|-----|------|-----|-----|-----|-----|----|----|----|----|-----|-----|-----|------|
| 30 | 30 | 1029 | 34.3 | 152 | 381 | .399 | 40  | 143 | .280 | 104 | 143 | .727 | 41  | 108 | 149 | 5.0 | 65 | 0  | 63 | 80 | 15  | 44  | 448 | 14.9 |

**25 ARMANI FLANNIGAN** LAST GAME: 4 pts, 5 rebs ... Shooting 70.0% over last 8 games ... Career high 12 pts by halftime at WKU (14 total) ... First 5 games of '14-15: 8.2 pts, 4.6 reb, 58.3 FG% ... Just 18 turnovers through 28 games ... More than doubled his free throws made in '13-14 (12-of-42) ... 2013-14: Only player in C-USA to rank among the league's top 15 shot blockers (13th with 0.97 BPG) while averaging only 10.0 MPG.

| GP | GS | Min | Avg  | FG | FGA | Pct  | 3FG | FGA | Pct  | FT | FTA | Pct  | Off | Def | Tot | Avg | PF | FO | A | TO | Blk | Stl | Pts | Avg |
|----|----|-----|------|----|-----|------|-----|-----|------|----|-----|------|-----|-----|-----|-----|----|----|---|----|-----|-----|-----|-----|
| 28 | 5  | 416 | 14.9 | 50 | 94  | .532 | 0   | 0   | .000 | 29 | 51  | .569 | 36  | 41  | 77  | 2.8 | 41 | 0  | 5 | 18 | 17  | 17  | 129 | 4.6 |


**33 COLIN VOSS** LAST GAME: 10 pts, 8 rebs, 4 asst ... 25 straight makes from free throw line ... 54 asst in '14-15 3rd most by NT forward ... 32 asst, 12 TO in last 11 games ... 6 assists at FIU are most by NT forward since 2010-11 ... Started 45 of last 46 games ... 20 of 23 blocks in C-USA play (1.1 BPG in C-USA play ranks 9th) ... 24 career double-digit games ... 5.9 RPG (15th in C-USA) ... NT's top free throw shooter at 81.8% (7th in C-USA).

| GP | GS | Min | Avg  | FG  | FGA | Pct  | 3FG | FGA | Pct  | FT | FTA | Pct  | Off | Def | Tot | Avg | PF | FO | A  | TO | Blk | Stl | Pts | Avg |
|----|----|-----|------|-----|-----|------|-----|-----|------|----|-----|------|-----|-----|-----|-----|----|----|----|----|-----|-----|-----|-----|
| 30 | 29 | 893 | 29.8 | 102 | 209 | .488 | 0   | 1   | .000 | 63 | 77  | .818 | 53  | 124 | 177 | 5.9 | 86 | 2  | 56 | 47 | 23  | 15  | 267 | 8.9 |

**42 JACOB GROSS** LAST GAME: DNP ... Statistically the greatest shooter in NCAA history (100.0 3FG%) ... Hit 3-pointer with 30 seconds left at OSU's Gallagher-Iba Arena - his 1st career shot ... Walk-on who became eligible on Dec. 1 ... Had been a practice squad player since late Sept. ... High School: All-district honorable mention selection ... Senior captain led Sachse to playoffs for 1st time in school history.

| GP | GS | Min | Avg | FG | FGA | Pct   | 3FG | FGA | Pct   | FT | FTA | Pct  | Off | Def | Tot | Avg | PF | FO | A | TO | Blk | Stl | Pts | Avg |
|----|----|-----|-----|----|-----|-------|-----|-----|-------|----|-----|------|-----|-----|-----|-----|----|----|---|----|-----|-----|-----|-----|
| 7  | 0  | 7   | 1.0 | 1  | 1   | 1.000 | 1   | 1   | 1.000 | 0  | 0   | .000 | 1   | 0   | 1   | 0.1 | 0  | 0  | 0 | 0  | 0   | 0   | 3   | 0.4 |

**HEAD COACH** **TONY BENFORD** **3RD YEAR** **TEXAS TECH '92** Record: 42-52 (44.7%) ... Recent 5-game win streak was longest of his career ... 44.7 win percentage just behind Pete Shands (46.5%) for 4th among all NT coaches since WW2 (8th overall) ... Reached 30 wins in 66 games and 40 wins in 89 games - only 3 NT coaches since WW2 reached those marks faster: Jankovich, Gales and Blakeley ... Benford ranks 9th in NT coaching history with 42 career wins.



FOR FULL BIOS PLEASE VISIT [MEANGREENSPORTS.COM](http://MEANGREENSPORTS.COM)

# CONFERENCE USA TOURNAMENT BRACKET



## 2015 MEN'S BASKETBALL CHAMPIONSHIP BRACKET

#CUSAMBK #CUSACHAMP

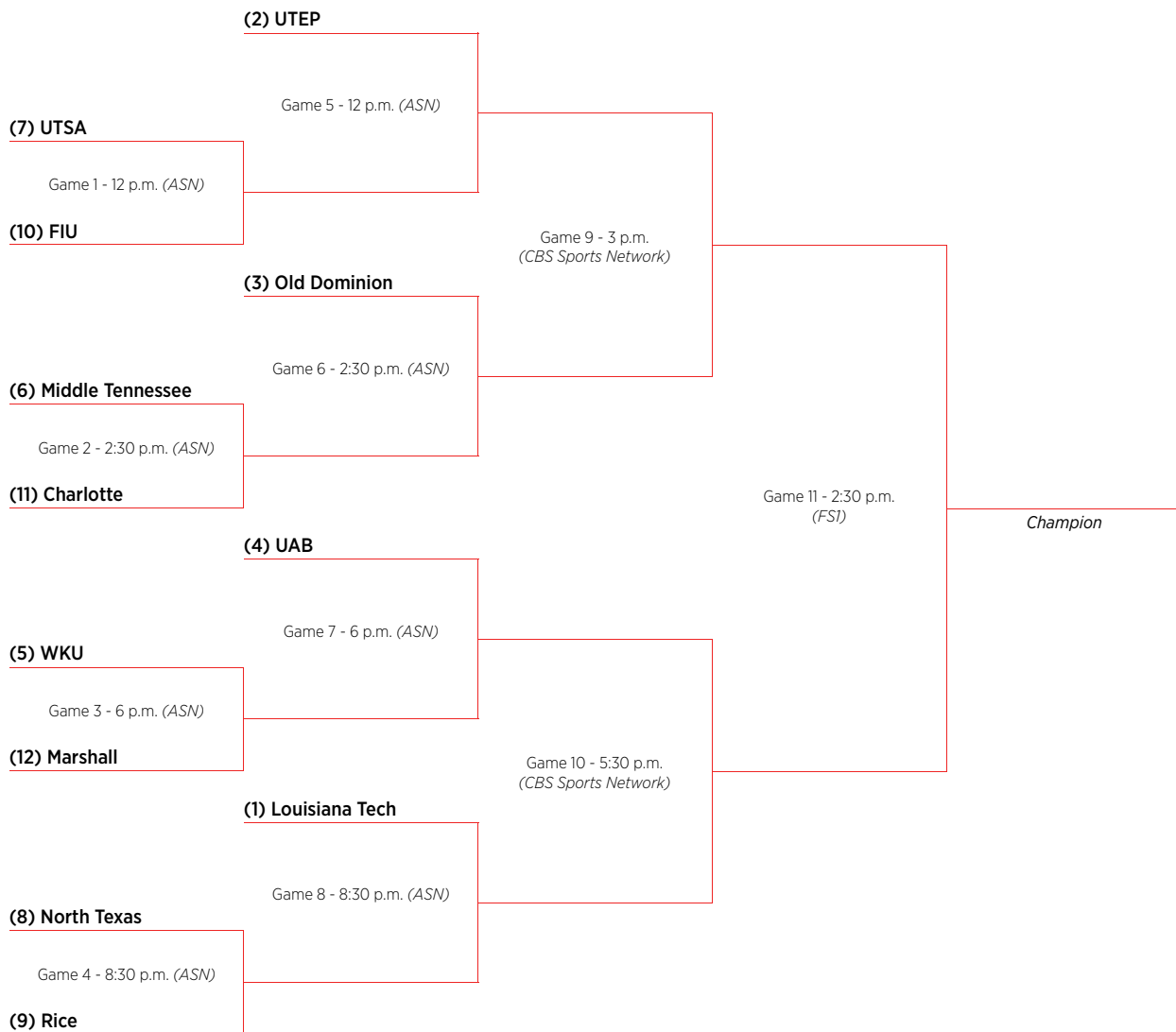
**EVENT INFO**  
March 11-14  
Birmingham, Alabama  
Hosted by UAB

Wednesday, March 11  
First Round

Thursday, March 12  
Quarterfinals

Friday, March 13  
Semifinals

Saturday, March 14  
Championship



All times Central



**THE LAST TIME A MEAN GREEN PLAYER ...**

**Had 30 or more points**

31 - Jordan Williams vs. Louisiana-Lafayette, 1/31/13

**Had 15 or more rebounds**

15 - Tony Mitchell vs. Troy, 1/3/13

**Had 10 or more assists**

10 - Chris Jones vs. Troy, 12/31/11

**Had 5 or more blocks**

5 - Tony Mitchell vs. ULM, 2/14/13

**Had 5 or more steals**

5 - Jeremy Combs vs. Charlotte, 1/15/15

**Made 90% or more FGA (min 5 att)**

1.000 - George Odufuwa vs. UALR (7-7), 2/20/10

**Made 80% or more FGA (min 5 att)**

.833 - Alzee Williams vs. Texas A&M (5-6), 12/31/13

**Made 100% FTA (min 5 att)**

1.000 - Colin Voss vs FAU (8-8), 2/19/15

**Made 90% or more FTA (min 5 att)**

.917 - Jordan Williams vs. Nicholls State (11-12), 11/17/14

**Made 8 or more 3PT's**

8 - Joe Ervin vs. Arkansas, 12/30/98

**Had a double-double (pts/rbs)**

Jordan Williams (14 pts, 10 reb) vs. UAB, 2/12/15

**Had consecutive double-doubles (pts/rbs)**

Colin Voss vs. Central Arkansas, 12/17/13, vs. Wayland Baptist, 12/21/13

**Had a double-double (pts/asst)**

Chris Jones vs. Troy (21 pts /10 asst), 12/31/11

**Had a triple-double (pts/rbs/asst)**

Jesus Ratliff vs. Sam Houston St. (20pts/16reb/10asst), 2/18/93

**Had a perfect shooting night (min 5 fg & ft att)**

Tristan Thompson vs. Sam Houston St. (6-6 fg/2-2 3fg/6-6 ft), 12/3/08

**THE LAST TIME A MEAN GREEN TEAM ...**

**Scored 100 or more points**

107 - vs. Houston Baptist, 2/15/10

**Allowed 100 or more points**

105 - vs. Louisiana-Lafayette, 1/31/13

**Scored 50 or fewer points**

50 - at Old Dominion, 1/17/15

**Held an opponent under 50 points**

41 - at Texas A&M, 12/31/13

**Won an overtime game**

63-62 (OT) - vs. Rice 3/11/14

**Had 50 or more rebounds**

56 - vs. Nicholls State, 11/17/14

**Had 20 or more assists**

22 - vs. Western Kentucky, 1/12/12

**Had 10 or more steals**

10 - vs. MTSU, 2/14/15

**Had 5 or more blocks**

5 - vs. MTSU, 2/14/15

**Five or more players in double-figures**

5 - vs. Rice, 1/31/15

**Made 60% or higher FGs**

.633 - vs. FAU (31-49), 2/19/15

**Made 50% or higher 3pt FGs**

.500 - at Arkansas (10-20), 11/28/14

**Made 90% or higher FTs**

.938 - vs. St. Louis (15-of-16), 12/6/12

**NORTH TEXAS STARTING LINEUPS**

| Opponent               | 1           | 2             | 3             | 4              | 5     |
|------------------------|-------------|---------------|---------------|----------------|-------|
| Ark. Monticello.....   | GWP.....    | Aniefiok..... | Williams..... | Combs.....     | Voss  |
| Nicholls State.....    | GWP.....    | Ward.....     | Williams..... | Combs.....     | Voss  |
| Delaware State.....    | GWP.....    | Aniefiok..... | Williams..... | Combs.....     | Voss  |
| Iona.....              | Eaglin..... | Aniefiok..... | Williams..... | Flannigan..... | Voss  |
| Miss Valley State..... | Taylor..... | Aniefiok..... | Williams..... | Flannigan..... | Voss  |
| Arkansas.....          | Taylor..... | Aniefiok..... | Williams..... | Flannigan..... | Voss  |
| Oklahoma State.....    | Taylor..... | Aniefiok..... | Williams..... | Flannigan..... | Voss  |
| Stephen F. Austin ...  | GWP.....    | Aniefiok..... | Williams..... | Flannigan..... | Voss  |
| Langston.....          | GWP.....    | Taylor.....   | Williams..... | Combs.....     | Voss  |
| Creighton.....         | Taylor..... | Aniefiok..... | Williams..... | Combs.....     | Voss  |
| Prairie View.....      | Taylor..... | Aniefiok..... | Williams..... | Combs.....     | Voss  |
| Texas Tech.....        | Taylor..... | Aniefiok..... | Williams..... | Combs.....     | Voss  |
| UTEP.....              | Harris..... | Aniefiok..... | Williams..... | Combs.....     | Voss  |
| UTSA.....              | Eaglin..... | Harris.....   | Williams..... | Combs.....     | Voss  |
| Rice.....              | Eaglin..... | Harris.....   | Williams..... | Combs.....     | Voss  |
| Charlotte.....         | Eaglin..... | Harris.....   | Williams..... | Combs.....     | Voss  |
| Old Dominion.....      | Eaglin..... | Aniefiok..... | Williams..... | Combs.....     | Ahmed |
| Louisiana Tech.....    | Eaglin..... | Aniefiok..... | Williams..... | Combs.....     | Voss  |
| Southern Miss.....     | Taylor..... | Aniefiok..... | Williams..... | Combs.....     | Voss  |
| Rice.....              | Taylor..... | Aniefiok..... | Williams..... | Combs.....     | Voss  |
| Western Kentucky..     | Taylor..... | Aniefiok..... | Williams..... | Combs.....     | Voss  |
| Marshall.....          | Taylor..... | Aniefiok..... | Williams..... | Combs.....     | Voss  |
| UAB.....               | Taylor..... | Aniefiok..... | Williams..... | Combs.....     | Voss  |
| Middle Tennessee..     | Taylor..... | Aniefiok..... | Williams..... | Combs.....     | Voss  |
| Florida Atlantic.....  | Taylor..... | Aniefiok..... | Williams..... | Combs.....     | Voss  |
| FIU.....               | Taylor..... | Aniefiok..... | Williams..... | Combs.....     | Voss  |
| Charlotte.....         | Taylor..... | Aniefiok..... | Williams..... | Combs.....     | Voss  |
| Old Dominion.....      | Taylor..... | Aniefiok..... | Williams..... | Combs.....     | Voss  |
| UTEP.....              | Taylor..... | Aniefiok..... | Williams..... | Combs.....     | Voss  |
| UTSA.....              | Taylor..... | Aniefiok..... | Williams..... | Combs.....     | Voss  |

**NORTH TEXAS INDIVIDUAL SUPERLATIVES**

**Double-Doubles (6)**

Jordan Williams.....3 .....Last: UAB (14 pts, 10 reb)  
 Jeremy Combs.....2 .....Last: LA Tech (16 pts, 13 reb)  
 Colin Voss .....1 .....Langston (10 pts, 10 reb)

**20-Plus Point Games (9)**

Jordan Williams.....5 .....Best: 23 pts vs. ODU, Marshall  
 Colin Voss .....1 .....22 pts at Florida Atlantic  
 Jeremy Combs.....1 .....25 pts vs. Langston  
 DeAndre Harris.....1 .....20 pts vs. UTEP  
 Maurice Aniefiok.....1 .....20 pts at UTSA

**Double-Digit Rebound Games (10)**

Jeremy Combs.....4 .....Best: LA Tech & WKU (13 rebs)  
 Jordan Williams.....3 .....Best: Langston (11 rebs)  
 Colin Voss .....2 .....Best: at FIU (13 rebs)  
 Muhammed Ahmed .....1 .....vs. Nicholls St. (10 rebs)

**NT SEASON/CAREER GAMES PLAYED/STARTED**

| Player          | 2014-15 Season    |                   | Career at NT       |                   |
|-----------------|-------------------|-------------------|--------------------|-------------------|
|                 | Games             | Starts            | Games              | Starts            |
| <b>Williams</b> | <b>30 (14-16)</b> | <b>30 (14-16)</b> | <b>113 (53-60)</b> | <b>94 (42-52)</b> |
| <b>Voss</b>     | <b>30 (14-16)</b> | <b>29 (14-15)</b> | <b>62 (30-32)</b>  | <b>58 (28-30)</b> |
| Flannigan       | 28 (13-15)        | 5 (1-4)           | 58 (29-30)         | 16 (9-7)          |
| <b>Taylor</b>   | <b>26 (12-14)</b> | <b>19 (9-10)</b>  | <b>56 (28-28)</b>  | <b>21 (10-11)</b> |
| <b>Aniefiok</b> | <b>27 (12-15)</b> | <b>25 (11-14)</b> | <b>56 (27-29)</b>  | <b>27 (11-16)</b> |
| <b>Combs</b>    | <b>30 (14-16)</b> | <b>25 (13-12)</b> |                    |                   |
| Ahmed           | 28 (13-15)        | 1 (0-1)           |                    |                   |
| Harris          | 26 (12-14)        | 4 (1-3)           |                    |                   |
| Eaglin          | 26 (13-13)        | 6 (2-4)           |                    |                   |
| White-Pittman   | 17 (8-9)          | 5 (4-1)           |                    |                   |
| Gross           | 7 (2-5)           | - (0-0)           |                    |                   |
| Campbell        | 7 (1-6)           | - (0-0)           |                    |                   |
| Ward            | 4 (3-1)           | 1 (1-0)           |                    |                   |

**HEAD COACH TONY BENFORD**



**PERSONAL**

- **Birthdate**  
March 22, 1964
- **Hometown**  
Hobbs, N.M.
- **Alma Mater**  
Texas Tech, '92
- **Spouse**  
Deborah
- **Children**  
Audriana, Milena, Tony Jr., Jeremy

**COACHING**

- **North Texas**  
Head Coach (2012-Pr)  
Record: 42-52 (3rd season)
- **Marquette**  
Assoc. Head Coach (2011-12)  
Asst. Coach (2008-11)
- **Nebraska**  
Asst. Coach (2006-08)
- **UTEP**  
Asst. Coach (July 2006)
- **Arizona State**  
Assoc. Head Coach (2004-06)  
Asst. Coach (1998-04)
- **New Mexico**  
Asst. Coach (1992-98)
- **All Saints School**  
Head Coach (1988-1991)


**PLAYING CAREER**

- **European League**  
Holland (1986-87)
- **Chicago Bulls**  
Training Camp (1986)
- **Boston Celtics**  
Fourth Round Draft Pick (1986)
- **Texas Tech**  
All-SWC (1986)
- **SWC Tournament MVP** (1986)
- **Hobbs High School**  
1982 N.M. State MVP  
1982 State Champion

**WELCOME ABOARD ... 2015-16 MEAN GREEN SIGNING CLASS**

**RICKEY BRICE**

7-0 • 260 • CENTER  
ARLINGTON, TEXAS  
PANTEGO CHRISTIAN



- NT's first 7-foot signee since 1994.
- TexasHoops.com No. 23 player in Texas.
- Hoop Scoop No. 221 player in the nation.
- 15.3 PPG, 7.4 RPG as a junior last year.
- TAPPS 1-4A All-District selection in '13-14.
- Rivals.com Three-Star recruit.

**JAMICHAEL BROWN**

6-1 • 190 • GUARD  
SAN ANTONIO, TEXAS  
PRO-VISION ACADEMY



- TABC All-State selection.
- TexasHoops.com No. 37 player in Texas.
- San Antonio Express-News Super Team.
- Express-News POY Runner Up.
- 18.9 PPG, 4.0 APG in '13-14.
- Future150 Three-Star recruit.

**RECORDS WATCH**

\$ Indicates North Texas Hall of Fame inductee

**CAREER SCORING LEADERS**

|     |       |                  |          |
|-----|-------|------------------|----------|
| 1.  | 2,291 | Kenneth Lyons \$ | 1979-83  |
| 2.  | 2,254 | Chris Davis \$   | 1999-03  |
| 3.  | 2,130 | Jesse Ratliff \$ | 1990-94  |
| 4.  | 1,668 | Josh White       | 2008-11  |
| 5.  | 1,629 | Tristan Thompson | 2008-11  |
| 6.  | 1,538 | Fred Mitchell    | 1974-78  |
| 7.  | 1,535 | Fred Hopkins \$  | 1952-56  |
| 8.  | 1,516 | Tony Worrell \$  | 1984-88  |
| 9.  | 1,493 | Jordan Williams  | 2012-Pr. |
| 8.  | 1,423 | John Savage \$   | 1961-64  |
| 11. | 1,340 | Leonard Hopkins  | 2002-05  |
| 12. | 1,306 | Melvin Davis     | 1975-78  |

**CAREER BLOCKED SHOTS**

|     |     |                  |         |
|-----|-----|------------------|---------|
| 1.  | 157 | Tony Mitchell    | 2011-13 |
| 2.  | 119 | Jeffrey Simpson  | 2004-06 |
| 3.  | 98  | Quincy Williams  | 2004-08 |
| 4.  | 81  | Wendell Williams | 1986-89 |
| 5.  | 79  | Kedrick Hogans   | 2008-12 |
| 6.  | 76  | Thomas Gibson    | 1990-92 |
| 7.  | 70  | George Odufuwa   | 2009-11 |
| 8.  | 69  | Shawnon Johnson  | 2003-04 |
| 9.  | 66  | Harold Stewart   | 2005-09 |
| 10. | 60  | Will Smith       | 2000-04 |
| ... | 57  | Jordan Williams  | 2012-Pr |

**CAREER 3-POINTERS MADE**

|     |     |                  |          |
|-----|-----|------------------|----------|
| 1.  | 208 | Calvin Watson    | 2003-07  |
| 2.  | 189 | Chris Davis \$   | 1999-03  |
| 3.  | 188 | George King      | 1993-96  |
| 4.  | 185 | Josh White       | 2008-11  |
| 5.  | 183 | Tristan Thompson | 2008-11  |
| 6.  | 159 | Jerome Rogers    | 2000-04  |
| 7.  | 142 | Jordan Williams  | 2012-Pr. |
| 8.  | 138 | Deon Hunter      | 1986-89  |
| 9.  | 136 | Leonard Hopkins  | 2004-05  |
| 10. | 132 | Chad Elstun      | 1995-97  |

**CAREER STEALS**

|     |     |                    |         |
|-----|-----|--------------------|---------|
| 1.  | 151 | Jesse Ratliff \$   | 1990-94 |
| 2.  | 146 | David Miller       | 1994-98 |
| 3.  | 127 | Chris Jones        | 2012-14 |
| 4.  | 122 | Jerome Rogers      | 2000-04 |
| 5.  | 114 | Jordan Williams    | 2012-Pr |
| 6.  | 112 | Isaac Hines        | 2004-06 |
| 7.  | 109 | Charles Washington | 1996-99 |
| 8.  | 108 | Tony Worrell \$    | 1984-88 |
| 9.  | 106 | Kenneth Mangrum    | 1998-02 |
| 10. | 102 | Ricky Roberson     | 1986-89 |

**NORTH TEXAS' RECORD WHEN ...**

|                              |       |
|------------------------------|-------|
| Overall .....                | 14-16 |
| Home.....                    | 11-6  |
| Road .....                   | 3-10  |
| Neutral.....                 | 0-0   |
| Leading at half.....         | 11-7  |
| Trailing/Tied at half.....   | 3-9   |
| Outshoots Opponent.....      | 10-7  |
| Outshot by Opponent.....     | 4-9   |
| More rebounds.....           | 11-4  |
| Less or equal Rebounds.....  | 3-12  |
| More turnovers.....          | 6-9   |
| Less or equal turnovers..... | 8-7   |
| <b>Scores:</b>               |       |
| 59 and under.....            | 1-7   |
| 60-69.....                   | 5-5   |
| 70-79.....                   | 6-4   |
| 80-89.....                   | 2-0   |
| 90-Plus.....                 | 0-0   |
| <b>Opponent Scores:</b>      |       |
| 59 and under.....            | 6-1   |
| 60-69.....                   | 7-4   |
| 70-79.....                   | 1-6   |
| 80-89.....                   | 0-5   |
| 90-Plus.....                 | 0-0   |
| <b>Shoots:</b>               |       |
| Under 35%.....               | 1-4   |
| 35-39%.....                  | 3-2   |
| 40-44%.....                  | 2-5   |
| 45-49%.....                  | 2-4   |
| 50%+.....                    | 6-1   |

**Opponent Shoots:**

|                |     |
|----------------|-----|
| Under 35%..... | 4-1 |
| 35-39%.....    | 3-2 |
| 40-44%.....    | 6-6 |
| 45-49%.....    | 1-4 |
| 50%+.....      | 0-3 |

**Free Throw Percentage**

|                |     |
|----------------|-----|
| Under 60%..... | 3-6 |
| 60-69%.....    | 8-4 |
| 70-79%.....    | 3-6 |
| 80%+.....      | 0-0 |

**Field Goal Attempts**

|                   |     |
|-------------------|-----|
| Under 50 FGA..... | 3-4 |
| 50-54 FGA.....    | 5-3 |
| 55-59 FGA.....    | 4-6 |
| 60-69 FGA.....    | 2-3 |
| 70+ FGA.....      | 0-0 |

**Streaks**

|                               |                     |
|-------------------------------|---------------------|
| Longest Win Streak.....       | 5                   |
| Longest Losing Streak.....    | 4                   |
| Current Streak.....           | Lost 3              |
| Last 5 Games.....             | 2-3                 |
| Last 10 Games.....            | 5-5                 |
| Largest Lead.....             | 27 vs. Creighton    |
| Largest Deficit.....          | 30 vs. Oklahoma St. |
| Largest Deficit Overcome..... | 21 vs. MTSU         |

**Triangle of Trust**

|                                       |         |
|---------------------------------------|---------|
| Chris Seroka (strength coach).....    | 126-98  |
| E.J. Hairston (athletic trainer)..... | 106-86  |
| Stephen Howard (SID).....             | 169-120 |





# CARRINGTON WARD

Jr. ▶ G ▶ 6-2 ▶ 180  
Philadelphia, PA ▶  
(San Jacinto College)



## ↳ CAREER HIGHS

Points: 5, Arkansas-Monticello -- 11/14/14  
Rebounds: 3, Arkansas-Monticello -- 11/14/14  
Assists: 1, Arkansas-Monticello -- 11/14/14; Iona -- 11/23/14  
FG made: 2, Arkansas-Monticello -- 11/14/14  
FG attempts: 4, Arkansas-Monticello -- 11/14/14  
3FG attempts: 1, Arkansas-Monticello -- 11/14/14  
FT made: 1, Arkansas-Monticello -- 11/14/14  
FT attempts: 2, Arkansas-Monticello -- 11/14/14

## ↳ 2014-15 STATS

| Opponent             | Date     | gs | min | Total  |      | 3-Pointers |      | Free throws |      | Rebounds |     |     |     | pf  | a | t/o | blk | stl | pts | avg |     |
|----------------------|----------|----|-----|--------|------|------------|------|-------------|------|----------|-----|-----|-----|-----|---|-----|-----|-----|-----|-----|-----|
|                      |          |    |     | fg-fga | pct  | 3fg-fga    | pct  | ft-fta      | pct  | off      | def | tot | avg |     |   |     |     |     |     |     |     |
| ARKANSAS-MONTICELLO  | 11/14/14 |    | 17  | 2-4    | .500 | 0-1        | .000 | 1-2         | .500 | 0        | 3   | 3   | 3.0 | 3   | 1 | 3   | 0   | 0   | 5   | 5.0 |     |
| NICHOLLS STATE       | 11/17/14 | *  | 7   | 0-0    | .000 | 0-0        | .000 | 0-0         | .000 | 0        | 0   | 0   | 1.5 | 1   | 0 | 0   | 0   | 0   | 0   | 2.5 |     |
| DELAWARE STATE       | 11/19/14 |    | 2   | 0-0    | .000 | 0-0        | .000 | 0-0         | .000 | 0        | 0   | 0   | 1.0 | 1   | 0 | 1   | 0   | 0   | 0   | 1.7 |     |
| IONA                 | 11/23/14 |    | 4   | 0-0    | .000 | 0-0        | .000 | 0-0         | .000 | 0        | 1   | 1   | 1.0 | 1   | 1 | 0   | 0   | 0   | 0   | 1.3 |     |
| MISSISSIPPI VALLEY   | 11/26/14 |    | dnp | -      | -    | -          | -    | -           | -    | -        | -   | -   | -   | -   | - | -   | -   | -   | -   | -   |     |
| at Oklahoma State    | 12/3/14  |    | dnp | -      | -    | -          | -    | -           | -    | -        | -   | -   | -   | -   | - | -   | -   | -   | -   | -   |     |
| at Stephen F. Austin | 12/14/14 |    | dnp | -      | -    | -          | -    | -           | -    | -        | -   | -   | -   | -   | - | -   | -   | -   | -   | -   |     |
| LANGSTON             | 12/17/14 |    | dnp | -      | -    | -          | -    | -           | -    | -        | -   | -   | -   | -   | - | -   | -   | -   | -   | -   |     |
| CREIGHTON            | 12/21/14 |    | dnp | -      | -    | -          | -    | -           | -    | -        | -   | -   | -   | -   | - | -   | -   | -   | -   | -   |     |
| PRAIRIE VIEW         | 12/23/14 |    | dnp | -      | -    | -          | -    | -           | -    | -        | -   | -   | -   | -   | - | -   | -   | -   | -   | -   |     |
| at Texas Tech        | 12/29/14 |    | dnp | -      | -    | -          | -    | -           | -    | -        | -   | -   | -   | -   | - | -   | -   | -   | -   | -   |     |
| UTEP                 | 1/2/15   |    | dnp | -      | -    | -          | -    | -           | -    | -        | -   | -   | -   | -   | - | -   | -   | -   | -   | -   |     |
| UTSA                 | 1/4/15   |    | dnp | -      | -    | -          | -    | -           | -    | -        | -   | -   | -   | -   | - | -   | -   | -   | -   | -   |     |
| at Rice              | 1/10/15  |    | dnp | -      | -    | -          | -    | -           | -    | -        | -   | -   | -   | -   | - | -   | -   | -   | -   | -   |     |
| at Charlotte         | 1/15/15  |    | dnp | -      | -    | -          | -    | -           | -    | -        | -   | -   | -   | -   | - | -   | -   | -   | -   | -   |     |
| at Old Dominion      | 1/17/15  |    | dnp | -      | -    | -          | -    | -           | -    | -        | -   | -   | -   | -   | - | -   | -   | -   | -   | -   |     |
| LA TECH              | 1/22/15  |    | dnp | -      | -    | -          | -    | -           | -    | -        | -   | -   | -   | -   | - | -   | -   | -   | -   | -   |     |
| SOUTHERN MISS        | 1/24/15  |    | dnp | -      | -    | -          | -    | -           | -    | -        | -   | -   | -   | -   | - | -   | -   | -   | -   | -   |     |
| RICE                 | 1/31/15  |    | dnp | -      | -    | -          | -    | -           | -    | -        | -   | -   | -   | -   | - | -   | -   | -   | -   | -   |     |
| at WKU               | 2/5/15   |    | dnp | -      | -    | -          | -    | -           | -    | -        | -   | -   | -   | -   | - | -   | -   | -   | -   | -   |     |
| UAB                  | 2/12/15  |    | dnp | -      | -    | -          | -    | -           | -    | -        | -   | -   | -   | -   | - | -   | -   | -   | -   | -   |     |
| MIDDLE TENNESSEE     | 2/14/15  |    | dnp | -      | -    | -          | -    | -           | -    | -        | -   | -   | -   | -   | - | -   | -   | -   | -   | -   |     |
| at FAU               | 2/19/15  |    | dnp | -      | -    | -          | -    | -           | -    | -        | -   | -   | -   | -   | - | -   | -   | -   | -   | -   |     |
| at FIU               | 2/21/15  |    | dnp | -      | -    | -          | -    | -           | -    | -        | -   | -   | -   | -   | - | -   | -   | -   | -   | -   |     |
| CHARLOTTE            | 2/26/15  |    | dnp | -      | -    | -          | -    | -           | -    | -        | -   | -   | -   | -   | - | -   | -   | -   | -   | -   |     |
| OLD DOMINION         | 2/28/15  |    | dnp | -      | -    | -          | -    | -           | -    | -        | -   | -   | -   | -   | - | -   | -   | -   | -   | -   |     |
| at UTEP              | 3/5/15   |    | dnp | -      | -    | -          | -    | -           | -    | -        | -   | -   | -   | -   | - | -   | -   | -   | -   | -   |     |
| at UTSA              | 3/7/15   |    | dnp | -      | -    | -          | -    | -           | -    | -        | -   | -   | -   | -   | - | -   | -   | -   | -   | -   |     |
| <b>Totals</b>        |          |    | 1   | 30     | 2-4  | .500       | 0-1  | .000        | 1-2  | .500     | 0   | 4   | 4   | 1.0 | 6 | 2   | 4   | 0   | 0   | 5   | 1.3 |

Games played: 4  
Minutes/game: 7.5  
Points/game: 1.3  
FG Pct: 50.0  
3FG Pct: 0.0  
FT Pct: 50.0

Rebounds/game: 1.0  
Assists/game: 0.5  
Turnovers/game: 1.0  
Assist/turnover ratio: 0.5





3

DEANDRE HARRIS

So. ▶ G ▶ 6-3 ▶ 180 Milwaukee, Wisc. ▶ (Tyler JC)



CAREER HIGHS

Points: 20, UTEP -- 1/2/15
Rebounds: 7, UAB -- 2/12/15
Assists: 4, at Rice -- 01/10/15
Steals: 3, Charlotte -- 2/26/15
Blocks: 2, Langston -- 12/17/14
FG made: 7, Charlotte -- 2/26/15
FG attempts: 13, Charlotte -- 2/26/15
3FG made: 3, UTEP -- 1/2/15; Creighton -- 12/21/14
3FG attempts: 5, UTEP -- 1/2/15
FT made: 6, Middle Tennessee -- 2/14/15
FT attempts: 8, at Marshall -- 02/07/15; Middle Tennessee -- 2/14/15

2014-15 STATS

Table with columns for Opponent, Date, gs, min, Total fg-fga, pct, 3-Pointers 3fg-fga, pct, Free throws ft-fta, pct, Rebounds off, def, tot, avg, pf, a, t/o, blk, stl, pts, avg. Includes rows for various opponents like ARKANSAS-MONTICELLO, NICHOLLS STATE, DELAWARE STATE, etc., and a Totals row.

Games played: 26
Minutes/game: 18.7
Points/game: 6.7
FG Pct: 38.0
3FG Pct: 23.8
FT Pct: 56.5

Rebounds/game: 2.5
Assists/game: 1.0
Turnovers/game: 2.0
Assist/turnover ratio: 0.5
Steals/game: 0.8
Blocks/game: 0.1



# 10

## CHRIS CAMPBELL

Jr. ▶ G ▶ 6-3 ▶ 185  
Houston ▶  
(Jacksonville College)



### ↳ CAREER HIGHS

Rebounds: 2, at UTEP -- 03/05/15; at Stephen F. Austin -- 12/14/14; at UTEP  
Assists: 2, at UTEP -- 03/05/15; at UTEP -- 3/5/15  
FG attempts: 1, at Stephen F. Austin -- 12/14/14; Old Dominion -- 2/28/15  
3FG attempts: 1, Old Dominion -- 2/28/15

### ↳ 2014-15 STATS

| Opponent             | Date     | gs       | min       | Total      |             | 3-Pointers |             | Free throws |             | Rebounds |          |          |            | pf       | a        | t/o      | blk      | stl      | pts      | avg        |
|----------------------|----------|----------|-----------|------------|-------------|------------|-------------|-------------|-------------|----------|----------|----------|------------|----------|----------|----------|----------|----------|----------|------------|
|                      |          |          |           | fg-fga     | pct         | 3fg-fga    | pct         | ft-fta      | pct         | off      | def      | tot      | avg        |          |          |          |          |          |          |            |
| ARKANSAS-MONTICELLO  | 11/14/14 |          | dnp       | -          | -           | -          | -           | -           | -           | -        | -        | -        | -          | -        | -        | -        | -        | -        | -        | -          |
| NICHOLLS STATE       | 11/17/14 |          | dnp       | -          | -           | -          | -           | -           | -           | -        | -        | -        | -          | -        | -        | -        | -        | -        | -        | -          |
| DELAWARE STATE       | 11/19/14 |          | dnp       | -          | -           | -          | -           | -           | -           | -        | -        | -        | -          | -        | -        | -        | -        | -        | -        | -          |
| IONA                 | 11/23/14 |          | dnp       | -          | -           | -          | -           | -           | -           | -        | -        | -        | -          | -        | -        | -        | -        | -        | -        | -          |
| MISSISSIPPI VALLEY   | 11/26/14 |          | dnp       | -          | -           | -          | -           | -           | -           | -        | -        | -        | -          | -        | -        | -        | -        | -        | -        | -          |
| at Oklahoma State    | 12/3/14  |          | dnp       | -          | -           | -          | -           | -           | -           | -        | -        | -        | -          | -        | -        | -        | -        | -        | -        | -          |
| at Stephen F. Austin | 12/14/14 | 5        | 5         | 0-1        | .000        | 0-0        | .000        | 0-0         | .000        | 1        | 1        | 2        | 2.0        | 2        | 0        | 0        | 0        | 0        | 0        | 0.0        |
| LANGSTON             | 12/17/14 |          | dnp       | -          | -           | -          | -           | -           | -           | -        | -        | -        | -          | -        | -        | -        | -        | -        | -        | -          |
| CREIGHTON            | 12/21/14 |          | dnp       | -          | -           | -          | -           | -           | -           | -        | -        | -        | -          | -        | -        | -        | -        | -        | -        | -          |
| PRAIRIE VIEW         | 12/23/14 |          | dnp       | -          | -           | -          | -           | -           | -           | -        | -        | -        | -          | -        | -        | -        | -        | -        | -        | -          |
| at Texas Tech        | 12/29/14 |          | dnp       | -          | -           | -          | -           | -           | -           | -        | -        | -        | -          | -        | -        | -        | -        | -        | -        | -          |
| UTEP                 | 1/2/15   |          | dnp       | -          | -           | -          | -           | -           | -           | -        | -        | -        | -          | -        | -        | -        | -        | -        | -        | -          |
| UTSA                 | 1/4/15   |          | dnp       | -          | -           | -          | -           | -           | -           | -        | -        | -        | -          | -        | -        | -        | -        | -        | -        | -          |
| at Rice              | 1/10/15  |          | dnp       | -          | -           | -          | -           | -           | -           | -        | -        | -        | -          | -        | -        | -        | -        | -        | -        | -          |
| at Charlotte         | 1/15/15  | 2        | 2         | 0-0        | .000        | 0-0        | .000        | 0-0         | .000        | 0        | 0        | 0        | 1.0        | 2        | 0        | 0        | 0        | 0        | 0        | 0.0        |
| at Old Dominion      | 1/17/15  | 1        | 1         | 0-0        | .000        | 0-0        | .000        | 0-0         | .000        | 0        | 0        | 0        | 0.7        | 0        | 0        | 0        | 0        | 0        | 0        | 0.0        |
| LA TECH              | 1/22/15  |          | dnp       | -          | -           | -          | -           | -           | -           | -        | -        | -        | -          | -        | -        | -        | -        | -        | -        | -          |
| SOUTHERN MISS        | 1/24/15  |          | dnp       | -          | -           | -          | -           | -           | -           | -        | -        | -        | -          | -        | -        | -        | -        | -        | -        | -          |
| RICE                 | 1/31/15  | 1        | 1         | 0-0        | .000        | 0-0        | .000        | 0-0         | .000        | 0        | 0        | 0        | 0.5        | 0        | 0        | 0        | 0        | 0        | 0        | 0.0        |
| at WKU               | 2/5/15   |          | dnp       | -          | -           | -          | -           | -           | -           | -        | -        | -        | -          | -        | -        | -        | -        | -        | -        | -          |
| UAB                  | 2/12/15  |          | dnp       | -          | -           | -          | -           | -           | -           | -        | -        | -        | -          | -        | -        | -        | -        | -        | -        | -          |
| MIDDLE TENNESSEE     | 2/14/15  |          | dnp       | -          | -           | -          | -           | -           | -           | -        | -        | -        | -          | -        | -        | -        | -        | -        | -        | -          |
| at FAU               | 2/19/15  |          | dnp       | -          | -           | -          | -           | -           | -           | -        | -        | -        | -          | -        | -        | -        | -        | -        | -        | -          |
| at FIU               | 2/21/15  |          | dnp       | -          | -           | -          | -           | -           | -           | -        | -        | -        | -          | -        | -        | -        | -        | -        | -        | -          |
| CHARLOTTE            | 2/26/15  |          | dnp       | -          | -           | -          | -           | -           | -           | -        | -        | -        | -          | -        | -        | -        | -        | -        | -        | -          |
| OLD DOMINION         | 2/28/15  | 2        | 2         | 0-1        | .000        | 0-1        | .000        | 0-0         | .000        | 0        | 1        | 1        | 0.6        | 0        | 0        | 0        | 0        | 0        | 0        | 0.0        |
| at UTEP              | 3/5/15   | 4        | 4         | 0-0        | .000        | 0-0        | .000        | 0-0         | .000        | 0        | 2        | 2        | 0.8        | 1        | 2        | 0        | 0        | 0        | 0        | 0.0        |
| at UTSA              | 3/7/15   | 1        | 1         | 0-0        | .000        | 0-0        | .000        | 0-0         | .000        | 0        | 0        | 0        | 0.7        | 0        | 0        | 0        | 0        | 0        | 0        | 0.0        |
| <b>Totals</b>        |          | <b>0</b> | <b>16</b> | <b>0-2</b> | <b>.000</b> | <b>0-1</b> | <b>.000</b> | <b>0-0</b>  | <b>.000</b> | <b>1</b> | <b>4</b> | <b>5</b> | <b>0.7</b> | <b>5</b> | <b>2</b> | <b>0</b> | <b>0</b> | <b>0</b> | <b>0</b> | <b>0.0</b> |

Games played: 7  
Minutes/game: 2.3  
FG Pct: 0.0  
3FG Pct: 0.0

Rebounds/game: 0.7  
Assists/game: 0.3  
Assist/turnover ratio: 99.9







# 21

**T.J.  
TAYLOR**

Sr. ▶ G ▶ 6-3 ▶ 215  
Denison, Texas ▶  
(Marquette)



### ↳ CAREER HIGHS

Points: 24, vs Idaho -- 11/22/13  
Rebounds: 8, LA Tech -- 1/22/15; Tulsa -- 3/6/13  
Assists: 5, Creighton -- 12/21/14; Prairie View -- 12/23/14; Charlotte -- 2/26/15  
Steals: 4 [t-6th], Charlotte -- 2/26/15  
Blocks: 2, Mississippi Valley -- 11/26/14  
FG made: 9 [t-8th], vs Idaho -- 11/22/13  
FG attempts: 14, at Portland -- 11/23/13  
3FG made: 4 [t-7th], at Arkansas -- 11/28/14  
3FG attempts: 7, at Arkansas -- 11/28/14  
FT made: 9, Tulane -- 1/11/14  
FT attempts: 12 [t-7th], Tulane -- 1/11/14

### ↳ 2014-15 STATS

| Opponent             | Date     | gs | min | Total  |        | 3-Pointers |       | Free throws |       | Rebounds |     |     |     | pf  | a  | t/o | blk | stl | pts | avg  |     |
|----------------------|----------|----|-----|--------|--------|------------|-------|-------------|-------|----------|-----|-----|-----|-----|----|-----|-----|-----|-----|------|-----|
|                      |          |    |     | fg-fga | pct    | 3fg-fga    | pct   | ft-fta      | pct   | off      | def | tot | avg |     |    |     |     |     |     |      |     |
| ARKANSAS-MONTICELLO  | 11/14/14 |    | dnp |        |        |            |       |             |       |          |     |     |     |     |    |     |     |     |     |      |     |
| NICHOLLS STATE       | 11/17/14 |    | 25  | 4-8    | .500   | 1-2        | .500  | 5-6         | .833  | 3        | 4   | 7   | 7.0 | 1   | 1  | 1   | 0   | 1   | 14  | 14.0 |     |
| DELAWARE STATE       | 11/19/14 |    | 20  | 3-8    | .375   | 0-3        | .000  | 1-2         | .500  | 1        | 4   | 5   | 6.0 | 1   | 2  | 2   | 0   | 1   | 7   | 10.5 |     |
| IONA                 | 11/23/14 |    | 24  | 4-8    | .500   | 0-2        | .000  | 1-1         | 1.000 | 0        | 1   | 1   | 4.3 | 1   | 1  | 1   | 0   | 0   | 9   | 10.0 |     |
| MISSISSIPPI VALLEY   | 11/26/14 | *  | 26  | 3-5    | .600   | 1-3        | .333  | 0-0         | .000  | 0        | 2   | 2   | 3.8 | 1   | 4  | 3   | 2   | 2   | 7   | 9.3  |     |
| at Arkansas          | 11/28/14 | *  | 36  | 6-9    | .667   | 4-7        | .571  | 0-1         | .000  | 1        | 5   | 6   | 4.2 | 1   | 4  | 3   | 0   | 0   | 16  | 10.6 |     |
| at Oklahoma State    | 12/3/14  | *  | 23  | 2-4    | .500   | 1-3        | .333  | 0-0         | .000  | 1        | 3   | 4   | 4.2 | 1   | 0  | 4   | 0   | 0   | 5   | 9.7  |     |
| at Stephen F. Austin | 12/14/14 |    | dnp |        |        |            |       |             |       |          |     |     |     |     |    |     |     |     |     |      |     |
| LANGSTON             | 12/17/14 | *  | 23  | 1-4    | .250   | 1-2        | .500  | 4-5         | .800  | 0        | 3   | 3   | 4.0 | 1   | 4  | 2   | 0   | 0   | 7   | 9.3  |     |
| CREIGHTON            | 12/21/14 | *  | 36  | 0-5    | .000   | 0-1        | .000  | 7-8         | .875  | 1        | 5   | 6   | 4.3 | 1   | 5  | 3   | 1   | 2   | 7   | 9.0  |     |
| PRAIRIE VIEW         | 12/23/14 | *  | 35  | 3-9    | .333   | 1-4        | .250  | 2-2         | 1.000 | 1        | 2   | 3   | 4.1 | 1   | 5  | 2   | 0   | 1   | 9   | 9.0  |     |
| at Texas Tech        | 12/29/14 | *  | 28  | 1-5    | .200   | 0-2        | .000  | 0-0         | .000  | 2        | 1   | 3   | 4.0 | 1   | 1  | 1   | 0   | 3   | 2   | 8.3  |     |
| UTEP                 | 1/2/15   |    | 17  | 1-3    | .333   | 1-2        | .500  | 0-0         | .000  | 0        | 3   | 3   | 3.9 | 1   | 1  | 2   | 0   | 0   | 3   | 7.8  |     |
| UTSA                 | 1/4/15   |    | dnp |        |        |            |       |             |       |          |     |     |     |     |    |     |     |     |     |      |     |
| at Rice              | 1/10/15  |    | dnp |        |        |            |       |             |       |          |     |     |     |     |    |     |     |     |     |      |     |
| at Charlotte         | 1/15/15  |    | 12  | 0-1    | .000   | 0-1        | .000  | 0-0         | .000  | 0        | 0   | 0   | 3.6 | 1   | 2  | 1   | 0   | 1   | 0   | 7.2  |     |
| at Old Dominion      | 1/17/15  |    | 29  | 2-6    | .333   | 1-3        | .333  | 0-0         | .000  | 0        | 2   | 2   | 3.5 | 0   | 2  | 2   | 1   | 1   | 5   | 7.0  |     |
| LA TECH              | 1/22/15  |    | 31  | 5-11   | .455   | 2-4        | .500  | 4-6         | .667  | 1        | 7   | 8   | 3.8 | 0   | 1  | 5   | 0   | 2   | 16  | 7.6  |     |
| SOUTHERN MISS        | 1/24/15  | *  | 39  | 3-8    | .375   | 1-4        | .250  | 0-0         | .000  | 0        | 4   | 4   | 3.8 | 1   | 3  | 3   | 0   | 1   | 7   | 7.6  |     |
| RICE                 | 1/31/15  | *  | 28  | 4-6    | .667   | 0-1        | .000  | 3-3         | 1.000 | 1        | 4   | 5   | 3.9 | 2   | 2  | 2   | 0   | 0   | 11  | 7.8  |     |
| at WKU               | 2/5/15   | *  | 34  | 3-8    | .375   | 1-3        | .333  | 1-2         | .500  | 0        | 1   | 1   | 3.7 | 1   | 2  | 2   | 0   | 1   | 8   | 7.8  |     |
| at Marshall          | 2/7/15   | *  | 35  | 3-8    | .375   | 3-6        | .500  | 0-0         | .000  | 0        | 0   | 0   | 3.5 | 1   | 3  | 1   | 1   | 0   | 9   | 7.9  |     |
| UAB                  | 2/12/15  | *  | 31  | 3-6    | .500   | 1-2        | .500  | 2-2         | 1.000 | 0        | 1   | 1   | 3.4 | 1   | 0  | 1   | 0   | 0   | 9   | 7.9  |     |
| MIDDLE TENNESSEE     | 2/14/15  | *  | 27  | 2-6    | .333   | 0-2        | .000  | 1-2         | .500  | 1        | 2   | 3   | 3.4 | 1   | 3  | 1   | 0   | 1   | 5   | 7.8  |     |
| at FAU               | 2/19/15  | *  | 33  | 4-4    | 1.000  | 0-0        | .000  | 0-0         | .000  | 0        | 4   | 4   | 3.4 | 2   | 0  | 2   | 0   | 0   | 8   | 7.8  |     |
| at FIU               | 2/21/15  | *  | 32  | 7-12   | .583   | 3-5        | .600  | 1-1         | 1.000 | 0        | 0   | 0   | 3.2 | 1   | 1  | 0   | 0   | 2   | 18  | 8.3  |     |
| CHARLOTTE            | 2/26/15  | *  | 36  | 5-11   | .455   | 1-3        | .333  | 0-2         | .000  | 4        | 2   | 6   | 3.3 | 1   | 5  | 1   | 0   | 4   | 11  | 8.4  |     |
| OLD DOMINION         | 2/28/15  | *  | 33  | 3-8    | .375   | 2-6        | .333  | 4-6         | .667  | 0        | 2   | 2   | 3.3 | 4   | 2  | 4   | 0   | 0   | 12  | 8.5  |     |
| at UTEP              | 3/5/15   | *  | 21  | 2-5    | .400   | 2-4        | .500  | 0-0         | .000  | 0        | 0   | 0   | 3.2 | 1   | 1  | 6   | 0   | 0   | 6   | 8.4  |     |
| at UTSA              | 3/7/15   | *  | 35  | 3-8    | .375   | 2-6        | .333  | 0-0         | .000  | 0        | 3   | 3   | 3.2 | 2   | 4  | 3   | 1   | 3   | 8   | 8.4  |     |
| Totals               |          |    | 19  | 749    | 77-176 | .438       | 29-81 | .358        | 36-49 | .735     | 17  | 65  | 82  | 3.2 | 30 | 59  | 58  | 6   | 26  | 219  | 8.4 |

Games played: 26  
Minutes/game: 28.8  
Points/game: 8.4  
FG Pct: 43.8  
3FG Pct: 35.8  
FT Pct: 73.5

Rebounds/game: 3.2  
Assists/game: 2.3  
Turnovers/game: 2.2  
Assist/turnover ratio: 1.0  
Steals/game: 1.0  
Blocks/game: 0.2

### ↳ CAREER STATS

| Season  | gp-gs | min/avg   | Total   |      | 3-Point |      | F-Throws |      | Rebounds |     |     |     | Scoring |    |     |     |     |     |     |     |
|---------|-------|-----------|---------|------|---------|------|----------|------|----------|-----|-----|-----|---------|----|-----|-----|-----|-----|-----|-----|
|         |       |           | fg-fga  | pct  | fg-fga  | pct  | ft-fta   | pct  | off      | def | tot | avg | pf      | fo | ast | to  | blk | stl | pts | avg |
| 2013-14 | 30-2  | 569/19.0  | 76-170  | .447 | 17-57   | .298 | 40-66    | .606 | 28       | 59  | 87  | 2.9 | 48      | 0  | 38  | 46  | 6   | 19  | 209 | 7.0 |
| 2014-15 | 26-19 | 749/28.8  | 77-176  | .438 | 29-81   | .358 | 36-49    | .735 | 17       | 65  | 82  | 3.2 | 30      | 0  | 59  | 58  | 6   | 26  | 219 | 8.4 |
| TOTAL   | 56-21 | 1318/23.5 | 153-346 | .442 | 46-138  | .333 | 76-115   | .661 | 45       | 124 | 169 | 3.0 | 78      | 0  | 97  | 104 | 12  | 45  | 428 | 7.6 |

# 23

## JORDAN WILLIAMS

Sr. ▶ G ▶ 6-6 ▶ 202  
Dallas ▶  
(Kimball HS)



### ↳ CAREER HIGHS

Points: 31 [t-2nd], Louisiana-Lafayette -- 1/31/13  
Rebounds: 14 [9th], vs RICE -- 03/11/14  
Assists: 9 [t-2nd], Arkansas-Monticello -- 11/14/14  
Steals: 4 [t-6th], Mississippi Valley -- 11/26/14; Mississippi St. -- 11/27/11  
Blocks: 3, Cameron -- 11/16/12; ULM -- 11/16/12  
FG made: 12 [1st], Louisiana-Lafayette -- 1/31/13  
FG attempts: 19 [t-2nd], at Charlotte -- 01/15/15; Southern Miss -- 1/24/15  
3FG made: 7 [1st], Troy -- 2/6/13  
3FG attempts: 9 [t-3rd], Troy -- 2/16/13  
FT made: 11 [t-4th], Nicholls State -- 11/17/14  
FT attempts: 12 [t-7th], at MARSHALL -- 01/16/13; Nicholls State -- 11/17/14

### ↳ 2014-15 STATS

| Opponent             | Date     | gs | min | Total  |         | 3-Pointers |        | Free throws |         | Rebounds |     |     |     | pf  | a  | t/o | blk | stl | pts | avg  |      |
|----------------------|----------|----|-----|--------|---------|------------|--------|-------------|---------|----------|-----|-----|-----|-----|----|-----|-----|-----|-----|------|------|
|                      |          |    |     | fg-fga | pct     | 3fg-fga    | pct    | ft-fa       | pct     | off      | def | tot | avg |     |    |     |     |     |     |      |      |
| ARKANSAS-MONTICELLO  | 11/14/14 | *  | 31  | 4-11   | .364    | 2-3        | .667   | 2-2         | 1.000   | 1        | 3   | 4   | 4.0 | 2   | 9  | 1   | 0   | 2   | 12  | 12.0 |      |
| NICHOLLS STATE       | 11/17/14 | *  | 38  | 5-17   | .294    | 0-5        | .000   | 11-12       | .917    | 2        | 8   | 10  | 7.0 | 1   | 2  | 7   | 0   | 2   | 21  | 16.5 |      |
| DELAWARE STATE       | 11/19/14 | *  | 31  | 6-13   | .462    | 2-7        | .286   | 3-4         | .750    | 0        | 3   | 3   | 5.7 | 1   | 3  | 4   | 0   | 2   | 17  | 16.7 |      |
| IONA                 | 11/23/14 | *  | 27  | 5-11   | .455    | 1-5        | .200   | 0-0         | .000    | 1        | 1   | 2   | 4.8 | 3   | 1  | 3   | 2   | 0   | 11  | 15.3 |      |
| MISSISSIPPI VALLEY   | 11/26/14 | *  | 34  | 2-6    | .333    | 0-4        | .000   | 3-4         | .750    | 1        | 4   | 5   | 4.8 | 2   | 3  | 4   | 0   | 4   | 7   | 13.6 |      |
| at Arkansas          | 11/28/14 | *  | 31  | 5-15   | .333    | 3-6        | .500   | 2-2         | 1.000   | 0        | 2   | 2   | 4.3 | 2   | 2  | 3   | 2   | 1   | 15  | 13.8 |      |
| at Oklahoma State    | 12/3/14  | *  | 32  | 3-9    | .333    | 2-3        | .667   | 3-4         | .750    | 0        | 0   | 0   | 3.7 | 1   | 0  | 1   | 0   | 1   | 11  | 13.4 |      |
| at Stephen F. Austin | 12/14/14 | *  | 40  | 4-10   | .400    | 2-6        | .333   | 5-6         | .833    | 1        | 4   | 5   | 3.9 | 3   | 1  | 4   | 1   | 2   | 15  | 13.6 |      |
| LANGSTON             | 12/17/14 | *  | 34  | 8-14   | .571    | 2-4        | .500   | 2-6         | .333    | 3        | 8   | 11  | 4.7 | 0   | 2  | 0   | 2   | 3   | 20  | 14.3 |      |
| CREIGHTON            | 12/21/14 | *  | 36  | 5-11   | .455    | 1-2        | .500   | 2-4         | .500    | 2        | 5   | 7   | 4.9 | 2   | 3  | 2   | 0   | 2   | 13  | 14.2 |      |
| PRAIRIE VIEW         | 12/23/14 | *  | 31  | 6-16   | .375    | 1-6        | .167   | 2-4         | .500    | 3        | 4   | 7   | 5.1 | 2   | 4  | 5   | 0   | 1   | 15  | 14.3 |      |
| at Texas Tech        | 12/29/14 | *  | 36  | 7-17   | .412    | 1-7        | .143   | 5-6         | .833    | 3        | 3   | 6   | 5.2 | 3   | 0  | 0   | 1   | 0   | 20  | 14.8 |      |
| UTEP                 | 1/2/15   | *  | 40  | 5-14   | .357    | 1-6        | .167   | 3-6         | .500    | 1        | 4   | 5   | 5.2 | 4   | 3  | 4   | 0   | 1   | 14  | 14.7 |      |
| UTSA                 | 1/4/15   | *  | 40  | 6-13   | .462    | 2-7        | .286   | 3-4         | .750    | 3        | 3   | 6   | 5.2 | 4   | 0  | 2   | 0   | 0   | 17  | 14.9 |      |
| at Rice              | 1/10/15  | *  | 36  | 5-8    | .625    | 1-3        | .333   | 4-4         | 1.000   | 1        | 5   | 6   | 5.3 | 2   | 2  | 5   | 1   | 2   | 15  | 14.9 |      |
| at Charlotte         | 1/15/15  | *  | 36  | 6-19   | .316    | 1-7        | .143   | 2-2         | 1.000   | 0        | 3   | 3   | 5.1 | 2   | 3  | 1   | 1   | 3   | 15  | 14.9 |      |
| at Old Dominion      | 1/17/15  | *  | 36  | 8-17   | .471    | 1-5        | .200   | 6-10        | .600    | 2        | 2   | 4   | 5.1 | 2   | 1  | 1   | 1   | 2   | 23  | 15.4 |      |
| LA TECH              | 1/22/15  | *  | 38  | 6-17   | .353    | 2-5        | .400   | 2-2         | 1.000   | 4        | 5   | 9   | 5.3 | 1   | 2  | 2   | 0   | 2   | 16  | 15.4 |      |
| SOUTHERN MISS        | 1/24/15  | *  | 41  | 6-19   | .316    | 4-8        | .500   | 3-5         | .600    | 1        | 3   | 4   | 5.2 | 1   | 2  | 3   | 1   | 2   | 19  | 15.6 |      |
| RICE                 | 1/31/15  | *  | 35  | 7-12   | .583    | 3-5        | .600   | 2-4         | .500    | 0        | 1   | 1   | 5.0 | 2   | 3  | 3   | 0   | 3   | 19  | 15.8 |      |
| at WKU               | 2/5/15   | *  | 29  | 5-16   | .313    | 1-6        | .167   | 2-2         | 1.000   | 1        | 4   | 5   | 5.0 | 4   | 1  | 1   | 0   | 1   | 13  | 15.6 |      |
| at Marshall          | 2/7/15   | *  | 30  | 8-17   | .471    | 2-6        | .333   | 5-6         | .833    | 1        | 1   | 2   | 4.9 | 3   | 2  | 4   | 0   | 0   | 23  | 16.0 |      |
| UAB                  | 2/12/15  | *  | 35  | 4-13   | .308    | 0-3        | .000   | 6-7         | .857    | 2        | 8   | 10  | 5.1 | 3   | 1  | 4   | 0   | 2   | 14  | 15.9 |      |
| MIDDLE TENNESSEE     | 2/14/15  | *  | 35  | 6-12   | .500    | 1-4        | .250   | 3-6         | .500    | 2        | 3   | 5   | 5.1 | 3   | 0  | 3   | 2   | 4   | 16  | 15.9 |      |
| at FAU               | 2/19/15  | *  | 28  | 3-8    | .375    | 1-3        | .333   | 2-4         | .500    | 2        | 4   | 6   | 5.1 | 3   | 3  | 2   | 0   | 0   | 9   | 15.6 |      |
| at FIU               | 2/21/15  | *  | 34  | 4-12   | .333    | 0-4        | .000   | 8-9         | .889    | 1        | 5   | 6   | 5.2 | 1   | 3  | 2   | 1   | 0   | 16  | 15.6 |      |
| CHARLOTTE            | 2/26/15  | *  | 32  | 7-11   | .636    | 3-4        | .750   | 0-0         | .000    | 0        | 5   | 5   | 5.1 | 3   | 1  | 0   | 0   | 0   | 17  | 15.7 |      |
| OLD DOMINION         | 2/28/15  | *  | 38  | 1-5    | .200    | 0-3        | .000   | 6-9         | .667    | 0        | 3   | 3   | 5.1 | 2   | 2  | 4   | 0   | 1   | 8   | 15.4 |      |
| at UTEP              | 3/5/15   | *  | 37  | 4-13   | .308    | 0-4        | .000   | 0-0         | .000    | 1        | 3   | 4   | 5.0 | 1   | 3  | 2   | 0   | 1   | 8   | 15.1 |      |
| at UTSA              | 3/7/15   | *  | 28  | 1-5    | .200    | 0-2        | .000   | 7-9         | .778    | 2        | 1   | 3   | 5.0 | 2   | 1  | 3   | 0   | 0   | 9   | 14.9 |      |
| Totals               |          |    | 30  | 1029   | 152-381 | .399       | 40-143 | .280        | 104-143 | .727     | 41  | 108 | 149 | 5.0 | 65 | 63  | 80  | 15  | 44  | 448  | 14.9 |

Games played: 30  
Minutes/game: 34.3  
Points/game: 14.9  
FG Pct: 39.9  
3FG Pct: 28.0  
FT Pct: 72.7

Rebounds/game: 5.0  
Assists/game: 2.1  
Turnovers/game: 2.7  
Assist/turnover ratio: 0.8  
Steals/game: 1.5  
Blocks/game: 0.5

### ↳ CAREER STATS

| Season  | gp-gs  | min/avg   | Total    |      | 3-Point |      | F-Throws |      | Rebounds |     |     |     | Scoring |    |     |     |     |     |      |      |
|---------|--------|-----------|----------|------|---------|------|----------|------|----------|-----|-----|-----|---------|----|-----|-----|-----|-----|------|------|
|         |        |           | fg-fga   | pct  | fg-fga  | pct  | ft-fa    | pct  | off      | def | tot | avg | pf      | fo | ast | to  | blk | stl | pts  | avg  |
| 2011-12 | 19-13  | 480/25.3  | 71-173   | .410 | 23-84   | .274 | 42-54    | .778 | 36       | 40  | 76  | 4.0 | 39      | 0  | 25  | 41  | 9   | 21  | 207  | 10.9 |
| 2012-13 | 32-28  | 1014/31.7 | 153-368  | .416 | 46-135  | .341 | 101-138  | .732 | 50       | 69  | 119 | 3.7 | 72      | 2  | 23  | 69  | 18  | 23  | 453  | 14.2 |
| 2013-14 | 32-23  | 833/26.0  | 127-316  | .402 | 33-109  | .303 | 98-128   | .766 | 56       | 146 | 202 | 6.3 | 70      | 0  | 14  | 60  | 15  | 26  | 385  | 12.0 |
| 2014-15 | 30-30  | 1029/34.3 | 152-381  | .399 | 40-143  | .280 | 104-143  | .727 | 41       | 108 | 149 | 5.0 | 65      | 0  | 63  | 80  | 15  | 44  | 448  | 14.9 |
| TOTAL   | 113-94 | 3356/29.7 | 503-1238 | .406 | 142-471 | .301 | 345-463  | .745 | 183      | 363 | 546 | 4.8 | 246     | 2  | 125 | 250 | 57  | 114 | 1493 | 13.2 |

# 25

## ARMANI FLANNIGAN

Sr. ▶ F ▶ 6-8 ▶ 200  
Rockford, Ill. ▶  
(Central Wyoming St.)



### ↳ CAREER HIGHS

Points: 14, at WKU -- 12/05/15  
Rebounds: 8, Iona -- 11/23/14  
Assists: 1, 10 times  
Steals: 3, Delaware State -- 11/19/14; at Texas Tech -- 12/29/14  
Blocks: 3, at FIU -- 02/20/14; Rice -- 1/31/15; vs Columbia -- 11/21/13  
FG made: 6, at WKU -- 12/05/15  
FG attempts: 8, at WKU -- 12/05/15  
3FG attempts: 1, at UTSA -- 2/27/14  
FT made: 4, Delaware State -- 11/19/14  
FT attempts: 7, Northwood -- 11/8/13

### ↳ 2014-15 STATS

| Opponent             | Date     | gs | min | Total  |       | 3-Pointers |      | Free throws |       | Rebounds |     |     |     | pf  | a  | t/o | blk | stl | pts | avg |     |
|----------------------|----------|----|-----|--------|-------|------------|------|-------------|-------|----------|-----|-----|-----|-----|----|-----|-----|-----|-----|-----|-----|
|                      |          |    |     | fg-fga | pct   | 3fg-fga    | pct  | ft-fta      | pct   | off      | def | tot | avg |     |    |     |     |     |     |     |     |
| ARKANSAS-MONTICELLO  | 11/14/14 |    | 16  | 3-3    | 1.000 | 0-0        | .000 | 0-2         | .000  | 0        | 3   | 3   | 3.0 | 0   | 0  | 0   | 1   | 0   | 6   | 6.0 |     |
| NICHOLLS STATE       | 11/17/14 |    | 25  | 3-4    | .750  | 0-0        | .000 | 3-6         | .500  | 3        | 3   | 6   | 4.5 | 3   | 0  | 0   | 0   | 2   | 9   | 7.5 |     |
| DELAWARE STATE       | 11/19/14 |    | 22  | 3-4    | .750  | 0-0        | .000 | 4-4         | 1.000 | 1        | 1   | 2   | 3.7 | 2   | 0  | 0   | 0   | 3   | 10  | 8.3 |     |
| IONA                 | 11/23/14 | *  | 24  | 3-6    | .500  | 0-0        | .000 | 3-5         | .600  | 4        | 4   | 8   | 4.8 | 2   | 0  | 0   | 1   | 0   | 9   | 8.5 |     |
| MISSISSIPPI VALLEY   | 11/26/14 | *  | 12  | 2-7    | .286  | 0-0        | .000 | 3-6         | .500  | 1        | 3   | 4   | 4.6 | 3   | 0  | 1   | 1   | 0   | 7   | 8.2 |     |
| at Arkansas          | 11/28/14 | *  | 18  | 0-4    | .000  | 0-0        | .000 | 1-2         | .500  | 1        | 1   | 2   | 4.2 | 2   | 0  | 0   | 0   | 0   | 1   | 7.0 |     |
| at Oklahoma State    | 12/3/14  | *  | 9   | 1-5    | .200  | 0-0        | .000 | 0-0         | .000  | 1        | 0   | 1   | 3.7 | 0   | 0  | 0   | 0   | 0   | 2   | 6.3 |     |
| at Stephen F. Austin | 12/14/14 | *  | 7   | 0-1    | .000  | 0-0        | .000 | 1-2         | .500  | 0        | 1   | 1   | 3.4 | 1   | 0  | 0   | 1   | 0   | 1   | 5.6 |     |
| LANGSTON             | 12/17/14 |    | 13  | 1-1    | 1.000 | 0-0        | .000 | 0-0         | .000  | 1        | 1   | 2   | 3.2 | 3   | 0  | 2   | 1   | 1   | 2   | 5.2 |     |
| CREIGHTON            | 12/21/14 |    | 14  | 1-2    | .500  | 0-0        | .000 | 1-1         | 1.000 | 1        | 2   | 3   | 3.2 | 0   | 0  | 1   | 1   | 0   | 3   | 5.0 |     |
| PRAIRIE VIEW         | 12/23/14 |    | 15  | 2-2    | 1.000 | 0-0        | .000 | 0-0         | .000  | 0        | 2   | 2   | 3.1 | 0   | 0  | 3   | 1   | 1   | 4   | 4.9 |     |
| at Texas Tech        | 12/29/14 |    | 21  | 2-5    | .400  | 0-0        | .000 | 0-3         | .000  | 1        | 1   | 2   | 3.0 | 0   | 0  | 2   | 2   | 3   | 4   | 4.8 |     |
| UTEP                 | 1/2/15   |    | 11  | 2-4    | .500  | 0-0        | .000 | 1-2         | .500  | 2        | 0   | 2   | 2.9 | 0   | 0  | 0   | 0   | 1   | 5   | 4.8 |     |
| UTSA                 | 1/4/15   |    | 10  | 1-3    | .333  | 0-0        | .000 | 0-0         | .000  | 0        | 1   | 1   | 2.8 | 0   | 0  | 2   | 0   | 0   | 2   | 4.6 |     |
| at Rice              | 1/10/15  |    | 5   | 0-1    | .000  | 0-0        | .000 | 0-0         | .000  | 0        | 0   | 0   | 2.6 | 0   | 0  | 1   | 0   | 1   | 0   | 4.3 |     |
| at Charlotte         | 1/15/15  |    | 4   | 0-1    | .000  | 0-0        | .000 | 2-2         | 1.000 | 0        | 1   | 1   | 2.5 | 2   | 0  | 1   | 0   | 0   | 2   | 4.2 |     |
| at Old Dominion      | 1/17/15  |    | dnp | -      | -     | -          | -    | -           | -     | -        | -   | -   | -   | -   | -  | -   | -   | -   | -   | -   |     |
| LA TECH              | 1/22/15  |    | dnp | -      | -     | -          | -    | -           | -     | -        | -   | -   | -   | -   | -  | -   | -   | -   | -   | -   |     |
| SOUTHERN MISS        | 1/24/15  |    | 17  | 0-0    | .000  | 0-0        | .000 | 0-0         | .000  | 0        | 1   | 1   | 2.4 | 4   | 1  | 0   | 1   | 1   | 0   | 3.9 |     |
| RICE                 | 1/31/15  |    | 20  | 5-7    | .714  | 0-0        | .000 | 0-1         | .000  | 1        | 2   | 3   | 2.4 | 1   | 0  | 0   | 3   | 0   | 10  | 4.3 |     |
| at WKU               | 2/5/15   |    | 20  | 6-8    | .750  | 0-0        | .000 | 2-4         | .500  | 4        | 1   | 5   | 2.6 | 0   | 0  | 0   | 1   | 1   | 14  | 4.8 |     |
| at Marshall          | 2/7/15   |    | 23  | 1-6    | .167  | 0-0        | .000 | 3-4         | .750  | 2        | 2   | 4   | 2.7 | 4   | 1  | 2   | 1   | 1   | 5   | 4.8 |     |
| UAB                  | 2/12/15  |    | 16  | 5-7    | .714  | 0-0        | .000 | 0-1         | .000  | 3        | 1   | 4   | 2.7 | 0   | 0  | 1   | 1   | 0   | 10  | 5.0 |     |
| MIDDLE TENNESSEE     | 2/14/15  |    | 12  | 0-0    | .000  | 0-0        | .000 | 1-2         | .500  | 1        | 1   | 2   | 2.7 | 1   | 0  | 0   | 0   | 0   | 1   | 4.9 |     |
| at FAU               | 2/19/15  |    | 16  | 2-2    | 1.000 | 0-0        | .000 | 0-0         | .000  | 1        | 3   | 4   | 2.7 | 2   | 0  | 1   | 1   | 1   | 4   | 4.8 |     |
| at FIU               | 2/21/15  |    | 13  | 2-3    | .667  | 0-0        | .000 | 0-0         | .000  | 2        | 1   | 3   | 2.8 | 1   | 1  | 0   | 0   | 1   | 4   | 4.8 |     |
| CHARLOTTE            | 2/26/15  |    | 14  | 3-4    | .750  | 0-0        | .000 | 2-2         | 1.000 | 2        | 0   | 2   | 2.7 | 1   | 1  | 0   | 0   | 0   | 8   | 4.9 |     |
| OLD DOMINION         | 2/28/15  |    | 12  | 0-1    | .000  | 0-0        | .000 | 2-2         | 1.000 | 0        | 2   | 2   | 2.7 | 2   | 0  | 1   | 0   | 0   | 2   | 4.8 |     |
| at UTEP              | 3/5/15   |    | 11  | 0-0    | .000  | 0-0        | .000 | 0-0         | .000  | 1        | 1   | 2   | 2.7 | 3   | 1  | 0   | 0   | 0   | 0   | 4.6 |     |
| at UTSA              | 3/7/15   |    | 16  | 2-3    | .667  | 0-0        | .000 | 0-0         | .000  | 3        | 2   | 5   | 2.8 | 4   | 0  | 0   | 0   | 0   | 4   | 4.6 |     |
| Totals               |          |    | 5   | 416    | 50-94 | .532       | 0-0  | .000        | 29-51 | .569     | 36  | 41  | 77  | 2.8 | 41 | 5   | 18  | 17  | 17  | 129 | 4.6 |

Games played: 28  
Minutes/game: 14.9  
Points/game: 4.6  
FG Pct: 53.2  
FT Pct: 56.9

Rebounds/game: 2.8  
Assists/game: 0.2  
Turnovers/game: 0.6  
Assist/turnover ratio: 0.3  
Steals/game: 0.6  
Blocks/game: 0.6

### ↳ CAREER STATS

| Season  | gp-gs | min/avg  | Total  |      | 3-Point |      | F-Throws |      | Rebounds |     |     |     | Scoring |    |     |    |     |     |     |     |
|---------|-------|----------|--------|------|---------|------|----------|------|----------|-----|-----|-----|---------|----|-----|----|-----|-----|-----|-----|
|         |       |          | fg-fga | pct  | fg-fga  | pct  | ft-fta   | pct  | off      | def | tot | avg | pf      | fo | ast | to | blk | stl | pts | avg |
| 2013-14 | 31-11 | 311/10.0 | 31-56  | .554 | 0-1     | .000 | 12-42    | .286 | 23       | 41  | 64  | 2.1 | 31      | 0  | 4   | 17 | 30  | 7   | 74  | 2.4 |
| 2014-15 | 28-5  | 416/14.9 | 50-94  | .532 | 0-0     | .000 | 29-51    | .569 | 36       | 41  | 77  | 2.8 | 41      | 0  | 5   | 18 | 17  | 17  | 129 | 4.6 |
| TOTAL   | 59-16 | 727/12.3 | 81-150 | .540 | 0-1     | .000 | 41-93    | .441 | 59       | 82  | 141 | 2.4 | 72      | 0  | 9   | 35 | 47  | 24  | 203 | 3.4 |

# 33

**COLIN  
VOSS**

Sr. ▶ F ▶ 6-7 ▶ 240  
Grand Rapids, MI ▶  
(Northern Oklahoma)



### ↳ CAREER HIGHS

Points: 22, at FAU -- 2/19/15  
Rebounds: 13 [t-10th], at FIU -- 2/21/15  
Assists: 6, at FIU -- 2/21/15  
Steals: 3, vs TULANE -- 03/12/14; at Texas A&M -- 12/31/13  
Blocks: 3, at Rice -- 01/10/15; LA Tech -- 1/22/15; Middle Tennessee -- 2/14/15  
FG made: 9 [t-8th], Wayland Baptist -- 12/21/13  
FG attempts: 15, at Marshall -- 02/07/15  
3FG attempts: 1, at Charlotte -- 01/18/14; at Stephen F. Austin -- 12/14/14  
FT made: 8, at FAU -- 2/19/15  
FT attempts: 10, Central Arkansas -- 12/17/13

### ↳ 2014-15 STATS

| Opponent             | Date     | gs | min | Total  |         | 3-Pointers |      | Free throws |       | Rebounds |     |     |     | pf  | a  | t/o | blk | stl | pts | avg  |     |
|----------------------|----------|----|-----|--------|---------|------------|------|-------------|-------|----------|-----|-----|-----|-----|----|-----|-----|-----|-----|------|-----|
|                      |          |    |     | fg-fga | pct     | 3fg-fga    | pct  | ft-fta      | pct   | off      | def | tot | avg |     |    |     |     |     |     |      |     |
| ARKANSAS-MONTICELLO  | 11/14/14 | *  | 21  | 4-8    | .500    | 0-0        | .000 | 3-4         | .750  | 2        | 7   | 9   | 9.0 | 0   | 1  | 1   | 0   | 0   | 11  | 11.0 |     |
| NICHOLLS STATE       | 11/17/14 | *  | 20  | 0-2    | .000    | 0-0        | .000 | 0-0         | .000  | 1        | 2   | 3   | 6.0 | 3   | 0  | 3   | 0   | 0   | 0   | 5.5  |     |
| DELAWARE STATE       | 11/19/14 | *  | 30  | 2-7    | .286    | 0-0        | .000 | 2-3         | .667  | 3        | 5   | 8   | 6.7 | 3   | 1  | 0   | 1   | 1   | 6   | 5.7  |     |
| IONA                 | 11/23/14 | *  | 25  | 3-5    | .600    | 0-0        | .000 | 2-2         | 1.000 | 1        | 4   | 5   | 6.3 | 1   | 1  | 0   | 0   | 1   | 8   | 6.3  |     |
| MISSISSIPPI VALLEY   | 11/26/14 | *  | 20  | 4-6    | .667    | 0-0        | .000 | 2-2         | 1.000 | 1        | 7   | 8   | 6.6 | 1   | 1  | 3   | 1   | 0   | 10  | 7.0  |     |
| at Arkansas          | 11/28/14 | *  | 30  | 2-8    | .250    | 0-0        | .000 | 0-0         | .000  | 1        | 3   | 4   | 6.2 | 4   | 2  | 0   | 0   | 0   | 4   | 6.5  |     |
| at Oklahoma State    | 12/3/14  | *  | 29  | 3-8    | .375    | 0-0        | .000 | 2-2         | 1.000 | 0        | 5   | 5   | 6.0 | 4   | 1  | 1   | 1   | 2   | 8   | 6.7  |     |
| at Stephen F. Austin | 12/14/14 | *  | 36  | 1-4    | .250    | 0-1        | .000 | 0-0         | .000  | 0        | 5   | 5   | 5.9 | 4   | 1  | 5   | 0   | 0   | 2   | 6.1  |     |
| LANGSTON             | 12/17/14 | *  | 33  | 4-9    | .444    | 0-0        | .000 | 2-4         | .500  | 1        | 9   | 10  | 6.3 | 4   | 4  | 2   | 0   | 1   | 10  | 6.6  |     |
| CREIGHTON            | 12/21/14 | *  | 37  | 6-9    | .667    | 0-0        | .000 | 4-4         | 1.000 | 2        | 6   | 8   | 6.5 | 1   | 0  | 1   | 0   | 1   | 16  | 7.5  |     |
| PRAIRIE VIEW         | 12/23/14 | *  | 27  | 2-3    | .667    | 0-0        | .000 | 3-4         | .750  | 3        | 3   | 6   | 6.5 | 4   | 2  | 3   | 0   | 0   | 7   | 7.5  |     |
| at Texas Tech        | 12/29/14 | *  | 32  | 2-5    | .400    | 0-0        | .000 | 0-1         | .000  | 2        | 5   | 7   | 6.5 | 5   | 2  | 4   | 0   | 1   | 4   | 7.2  |     |
| UTEP                 | 1/2/15   | *  | 30  | 4-4    | 1.000   | 0-0        | .000 | 3-3         | 1.000 | 1        | 6   | 7   | 6.5 | 5   | 2  | 0   | 1   | 1   | 11  | 7.5  |     |
| UTSA                 | 1/4/15   | *  | 32  | 5-9    | .556    | 0-0        | .000 | 0-0         | .000  | 1        | 2   | 3   | 6.3 | 4   | 1  | 2   | 1   | 1   | 10  | 7.6  |     |
| at Rice              | 1/10/15  | *  | 35  | 3-4    | .750    | 0-0        | .000 | 0-1         | .000  | 1        | 5   | 6   | 6.3 | 4   | 2  | 3   | 3   | 1   | 6   | 7.5  |     |
| at Charlotte         | 1/15/15  | *  | 31  | 3-6    | .500    | 0-0        | .000 | 4-6         | .667  | 2        | 3   | 5   | 6.2 | 4   | 2  | 1   | 1   | 1   | 10  | 7.7  |     |
| at Old Dominion      | 1/17/15  | *  | 21  | 1-3    | .333    | 0-0        | .000 | 2-2         | 1.000 | 1        | 1   | 2   | 5.9 | 4   | 1  | 2   | 0   | 0   | 4   | 7.5  |     |
| LA TECH              | 1/22/15  | *  | 38  | 6-10   | .600    | 0-0        | .000 | 4-6         | .667  | 3        | 2   | 5   | 5.9 | 3   | 0  | 2   | 3   | 0   | 16  | 7.9  |     |
| SOUTHERN MISS        | 1/24/15  | *  | 26  | 3-5    | .600    | 0-0        | .000 | 2-2         | 1.000 | 1        | 3   | 4   | 5.8 | 4   | 0  | 2   | 1   | 1   | 8   | 7.9  |     |
| RICE                 | 1/31/15  | *  | 28  | 3-8    | .375    | 0-0        | .000 | 1-2         | .500  | 2        | 5   | 7   | 5.9 | 0   | 5  | 0   | 2   | 0   | 7   | 7.9  |     |
| at WKU               | 2/5/15   | *  | 22  | 2-4    | .500    | 0-0        | .000 | 0-0         | .000  | 2        | 3   | 5   | 5.8 | 3   | 3  | 0   | 0   | 0   | 4   | 7.7  |     |
| at Marshall          | 2/7/15   | *  | 30  | 8-15   | .533    | 0-0        | .000 | 1-1         | 1.000 | 2        | 6   | 8   | 5.9 | 3   | 2  | 0   | 0   | 1   | 17  | 8.1  |     |
| UAB                  | 2/12/15  | *  | 35  | 6-12   | .500    | 0-0        | .000 | 2-4         | .500  | 6        | 0   | 6   | 5.9 | 4   | 2  | 2   | 2   | 0   | 14  | 8.4  |     |
| MIDDLE TENNESSEE     | 2/14/15  | *  | 30  | 2-7    | .286    | 0-0        | .000 | 6-6         | 1.000 | 1        | 4   | 5   | 5.9 | 0   | 3  | 2   | 3   | 0   | 10  | 8.5  |     |
| at FAU               | 2/19/15  | *  | 32  | 7-10   | .700    | 0-0        | .000 | 8-8         | 1.000 | 2        | 5   | 7   | 5.9 | 0   | 1  | 0   | 0   | 0   | 22  | 9.0  |     |
| at FIU               | 2/21/15  | *  | 36  | 3-10   | .300    | 0-0        | .000 | 2-2         | 1.000 | 6        | 7   | 13  | 6.2 | 2   | 6  | 0   | 0   | 1   | 8   | 9.0  |     |
| CHARLOTTE            | 2/26/15  | *  | 35  | 1-7    | .143    | 0-0        | .000 | 2-2         | 1.000 | 0        | 3   | 3   | 6.1 | 2   | 4  | 1   | 0   | 0   | 4   | 8.8  |     |
| OLD DOMINION         | 2/28/15  | *  | 36  | 6-10   | .600    | 0-0        | .000 | 4-4         | 1.000 | 2        | 2   | 4   | 6.0 | 4   | 1  | 4   | 2   | 0   | 16  | 9.0  |     |
| at UTEP              | 3/5/15   | *  | 26  | 2-3    | .667    | 0-0        | .000 | 0-0         | .000  | 0        | 1   | 1   | 5.8 | 2   | 1  | 1   | 0   | 0   | 4   | 8.9  |     |
| at UTSA              | 3/7/15   | *  | 30  | 4-8    | .500    | 0-0        | .000 | 2-2         | 1.000 | 3        | 5   | 8   | 5.9 | 4   | 4  | 2   | 1   | 1   | 10  | 8.9  |     |
| Totals               |          |    | 29  | 893    | 102-209 | .488       | 0-1  | .000        | 63-77 | .818     | 53  | 124 | 177 | 5.9 | 86 | 56  | 47  | 23  | 15  | 267  | 8.9 |

Games played: 30  
Minutes/game: 29.8  
Points/game: 8.9  
FG Pct: 48.8  
3FG Pct: 0.0  
FT Pct: 81.8

Rebounds/game: 5.9  
Assists/game: 1.9  
Turnovers/game: 1.6  
Assist/turnover ratio: 1.2  
Steals/game: 0.5  
Blocks/game: 0.8

### ↳ CAREER STATS

| Season  | gp-gs | min/avg   | Total   |      | 3-Point |      | F-Throws |      | Rebounds |     |     |     | Scoring |    |     |    |     |     |     |     |
|---------|-------|-----------|---------|------|---------|------|----------|------|----------|-----|-----|-----|---------|----|-----|----|-----|-----|-----|-----|
|         |       |           | fg-fga  | pct  | fg-fga  | pct  | ft-fta   | pct  | off      | def | tot | avg | pf      | fo | ast | to | blk | stl | pts | avg |
| 2013-14 | 32-29 | 817/25.5  | 92-197  | .467 | 0-2     | .000 | 48-72    | .667 | 64       | 122 | 186 | 5.8 | 75      | 3  | 19  | 45 | 16  | 18  | 232 | 7.3 |
| 2014-15 | 30-29 | 893/29.8  | 102-209 | .488 | 0-1     | .000 | 63-77    | .818 | 53       | 124 | 177 | 5.9 | 86      | 2  | 56  | 47 | 23  | 15  | 267 | 8.9 |
| TOTAL   | 62-58 | 1710/27.6 | 194-406 | .478 | 0-3     | .000 | 111-149  | .745 | 117      | 246 | 363 | 5.9 | 161     | 5  | 75  | 92 | 39  | 33  | 499 | 8.0 |

# 42

## JACOB GROSS

R-Fr. ▶ G ▶ 6-4 ▶ 180  
Sachse, TX ▶  
(Sachse HS)



### ↳ CAREER HIGHS

Points: 3, at Oklahoma State -- 12-03-14  
Rebounds: 1, at UTEP -- 03/05/15; at UTEP -- 3/5/15  
FG made: 1, at Oklahoma State -- 12-03-14  
FG attempts: 1, at Oklahoma State -- 12-03-14  
3FG made: 1, at Oklahoma State -- 12-03-14  
3FG attempts: 1, at Oklahoma State -- 12-03-14

### ↳ 2014-15 STATS

| Opponent             | Date     | gs  | min | Total  |       | 3-Pointers |       | Free throws |      | Rebounds |     |     |     | pf | a | t/o | blk | stl | pts | avg |
|----------------------|----------|-----|-----|--------|-------|------------|-------|-------------|------|----------|-----|-----|-----|----|---|-----|-----|-----|-----|-----|
|                      |          |     |     | fg-fga | pct   | 3fg-fga    | pct   | ft-fa       | pct  | off      | def | tot | avg |    |   |     |     |     |     |     |
| ARKANSAS-MONTICELLO  | 11/14/14 | dnp | -   | -      | -     | -          | -     | -           | -    | -        | -   | -   | -   | -  | - | -   | -   | -   | -   | -   |
| NICHOLLS STATE       | 11/17/14 | dnp | -   | -      | -     | -          | -     | -           | -    | -        | -   | -   | -   | -  | - | -   | -   | -   | -   | -   |
| DELAWARE STATE       | 11/19/14 | dnp | -   | -      | -     | -          | -     | -           | -    | -        | -   | -   | -   | -  | - | -   | -   | -   | -   | -   |
| IONA                 | 11/23/14 | dnp | -   | -      | -     | -          | -     | -           | -    | -        | -   | -   | -   | -  | - | -   | -   | -   | -   | -   |
| MISSISSIPPI VALLEY   | 11/26/14 | dnp | -   | -      | -     | -          | -     | -           | -    | -        | -   | -   | -   | -  | - | -   | -   | -   | -   | -   |
| at Oklahoma State    | 12/3/14  | 2   |     | 1-1    | 1.000 | 1-1        | 1.000 | 0-0         | .000 | 0        | 0   | 0   | 0.0 | 0  | 0 | 0   | 0   | 0   | 3   | 3.0 |
| at Stephen F. Austin | 12/14/14 | 0   |     | 0-0    | .000  | 0-0        | .000  | 0-0         | .000 | 0        | 0   | 0   | 0.0 | 0  | 0 | 0   | 0   | 0   | 0   | 1.5 |
| LANGSTON             | 12/17/14 | dnp | -   | -      | -     | -          | -     | -           | -    | -        | -   | -   | -   | -  | - | -   | -   | -   | -   | -   |
| CREIGHTON            | 12/21/14 | dnp | -   | -      | -     | -          | -     | -           | -    | -        | -   | -   | -   | -  | - | -   | -   | -   | -   | -   |
| PRAIRIE VIEW         | 12/23/14 | dnp | -   | -      | -     | -          | -     | -           | -    | -        | -   | -   | -   | -  | - | -   | -   | -   | -   | -   |
| at Texas Tech        | 12/29/14 | dnp | -   | -      | -     | -          | -     | -           | -    | -        | -   | -   | -   | -  | - | -   | -   | -   | -   | -   |
| UTEP                 | 1/2/15   | dnp | -   | -      | -     | -          | -     | -           | -    | -        | -   | -   | -   | -  | - | -   | -   | -   | -   | -   |
| UTSA                 | 1/4/15   | dnp | -   | -      | -     | -          | -     | -           | -    | -        | -   | -   | -   | -  | - | -   | -   | -   | -   | -   |
| at Rice              | 1/10/15  | dnp | -   | -      | -     | -          | -     | -           | -    | -        | -   | -   | -   | -  | - | -   | -   | -   | -   | -   |
| at Charlotte         | 1/15/15  | 1   |     | 0-0    | .000  | 0-0        | .000  | 0-0         | .000 | 0        | 0   | 0   | 0.0 | 0  | 0 | 0   | 0   | 0   | 0   | 1.0 |
| at Old Dominion      | 1/17/15  | dnp | -   | -      | -     | -          | -     | -           | -    | -        | -   | -   | -   | -  | - | -   | -   | -   | -   | -   |
| LA TECH              | 1/22/15  | dnp | -   | -      | -     | -          | -     | -           | -    | -        | -   | -   | -   | -  | - | -   | -   | -   | -   | -   |
| SOUTHERN MISS        | 1/24/15  | dnp | -   | -      | -     | -          | -     | -           | -    | -        | -   | -   | -   | -  | - | -   | -   | -   | -   | -   |
| RICE                 | 1/31/15  | 1   |     | 0-0    | .000  | 0-0        | .000  | 0-0         | .000 | 0        | 0   | 0   | 0.0 | 0  | 0 | 0   | 0   | 0   | 0   | 0.8 |
| at WKU               | 2/5/15   | dnp | -   | -      | -     | -          | -     | -           | -    | -        | -   | -   | -   | -  | - | -   | -   | -   | -   | -   |
| at Marshall          | 2/7/15   | dnp | -   | -      | -     | -          | -     | -           | -    | -        | -   | -   | -   | -  | - | -   | -   | -   | -   | -   |
| UAB                  | 2/12/15  | dnp | -   | -      | -     | -          | -     | -           | -    | -        | -   | -   | -   | -  | - | -   | -   | -   | -   | -   |
| MIDDLE TENNESSEE     | 2/14/15  | dnp | -   | -      | -     | -          | -     | -           | -    | -        | -   | -   | -   | -  | - | -   | -   | -   | -   | -   |
| at FAU               | 2/19/15  | dnp | -   | -      | -     | -          | -     | -           | -    | -        | -   | -   | -   | -  | - | -   | -   | -   | -   | -   |
| at FIU               | 2/21/15  | 1   |     | 0-0    | .000  | 0-0        | .000  | 0-0         | .000 | 0        | 0   | 0   | 0.0 | 0  | 0 | 0   | 0   | 0   | 0   | 0.6 |
| CHARLOTTE            | 2/26/15  | dnp | -   | -      | -     | -          | -     | -           | -    | -        | -   | -   | -   | -  | - | -   | -   | -   | -   | -   |
| OLD DOMINION         | 2/28/15  | 1   |     | 0-0    | .000  | 0-0        | .000  | 0-0         | .000 | 0        | 0   | 0   | 0.0 | 0  | 0 | 0   | 0   | 0   | 0   | 0.5 |
| at UTEP              | 3/5/15   | 1   |     | 0-0    | .000  | 0-0        | .000  | 0-0         | .000 | 1        | 0   | 1   | 0.1 | 0  | 0 | 0   | 0   | 0   | 0   | 0.4 |
| at UTSA              | 3/7/15   | dnp | -   | -      | -     | -          | -     | -           | -    | -        | -   | -   | -   | -  | - | -   | -   | -   | -   | -   |
| Totals               |          | 0   | 7   | 1-1    | 1.000 | 1-1        | 1.000 | 0-0         | .000 | 1        | 0   | 1   | 0.1 | 0  | 0 | 0   | 0   | 0   | 3   | 0.4 |

Games played: 7  
Minutes/game: 1.0  
Points/game: 0.4  
FG Pct: 100.0  
3FG Pct: 100.0

Rebounds/game: 0.1

2014-15 SEASON STATS TEAM/INDIVIDUAL

| RECORD:        | OVERALL | HOME | AWAY | NEUTRAL |
|----------------|---------|------|------|---------|
| ALL GAMES      | 14-16   | 11-6 | 3-10 | 0-0     |
| CONFERENCE     | 8-10    | 5-4  | 3-6  | 0-0     |
| NON-CONFERENCE | 6-6     | 6-2  | 0-4  | 0-0     |

| ##             | Player             | gp-gs | min  | avg      | Total   |       | 3-Point |       | F-Throw |      | Rebounds |     |      |      | pf  | dq | a   | to  | blk | stl | pts  | avg  |  |   |
|----------------|--------------------|-------|------|----------|---------|-------|---------|-------|---------|------|----------|-----|------|------|-----|----|-----|-----|-----|-----|------|------|--|---|
|                |                    |       |      |          | fg-fga  | fg%   | 3fg-fga | 3fg%  | ft-fga  | ft%  | off      | def | tot  | avg  |     |    |     |     |     |     |      |      |  |   |
| 23             | WILLIAMS, Jordan   | 30-30 | 1029 | 34.3     | 152-381 | .399  | 40-143  | .280  | 104-143 | .727 | 41       | 108 | 149  | 5.0  | 65  | 0  | 63  | 80  | 15  | 44  | 448  | 14.9 |  |   |
| 11             | COMBS, Jeremy      | 30-25 | 768  | 25.6     | 114-200 | .570  | 0-0     | .000  | 66-137  | .482 | 69       | 125 | 194  | 6.5  | 87  | 2  | 10  | 39  | 21  | 27  | 294  | 9.8  |  |   |
| 33             | VOSS, Colin        | 30-29 | 893  | 29.8     | 102-209 | .488  | 0-1     | .000  | 63-77   | .818 | 53       | 124 | 177  | 5.9  | 86  | 2  | 56  | 47  | 23  | 15  | 267  | 8.9  |  |   |
| 01             | ANIEFIOK, Maurice  | 27-25 | 811  | 30.0     | 82-202  | .406  | 46-119  | .387  | 24-38   | .632 | 9        | 84  | 93   | 3.4  | 64  | 1  | 40  | 45  | 1   | 26  | 234  | 8.7  |  |   |
| 21             | TAYLOR, T.J.       | 26-19 | 749  | 28.8     | 77-176  | .438  | 29-81   | .358  | 36-49   | .735 | 17       | 65  | 82   | 3.2  | 30  | 0  | 59  | 58  | 6   | 26  | 219  | 8.4  |  |   |
| 03             | HARRIS, DeAndre    | 26-4  | 487  | 18.7     | 60-158  | .380  | 15-63   | .238  | 39-69   | .565 | 8        | 57  | 65   | 2.5  | 63  | 4  | 27  | 53  | 3   | 20  | 174  | 6.7  |  |   |
| 25             | FLANNIGAN, Armani  | 28-5  | 416  | 14.9     | 50-94   | .532  | 0-0     | .000  | 29-51   | .569 | 36       | 41  | 77   | 2.8  | 41  | 0  | 5   | 18  | 17  | 17  | 129  | 4.6  |  |   |
| 20             | AHMED, Muhammed    | 28-1  | 288  | 10.3     | 40-112  | .357  | 3-22    | .136  | 22-44   | .500 | 31       | 38  | 69   | 2.5  | 22  | 0  | 2   | 16  | 12  | 9   | 105  | 3.8  |  |   |
| 02             | WHITE-PITTMAN, Gre | 17-5  | 154  | 9.1      | 11-36   | .306  | 0-10    | .000  | 18-31   | .581 | 2        | 6   | 8    | 0.5  | 22  | 0  | 6   | 15  | 0   | 3   | 40   | 2.4  |  |   |
| 05             | EAGLIN, Todd       | 27-6  | 377  | 14.0     | 18-44   | .409  | 9-26    | .346  | 8-12    | .667 | 4        | 30  | 34   | 1.3  | 41  | 2  | 32  | 31  | 3   | 15  | 53   | 2.0  |  |   |
| 00             | WARD, Carrington   | 4-1   | 30   | 7.5      | 2-4     | .500  | 0-1     | .000  | 1-2     | .500 | 0        | 4   | 4    | 1.0  | 6   | 0  | 2   | 4   | 0   | 0   | 5    | 1.3  |  |   |
| 42             | GROSS, Jacob       | 7-0   | 7    | 1.0      | 1-1     | 1.000 | 1-1     | 1.000 | 0-0     | .000 | 1        | 0   | 1    | 0.1  | 0   | 0  | 0   | 0   | 0   | 0   | 3    | 0.4  |  |   |
| 10             | CAMPBELL, Chris    | 7-0   | 16   | 2.3      | 0-2     | .000  | 0-1     | .000  | 0-0     | .000 | 1        | 4   | 5    | 0.7  | 5   | 0  | 2   | 0   | 0   | 0   | 0    | 0.0  |  |   |
| Team           |                    |       |      |          |         |       |         |       |         |      | 52       | 51  | 103  |      |     |    |     |     |     |     |      |      |  | 5 |
| Total.....     |                    | 30    | 6025 | 709-1619 |         | .438  | 143-468 | .306  | 410-653 | .628 | 324      | 737 | 1061 | 35.4 | 532 | 11 | 304 | 411 | 101 | 202 | 1971 | 65.7 |  |   |
| Opponents..... |                    | 30    | 6025 | 698-1667 |         | .419  | 221-661 | .334  | 414-619 | .669 | 349      | 720 | 1069 | 35.6 | 552 | -  | 352 | 411 | 100 | 209 | 2031 | 67.7 |  |   |

| TEAM STATISTICS        | NT       | OPP      | Date      | Opponent             | Score     | Att.    |         |      |
|------------------------|----------|----------|-----------|----------------------|-----------|---------|---------|------|
| SCORING                | 1971     | 2031     | 11/14/14  | ARKANSAS-MONTICELLO  | w 84-62   | 1442    |         |      |
| Points per game        | 65.7     | 67.7     | 11/17/14  | NICHOLLS STATE       | w 71-57   | 1367    |         |      |
| Scoring margin         | -2.0     | -        | 11/19/14  | DELAWARE STATE       | w 62-55   | 1491    |         |      |
| FIELD GOALS-ATT        | 709-1619 | 698-1667 | 11/23/14  | IONA                 | L 58-78   | 2278    |         |      |
| Field goal pct         | .438     | .419     | 11/26/14  | MISSISSIPPI VALLEY   | w 67-52   | 1418    |         |      |
| 3 POINT FG-ATT         | 143-468  | 221-661  | 11/28/14  | at Arkansas          | L 73-89   | 14885   |         |      |
| 3-point FG pct         | .306     | .334     | 12/3/14   | at Oklahoma State    | L 61-87   | 6086    |         |      |
| 3-pt FG made per game  | 4.8      | 7.4      | 12/14/14  | at Stephen F. Austin | L 48-59   | 582     |         |      |
| FREE THROWS-ATT        | 410-653  | 414-619  | 12/17/14  | LANGSTON             | w 78-65   | 2778    |         |      |
| Free throw pct         | .628     | .669     | 12/21/14  | CREIGHTON            | w 62-58   | 4227    |         |      |
| F-Throws made per game | 13.7     | 13.8     | 12/23/14  | PRAIRIE VIEW         | L 67-70   | 2117    |         |      |
| REBOUNDS               | 1061     | 1069     | 12/29/14  | at Texas Tech        | L 45-60   | 6033    |         |      |
| Rebounds per game      | 35.4     | 35.6     | * 1/2/15  | UTEP                 | L 71-85   | 2785    |         |      |
| Rebounding margin      | -0.3     | -        | * 1/4/15  | UTSA                 | L 61-71   | 1628    |         |      |
| ASSISTS                | 304      | 352      | * 1/10/15 | at Rice              | w 66-63   | 1230    |         |      |
| Assists per game       | 10.1     | 11.7     | * 1/15/15 | at Charlotte         | L 57-73   | 3694    |         |      |
| TURNOVERS              | 411      | 411      | * 1/17/15 | at Old Dominion      | L 50-61   | 8472    |         |      |
| Turnovers per game     | 13.7     | 13.7     | * 1/22/15 | LA TECH              | w 73-66   | 3293    |         |      |
| Turnover margin        | +0.0     | -        | * 1/24/15 | SOUTHERN MISS        | Lot 71-75 | 3759    |         |      |
| Assist/turnover ratio  | 0.7      | 0.9      | * 1/31/15 | RICE                 | w 75-65   | 4212    |         |      |
| STEALS                 | 202      | 209      | * 2/5/15  | at WKU               | L 59-65   | 3862    |         |      |
| Steals per game        | 6.7      | 7.0      | * 2/7/15  | at Marshall          | L 73-80   | 5276    |         |      |
| BLOCKS                 | 101      | 100      | * 2/12/15 | UAB                  | w 67-64   | 2611    |         |      |
| Blocks per game        | 3.4      | 3.3      | * 2/14/15 | MIDDLE TENNESSEE     | w 57-56   | 1946    |         |      |
| ATTENDANCE             | 44307    | 61532    | * 2/19/15 | at FAU               | w 79-72   | 1108    |         |      |
| Home games-Avg/Game    | 17-2606  | 13-4733  | * 2/21/15 | at FIU               | w 70-56   | 1408    |         |      |
| Neutral site-Avg/Game  | -        | 0-0      | * 2/26/15 | CHARLOTTE            | w 81-65   | 4122    |         |      |
|                        |          |          | * 2/28/15 | OLD DOMINION         | L 57-70   | 2833    |         |      |
| Score by Periods       | 1st      | 2nd      | OT        | Totals               |           |         |         |      |
| North Texas            | 968      | 994      | 9         | 1971                 | * 3/5/15  | at UTEP | L 60-83 | 7651 |
| Opponents              | 912      | 1106     | 13        | 2031                 | * 3/7/15  | at UTSA | L 68-69 | 1245 |

\* = Conference game

**2014-15 CONFERENCE USA ONLY**

| RECORD:        | OVERALL | HOME | AWAY | NEUTRAL |
|----------------|---------|------|------|---------|
| ALL GAMES      | 8-10    | 5-4  | 3-6  | 0-0     |
| CONFERENCE     | 8-10    | 5-4  | 3-6  | 0-0     |
| NON-CONFERENCE | 0-0     | 0-0  | 0-0  | 0-0     |

| #              | Player             | gp-gs | min  | avg  | Total   |      | 3-Point |      | F-Throw |      | Rebounds |     |     |      | pf  | dq | a   | to  | blk | stl | pts  | avg  |
|----------------|--------------------|-------|------|------|---------|------|---------|------|---------|------|----------|-----|-----|------|-----|----|-----|-----|-----|-----|------|------|
|                |                    |       |      |      | fg-fga  | fg%  | 3fg-fga | 3fg% | ft-fa   | ft%  | off      | def | tot | avg  |     |    |     |     |     |     |      |      |
| 23             | WILLIAMS, Jordan   | 18-18 | 628  | 34.9 | 92-231  | .398 | 23-85   | .271 | 64-89   | .719 | 24       | 63  | 87  | 4.8  | 43  | 0  | 33  | 46  | 7   | 24  | 271  | 15.1 |
| 11             | COMBS, Jeremy      | 18-18 | 492  | 27.3 | 72-127  | .567 | 0-0     | .000 | 40-84   | .476 | 45       | 74  | 119 | 6.6  | 48  | 0  | 8   | 21  | 11  | 16  | 184  | 10.2 |
| 33             | VOSS, Colin        | 18-17 | 553  | 30.7 | 69-135  | .511 | 0-0     | .000 | 43-51   | .843 | 36       | 63  | 99  | 5.5  | 52  | 1  | 40  | 24  | 20  | 8   | 181  | 10.1 |
| 01             | ANIEFIOK, Maurice  | 17-15 | 524  | 30.8 | 55-133  | .414 | 30-79   | .380 | 18-31   | .581 | 7        | 59  | 66  | 3.9  | 43  | 1  | 19  | 23  | 1   | 12  | 158  | 9.3  |
| 21             | TAYLOR, T.J.       | 16-12 | 473  | 29.6 | 50-111  | .450 | 20-52   | .385 | 16-24   | .667 | 7        | 35  | 42  | 2.6  | 20  | 0  | 32  | 36  | 3   | 16  | 136  | 8.5  |
| 03             | HARRIS, DeAndre    | 15-4  | 313  | 20.9 | 39-98   | .398 | 9-36    | .250 | 25-45   | .556 | 5        | 40  | 45  | 3.0  | 39  | 3  | 17  | 30  | 1   | 15  | 112  | 7.5  |
| 25             | FLANNIGAN, Armani  | 16-0  | 220  | 13.8 | 29-50   | .580 | 0-0     | .000 | 13-20   | .650 | 22       | 19  | 41  | 2.6  | 25  | 0  | 5   | 9   | 8   | 7   | 71   | 4.4  |
| 20             | AHMED, Muhammed    | 16-1  | 151  | 9.4  | 16-62   | .258 | 2-17    | .118 | 11-22   | .500 | 16       | 9   | 25  | 1.6  | 15  | 0  | 2   | 8   | 6   | 5   | 45   | 2.8  |
| 05             | EAGLIN, Todd       | 18-5  | 221  | 12.3 | 10-28   | .357 | 5-17    | .294 | 6-8     | .750 | 4        | 16  | 20  | 1.1  | 27  | 1  | 18  | 18  | 2   | 10  | 31   | 1.7  |
| 02             | WHITE-PITTMAN, Gre | 7-0   | 34   | 4.9  | 3-6     | .500 | 0-1     | .000 | 0-3     | .000 | 1        | 1   | 2   | 0.3  | 4   | 0  | 1   | 2   | 0   | 1   | 6    | 0.9  |
| 10             | CAMPBELL, Chris    | 6-0   | 11   | 1.8  | 0-1     | .000 | 0-1     | .000 | 0-0     | .000 | 0        | 3   | 3   | 0.5  | 3   | 0  | 2   | 0   | 0   | 0   | 0    | 0.0  |
| 42             | GROSS, Jacob       | 5-0   | 5    | 1.0  | 0-0     | .000 | 0-0     | .000 | 0-0     | .000 | 1        | 0   | 1   | 0.2  | 0   | 0  | 0   | 0   | 0   | 0   | 0    | 0.0  |
| Team           |                    |       |      |      |         |      |         |      |         |      | 31       | 28  | 59  |      |     |    | 3   |     |     |     |      |      |
| Total.....     |                    | 18    | 3625 |      | 435-982 | .443 | 89-288  | .309 | 236-377 | .626 | 199      | 410 | 609 | 33.8 | 319 | 6  | 177 | 220 | 59  | 114 | 1195 | 66.4 |
| Opponents..... |                    | 18    | 3625 |      | 427-963 | .443 | 131-369 | .355 | 254-393 | .646 | 205      | 430 | 635 | 35.3 | 324 | -  | 214 | 237 | 63  | 120 | 1239 | 68.8 |

| TEAM STATISTICS        | NT      | OPP     | Date      | Opponent         | Score     | Att. |
|------------------------|---------|---------|-----------|------------------|-----------|------|
| SCORING                | 1195    | 1239    | * 1/2/15  | UTEP             | L 71-85   | 2785 |
| Points per game        | 66.4    | 68.8    | * 1/4/15  | UTSA             | L 61-71   | 1628 |
| Scoring margin         | -2.4    | -       | * 1/10/15 | at Rice          | w 66-63   | 1230 |
| FIELD GOALS-ATT        | 435-982 | 427-963 | * 1/15/15 | at Charlotte     | L 57-73   | 3694 |
| Field goal pct         | .443    | .443    | * 1/17/15 | at Old Dominion  | L 50-61   | 8472 |
| 3 POINT FG-ATT         | 89-288  | 131-369 | * 1/22/15 | LA TECH          | w 73-66   | 3293 |
| 3-point FG pct         | .309    | .355    | * 1/24/15 | SOUTHERN MISS    | Lot 71-75 | 3759 |
| 3-pt FG made per game  | 4.9     | 7.3     | * 1/31/15 | RICE             | w 75-65   | 4212 |
| FREE THROWS-ATT        | 236-377 | 254-393 | * 2/5/15  | at WKU           | L 59-65   | 3862 |
| Free throw pct         | .626    | .646    | * 2/7/15  | at Marshall      | L 73-80   | 5276 |
| F-Throws made per game | 13.1    | 14.1    | * 2/12/15 | UAB              | w 67-64   | 2611 |
| REBOUNDS               | 609     | 635     | * 2/14/15 | MIDDLE TENNESSEE | w 57-56   | 1946 |
| Rebounds per game      | 33.8    | 35.3    | * 2/19/15 | at FAU           | w 79-72   | 1108 |
| Rebounding margin      | -1.4    | -       | * 2/21/15 | at FIU           | w 70-56   | 1408 |
| ASSISTS                | 177     | 214     | * 2/26/15 | CHARLOTTE        | w 81-65   | 4122 |
| Assists per game       | 9.8     | 11.9    | * 2/28/15 | OLD DOMINION     | L 57-70   | 2833 |
| TURNOVERS              | 220     | 237     | * 3/5/15  | at UTEP          | L 60-83   | 7651 |
| Turnovers per game     | 12.2    | 13.2    | * 3/7/15  | at UTSA          | L 68-69   | 1245 |
| Turnover margin        | +0.9    | -       |           |                  |           |      |
| Assist/turnover ratio  | 0.8     | 0.9     |           |                  |           |      |
| STEALS                 | 114     | 120     |           |                  |           |      |
| Steals per game        | 6.3     | 6.7     |           |                  |           |      |
| BLOCKS                 | 59      | 63      |           |                  |           |      |
| Blocks per game        | 3.3     | 3.5     |           |                  |           |      |
| ATTENDANCE             | 27189   | 33946   |           |                  |           |      |
| Home games-Avg/Game    | 9-3021  | 9-3772  |           |                  |           |      |
| Neutral site-Avg/Game  | -       | 0-0     |           |                  |           |      |

\* = Conference game

| Score by Periods | 1st | 2nd | OT | Totals |
|------------------|-----|-----|----|--------|
| North Texas      | 584 | 602 | 9  | 1195   |
| Opponents        | 575 | 651 | 13 | 1239   |

2014-15 GAME-BY-GAME

| Opponent            | 1st   | 2nd   | Score | Mar  | Total FG    | FG Pct    | 3-Pointers  | 3FG Pct   | Free Throws | FT Pct    | Rebounds   | Assist | T/Over | Block | Steal | Fouls |
|---------------------|-------|-------|-------|------|-------------|-----------|-------------|-----------|-------------|-----------|------------|--------|--------|-------|-------|-------|
| ARKANSAS-MONTICELLO | 42/30 | 42/32 | 84-62 | +22  | 34-58/25-72 | .586/.347 | 3-8/7-22    | .375/.318 | 13-24/5-6   | .542/.833 | 44/34 +10  | 16/11  | 17/14  | 4/0   | 9/10  | 13/22 |
| NICHOLLS STATE      | 31/21 | 40/36 | 71-57 | +14  | 18-53/21-63 | .340/.333 | 1-11/5-25   | .091/.200 | 34-44/10-18 | .773/.556 | 56/34 +22  | 7/10   | 21/17  | 3/4   | 9/11  | 12/19 |
| DELAWARE STATE      | 27/27 | 35/28 | 62-55 | +7   | 22-54/21-51 | .407/.412 | 6-21/8-21   | .286/.381 | 12-18/5-11  | .667/.465 | 36/32 +4   | 11/10  | 15/18  | 1/6   | 10/5  | 19/27 |
| IONA                | 32/32 | 26/46 | 58-78 | (20) | 23-50/25-58 | .460/.431 | 3-14/10-30  | .214/.333 | 9-12/18-25  | .750/.720 | 35/32 +3   | 7/15   | 16/10  | 4/2   | 2/9   | 21/13 |
| MISSISSIPPI VALLEY  | 41/27 | 26/25 | 67-52 | +15  | 26-56/17-65 | .464/.262 | 5-16/7-22   | .313/.318 | 10-20/11-15 | .500/.733 | 49/35 +14  | 13/7   | 20/15  | 8/1   | 10/11 | 14/14 |
| Arkansas            | 36/38 | 37/51 | 73-89 | (16) | 26-58/29-71 | .448/.408 | 10-20/11-27 | .500/.407 | 11-24/20-25 | .458/.800 | 34/47 (13) | 14/21  | 10/6   | 4/4   | 2/3   | 23/19 |
| Oklahoma State      | 30/42 | 31/45 | 61-87 | (26) | 21-55/27-51 | .382/.529 | 7-16/10-25  | .438/.400 | 12-17/23-31 | .706/.742 | 23/45 (22) | 13/16  | 11/15  | 1/9   | 6/7   | 22/17 |
| Stephen F. Austin   | 20/26 | 28/33 | 48-59 | (11) | 12-41/17-51 | .293/.333 | 3-15/6-22   | .200/.273 | 21-30/19-27 | .700/.704 | 35/37 (2)  | 6/15   | 18/13  | 4/2   | 6/5   | 22/21 |
| LANGSTON            | 34/23 | 44/42 | 78-65 | +13  | 29-56/23-59 | .518/.390 | 3-10/6-26   | .300/.231 | 17-28/13-17 | .607/.765 | 39/31 +8   | 13/7   | 13/15  | 6/0   | 7/6   | 18/23 |
| CREIGHTON           | 35/18 | 27/40 | 62-58 | +4   | 19-49/22-64 | .388/.344 | 6-11/10-39  | .545/.256 | 18-23/4-6   | .783/.667 | 41/34 +7   | 10/8   | 17/14  | 2/3   | 8/6   | 11/18 |
| PRAIRIE VIEW        | 34/27 | 33/43 | 67-70 | (3)  | 26-55/25-55 | .473/.455 | 5-20/8-18   | .250/.444 | 10-20/12-20 | .500/.600 | 30/37 (7)  | 11/9   | 17/18  | 1/2   | 7/8   | 16/21 |
| Texas Tech          | 22/26 | 23/34 | 45-60 | (15) | 18-52/19-44 | .346/.432 | 2-18/2-15   | .111/.133 | 7-16/20-25  | .438/.800 | 30/36 (6)  | 6/9    | 16/19  | 4/4   | 12/8  | 22/14 |
| UTEP                | 33/44 | 38/41 | 71-85 | (14) | 25-47/27-53 | .532/.509 | 7-18/9-24   | .389/.375 | 14-22/22-34 | .636/.647 | 29/28 +1   | 10/13  | 18/10  | 5/3   | 6/10  | 21/18 |
| UTSA                | 32/29 | 29/42 | 61-71 | (10) | 24-52/21-48 | .462/.438 | 3-17/9-22   | .176/.409 | 10-14/20-29 | .714/.690 | 30/33 (3)  | 9/12   | 15/14  | 6/4   | 3/10  | 19/15 |
| Rice                | 32/29 | 34/34 | 66-63 | +3   | 25-50/19-48 | .500/.396 | 4-12/12-31  | .333/.387 | 12-28/13-18 | .429/.722 | 31/37 (6)  | 11/14  | 13/20  | 5/1   | 12/6  | 20/20 |
| Charlotte           | 24/20 | 33/53 | 57-73 | (16) | 19-62/20-41 | .306/.488 | 4-20/6-16   | .200/.375 | 15-22/27-38 | .682/.711 | 34/42 (8)  | 15/11  | 12/24  | 2/5   | 14/3  | 26/16 |
| Old Dominion        | 22/32 | 28/29 | 50-61 | (11) | 17-49/20-57 | .347/.351 | 3-16/10-24  | .188/.417 | 13-21/11-16 | .619/.688 | 31/47 (16) | 11/12  | 9/14   | 3/2   | 6/2   | 17/18 |
| LA TECH             | 49/28 | 24/38 | 73-66 | +7   | 26-54/27-68 | .481/.397 | 6-14/9-32   | .429/.281 | 15-25/3-6   | .600/.500 | 43/33 +10  | 5/11   | 15/9   | 4/2   | 5/7   | 9/17  |
| SOUTHERN MISS       | 37/29 | 25/33 | 71-75 | (4)  | 26-57/27-64 | .456/.422 | 9-24/9-24   | .375/.375 | 10-17/12-21 | .588/.571 | 35/42 (7)  | 8/11   | 17/14  | 7/4   | 8/8   | 19/21 |
| RICE                | 37/45 | 38/20 | 75-65 | +10  | 30-53/21-49 | .566/.429 | 5-12/15-27  | .417/.556 | 10-16/8-15  | .625/.533 | 28/33 (5)  | 12/15  | 10/17  | 5/2   | 6/5   | 13/19 |
| WKU                 | 25/34 | 34/31 | 59-65 | (6)  | 24-64/25-57 | .375/.439 | 2-16/5-24   | .125/.208 | 9-20/10-26  | .450/.385 | 44/45 (1)  | 6/17   | 10/11  | 1/7   | 5/6   | 19/16 |
| Marshall            | 38/35 | 35/45 | 73-80 | (7)  | 26-63/29-61 | .413/.475 | 6-16/9-25   | .375/.360 | 15-25/13-28 | .600/.464 | 41/41 -    | 10/13  | 10/10  | 2/3   | 5/7   | 20/16 |
| UAB                 | 32/31 | 35/33 | 67-64 | +3   | 24-60/24-56 | .400/.429 | 2-13/4-13   | .154/.308 | 17-26/12-16 | .654/.750 | 40/36 +4   | 5/12   | 13/14  | 4/5   | 5/9   | 17/21 |
| MIDDLE TENNESSEE    | 18/37 | 39/19 | 57-56 | +1   | 18-48/21-47 | .375/.447 | 3-12/5-13   | .250/.385 | 18-28/9-16  | .643/.563 | 33/31 +2   | 7/6    | 14/16  | 5/2   | 10/7  | 17/17 |
| FAU                 | 38/31 | 41/41 | 79-72 | +7   | 31-49/29-60 | .633/.483 | 4-9/9-27    | .444/.333 | 13-17/5-11  | .765/.455 | 34/24 +10  | 10/15  | 9/6    | 1/2   | 4/6   | 11/18 |
| FIU                 | 29/25 | 41/31 | 70-56 | +14  | 25-64/21-49 | .391/.429 | 5-17/2-13   | .294/.154 | 15-22/12-18 | .682/.667 | 39/33 +6   | 13/7   | 7/15   | 3/8   | 9/6   | 15/22 |
| CHARLOTTE           | 41/28 | 40/37 | 81-65 | +16  | 32-59/24-55 | .542/.436 | 9-16/5-16   | .563/.313 | 8-13/12-16  | .615/.750 | 29/33 (4)  | 15/8   | 7/13   | 1/2   | 7/5   | 16/13 |
| OLD DOMINION        | 33/27 | 24/43 | 57-70 | (13) | 16-39/23-49 | .410/.469 | 5-18/2-8    | .278/.250 | 20-28/22-31 | .714/.710 | 24/36 (12) | 6/7    | 15/9   | 2/3   | 1/9   | 22/25 |
| UTEP                | 22/38 | 38/45 | 60-83 | (23) | 25-57/28-47 | .439/.596 | 5-18/9-18   | .278/.500 | 5-9/18-23   | .556/.783 | 26/29 (3)  | 11/18  | 13/11  | 0/5   | 3/5   | 13/13 |
| UTSA                | 42/33 | 26/36 | 68-69 | (1)  | 22-55/21-54 | .400/.389 | 7-20/2-12   | .350/.167 | 17-24/25-31 | .708/.806 | 38/32 +6   | 13/12  | 13/10  | 3/3   | 5/9   | 25/19 |

Note: Game totals are displayed in the format TEAM/OPPONENT for each category



**2014-15 SUPERLATIVES****North Texas - TEAM GAME HIGHS**

|                       |              |                                 |
|-----------------------|--------------|---------------------------------|
| POINTS                | 84           | ARKANSAS-MONTICELLO (11/14/14)  |
|                       | 81           | CHARLOTTE (2/26/15)             |
|                       | 79           | at FAU (2/19/15)                |
|                       | 78           | LANGSTON (12/17/14)             |
|                       | 75           | RICE (1/31/15)                  |
| FIELD GOALS MADE      | 34           | ARKANSAS-MONTICELLO (11/14/14)  |
|                       | 32           | CHARLOTTE (2/26/15)             |
| FIELD GOAL ATTEMPTS   | 64           | at FIU (2/21/15)                |
|                       | 64           | at WKU (2/5/15)                 |
| FIELD GOAL PERCENTAGE | .633 (31-49) | at FAU (2/19/15)                |
|                       | .586 (34-58) | ARKANSAS-MONTICELLO (11/14/14)  |
| 3 PT FIELD GOALS MADE | 10           | at Arkansas (11/28/14)          |
|                       | 9            | CHARLOTTE (2/26/15)             |
|                       | 9            | SOUTHERN MISS (1/24/15)         |
| 3 PT FG ATTEMPTS      | 24           | SOUTHERN MISS (1/24/15)         |
|                       | 21           | DELAWARE STATE (11/19/14)       |
| 3 PT FG PERCENTAGE    | .563 (9-16)  | CHARLOTTE (2/26/15)             |
|                       | .545 (6-11)  | CREIGHTON (12/21/14)            |
| FREE THROWS MADE      | 34           | NICHOLLS STATE (11/17/14)       |
|                       | 21           | at Stephen F. Austin (12/14/14) |
| FREE THROW ATTEMPTS   | 44           | NICHOLLS STATE (11/17/14)       |
|                       | 30           | at Stephen F. Austin (12/14/14) |
| FREE THROW PERCENTAGE | .783 (18-23) | CREIGHTON (12/21/14)            |
|                       | .773 (34-44) | NICHOLLS STATE (11/17/14)       |
| REBOUNDS              | 56           | NICHOLLS STATE (11/17/14)       |
|                       | 49           | MISSISSIPPI VALLEY (11/26/14)   |
| ASSISTS               | 16           | ARKANSAS-MONTICELLO (11/14/14)  |
|                       | 15           | CHARLOTTE (2/26/15)             |
|                       | 15           | at Charlotte (1/15/15)          |
| STEALS                | 14           | at Charlotte (1/15/15)          |
|                       | 12           | at Rice (1/10/15)               |
|                       | 12           | at Texas Tech (12/29/14)        |
| BLOCKED SHOTS         | 8            | MISSISSIPPI VALLEY (11/26/14)   |
|                       | 7            | SOUTHERN MISS (1/24/15)         |
| TURNOVERS             | 21           | NICHOLLS STATE (11/17/14)       |
|                       | 20           | MISSISSIPPI VALLEY (11/26/14)   |
| FOULS                 | 26           | at Charlotte (1/15/15)          |
|                       | 25           | at UTSA (3/7/15)                |

**2014-15 SUPERLATIVES****Opponent - GAME HIGHS**

|                       |              |                                |
|-----------------------|--------------|--------------------------------|
| POINTS                | 89           | at Arkansas (11/28/14)         |
|                       | 87           | at Oklahoma State (12/3/14)    |
|                       | 85           | UTEP (1/2/15)                  |
|                       | 83           | at UTEP (3/5/15)               |
|                       | 80           | at Marshall (2/7/15)           |
| FIELD GOALS MADE      | 29           | at FAU (2/19/15)               |
|                       | 29           | at Marshall (2/7/15)           |
|                       | 29           | at Arkansas (11/28/14)         |
| FIELD GOAL ATTEMPTS   | 72           | ARKANSAS-MONTICELLO (11/14/14) |
|                       | 71           | at Arkansas (11/28/14)         |
| FIELD GOAL PERCENTAGE | .596 (28-47) | at UTEP (3/5/15)               |
|                       | .529 (27-51) | at Oklahoma State (12/3/14)    |
| 3 PT FIELD GOALS MADE | 15           | RICE (1/31/15)                 |
|                       | 12           | at Rice (1/10/15)              |
| 3 PT FG ATTEMPTS      | 39           | CREIGHTON (12/21/14)           |
|                       | 32           | LA TECH (1/22/15)              |
| 3 PT FG PERCENTAGE    | .556 (15-27) | RICE (1/31/15)                 |
|                       | .500 (9-18)  | at UTEP (3/5/15)               |
| FREE THROWS MADE      | 27           | at Charlotte (1/15/15)         |
|                       | 25           | at UTSA (3/7/15)               |
| FREE THROW ATTEMPTS   | 38           | at Charlotte (1/15/15)         |
|                       | 34           | UTEP (1/2/15)                  |
| FREE THROW PERCENTAGE | .833 (5-6)   | ARKANSAS-MONTICELLO (11/14/14) |
|                       | .806 (25-31) | at UTSA (3/7/15)               |
| REBOUNDS              | 47           | at Old Dominion (1/17/15)      |
|                       | 47           | at Arkansas (11/28/14)         |
| ASSISTS               | 21           | at Arkansas (11/28/14)         |
|                       | 18           | at UTEP (3/5/15)               |
| STEALS                | 11           | MISSISSIPPI VALLEY (11/26/14)  |
|                       | 11           | NICHOLLS STATE (11/17/14)      |
| BLOCKED SHOTS         | 9            | at Oklahoma State (12/3/14)    |
|                       | 8            | at FIU (2/21/15)               |
| TURNOVERS             | 24           | at Charlotte (1/15/15)         |
|                       | 20           | at Rice (1/10/15)              |
| FOULS                 | 29           | NICHOLLS STATE (11/17/14)      |
|                       | 25           | OLD DOMINION (2/28/15)         |

## 2014-15 SUPERLATIVES

## North Texas - GAME LOWS

|                       |              |                                 |
|-----------------------|--------------|---------------------------------|
| POINTS                | 45           | at Texas Tech (12/29/14)        |
|                       | 48           | at Stephen F. Austin (12/14/14) |
|                       | 50           | at Old Dominion (1/17/15)       |
|                       | 57           | at Charlotte (1/15/15)          |
|                       | 57           | MIDDLE TENNESSEE (2/14/15)      |
|                       | 57           | OLD DOMINION (2/28/15)          |
| FIELD GOALS MADE      | 12           | at Stephen F. Austin (12/14/14) |
|                       | 16           | OLD DOMINION (2/28/15)          |
| FIELD GOAL ATTEMPTS   | 39           | OLD DOMINION (2/28/15)          |
|                       | 41           | at Stephen F. Austin (12/14/14) |
| FIELD GOAL PERCENTAGE | .293 (12-41) | at Stephen F. Austin (12/14/14) |
|                       | .306 (19-62) | at Charlotte (1/15/15)          |
| 3 PT FIELD GOALS MADE | 1            | NICHOLLS STATE (11/17/14)       |
|                       | 2            | at Texas Tech (12/29/14)        |
|                       | 2            | at WKU (2/5/15)                 |
|                       | 2            | UAB (2/12/15)                   |
| 3 PT FG ATTEMPTS      | 8            | ARKANSAS-MONTICELLO (11/14/14)  |
|                       | 9            | at FAU (2/19/15)                |
| 3 PT FG PERCENTAGE    | .091 (1-11)  | NICHOLLS STATE (11/17/14)       |
|                       | .111 (2-18)  | at Texas Tech (12/29/14)        |
| FREE THROWS MADE      | 5            | at UTEP (3/5/15)                |
|                       | 7            | at Texas Tech (12/29/14)        |
| FREE THROW ATTEMPTS   | 9            | at UTEP (3/5/15)                |
|                       | 12           | IONA (11/23/14)                 |
| FREE THROW PERCENTAGE | .429 (12-28) | at Rice (1/10/15)               |
|                       | .438 (7-16)  | at Texas Tech (12/29/14)        |
| REBOUNDS              | 23           | at Oklahoma State (12/3/14)     |
|                       | 24           | OLD DOMINION (2/28/15)          |
| ASSISTS               | 5            | LA TECH (1/22/15)               |
|                       | 5            | UAB (2/12/15)                   |
| STEALS                | 1            | OLD DOMINION (2/28/15)          |
|                       | 2            | IONA (11/23/14)                 |
|                       | 2            | at Arkansas (11/28/14)          |
| BLOCKED SHOTS         | 0            | at UTEP (3/5/15)                |
|                       | 1            | DELAWARE STATE (11/19/14)       |
|                       | 1            | at Oklahoma State (12/3/14)     |
|                       | 1            | PRAIRIE VIEW (12/23/14)         |
|                       | 1            | at WKU (2/5/15)                 |
|                       | 1            | at FAU (2/19/15)                |
|                       | 1            | CHARLOTTE (2/26/15)             |
| TURNOVERS             | 7            | at FIU (2/21/15)                |
|                       | 7            | CHARLOTTE (2/26/15)             |
| FOULS                 | 9            | LA TECH (1/22/15)               |
|                       | 11           | CREIGHTON (12/21/14)            |
|                       | 11           | at FAU (2/19/15)                |

**2014-15 SUPERLATIVES**

**Opponent - GAME LOWS**

|                       |              |                                 |
|-----------------------|--------------|---------------------------------|
| POINTS                | 52           | MISSISSIPPI VALLEY (11/26/14)   |
|                       | 55           | DELAWARE STATE (11/19/14)       |
|                       | 56           | MIDDLE TENNESSEE (2/14/15)      |
|                       | 56           | at FIU (2/21/15)                |
|                       | 57           | NICHOLLS STATE (11/17/14)       |
| FIELD GOALS MADE      | 17           | MISSISSIPPI VALLEY (11/26/14)   |
|                       | 17           | at Stephen F. Austin (12/14/14) |
| FIELD GOAL ATTEMPTS   | 41           | at Charlotte (1/15/15)          |
|                       | 44           | at Texas Tech (12/29/14)        |
| FIELD GOAL PERCENTAGE | .262 (17-65) | MISSISSIPPI VALLEY (11/26/14)   |
|                       | .333 (17-51) | at Stephen F. Austin (12/14/14) |
|                       | .333 (21-63) | NICHOLLS STATE (11/17/14)       |
| 3 PT FIELD GOALS MADE | 2            | at Texas Tech (12/29/14)        |
|                       | 2            | at FIU (2/21/15)                |
|                       | 2            | OLD DOMINION (2/28/15)          |
|                       | 2            | at UTSA (3/7/15)                |
| 3 PT FG ATTEMPTS      | 8            | OLD DOMINION (2/28/15)          |
|                       | 12           | at UTSA (3/7/15)                |
| 3 PT FG PERCENTAGE    | .133 (2-15)  | at Texas Tech (12/29/14)        |
|                       | .154 (2-13)  | at FIU (2/21/15)                |
| FREE THROWS MADE      | 3            | LA TECH (1/22/15)               |
|                       | 4            | CREIGHTON (12/21/14)            |
| FREE THROW ATTEMPTS   | 6            | ARKANSAS-MONTICELLO (11/14/14)  |
|                       | 6            | CREIGHTON (12/21/14)            |
|                       | 6            | LA TECH (1/22/15)               |
| FREE THROW PERCENTAGE | .385 (10-26) | at WKU (2/5/15)                 |
|                       | .455 (5-11)  | DELAWARE STATE (11/19/14)       |
|                       | .455 (5-11)  | at FAU (2/19/15)                |
| REBOUNDS              | 24           | at FAU (2/19/15)                |
|                       | 28           | UTEP (1/2/15)                   |
| ASSISTS               | 6            | MIDDLE TENNESSEE (2/14/15)      |
|                       | 7            | MISSISSIPPI VALLEY (11/26/14)   |
|                       | 7            | LANGSTON (12/17/14)             |
|                       | 7            | at FIU (2/21/15)                |
|                       | 7            | OLD DOMINION (2/28/15)          |
| STEALS                | 2            | at Old Dominion (1/17/15)       |
|                       | 3            | at Arkansas (11/28/14)          |
|                       | 3            | at Charlotte (1/15/15)          |
| BLOCKED SHOTS         | 0            | ARKANSAS-MONTICELLO (11/14/14)  |
|                       | 0            | LANGSTON (12/17/14)             |
| TURNOVERS             | 6            | at Arkansas (11/28/14)          |
|                       | 6            | at FAU (2/19/15)                |
| FOULS                 | 13           | IONA (11/23/14)                 |
|                       | 13           | CHARLOTTE (2/26/15)             |
|                       | 13           | at UTEP (3/5/15)                |



Official Basketball Box Score -- Game Totals -- Final Statistics
Arkansas-Monticello vs North Texas
11/14/14 5:00 p.m. at Denton, Texas (The Super Pit)



Official Basketball Box Score -- Game Totals -- Final Statistics
Nicholls State vs North Texas
11/17/14 7:30 p.m. at Denton, Texas (The Super Pit)



Arkansas-Monticello 62 • 0-0

Table with columns: Player, FG-FGA, 3-Ptr, FT-FTA, Rebounds, PF, TP, A TO Blk Stl, Min. Lists stats for 24 players and team totals.

FG % 1st Half: 11-32 34.4% 2nd half: 14-40 35.0% Game: 25-72 34.7%
3FG % 1st Half: 5-13 38.5% 2nd half: 2-9 22.2% Game: 7-22 31.8%
FT % 1st Half: 3-4 75.0% 2nd half: 2-2 100.0% Game: 5-6 83.3%

North Texas 84 • 1-0

Table with columns: Player, FG-FGA, 3-Ptr, FT-FTA, Rebounds, PF, TP, A TO Blk Stl, Min. Lists stats for 25 players and team totals.

FG % 1st Half: 14-26 53.8% 2nd half: 20-32 62.5% Game: 34-58 58.6%
3FG % 1st Half: 2-4 50.0% 2nd half: 1-4 25.0% Game: 3-8 37.5%
FT % 1st Half: 12-19 63.2% 2nd half: 1-5 20.0% Game: 13-24 54.2%

Officials: Rob Kruger, Jerry Scherzinger, J.B. DeRosa
Technical fouls: Arkansas-Monticello-None. North Texas-None.
Attendance: 1442

Score by periods table with columns: 1st, 2nd, Total. Shows scores for Arkansas-Monticello and North Texas.

Points In Off 2nd Fast Bench table with columns: Points, In, Off, 2nd, Fast, Bench. Shows stats for UAM and NT.

Last FG - UAM 2nd-02:03, NT 2nd-00:53.
Largest lead - UAM by 1 1st-16:32, NT by 23 2nd-05:34.
UAM led for 00:17. NT led for 38:47. Game was tied for 00:56.

Score tied - 1 time.
Lead changed - 2 times.

Nicholls State 57 • 0-1

Table with columns: Player, FG-FGA, 3-Ptr, FT-FTA, Rebounds, PF, TP, A TO Blk Stl, Min. Lists stats for 44 players and team totals.

FG % 1st Half: 7-31 22.6% 2nd half: 14-32 43.8% Game: 21-63 33.3%
3FG % 1st Half: 0-13 0.0% 2nd half: 5-12 41.7% Game: 5-25 20.0%
FT % 1st Half: 7-12 58.3% 2nd half: 3-6 50.0% Game: 10-18 55.6%

North Texas 71 • 2-0

Table with columns: Player, FG-FGA, 3-Ptr, FT-FTA, Rebounds, PF, TP, A TO Blk Stl, Min. Lists stats for 25 players and team totals.

FG % 1st Half: 7-24 29.2% 2nd half: 11-29 37.9% Game: 18-53 34.0%
3FG % 1st Half: 0-5 0.0% 2nd half: 1-6 16.7% Game: 1-11 9.1%
FT % 1st Half: 17-19 89.5% 2nd half: 17-25 68.0% Game: 34-44 77.3%

Officials: Kelly Self, Rick Randall, Peter Juzenas
Technical fouls: Nicholls State-None. North Texas-VOSS, Colin.
Attendance: 1567

Score by periods table with columns: 1st, 2nd, Total. Shows scores for Nicholls State and North Texas.

Points In Off 2nd Fast Bench table with columns: Points, In, Off, 2nd, Fast, Bench. Shows stats for NICH and NT.

Last FG - NICH 2nd-00:04, NT 2nd-00:13.
Largest lead - NICH by 3 1st-11:17, NT by 17 2nd-00:13.
NICH led for 01:36. NT led for 33:19. Game was tied for 04:53.

Score tied - 4 times.
Lead changed - 4 times.



Official Basketball Box Score -- Game Totals -- Final Statistics
Delaware State vs North Texas
11/19/14 7 p.m. at Denton, Texas (The Super Pit)



Official Basketball Box Score -- Game Totals -- Final Statistics
Iona vs North Texas
11/23/14 5:00 p.m. at Denton, Texas (The Super Pit)



Delaware State 55 • 2-1

Table with columns: Player, FG-FGA, 3-Ptr, FT-FTA, Rebounds, PF, TP, A TO Blk Stl, Min. Lists stats for 22 players and team totals.

FG % 1st Half: 10-27 37.0% 2nd half: 11-24 45.8% Game: 21-51 41.2%
3FG % 1st Half: 4-12 33.3% 2nd half: 4-9 44.4% Game: 8-21 38.1%
FT % 1st Half: 3-5 60.0% 2nd half: 2-6 33.3% Game: 5-11 45.5%

North Texas 62 • 3-0

Table with columns: Player, FG-FGA, 3-Ptr, FT-FTA, Rebounds, PF, TP, A TO Blk Stl, Min. Lists stats for 25 players and team totals.

FG % 1st Half: 10-27 37.0% 2nd half: 12-27 44.4% Game: 22-54 40.7%
3FG % 1st Half: 3-10 30.0% 2nd half: 3-11 27.3% Game: 6-21 28.6%
FT % 1st Half: 4-5 80.0% 2nd half: 8-13 61.5% Game: 12-18 66.7%

Officials: Rick Crawford, Keith Kimble, Jeff Spedoske
Technical fouls: Delaware State-None. North Texas-None.
Attendance: 1491

Score by periods table with columns: 1st, 2nd, Total. Shows scores for Delaware State and North Texas.

Points In Off 2nd Fast Bench table with columns: Points, In, Off, 2nd, Fast, Bench. Shows stats for DSUM and NT.

Last FG - DSUM 2nd-00:05, NT 2nd-03:03.
Largest lead - DSUM by 6 1st-18:14, NT by 9 2nd-00:35.
DSUM led for 10:34. NT led for 24:38. Game was tied for 04:48.

Score tied - 6 times.
Lead changed - 5 times.

Iona 78 • 3-1

Table with columns: Player, FG-FGA, 3-Ptr, FT-FTA, Rebounds, PF, TP, A TO Blk Stl, Min. Lists stats for 32 players and team totals.

FG % 1st Half: 10-30 33.3% 2nd half: 15-28 53.6% Game: 25-58 43.1%
3FG % 1st Half: 4-20 20.0% 2nd half: 6-10 60.0% Game: 10-30 33.3%
FT % 1st Half: 8-14 57.1% 2nd half: 10-11 90.9% Game: 18-25 72.0%

North Texas 58 • 3-1

Table with columns: Player, FG-FGA, 3-Ptr, FT-FTA, Rebounds, PF, TP, A TO Blk Stl, Min. Lists stats for 25 players and team totals.

FG % 1st Half: 13-25 52.0% 2nd half: 10-25 40.0% Game: 23-50 46.0%
3FG % 1st Half: 2-7 28.6% 2nd half: 1-7 14.3% Game: 3-14 21.4%
FT % 1st Half: 4-5 80.0% 2nd half: 5-7 71.4% Game: 9-12 75.0%

Officials: Ray Natili, Marques Pettigrew, Rusty Phillips
Technical fouls: Iona-None. North Texas-ANIEFIOK, Maurice.
Attendance: 2278

Score by periods table with columns: 1st, 2nd, Total. Shows scores for Iona and North Texas.

Points In Off 2nd Fast Bench table with columns: Points, In, Off, 2nd, Fast, Bench. Shows stats for ION and NT.

Last FG - ION 2nd-00:42, NT 2nd-03:04.
Largest lead - ION by 20 2nd-00:42, NT by 7 1st-15:33.
ION led for 22:31. NT led for 11:32. Game was tied for 05:57.

Score tied - 5 times.
Lead changed - 6 times.



Official Basketball Box Score -- Game Totals -- Final Statistics
Mississippi Valley vs North Texas
11/26/14 7:00 p.m. at Denton, Texas (The Super Pit)



Official Basketball Box Score -- Game Totals -- Final Statistics
North Texas vs Arkansas
11/28/14 8:00 p.m. at Fayetteville, Ark. (Bud Walton Arena)



Mississippi Valley 52 • 0-5

Table with columns: #, Player, Total FG-FGA, 3-Ptr FG-FGA, FT-FTA, Rebounds (Off, Def, Tot), PF, TP, A, TO, Blk, Stl, Min. Includes player stats for Vaughn, Kelly, Bargman, etc.

FG % 1st Half: 9-31 29.0% 2nd half: 8-34 23.5% Game: 17-65 26.2%
3FG % 1st Half: 5-13 38.5% 2nd half: 2-9 22.2% Game: 7-22 31.8%
FT % 1st Half: 4-4 100.0 2nd half: 7-11 63.6% Game: 11-15 73.3%

North Texas 67 • 4-1

Table with columns: #, Player, Total FG-FGA, 3-Ptr FG-FGA, FT-FTA, Rebounds (Off, Def, Tot), PF, TP, A, TO, Blk, Stl, Min. Includes player stats for Flannigan, Voss, Aniefiok, etc.

FG % 1st Half: 17-33 51.5% 2nd half: 9-23 39.1% Game: 26-56 46.4%
3FG % 1st Half: 4-10 40.0% 2nd half: 1-6 16.7% Game: 5-16 31.3%
FT % 1st Half: 3-4 75.0% 2nd half: 7-16 43.8% Game: 10-20 50.0%

Officials: Kipp Kissinger, Brooks Wells, Kelly Davis
Technical fouls: Mississippi Valley-None. North Texas-WILLIAMS, Jordan.
Attendance: 1418

Score by periods table with columns: 1st, 2nd, Total. Shows scores for Mississippi Valley and North Texas.

Points in Paint, Off T/O, 2nd Chance, Fast Break, Bench for MVSUMB and NT.

Last FG - MVSUMB 2nd-00:35, NT 2nd-01:52.
Largest lead - MVSUMB by 6 1st-15:56, NT by 21 2nd-01:52.
MVSUMB led for 05:36. NT led for 33:01. Game was tied for 01:02.



Official Basketball Box Score -- Game Totals -- Final Statistics
North Texas vs Oklahoma State
12-03-14 7:05 pm at Stillwater, Okla. (Gallagher-Iba Arena)



Official Basketball Box Score -- Game Totals -- Final Statistics
North Texas vs Stephen F. Austin
12/14/14 3:00 p.m. at Nacogdoches, Texas (WRJ Coliseum)



North Texas 61 • 4-3

Table with columns: #, Player, Total FG-FGA, 3-Ptr FG-FGA, FT-FTA, Rebounds (Off, Def, Tot), PF, TP, A, TO, Blk, Stl, Min. Includes player stats for Aniefiok, Flannigan, Voss, etc.

FG % 1st Half: 12-27 44.4% 2nd half: 9-28 32.1% Game: 21-55 38.2%
3FG % 1st Half: 1-6 16.7% 2nd half: 6-10 60.0% Game: 7-16 43.8%
FT % 1st Half: 5-7 71.4% 2nd half: 7-10 70.0% Game: 12-17 70.6%

Oklahoma State 87 • 7-0

Table with columns: #, Player, Total FG-FGA, 3-Ptr FG-FGA, FT-FTA, Rebounds (Off, Def, Tot), PF, TP, A, TO, Blk, Stl, Min. Includes player stats for Carroll, Solomon, Cobbins, etc.

FG % 1st Half: 13-27 48.1% 2nd half: 14-24 58.3% Game: 27-51 52.9%
3FG % 1st Half: 5-12 41.7% 2nd half: 5-13 38.5% Game: 10-25 40.0%
FT % 1st Half: 11-15 73.3% 2nd half: 12-16 75.0% Game: 23-31 74.2%

Officials: Duke Edsall, Kevin Mathis, Michael Stephens
Technical fouls: North Texas-None. Oklahoma State-None.
Attendance: 6086
Fouled Out: UNT-#5 Eaglin (2:28)

Score by periods table with columns: 1st, 2nd, Total. Shows scores for North Texas and Oklahoma State.

North Texas 73 • 4-2

Table with columns: #, Player, Total FG-FGA, 3-Ptr FG-FGA, FT-FTA, Rebounds (Off, Def, Tot), PF, TP, A, TO, Blk, Stl, Min. Includes player stats for Flannigan, Voss, Aniefiok, etc.

FG % 1st Half: 13-27 48.1% 2nd half: 13-31 41.9% Game: 26-58 44.8%
3FG % 1st Half: 5-8 62.5% 2nd half: 5-12 41.7% Game: 10-20 50.0%
FT % 1st Half: 5-10 50.0% 2nd half: 6-14 42.9% Game: 11-24 45.8%

Arkansas 89 • 5-0

Table with columns: #, Player, Total FG-FGA, 3-Ptr FG-FGA, FT-FTA, Rebounds (Off, Def, Tot), PF, TP, A, TO, Blk, Stl, Min. Includes player stats for Harris, Portis, Madden, etc.

FG % 1st Half: 13-33 39.4% 2nd half: 16-38 42.1% Game: 29-71 40.8%
3FG % 1st Half: 6-14 42.9% 2nd half: 5-13 38.5% Game: 11-27 40.7%
FT % 1st Half: 6-6 100.0 2nd half: 14-19 73.7% Game: 20-25 80.0%

Officials: Mike Nance (R), Patrick Evans, Bruce Benedict
Technical fouls: North Texas-HARRIS, DeAndre. Arkansas-None.
Attendance: 14885
Estimated Actual Attendance: 7,353
Fouled out: North Texas #11, Combs (2:38 2nd half)
Arkansas: #10, Portis (1:03 2nd half)

Score by periods table with columns: 1st, 2nd, Total. Shows scores for North Texas and Arkansas.

Points in Paint, Off T/O, 2nd Chance, Fast Break, Bench for NT and AR.

Last FG - NT 2nd-00:21, AR 2nd-00:42.
Largest lead - NT by 4 1st-17:15, AR by 19 2nd-00:42.
NT led for 07:05. AR led for 27:01. Game was tied for 05:54.

North Texas 48 • 4-4

Table with columns: #, Player, Total FG-FGA, 3-Ptr FG-FGA, FT-FTA, Rebounds (Off, Def, Tot), PF, TP, A, TO, Blk, Stl, Min. Includes player stats for Aniefiok, White-Pittman, Williams, etc.

FG % 1st Half: 5-20 25.0% 2nd half: 7-21 33.3% Game: 12-41 29.3%
3FG % 1st Half: 2-7 28.6% 2nd half: 1-8 12.5% Game: 3-15 20.0%
FT % 1st Half: 8-12 66.7% 2nd half: 13-18 72.2% Game: 21-30 70.0%

Stephen F. Austin 59 • 7-3

Table with columns: #, Player, Total FG-FGA, 3-Ptr FG-FGA, FT-FTA, Rebounds (Off, Def, Tot), PF, TP, A, TO, Blk, Stl, Min. Includes player stats for Walkup, Johnson, Pinkney, etc.

FG % 1st Half: 7-28 25.0% 2nd half: 10-23 43.5% Game: 17-51 33.3%
3FG % 1st Half: 2-11 18.2% 2nd half: 4-11 36.4% Game: 6-22 27.3%
FT % 1st Half: 10-14 71.4% 2nd half: 9-13 69.2% Game: 19-27 70.4%

Officials: Mike Thibodeaux, Jeff Malham, Marques Pettigrew
Technical fouls: North Texas-None. Stephen F. Austin-None.
Attendance: 582

Score by periods table with columns: 1st, 2nd, Total. Shows scores for North Texas and Stephen F. Austin.



Official Basketball Box Score -- Game Totals -- Final Statistics

Langston vs North Texas

12/17/14 11:30 a.m. at Denton, Texas (The Super Pit)

Langston 65 • 5-3

Table with 15 columns: #, Player, Total FG-FGA, 3-Ptr FG-FGA, FT-FTA, Rebounds Off Def Tot, PF, TP, A TO Blk Stl, Min. Rows include Jones, Terrell; Jones, Curtis; Gray, Landon; etc.

FG % 1st Half: 8-27 29.6% 2nd half: 15-32 46.9% Game: 23-59 39.0%
3FG % 1st Half: 3-14 21.4% 2nd half: 3-12 25.0% Game: 6-26 23.1%
FT % 1st Half: 4-4 100.0 2nd half: 9-13 69.2% Game: 13-17 76.5%

North Texas 78 • 5-4

Table with 15 columns: #, Player, Total FG-FGA, 3-Ptr FG-FGA, FT-FTA, Rebounds Off Def Tot, PF, TP, A TO Blk Stl, Min. Rows include Combs, Jeremy; Voss, Colin; White-Pittman, Greg; etc.

FG % 1st Half: 14-29 48.3% 2nd half: 15-27 55.6% Game: 29-56 51.8%
3FG % 1st Half: 1-4 25.0% 2nd half: 2-6 33.3% Game: 3-10 30.0%
FT % 1st Half: 5-8 62.5% 2nd half: 12-20 60.0% Game: 17-28 60.7%

Score by periods table with columns: Score by periods, 1st, 2nd, Total. Rows: Langston (23, 42, 65), North Texas (34, 44, 78)

Officials: Paul Janssen, Hal Lusk, Bill Jacobson
Technical fouls: Langston-None. North Texas-None.
Attendance: 2778



Official Basketball Box Score -- Game Totals -- Final Statistics

Creighton vs North Texas

12/21/14 1:00 p.m. at Denton, Texas (The Super Pit)

Creighton 58 • 9-4

Table with 15 columns: #, Player, Total FG-FGA, 3-Ptr FG-FGA, FT-FTA, Rebounds Off Def Tot, PF, TP, A TO Blk Stl, Min. Rows include Hegner, Toby; Hanson, Zach; Chatman, Austin; etc.

FG % 1st Half: 7-24 29.2% 2nd half: 15-40 37.5% Game: 22-64 34.4%
3FG % 1st Half: 2-14 14.3% 2nd half: 8-25 32.0% Game: 10-39 25.6%
FT % 1st Half: 2-2 100.0 2nd half: 2-4 50.0% Game: 4-6 66.7%

North Texas 62 • 6-4

Table with 15 columns: #, Player, Total FG-FGA, 3-Ptr FG-FGA, FT-FTA, Rebounds Off Def Tot, PF, TP, A TO Blk Stl, Min. Rows include Combs, Jeremy; Voss, Colin; Aniefiok, Maurice; etc.

FG % 1st Half: 12-32 37.5% 2nd half: 7-17 41.2% Game: 19-49 38.8%
3FG % 1st Half: 4-7 57.1% 2nd half: 2-4 50.0% Game: 6-11 54.5%
FT % 1st Half: 7-7 100.0 2nd half: 11-16 68.8% Game: 18-23 78.3%

Score by periods table with columns: Score by periods, 1st, 2nd, Total. Rows: Creighton (18, 40, 58), North Texas (35, 27, 62)

Officials: Tom Eades, Kipp Kissinger, Matt Potter
Technical fouls: Creighton-None. North Texas-None.
Attendance: 4227



Official Basketball Box Score -- Game Totals -- Final Statistics

Prairie View vs North Texas

12/23/14 7:00 p.m. at Denton, Texas (The Super Pit)

Prairie View 70 • 2-10

Table with 15 columns: #, Player, Total FG-FGA, 3-Ptr FG-FGA, FT-FTA, Rebounds Off Def Tot, PF, TP, A TO Blk Stl, Min. Rows include Hamilton, Zachary; Onwukamuche, Reggis; Hagood, Tre; etc.

FG % 1st Half: 12-26 46.2% 2nd half: 13-29 44.8% Game: 25-55 45.5%
3FG % 1st Half: 3-8 37.5% 2nd half: 5-10 50.0% Game: 8-18 44.4%
FT % 1st Half: 0-1 0.0% 2nd half: 12-19 63.2% Game: 12-20 60.0%

North Texas 67 • 6-5

Table with 15 columns: #, Player, Total FG-FGA, 3-Ptr FG-FGA, FT-FTA, Rebounds Off Def Tot, PF, TP, A TO Blk Stl, Min. Rows include Combs, Jeremy; Voss, Colin; Aniefiok, Maurice; etc.

FG % 1st Half: 15-31 48.4% 2nd half: 11-24 45.8% Game: 26-55 47.3%
3FG % 1st Half: 1-9 11.1% 2nd half: 4-11 36.4% Game: 5-20 25.0%
FT % 1st Half: 3-8 37.5% 2nd half: 7-12 58.3% Game: 10-20 50.0%

Score by periods table with columns: Score by periods, 1st, 2nd, Total. Rows: Prairie View (27, 43, 70), North Texas (34, 33, 67)

Officials: Darron George, Kevin Mathis, Byron Jarrett
Technical fouls: Prairie View-None. North Texas-None.
Attendance: 2117



Official Basketball Box Score -- Game Totals -- Final Statistics

North Texas vs Texas Tech

12/29/14 7:07 PM at Lubbock, TX (United Supermarkets Arena)

North Texas 45 • 6-6

Table with 15 columns: #, Player, Total FG-FGA, 3-Ptr FG-FGA, FT-FTA, Rebounds Off Def Tot, PF, TP, A TO Blk Stl, Min. Rows include Aniefiok, Maurice; Combs, Jeremy; Taylor, T.J.; etc.

FG % 1st Half: 9-28 32.1% 2nd half: 9-24 37.5% Game: 18-52 34.6%
3FG % 1st Half: 0-4 0.0% 2nd half: 2-14 14.3% Game: 2-18 11.1%
FT % 1st Half: 4-6 66.7% 2nd half: 3-10 30.0% Game: 7-16 43.8%

Texas Tech 60 • 10-3

Table with 15 columns: #, Player, Total FG-FGA, 3-Ptr FG-FGA, FT-FTA, Rebounds Off Def Tot, PF, TP, A TO Blk Stl, Min. Rows include Williams, Devaughntah; Gray, Justin; Smith, Zach; etc.

FG % 1st Half: 11-24 45.8% 2nd half: 8-20 40.0% Game: 19-44 43.2%
3FG % 1st Half: 0-6 0.0% 2nd half: 2-9 22.2% Game: 2-15 13.3%
FT % 1st Half: 4-4 100.0 2nd half: 16-21 76.2% Game: 20-25 80.0%

Score by periods table with columns: Score by periods, 1st, 2nd, Total. Rows: North Texas (22, 23, 45), Texas Tech (26, 34, 60)

Officials: Mark Whitehead, Zelton Steed, Rick Randall
Technical fouls: North Texas-None. Texas Tech-None.
Attendance: 6033



Official Basketball Box Score -- Game Totals -- Final Statistics
UTEP vs North Texas
1/2/15 7:00 p.m. at Denton, Texas (The Super Pit)



UTEP 85 • 9-4, 1-0 C-USA

Box score table for UTEP vs North Texas. Columns include Player, FG-FGA, 3-Ptr, FT-FTA, Rebounds, PF, TP, A TO Blk Stl, Min. Totals: 27-53, 9-24, 22-34, 11 17 28, 18 85, 13 10 3 10 200.

FG % 1st Half: 13-25 52.0% 2nd half: 14-28 50.0% Game: 27-53 50.9%
3FG % 1st Half: 5-12 41.7% 2nd half: 4-12 33.3% Game: 9-24 37.5%
FT % 1st Half: 13-18 72.2% 2nd half: 9-16 56.3% Game: 22-34 64.7%

North Texas 71 • 6-7, 0-1 C-USA

Box score table for North Texas vs UTEP. Columns include Player, FG-FGA, 3-Ptr, FT-FTA, Rebounds, PF, TP, A TO Blk Stl, Min. Totals: 25-47, 7-18, 14-22, 7 22 29, 21 71, 10 18 5 6 200.

FG % 1st Half: 12-21 57.1% 2nd half: 13-26 50.0% Game: 25-47 53.2%
3FG % 1st Half: 4-10 40.0% 2nd half: 3-8 37.5% Game: 7-18 38.9%
FT % 1st Half: 5-8 62.5% 2nd half: 9-14 64.3% Game: 14-22 63.6%

Officials: Ray Natili, Tim Gattis, Brent Hampton
Technical fouls: UTEP-HUNTER, Vince. North Texas-None.
Attendance: 2785
UNT player DeAndre Harris ejected with 2:38 remaining in game.

Score by periods table for UTEP vs North Texas. Columns: 1st, 2nd, Total. UTEP: 44, 41, 85. North Texas: 33, 38, 71.



Official Basketball Box Score -- Game Totals -- Final Statistics
UTSA vs North Texas
1/4/15 2 p.m. at Denton, Texas (The Super Pit)



UTSA 71 • 6-6, 1-1 C-USA

Box score table for UTSA vs North Texas. Columns include Player, FG-FGA, 3-Ptr, FT-FTA, Rebounds, PF, TP, A TO Blk Stl, Min. Totals: 21-48, 9-22, 20-29, 13 20 33, 15 71, 12 14 4 10 200.

FG % 1st Half: 10-26 38.5% 2nd half: 11-22 50.0% Game: 21-48 43.8%
3FG % 1st Half: 5-13 38.5% 2nd half: 4-9 44.4% Game: 9-22 40.9%
FT % 1st Half: 4-8 50.0% 2nd half: 16-21 76.2% Game: 20-29 69.0%

North Texas 61 • 6-8, 0-2 C-USA

Box score table for North Texas vs UTSA. Columns include Player, FG-FGA, 3-Ptr, FT-FTA, Rebounds, PF, TP, A TO Blk Stl, Min. Totals: 24-52, 3-17, 10-14, 10 20 30, 19 61, 9 15 6 3 200.

FG % 1st Half: 14-25 56.0% 2nd half: 10-27 37.0% Game: 24-52 46.2%
3FG % 1st Half: 2-8 25.0% 2nd half: 1-9 11.1% Game: 3-17 17.6%
FT % 1st Half: 2-4 50.0% 2nd half: 8-10 80.0% Game: 10-14 71.4%

Officials: Gary Maxwell, Duke Edsall, Rod Dixon
Technical fouls: UTSA-None. North Texas-None.
Attendance: 1628

Score by periods table for North Texas vs UTSA. Columns: 1st, 2nd, Total. North Texas: 29, 42, 71. UTSA: 32, 29, 61.

Points In Off 2nd Fast Bench
UTSA 16 24 T/O Chance Break 6 7
NT 20 9 8 7
Score tied - 9 times.
Lead changed - 15 times.



Official Basketball Box Score -- Game Totals -- Final Statistics
North Texas vs Rice
01/10/15 2 p.m. at Houston, Texas (Tudor Fieldhouse)



North Texas 66 • 7-8, 1-2

Box score table for North Texas vs Rice. Columns include Player, FG-FGA, 3-Ptr, FT-FTA, Rebounds, PF, TP, A TO Blk Stl, Min. Totals: 25-50, 4-12, 12-28, 7 24 31, 20 66, 11 13 5 12 200.

FG % 1st Half: 13-30 43.3% 2nd half: 12-20 60.0% Game: 25-50 50.0%
3FG % 1st Half: 3-9 33.3% 2nd half: 1-3 33.3% Game: 4-12 33.3%
FT % 1st Half: 3-8 37.5% 2nd half: 9-20 45.0% Game: 12-28 42.9%

Rice 63 • 4-10, 1-2

Box score table for Rice vs North Texas. Columns include Player, FG-FGA, 3-Ptr, FT-FTA, Rebounds, PF, TP, A TO Blk Stl, Min. Totals: 19-48, 12-31, 13-18, 9 28 37, 20 63, 14 20 1 6 200.

FG % 1st Half: 10-26 38.5% 2nd half: 9-22 40.9% Game: 19-48 39.6%
3FG % 1st Half: 7-18 38.9% 2nd half: 5-13 38.5% Game: 12-31 38.7%
FT % 1st Half: 2-2 100.0% 2nd half: 11-16 68.8% Game: 13-18 72.2%

Officials: Alfred Smith, Bert Smith, Kerby Sitton
Technical fouls: North Texas-None. Rice-None.
Attendance: 1230

Score by periods table for North Texas vs Rice. Columns: 1st, 2nd, Total. North Texas: 32, 34, 66. Rice: 29, 34, 63.

Last FG - NT 2nd-01:13, RICE 2nd-00:06.
Largest lead - NT by 13 2nd-06:41, RICE by 8 1st-10:37.
NT led for 25:22. RICE led for 10:18. Game was tied for 04:19.

Score tied - 3 times.
Lead changed - 4 times.



Official Basketball Box Score -- Game Totals -- Final Statistics
North Texas vs Charlotte
01/15/15 7:00 p.m. at Halton Arena (Charlotte, N.C.)



North Texas 57 • 7-9, 1-3 C-USA

Box score table for North Texas vs Charlotte. Columns include Player, FG-FGA, 3-Ptr, FT-FTA, Rebounds, PF, TP, A TO Blk Stl, Min. Totals: 19-62, 4-20, 15-22, 14 20 34, 26 57, 15 12 2 14 200.

FG % 1st Half: 9-28 32.1% 2nd half: 10-34 29.4% Game: 19-62 30.6%
3FG % 1st Half: 2-8 25.0% 2nd half: 2-12 16.7% Game: 4-20 20.0%
FT % 1st Half: 4-4 100.0% 2nd half: 11-18 61.1% Game: 15-22 68.2%

Charlotte 73 • 8-8, 2-2 C-USA

Box score table for Charlotte vs North Texas. Columns include Player, FG-FGA, 3-Ptr, FT-FTA, Rebounds, PF, TP, A TO Blk Stl, Min. Totals: 20-41, 6-16, 27-38, 9 33 42, 16 73, 11 24 5 3 200.

FG % 1st Half: 7-18 38.9% 2nd half: 13-23 56.5% Game: 20-41 48.8%
3FG % 1st Half: 3-7 42.9% 2nd half: 3-9 33.3% Game: 6-16 37.5%
FT % 1st Half: 3-8 37.5% 2nd half: 24-30 80.0% Game: 27-38 71.1%

Officials: Rick Hartzell, Bryan Kersey, Zelton Steed
Technical fouls: North Texas-HARRIS, DeAndre 2; VOSS, Colin.
Charlotte-HENRY, Pierria.
Attendance: 3694

Score by periods table for North Texas vs Charlotte. Columns: 1st, 2nd, Total. North Texas: 24, 33, 57. Charlotte: 20, 53, 73.

Points In Off 2nd Fast Bench
North Texas 24 24 T/O Chance Break 3 12 17
NT 20 21 6 4 17
CHA 20 53 73
Score tied - 2 times.
Lead changed - 3 times.

Last FG - NT 2nd-00:19, CHA 2nd-06:10.
Largest lead - NT by 7 1st-07:15, CHA by 25 2nd-06:10.
NT led for 12:54. CHA led for 25:19. Game was tied for 01:01.





Official Basketball Box Score -- Game Totals -- Final Statistics
NORTH TEXAS vs OLD DOMINION
1-17-15 7:07 PM at Ted Constant Convocation Center



Official Basketball Box Score -- Game Totals -- Final Statistics
LA Tech vs North Texas
1/22/15 7:00 p.m. at Denton, Texas (The Super Pit)



NORTH TEXAS 50 • 7-10 (1-4 C-USA)

Table with columns: #, Player, Total (FG-FGA, 3-Ptr), Rebounds (Off, Def, Tot), PF, TP, A TO, Blk, Stl, Min. Includes player stats for COMBS, AHMED, ANIEFIOK, etc.

FG % 1st Half: 9-25 36.0% 2nd half: 8-24 33.3% Game: 17-49 34.7%
3FG % 1st Half: 1-7 14.3% 2nd half: 2-9 22.2% Game: 3-16 18.8%
FT % 1st Half: 3-7 42.9% 2nd half: 10-14 71.4% Game: 13-21 61.9%

OLD DOMINION 61 • 15-2 (4-1 C-USA)

Table with columns: #, Player, Total (FG-FGA, 3-Ptr), Rebounds (Off, Def, Tot), PF, TP, A TO, Blk, Stl, Min. Includes player stats for ROSS, ARLEDGE, BAKER, etc.

FG % 1st Half: 10-27 37.0% 2nd half: 10-30 33.3% Game: 20-57 35.1%
3FG % 1st Half: 8-15 53.3% 2nd half: 2-9 22.2% Game: 10-24 41.7%
FT % 1st Half: 4-6 66.7% 2nd half: 7-10 70.0% Game: 11-16 68.8%

Officials: Clyde Owens, Rick Randall, Ty Meixsell
Technical fouls: NORTH TEXAS-None. OLD DOMINION-None.
Attendance: 8472
second sellout this year

Score by periods table with columns: 1st, 2nd, Total. Shows scores for North Texas (22, 28, 50) and Old Dominion (32, 29, 61).

Last FG - NT 2nd-01:02, ODU 2nd-01:52.
Largest lead - NT by 4 1st-15:43, ODU by 17 2nd-07:10.
NT led for 07:25. ODU led for 29:25. Game was tied for 03:10.

Score tied - 3 times.
Lead changed - 7 times.



Official Basketball Box Score -- Game Totals -- Final Statistics
Southern Miss vs North Texas
1/24/15 7:00 p.m. at Denton, Texas (The Super Pit)



Official Basketball Box Score -- Game Totals -- Final Statistics
Rice vs North Texas
1/31/15 7:00 p.m. at Denton, Texas (The Super Pit)



Southern Miss 75 • 6-12, 1-6 C-USA

Table with columns: #, Player, Total (FG-FGA, 3-Ptr), Rebounds (Off, Def, Tot), PF, TP, A TO, Blk, Stl, Min. Includes player stats for CAREY, EASON, BINGAYA, etc.

FG % 1st Half: 11-27 40.7% 2nd half: 12-31 38.7% OT: 4-6 66.7% Game: 27-64 42.2%
3FG % 1st Half: 4-11 36.4% 2nd half: 3-10 30.0% OT: 2-3 66.7% Game: 9-24 37.5%
FT % 1st Half: 3-5 60.0% 2nd half: 6-10 60.0% OT: 3-6 50.0% Game: 12-21 57.1%

North Texas 71 • 8-11, 2-5 C-USA

Table with columns: #, Player, Total (FG-FGA, 3-Ptr), Rebounds (Off, Def, Tot), PF, TP, A TO, Blk, Stl, Min. Includes player stats for COMBS, VOSS, ANIEFIOK, etc.

FG % 1st Half: 15-25 60.0% 2nd half: 8-20 40.0% OT: 3-12 25.0% Game: 26-57 45.6%
3FG % 1st Half: 4-11 36.4% 2nd half: 3-10 30.0% OT: 1-5 20.0% Game: 9-24 37.5%
FT % 1st Half: 2-4 50.0% 2nd half: 6-9 66.7% OT: 2-4 50.0% Game: 10-17 58.8%

Officials: Hal Lusk, Kerry Sitton, Toby Martinez
Technical fouls: Southern Miss-None. North Texas-None.
Attendance: 3759

Score by periods table with columns: 1st, 2nd, OT, Total. Shows scores for Southern Miss (29, 33, 13, 75) and North Texas (37, 25, 9, 71).

Last FG - USM OT-01:12, NT OT-00:04.
Largest lead - USM by 7 OT-00:13, NT by 14 2nd-16:01.
USM led for 02:43. NT led for 38:23. Game was tied for 03:49.

Score tied - 5 times.
Lead changed - 5 times.

Rice 65 • 6-14, 3-5 C-USA

Table with columns: #, Player, Total (FG-FGA, 3-Ptr), Rebounds (Off, Def, Tot), PF, TP, A TO, Blk, Stl, Min. Includes player stats for GEARHART, DRONE, GURCY, etc.

FG % 1st Half: 16-25 64.0% 2nd half: 5-24 20.8% Game: 21-49 42.9%
3FG % 1st Half: 12-19 63.2% 2nd half: 3-8 37.5% Game: 15-27 55.6%
FT % 1st Half: 1-2 50.0% 2nd half: 7-13 53.8% Game: 8-15 53.3%

North Texas 75 • 9-11, 3-5 C-USA

Table with columns: #, Player, Total (FG-FGA, 3-Ptr), Rebounds (Off, Def, Tot), PF, TP, A TO, Blk, Stl, Min. Includes player stats for COMBS, VOSS, ANIEFIOK, etc.

FG % 1st Half: 14-28 50.0% 2nd half: 16-25 64.0% Game: 30-53 56.6%
3FG % 1st Half: 4-8 50.0% 2nd half: 1-4 25.0% Game: 5-12 41.7%
FT % 1st Half: 5-8 62.5% 2nd half: 5-8 62.5% Game: 10-16 62.5%

Officials: Greg Rennegar, Gerald Williams, Marques Pettigrew
Technical fouls: Rice-None. North Texas-None.
Attendance: 4212

Score by periods table with columns: 1st, 2nd, Total. Shows scores for Rice (45, 20, 65) and North Texas (37, 38, 75).

Last FG - RICE 2nd-01:19, NT 2nd-00:54.
Largest lead - RICE by 13 1st-00:54, NT by 11 2nd-00:24.
RICE led for 26:15. NT led for 08:33. Game was tied for 05:12.

Score tied - 6 times.
Lead changed - 6 times.





Official Basketball Box Score -- Game Totals -- Final Statistics
North Texas vs FAU
2/19/15 7 p.m. at FAU Arena, Boca Raton, Fla.



Official Basketball Box Score -- Game Totals -- Final Statistics
North Texas vs FIU
2/21/15 6:00 PM at FIU Arena (Miami, Fla.)



North Texas 79 • 12-13, 6-7

Table with columns: # Player, Total FG-FGA, 3-Ptr FG-FGA, FT-FTA, Rebounds (Off, Def, Tot), PF, TP, A TO Blk Stl, Min. Includes player stats for COMBS, VOSS, ANIEFIOK, etc.

FG % 1st Half: 15-22 68.2% 2nd half: 16-27 59.3% Game: 31-49 63.3%
3FG % 1st Half: 2-5 40.0% 2nd half: 2-4 50.0% Game: 4-9 44.4%
FT % 1st Half: 6-6 100.0 2nd half: 7-11 63.6% Game: 13-17 76.5%

FAU 72 • 8-16, 1-12

Table with columns: # Player, Total FG-FGA, 3-Ptr FG-FGA, FT-FTA, Rebounds (Off, Def, Tot), PF, TP, A TO Blk Stl, Min. Includes player stats for Penn, Raffington, Botley, etc.

FG % 1st Half: 13-28 46.4% 2nd half: 16-32 50.0% Game: 29-60 48.3%
3FG % 1st Half: 4-13 30.8% 2nd half: 5-14 35.7% Game: 9-27 33.3%
FT % 1st Half: 1-2 50.0% 2nd half: 4-9 44.4% Game: 5-11 45.5%

Officials: Derron George, Kelly Self, Pat Adams
Technical fouls: North Texas-None. FAU-None.
Attendance: 1108

Score by periods table with columns: 1st, 2nd, Total. Shows scores for North Texas and FAU.

Last FG - NT 2nd-01:22, FAU 2nd-00:22.
Largest lead - NT by 15 2nd-09:24, FAU by 3 1st-05:44.
NT led for 34:07. FAU led for 07:52. Game was tied for 07:48.

Score tied - 5 times.
Lead changed - 12 times.



Official Basketball Box Score -- Game Totals -- Final Statistics
Charlotte vs North Texas
2/26/15 7:00 p.m. at Denton, Texas (The Super Pit)



Charlotte 65 • 12-16, 5-10 CUSA

Table with columns: # Player, Total FG-FGA, 3-Ptr FG-FGA, FT-FTA, Rebounds (Off, Def, Tot), PF, TP, A TO Blk Stl, Min. Includes player stats for THORNE JR., OGBUEZE, etc.

FG % 1st Half: 11-27 40.7% 2nd half: 13-28 46.4% Game: 24-55 43.6%
3FG % 1st Half: 3-9 33.3% 2nd half: 2-7 28.6% Game: 5-16 31.3%
FT % 1st Half: 3-3 100.0 2nd half: 9-13 69.2% Game: 12-16 75.0%

North Texas 81 • 14-13, 8-7 C-USA

Table with columns: # Player, Total FG-FGA, 3-Ptr FG-FGA, FT-FTA, Rebounds (Off, Def, Tot), PF, TP, A TO Blk Stl, Min. Includes player stats for COMBS, VOSS, ANIEFIOK, etc.

FG % 1st Half: 17-27 63.0% 2nd half: 15-32 46.9% Game: 32-59 54.2%
3FG % 1st Half: 6-9 66.7% 2nd half: 3-7 42.9% Game: 9-16 56.3%
FT % 1st Half: 1-4 25.0% 2nd half: 7-9 77.8% Game: 8-13 61.5%

Officials: Steve Olson, Jeb Hartness, Mark Schnur
Technical fouls: Charlotte-None. North Texas-None.
Attendance: 4122

Score by periods table with columns: 1st, 2nd, Total. Shows scores for Charlotte and North Texas.

Last FG - CHA 2nd-00:32, NT 2nd-00:57.
Largest lead - CHA None, NT by 22 2nd-05:51.
CHA led for 00:00. NT led for 37:50. Game was tied for 01:03.

Score tied - 0 times.
Lead changed - 0 times.

North Texas 70 • 13-13, 7-7 CUSA

Table with columns: # Player, Total FG-FGA, 3-Ptr FG-FGA, FT-FTA, Rebounds (Off, Def, Tot), PF, TP, A TO Blk Stl, Min. Includes player stats for ANIEFIOK, COMBS, TAYLOR, etc.

FG % 1st Half: 13-33 39.4% 2nd half: 12-31 38.7% Game: 25-64 39.1%
3FG % 1st Half: 1-7 14.3% 2nd half: 3-8 37.5% Game: 5-17 29.4%
FT % 1st Half: 1-1 100.0 2nd half: 14-21 66.7% Game: 15-22 68.2%

FIU 56 • 13-14, 6-8 CUSA

Table with columns: # Player, Total FG-FGA, 3-Ptr FG-FGA, FT-FTA, Rebounds (Off, Def, Tot), PF, TP, A TO Blk Stl, Min. Includes player stats for RODRIGUEZ, WILLIAMS, DIAZ, etc.

FG % 1st Half: 10-26 38.5% 2nd half: 11-23 47.8% Game: 21-49 42.9%
3FG % 1st Half: 1-7 14.3% 2nd half: 1-6 16.7% Game: 2-13 15.4%
FT % 1st Half: 4-6 66.7% 2nd half: 8-12 66.7% Game: 12-18 66.7%

Officials: Duke Edsall, Byron Jackett, Rick O'Neill
Technical fouls: North Texas-None. FIU-None.
Attendance: 1408

Score by periods table with columns: 1st, 2nd, Total. Shows scores for North Texas and FIU.

Last FG - NT 2nd-03:20, FIU 2nd-00:18.

Score tied - 6 times.



Official Basketball Box Score -- Game Totals -- Final Statistics
Old Dominion vs North Texas
2/28/15 4:30 p.m. at Denton, Texas (The Super Pit)



Old Dominion 70 • 22-6, 11-5 C-USA

Table with columns: # Player, Total FG-FGA, 3-Ptr FG-FGA, FT-FTA, Rebounds (Off, Def, Tot), PF, TP, A TO Blk Stl, Min. Includes player stats for TAYLOR, ARLEDGE, BAKER, etc.

FG % 1st Half: 10-27 37.0% 2nd half: 13-22 59.1% Game: 23-49 46.9%
3FG % 1st Half: 1-5 20.0% 2nd half: 1-3 33.3% Game: 2-8 25.0%
FT % 1st Half: 6-10 60.0% 2nd half: 16-21 76.2% Game: 22-31 71.0%

North Texas 57 • 14-14, 8-8 C-USA

Table with columns: # Player, Total FG-FGA, 3-Ptr FG-FGA, FT-FTA, Rebounds (Off, Def, Tot), PF, TP, A TO Blk Stl, Min. Includes player stats for COMBS, VOSS, ANIEFIOK, etc.

FG % 1st Half: 10-20 50.0% 2nd half: 6-19 31.6% Game: 16-39 41.0%
3FG % 1st Half: 3-7 42.9% 2nd half: 2-11 18.2% Game: 5-18 27.8%
FT % 1st Half: 10-15 66.7% 2nd half: 10-13 76.9% Game: 20-28 71.4%

Officials: Terry Moore, Jeremy Mosier, Archibald Whaley
Technical fouls: Old Dominion-None. North Texas-None.
Attendance: 2833

Score by periods table with columns: 1st, 2nd, Total. Shows scores for Old Dominion and North Texas.

Last FG - ODU 2nd-01:57, NT 2nd-02:30.

Score tied - 0 times.



## PRESSURE SUITS ARMANI

By Brett Vito

Denton Record-Chronicle - Nov. 19, 2014

Armani Flannigan spent a lot of time over the last few months in the gym, parked in the same spot and hoisting shot after shot.

The senior seemingly had all the tools to be an impact player for North Texas when he arrived before the beginning of last season, from size to athleticism.

Flannigan showed that he might have finally addressed what seemed like his one glaring weakness in the Mean Green's 62-55 win over Delaware State on Wednesday. The victory at the Super Pit moved the Mean Green to 3-0 for the first time since the 2007-08 season.

The 6-8 forward cashed in at the free throw line, hitting all four of his attempts down the stretch while scoring six of UNT's last seven points.

That performance was a big milestone for Flannigan, who shot 28.6 percent from the line last season. Flannigan finished with a career-high 10 points, one better than his previous best of nine set in a win over Nicholls State on Monday.

"I'm really proud of Armani," UNT coach Tony Benford said. "He showed a lot of toughness as a senior. Everyone questioned if he could make free throws. He has been working on them. You can judge a person's character by what they do when they face a little adversity in life. He stepped up there and made them."

Improving to 3-0 was another big milestone for the Mean Green, who entered the season having put together just four winning streaks of at least three games in the last two years combined.

UNT can match the longest winning streak of Benford's two seasons with the Mean Green on Sunday, when they host Iona. The Gaels won 22 games and advanced to the NIT last season.

"It was a great team effort and a great team win," Benford said. "Now it gets tougher. I told our guys that is the way we set the schedule up. We have a good Iona team coming in."

UNT feels a lot better about facing the challenge Iona will present after a solid outing against DSU (2-1).

Jordan Williams continued his consistent play early in the season by scoring a team-high 17 points, and the Mean Green held the Hornets to 41.2 percent shooting (21-of-51) from the field.

DeAndre Haywood led DSU with 18 points. Tyshawn Bell added 16 points and Kendall Gray posted a double-double with 12 points and 13 rebounds.

UNT came out on top largely because of arguably the best game of Flannigan's career.

The Mean Green led 55-51 when Flannigan scored on a tip-in.

Kendal Williams answered with a layup with 1:43 left, but Flannigan hit four straight free throws to ice the game.

That performance could force UNT's opponents to change scouting reports that almost certainly included a notation next to Flannigan's name that said "foul this guy" when it came to tight games in the closing minutes. No one knew that better than Flannigan, who has worked to change his free throw stroke and his reputation for clanking most everything he puts up from the line. "I have been working on free throws all summer," Flannigan said. "I heard a lot of jokes about it last summer. I was determined to get better. I want to be in during late-game situations. To do that, you have to make your free throws."

Flannigan did just that on a night when the Mean Green struggled against the Hornets' zone defense and leaned on its own zone to hold on for the win.

DSU came in averaging 90.5 points per game but never came close to that total against the Mean Green.

Benford said he was pleased with the way the Mean Green played defensively, especially after the Hornets used a 9-0 run to take a six-point lead at 27-21 late in the first half.

Williams helped UNT respond and hit two late free throws to tie the game at 27 at halftime.

UNT went on a 7-2 run early in the second half. With the way the Mean Green were able to slow down the Hornets, that was enough to give UNT the room it needed to pull away for what Benford and his players said was a good win.

"This is a good team that is comparable to teams in Conference USA," Benford said. "That big kid [Gray] is a good player who can play anywhere. They have good balance with shooters."

UNT found a little more balance of its own, thanks to the emergence of Flannigan over the Mean Green's last two games.

"I am very confident in Armani," Williams said. "I have been confident in him. I know he can knock down free throws. He has worked on them and learned to take his time."

## UNT FALLS SHORT IN ANIEFIOK'S HOMECOMING

By Brett Vito:

Denton Record-Chronicle - Feb. 7, 2015

HUNTINGTON, W.Va. — Maurice Aniefiok's journey in basketball has taken more than its share of twists and turns since he left Nigeria for the United States more than five years ago.

The North Texas senior returned to one of the most important stops he made along the way on Saturday when the Mean Green fell 80-73 to Marshall at the Cam Henderson Center.

Aniefiok played for Huntington Prep, a national high school power in Huntington, the same West Virginia town in which Marshall is located, before playing for Mississippi and finally UNT.

Aniefiok had his own cheering section that included his former host family and prep school coaches, who all watched as the Mean Green's late-season slide continued.

"It was nice to play in front of my host family," Aniefiok said. "It's always good to see them. We went out to eat last night and talk for a little bit. We were able to catch up."

The family sat behind the UNT bench and cheered on Aniefiok, who led the Mean Green with nine rebounds but had a tough game overall. He scored just two points, made one of his four field goal attempts and didn't hit a 3 for just the third time in the 18 games he has played this season.

A tough night for Aniefiok didn't help UNT, which has lost three of its past four games. The Mean Green (9-13, 3-7 Conference USA) came into the day fighting for position in the league and lost significant ground when they were not only beaten by Marshall (8-16, 4-7) but passed up in the standings.

"We need to win some games," UNT coach Tony Benford said. "I'm not going to sugar-coat it for our guys. We are fighting with these guys for position."

UNT came into the day in a three-way tie for ninth in C-USA with Charlotte and Rice, just ahead of the Thundering Herd.

The Mean Green lost both games on a trip that also included a stop at Western Kentucky. Both games followed a similar script.

UNT had a five-point lead late and blew it in a 65-59 loss to the Hilltoppers, who hit back-to-back 3s late to swing the game in their favor.

The Mean Green had a much more precarious lead — but a lead nonetheless — in their game against Marshall, only to let it slip away.

UNT came back from seven down with 7:50 left and took a 64-63 lead on a T.J. Taylor 3.

Marshall used the same script as the Hilltoppers, blowing by UNT with a 10-2 run that also included 3s on consecutive possessions. JP Kambola hit the first before Aleksa Nikolic nailed the second.

Colin Voss hit a jumper between them, but that did little to slow Marshall, which quickly pulled away for the win.

UNT couldn't get the stops it needed or hit the shots to keep up with Marshall late.

"We were getting good shots," Voss said. "We just weren't knocking them down. Sometimes basketball comes down to that. You make shots or you miss them. We missed."

Jordan Williams led UNT with 23 points, while Voss added 17 for the Mean Green, who were without Jeremy Combs for most of the night. The freshman forward came into the day as UNT's second-leading scorer at 10.1 points per game.

Combs was hit in the side early in the game and ended up playing just five minutes while scoring three points and adding two rebounds.

Nikolic led six Marshall players who scored in double figures with 15 points and helped spoil Aniefiok's homecoming.

Aniefiok came to the U.S. from Nigeria and spent one season at Huntington Prep. Gary and Trena Sowards hosted Aniefiok for that one year and still live in Huntington.

"We have been looking forward to seeing him play," Gary Sowards said. "We haven't seen him play since this time last year."

It was a disappointing end to a trip that Aniefiok had been looking forward to. He also played in front of his daughter. Zoey Aniefiok lives in the Huntington area with her mother.

Aniefiok said he looked to the stands just once early to make sure his daughter was there.

Early on, it appeared as if it might be a long night for UNT.

The Thundering Herd hit three straight 3s to open the game, the last of them coming from Austin Loop, who connected and brought Marshall's crowd to life.

The Mean Green gradually worked their way back into the game behind Williams, who scored 11 points in the first half and gave UNT its first lead at 19-18 with a 3.

UNT led by as many as five and closed the half on a 6-1 run that gave the Mean Green a 38-35 lead.

The Mean Green were locked in a tight battle the rest of the way and couldn't quite pull out the win with Aniefiok's family and friends looking on.

The Sowards have followed Aniefiok's career from afar for most of the past few years after teaching him a little about America in his first few months in the country. They taught him how to use a washer and drier instead of washing clothes by hand and bought him a bed that sat only a few inches off the floor since he was used to sleeping on the floor.

Aniefiok talked about how much the Sowards helped him in the days before the trip to Huntington.

"They made the transition very easy for me," Aniefiok said. "I experienced culture shock. They helped a lot."

The Sowards were there again Saturday, this time to cheer on Aniefiok in his homecoming.

"He's like a son," Trena Soward said. "We have three sons. He's like a fourth."

## TAYLOR MAY EXTEND WINDING PATH

By Brett Vito

Denton Record-Chronicle – Jan. 30, 2015

When the end of their career is in sight, athletes often let their thoughts drift back to the beginning and all the twists and turns along the way.

North Texas guard T.J. Taylor is no different, even though there is some question as to whether this will be his final season with the Mean Green.

The senior once seemed like a sure bet to make an impact on the major-college level and become the type of player who hits the big shots for a big-time team.

Those times seemed long ago this week, as Taylor prepared for the Mean Green's game against Rice tonight at the Super Pit by getting up a few extra shots before practice.

UNT is about the last place Taylor — or anyone else — thought he would be five years ago, when he was an elite national recruit.

Taylor was finishing a standout career at Denison and pondering college options that included playing for national powers like Oklahoma, Texas and Marquette. Taylor laughed a little at the notion that his path since those days has been a bit, well, unconventional.

He started at Oklahoma, transferred to Paris Junior College, spent eight weeks at Marquette, left and signed with UNT, where he has spent the last three seasons of a tumultuous career.

Injuries and off-court issues have hounded Taylor the whole way.

"Looking back, it went fast," Taylor said. "I was a top-50 recruit coming out of high school. I thought that things would play out differently, but unfortunately things happened. I have taken them in stride and kept pushing.

"The injuries hurt and so did some other things I went through."

Heading into the 2010-11 season, Taylor's college career seemed to be set up for success. He'd signed with OU, right up the road from Denison, and was teammates with old Sherman rival Cameron Clark.

Taylor hadn't even played a game for the Sooners when he turned in practice and ran flush into Kyle Hardrick, who was there to set a screen.

Hardrick leaned in. That's Taylor's last memory before everything went black. Oklahoma planned to redshirt Taylor, who suffered a severe concussion.

He elected to transfer instead, the first in a series of moves that saw Taylor bounce from school to school.

His potential was still there, but so was the injury bug. Taylor spent a year at Paris and earned third-team All-America honors. He spent a few weeks at Marquette, where current UNT coach Tony Benford was an assistant.

Taylor followed Benford to UNT, where he quickly fit in while playing a key role for the Mean Green in what have been two tough seasons. UNT made the move from the Sun Belt to Conference USA last year and finished 16-16.

The Mean Green (8-11, 2-5 C-USA) will need a late run to get to .500 this year, starting with their game against Rice (6-13, 3-4), and will look to Taylor to help lead the way.

"T.J. is a great kid," Benford said. "He just hasn't had a chance to play at the level he wanted to play at because of injuries."

The way Taylor has handled his health issues is what his teammates admire most about him.

Taylor sat out his first season at UNT and underwent surgery on his right rotator cuff, which had a severe tear. This year, it was a minor knee surgery that knocked Taylor out for much of the preseason and the Mean Green's first game.

"He has handled it well," senior guard Jordan Williams said. "Last year, he wasn't as good at it as he is now. He doesn't think about it much and keeps pushing."

The hope is that if Taylor continues to work he can regain the form he showed while scoring 2,630 points and earning all-state honors three times at Denison.

"I think the University of Oklahoma is getting possibly the best guard in Texas," former Denison coach Scott Curan said when Taylor signed with the Sooners. "I think he's going to get even better at the next level."

Taylor is still working toward that goal. Every once in a while, his talent shows through. He exploded for 24 and 21 points in back-to-back games last season against Idaho and Portland.

He has scored in double figures three times this year and tied his season high with 16 points in the Mean Green's upset of Louisiana Tech on Jan. 22. He's averaging just 7.6 points per game but has been one of UNT's most versatile players.

He's started seven games at point guard and ranks second on the team with 36 assists, while also seeing time at shooting guard.

Taylor is willing to do whatever gives UNT a better

## CONTINUED - TAYLOR MAY EXTEND WINDING PATH

chance to win.

“He is one of the most talented players I have coached here,” Benford said. “He’s a high-major player. It’s a matter of putting it all together. That is what is so disappointing, because everyone knows it’s because of injuries that he hasn’t reached his potential.”

Those injuries have always had Taylor wondering what is next for him. The last few weeks have been no different. UNT officials say Taylor has a case for an additional year of eligibility.

The question is whether he will pursue it.

Taylor said he has thought about returning to UNT next season as a graduate student and will make that decision if the opportunity arises. If not, he’ll pursue playing professionally.

Until then, Taylor plans to keep pushing to improve, just like he always has.

“I think about this potentially being the end of my career every day,” Taylor said. “Every day it’s a step closer to my college career being over. I want to go out every day and put my best foot forward regardless of what has happened in the past.”

Benford said coaches across the state still ask about Taylor and if he is finally starting to put the injury bug behind him and capitalize on his talent. Their memories of Taylor as an elite high school player linger.

Many of those coaches were there in 2010 when Taylor scored 18 points and was MVP of the Texas High School Coaches Association All-Star Game.

Taylor’s teammates see that talent every once in a while in practice — the explosive athleticism and sweet shooting stroke.

“I know it’s in him,” Williams said. “It’s just that sometimes he’s hurt and can’t push through it. There are some guys who have been through things similar to what T.J. has been through and just stopped. He keeps fighting.”

The question now is how much longer Taylor will continue that fight on the college level. Benford said that if Taylor returns next year he will have him drop weight to take pressure off his joints.

“He would like to get through a whole season and realize his talent,” Benford said. “T.J. feels like he has work that is unfinished here.”

That’s why Taylor was standing on the floor of the Super Pit on a Thursday afternoon. The days are winding down on his second season playing for UNT,

the fourth school he has attended since leaving Denison as one of the nation’s elite high school players.

“Everyone has their point where they peak,” Taylor said. “I don’t feel like I have reached my peak yet because of all of the setbacks. I am working on putting days together and being more consistent. Hopefully I will get there one day.”

With that, Taylor picks up a ball, pounds it into the floor and heads back out to get up a few more shots before one of his final practices with the Mean Green. Taylor’s journey hasn’t been what he expected, but he he hasn’t given up hope that it could end on a high note.

“I don’t have any regrets,” Taylor said. “The only person that can stop you is you.”



## MEAN GREEN SHOCK LOUISIANA TECH

By Brett Vito

Denton Record-Chronicle - Jan 22, 2015

North Texas forward Colin Voss turned to the stands at the Super Pit and waved his arms toward the ceiling, asking fans to stand and cheer, a smile spread across face. Nothing has come easy for North Texas this season, and especially not over the last few weeks as the Mean Green lost six of seven.

Those struggles made a surprising 73-66 win over Louisiana Tech on Thursday night all the more memorable. The Bulldogs are arguably the top team in Conference USA and received votes in this week's Associated Press poll after winning their last six games.

UNT (8-10, 2-4 C-USA) blitzed Louisiana Tech early and then held on late for its biggest win of the season, one that came at a perfect time for the Mean Green. "It's a great win," UNT coach Tony Benford said. "To beat a team that is picked to win the conference shows that when we are healthy we can compete with and beat anyone in this league."

No one had beaten the Bulldogs (14-5, 5-1) in C-USA play heading into their game against UNT.

The Mean Green, who had lost nine straight to the Bulldogs dating back to 1986, seemed like an unlikely candidate to be the first.

The Mean Green were without guard DeAndre Harris, who is serving a suspension after being ejected from a pair of games, and forward Armani Flannigan, who was out with a concussion.

UNT compensated on a night when multiple players contributed offensively. Voss and senior guards Jordan Williams and T.J. Taylor each scored 16 points. Freshman forward Jeremy Combs also finished with 16 points to go with 13 rebounds.

Each made key contributions after Louisiana Tech charged back from a 21-point halftime deficit to get as close as 63-62 with 4:30 left on a Kenneth Smith layup. Williams and Taylor answered with jumpers to put UNT up 67-62.

Williams added a layup with 2:12 left after Louisiana Tech once again pulled to within three at 67-64 on an Alex Hamilton jumper.

Williams' last two field goals came off offensive rebounds on a night when UNT finished with a 43-33 edge on the glass.

"Those were the biggest rebounds of our lives," Williams said.

The biggest play of the game, though, was made by

Combs. The freshman blocked a shot by Hamilton with 49 seconds left and hit a putback after grabbing a Maurice Aniefiok 3 that was off the mark with 28 seconds left.

Hamilton led Louisiana Tech with a game-high 27 points. "I go after the rebound every play," Combs said. "I went after it and was able to tip it in."

Early on, it didn't appear as if UNT would need any late-game heroics to pull out a win over the Bulldogs.

UNT stunned Louisiana Tech early, hitting 15 of its first 17 shots from the field while running out to a 49-28 halftime lead. The 49 points were the most for the Mean Green in a half since scoring 50 against Houston Baptist in the 2009-10 season, while their shooting percentage of 72.0 was their highest for a half since a game against Florida International in the 2012-13 season when UNT shot 78.9 percent.

The Mean Green seemingly couldn't miss at times and hit six of their nine 3-point attempts, including two by Taylor.

Williams credited that performance to a couple of great days of preparation that certainly seemed to pay off when Taylor hit a deep 3 just before the halftime buzzer.

"We got the best start we have all year," Benford said.

"The one thing we have been doing all year is playing great defense. What we needed to do was execute on the offensive end. We did that in the first half, made shots and got stops."

The momentum UNT built early gradually dissipated in the second half when Louisiana Tech sliced into the Mean Green's lead. When Hamilton cranked in a 3 at the 12:19 mark, Louisiana Tech was within 55-47.

"Great teams are going to make a run," Benford said.

"They made a hell of a run."

Benford said that UNT didn't help its cause with some ill-advised passes that led to 11 second-half turnovers.

Louisiana Tech converted those turnovers into points and had a few chances to take the lead. The Bulldogs missed each time as the Mean Green broke out of a late-season funk with a milestone win.

"They are a good basketball team," Benford said. "It shows a lot of toughness, mentally and physically, to finish this game."

## VOSS EYES GRIDIRON ROOTS

By Brett Vito

Denton Record-Chronicle - Jan. 22, 2015

The roar of 100,000 fans as he walked out of the tunnel at Michigan Stadium is what Colin Voss remembers most from a time in his life when he struggled with a decision that would affect him for years. Voss was one of the top dual-sport athletes in Michigan during his senior season in 2011 at East Grand Rapids High School.

Michigan, Michigan State, Wisconsin, Indiana and Purdue were recruiting Voss as a tight end, while a host of schools just a rung or two down on the ladder of college athletics offered the opportunity to play basketball — the sport he loved even more than football.

“I remember walking onto the field at Michigan after the team came out and there were 100,000 people there,” Voss said. “It’s amazing. The Big House was crazy — so was Notre Dame. It was hard to pass on offers from schools like that.”

But that is just what Voss did.

He hasn’t regretted the decision once during a winding career that soon could come full circle as the Mean Green (7-10, 1-4 Conference USA) prepare to take on C-USA power Louisiana Tech (14-4, 5-0) at 7 tonight at the Super Pit.

Voss is looking into a loophole that could allow him to play one last season of football as a fifth-year senior after his basketball eligibility with the Mean Green is over in a few weeks.

Voss has talked with officials at UNT and been in contact with the NCAA. The Michigan native is fully focused on UNT’s season, but once the Mean Green finish up, Voss will turn his attention to a future that could include one final football season.

The NCAA allows athletes five years to play four seasons in their chosen sport. The loophole that Voss hopes to use allows athletes who have played four seasons in one sport to play a fifth in another.

Voss has played four seasons of basketball — one at Central Michigan, one at Northern Oklahoma and now two at UNT. He also sat out a season as a redshirt at Central Michigan after breaking his wrist the week before his sophomore campaign.

Voss said the question is whether the NCAA will grant him a waiver that would allow him to play one season of football based on the fact that his redshirt season was for medical reasons.

Voss has been a key player for UNT ever since he arrived and is averaging 7.5 points and 5.9 rebounds per game this year. UNT coach Tony Benford and Voss’ teammates say he could have just as big an impact for a team in football, if he has the opportunity.

“He has great hands and toughness,” Benford said. “He can move and has good feet. We are hoping it will work out for him in football. It would be great for him.”

Coaches across the country could see the potential in Voss when he was playing football for father Jim Voss at East Grand Rapids. Voss was an all-state selection as a senior and led his team to three straight Division 3 state titles.

Voss also was a standout in basketball and received scholarship offers from pretty much every team in the Mid-American Conference.

Voss was a better prospect in football. His father played for Central Michigan and now is in his 31st year as a high school coach. The choice between football and basketball was far from simple for Voss,

despite those factors.

“We talked about it over and over,” Jim Voss said. “I played college football and know what it’s like. He made his choice on what he loved the most, and basketball was his choice.”

Those discussions are ones Colin Voss remembers well.

“When you come to college, it’s different than high school,” Voss said. “It’s a job. You have to come to practice every day. High school is more for fun. You have to look at what you can do every day, and I could do basketball every day and give it my all. That love wasn’t in me to play football every day.”

Voss averaged 1.1 points and 1.3 rebounds in 29 games during his freshman season at Central Michigan. He elected to transfer after his redshirt year when the program went through a coaching change.

Voss landed at Northern Oklahoma College and earned second-team NJCAA All-America honors before signing with UNT, where he has developed into a cornerstone for the Mean Green.

“He’s everything we thought he would be as far as being a leader,”

Benford said. “He’s a winner and brought toughness to our program. He has been a joy to coach. He gets it and understands that you have to pay the price if you are going to be successful.”

Voss has scored in double figures in three of UNT’s last five games and will be a key part of the Mean Green’s hopes to upset Louisiana Tech. “He is a big piece of the puzzle,” UNT forward Muhammed Ahmed said. “He has experience and is a leader for this team.”

The question now is whether Voss could be a key contributor for a major-college football team and if he will pursue that opportunity.

“I’ve been thinking about it,” Voss said. “It depends on how the rest of this year goes and if I have a chance to play basketball professionally overseas. If that opportunity comes, I will take it. If not, I will start training for football. I’m about 6-7 and 240. I will put on about 20 pounds.”

Brother Trent Voss is a star linebacker at Toldeo who will be a senior next season. Trent has talked to the Rockets’ coaches about adding his brother to the roster.

Voss also could stay at UNT and play for the Mean Green in football.

“I haven’t talked to the coaches about it yet, but I would love to if the opportunity came up,” Voss said. “I know a lot of the guys. I go to their games and they come to ours.”

Voss hasn’t played football in years, but Jim Voss has little doubt his son could help a team. The coach is certainly ready to help UNT’s starting power forward return to football if the opportunity arises.

Colin Voss couldn’t see himself focusing on football and going through all the work that goes into playing the game when he had the opportunity years ago.

Lately, his feelings have started to change. Voss doesn’t regret his decision to play basketball or telling the coaches at schools like Michigan and Michigan State that he was going to play basketball at Central Michigan.

What has changed is the way he feels about putting in the effort it would take to get ready to play football again. Depending on the way the NCAA rules on Voss’ eligibility in football, he could be back in pads again.

“Not playing football for so long made me miss it and want to play again,” Voss said. “The drive is there.”

## IN NEED OF A COMBS

By Brett Vito

Denton Record-Chronicle - Jan. 15, 2015

Colin Voss struggled for a minute to describe a teammate he has come to respect in the few short months they have played together at North Texas.

Voss said Jeremy Combs is a cool guy. He said Combs is kind of quiet. Then he just gave up.

“He’s one of a kind,” Voss said. “You really can’t explain him.”

That might be the best explanation of all for the freshman from Dallas Carter.

Combs isn’t really a power forward. He’s too small to be defined that way at 6-7 and a rail-thin 195 pounds. He isn’t really a small forward either, considering he scores nearly all of his points from within a few feet of the basket.

And that is just that beginning of the maze of contradictions when it comes to Combs. His crazy, unkempt hair that sprouts into a wild flattop gives him a signature look, one that suggests he might be a free spirit. Yet UNT coach Tony Benford said he might not have a more organized and diligent player on his team than Combs, who is a member of UNT’s Student-Athlete Advisory Committee.

Combs is a basketball player — that’s the bottom line.

The better question heading into UNT’s game at Charlotte tonight is whether Combs can be defined as the best freshman in Conference USA. Combs has stuffed the stat sheet throughout his first college season — scoring, grabbing rebounds and excelling on the defensive end while emerging as a candidate for C-USA Freshman of the Year honors.

He’ll have an opportunity to improve his chances when the Mean Green (7-8, 1-2 C-USA) take on the 49ers, who feature arguably Combs’ biggest competition for the award in Torin Dorn. The guard leads the 49ers (7-8, 1-2) with an average of 12.4 points per game to go with 4.0 rebounds.

Combs is averaging 9.3 points and trails Dorn in the scoring column but is averaging 5.8 rebounds per game.

Combs said he hasn’t given his matchup with Dorn much thought. That nose-to-the-grindstone mentality has served Combs well through the first half of his debut season. He isn’t about to deviate from it now.

“My mentality was to have an impact right away by playing hard and helping my team win,” Combs said. “That is the strength of my game — playing hard all the time.

“I want to be the best here at North Texas. All I really

think about is getting better.”

The big challenge for Combs is becoming more consistent. He scored 17 points in his first game, an 84-62 win over Arkansas-Monticello, but was pulled from the starting lineup after struggling in the Mean Green’s next two games.

Combs returned to UNT’s starting lineup Dec. 17 and exploded for 25 points in a win over Langston. He went another five games without scoring in double figures before coming back to score 18 against Rice on Saturday to help UNT snap a four-game losing streak.

Combs knew when he arrived at UNT that his biggest challenge would be adapting to playing offense at the college level, where he would have to battle bigger players on a nightly basis. That challenge is one he has quickly mastered while shooting 58.7 percent from the field, a mark that ranks fifth in C-USA.

The challenge now for Combs is finding a way to hit uncontested shots from the free throw line, where he is shooting just 45.1 percent.

“Jeremy will be all-conference in this league,” UNT coach Tony Benford said. “You don’t have to run plays for him. He is going to bring energy and effort every day. He has been working on his free throws and has to become more consistent at the foul line, but he can rebound, block shots and score.”

Combs often will plant his feet at the all-too-familiar line before or after practice, hoisting shot after shot in an effort to sink free throws at a higher rate.

Improvement in Combs’ game has been most evident in his jump shot, one he has begun to show confidence in after hours of work.

“I try to take the work I have put in during practice to games, especially offensively,” Combs said. “I have been working on my jump shot.

“My jump shot and ball handling were what I needed to work on coming into college.”

Benford and his staff counted landing Combs as a huge recruiting victory before he ever arrived at UNT. Combs was a two-time all-state selection at Carter in the talent-rich Dallas school district, where UNT is always trying to build inroads.

Benford described Combs as a high-major player and has plenty of evidence to back that claim, considering Texas Tech also recruited Combs heavily.

UNT’s coaches suspected that they had landed a player who would make an immediate impact. What they didn’t realize is that they would get so much more.

“They don’t come any better than Jeremy,” Benford

## CONTINUED - IN NEED OF A COMBS

said. “He’s the type of player we want our program to be about. He is a great ambassador for the program, is on the Student-Athlete Advisory Committee and is great in the classroom. He is an everyday guy.”

UNT’s fans already have come to love Combs and his signature hair.

School officials regularly interview a member of the Mean Green Club, the fundraising wing of the athletic department, during timeouts at home games. More than a few have fielded the question, “If you could grow hair like Jeremy Combs, would you?”

Those questions are just part of being a budding star for Combs, who has settled in at UNT.

“I loved everything about North Texas from the beginning,” Combs said. “I knew players on the team, had a good relationship with [starting senior guard] Jordan Williams and I liked coach Benford and his staff. It has been what I hoped. We just have to continue to get better.”

Combs will be a big part of that plan as he continues to adapt to playing at the college level while maintaining his own signature style — hairdo and all.

“Coach gives him a hard time about the hair,” Voss said of Combs’ do that defies definition.

There’s only one way that Combs wants to be defined, and that’s as a team player.

If he continues to play like he has been in his showdown with Dorn and the 49ers today, he might soon be defined in another manner — as C-USA Freshman of the Year.

## WATSON WATCHES WILLIAMS PASS HIM

By Brett Vito

Denton Record-Chronicle – Jan. 11, 2015

Jordan Williams glanced up to the stands on a notable day in his North Texas career and saw a familiar face.

The senior guard entered a game against Rice on Saturday tied for 12th on UNT's career scoring list with Calvin Watson, the hero of the Mean Green's 2007 NCAA tournament team.

UNT invited Watson, a Houston native, to come by and watch Williams break that tie at 1,253 points.

Two early free throws from Williams in UNT's 66-63 win over the Owls at Tudor Fieldhouse did the trick. UNT coach Tony Benford invited Watson to stay and talk to Williams and the rest of the Mean Green on what turned out to be an all-around feel-good day for UNT.

"I didn't know until I got to the game that he was going to pass me," Watson said. "I came by on a special day. Congratulations to Jordan. I miss basketball. To see my alma mater play and get this win was something I was happy to see."

The same could be said for the Mean Green, who were in desperate need of a win. UNT (7-8, 1-2 Conference USA) had lost four straight and seven of its last nine, including each of its first two games in C-USA play.

That slide put the Mean Green in a dangerous spot heading into a three-game road swing. UNT responded with one of its better all-around efforts of the last few weeks.

"We showed grit and toughness and played to win," Benford said.

Jeremy Combs led four Mean Green players in double figures with 18 points. Williams added 15 points on his milestone day, while Maurice Aniefiok scored 13 and Todd Eaglin 10. UNT did a solid job defensively late in the first half when the game turned, then held off a late Rice charge.

The Owls (4-10, 1-2) whittled a 10-point deficit with three minutes left to three in the closing seconds, and UNT had to survive a few anxious moments after DeAndre Harris missed two free throws that would have iced the game with 5.3 seconds left.

Rice had one final opportunity to get a look at a potential game-tying 3-pointer but couldn't get a shot off, allowing UNT to escape with a win it so desperately needed.

Rice certainly showed the ability to make 3s against the Mean Green, hitting 12 in all. Marcus Jackson hit four on his way to a game-high 22 points but couldn't wiggle his way free for another trey in the closing seconds.

"This is what is going to get us started," Eaglin said. "We are a little short-handed and have a couple of players hurt. It was a challenge."

UNT played without starting point guard T.J. Taylor, who is

still working his way back from an ankle injury.

The Mean Green survived anyway, thanks largely to Williams, who hit five of his eight field goal attempts and grabbed six rebounds. Posting a solid game in front of Watson was special for the senior.

"I met Calvin two years ago when he came by practice a couple of times," Williams said. "I picked up some keys from him. He just talked to us in the locker room, which was pretty cool."

Benford wasn't about to let one of UNT's all-time greats leave without passing along some of the wisdom he picked up at UNT before a short professional career. Watson, who hit a UNT-record 208 3-pointers, now is a police officer in the Houston area.

"Everyone has a story," Benford said. "He learned a lot of life lessons and gave a great message to the team."

Benford said Watson talked about persevering in the face of adversity. UNT has battled a host of injuries and lost potential starting point guard J-Mychal Reese when the NCAA ruled him ineligible for the season.

UNT faced some adversity in its win over Rice as well.

The Mean Green led 32-29 at halftime and would have had an even bigger advantage had it not been for Jackson hitting a heave from the far free throw line that banked in at the buzzer.

Officials waved the shot off before going to the video monitor and reviewing the play for several minutes before counting the shot.

That was one of just two field goals Rice made in the final 9:06 of the first half when UNT pushed out on the Owls on the perimeter to avoid giving up open looks from behind the 3-point arc.

"We got the stops when we needed to," Benford said. "They are a great 3-point shooting team and tested our zone."

That test came early when Rice got hot from deep and hit five 3s while running out to a 19-11 lead.

UNT didn't cave and answered with a 13-3 run. Back-to-back 3s, one from Eaglin and another from Aniefiok, gave UNT a 32-26 lead before Jackson sliced it in half with his heave at the buzzer.

UNT answered on Williams' milestone day.

UNT's game against Rice offered Watson — who starred for the Mean Green from 2003-07 — a chance to get a better idea of just what Williams has to offer. He left impressed.

"Jordan's a great talent," Watson said.

The same was always said of Watson, who finally got a chance to see Williams up close on a day when he passed him by.

## BENFORD RETURNING TO LUBBOCK

By Brett Vito

Denton Record-Chronicle – Dec. 28, 2014

Some of the greatest influences in Tony Benford's basketball career have kept his phone buzzing the past few days.

Bubba Jennings, one of Benford's teammates at Texas Tech, called to talk over the plans for a milestone game in his friend's career. Former Red Raiders coach Gerald Myers got a hold of Benford as well to say he would be on hand as well today when North Texas travels to Lubbock to take on Texas Tech.

Benford has been back to the Red Raiders' home floor as an assistant before and driven through town plenty of times on his way back to Hobbs, New Mexico, his home town that is a short drive to the West.

This trip will be different, though. It will be Benford's first to Lubbock as a head coach.

"I will have to get a lot of tickets because I have a lot of family and friends there," Benford said. "We should have quite a gathering. Hobbs is right down the road, so my mom and dad will be there. It should be a lot of fun. I'm looking forward to it."

Benford described it as a business trip.

There will be a bigger crowd than what UNT normally sees when the Mean Green take on a Big 12 team that seems to be on the rise. Thanks to Benford's ties to the school and the area, there will be a few more people cheering for the Mean Green than normal.

But in the end, it's just another game to Benford, one that offers UNT an opportunity to get back on track as the beginning of Conference USA play looms after New Year's Day.

The Mean Green appeared as if they would roll in to league play after pulling off a monumental upset by beating Creighton at home. UNT turned right around and squandered some of the momentum it built with that win by falling to Prairie View A&M, a loss that was just as unexpected as its win against the Bluejays.

UNT will open C-USA play at home on Friday against UTEP, which is expected to be one of the top teams in the league this season.

"It's another statement game," UNT guard T.J. Taylor said of today's game against the Red Raiders. "We beat Creighton, but lost to Prairie View. We are going to have to prove ourselves once again."

UNT will need to be at the top of its game to compete with the Red Raiders, who will likely come in highly motivated today. Texas Tech is in the same position as UNT.

Today's game will be the Red Raiders last nonconference game before they face Texas to open Big 12 play.

Texas Tech was on a roll just like UNT and started 9-1 before losing its past two games to Loyola Chicago and Houston.

The fact the Red Raiders will face nationally ranked teams in their three games following today's showdown with UNT in Texas, West Virginia and Kansas, makes the game all the more important.

"They are coming off two tough road games," Benford said. "Coach [Tubby] Smith does a great job. I look up to him. He does it the right way. His guys are going to defend, play hard and execute on the offensive end. They will be ready to play coming off two losses."

Benford expects his players to be just as motivated after they fell flat against a Prairie View team that had won just one game all season against Schreiner, which competes on the Division III level.

Jordan Williams had a look at a potential game-tying 3-pointer in the final seconds, but saw it bounce away. Williams is averaging 14.3 points a game to lead UNT, while Devaughtah Williams is posting 11.4 points a game to lead Texas Tech.

"There is no doubt we need to regroup," Benford said. "I was disappointed in our effort and energy. We didn't get the stops when we needed to and credit them. They made big shots. We didn't execute down the stretch."

UNT will get another chance today in a homecoming of sorts for Benford, who ranks eighth in Texas Tech history with 341 career assists and 35th in career points with 1,015. Benford was one of the Red Raiders' top players for years and was named the MVP of the 1986 Southwest Conference tournament.

Benford has been back to Texas Tech a few times since his playing days as an assistant coach and recalled some of those trips this week, including a showdown with the Red Raiders when he was an assistant at New Mexico. Both teams were ranked then and were loaded with future NBA players. Texas Tech had Tony Battie and Mark Davis, while New Mexico featured Kenny Thomas and Charles Smith.

Benford returned to Lubbock a few years later as an assistant coach at Nebraska.

This time will be a little different because it's Benford's first trip back as a head coach.

"He hasn't really talked about it," UNT guard Todd Eaglin said. "He just wants us to be prepared, but I'm sure he's happy about going back."

## NORTH TEXAS UPSETS CREIGHTON AT HOME

By Brett Vito

Denton Record-Chronicle - Dec. 21, 2014

A game against Creighton two years ago became a turning point for North Texas.

That is suddenly the hope again.

UNT came up with arguably its signature performance in three seasons under Tony Benford, running out to a huge lead and then hanging on during some tense moments in the closing seconds of a 62-58 win against the Bluejays at the Super Pit.

UNT led by 27 early in the second half of a rare Sunday game before Creighton, a traditional college basketball power, charged back and pulled to within two with 1:19 left.

Creighton had a nerve-racking four looks at a potential game-tying 3-pointer in the last minute. The last of those shots was a corner 3 from Toby Hegner.

UNT's T.J. Taylor grabbed that miss as it bounded high off the rim and went on to hit four straight free throws to ice the game. Benford and his players charged off the bench to celebrate afterward in front of a crowd of 4,227 that was nearly evenly divided between UNT fans wearing green and Creighton backers clad in blue.

"We have struggled and not put 40 minutes together. We did today," Benford said. "It's a great win for our program."

UNT (6-4) had come close to breaking through for a signature win earlier in the season when it built a second-half lead at Arkansas only to see it slip away.

UNT had a second chance against the Bluejays (9-4) and pulled out a win that was particularly meaningful for Benford and Jordan Williams, the last two members of the Mean Green's 2012-13 team that opened a highly anticipated season with a 71-51 loss to the Bluejays.

UNT never recovered in a 12-20 season that fell well short of expectations.

The Mean Green are hoping their performance in the rematch is an indication they are about to regain the form they showed heading into their last game against the Bluejays. UNT entered that game riding a run of six straight winning seasons.

UNT finished 16-16 last year and is showing signs this could be the year it returns to form. The biggest sign yet was the Mean Green's performance against the Bluejays. Creighton struggled to solve UNT's zone defense and the Mean Green got just enough offensive contributions from a variety of players to capitalize.

"This was a real big win," Williams said. "I have been waiting to get these guys back. We didn't get to schedule them last year. I wanted to get them, especially since it was at home."

Williams scored 13 points and won his personal showdown with Creighton point guard Austin Chatman, his former teammate at

The Colony who finished with nine points. Colin Voss led UNT with 16 points, while Hegner paced Creighton with 13.

UNT (6-4) appeared as if it would coast when it grabbed a 51-24 lead early in the second half on a DeAndre Harris 3.

Creighton gradually worked its way back into the game while UNT appeared to start counting each second that ticked off the clock. The Mean Green managed just four points over the next 12:09, all from Voss.

"I told the guys in a timeout that we have to push it and not get conservative," Benford said. "We needed to execute and take good shots."

Voss worked free for two good face-up jumpers during UNT's drought and hit both. Those shots helped stave off Creighton and get the Mean Green back on track.

"Colin hit some big shots for us," Benford said. "Sometimes he overthinks it. I told him to let the game come to him and shoot all open jump shots. He can make those shots."

UNT's zone defense also played a key role in the Mean Green holding on for the win. Creighton came into the game shooting 36.1 percent from 3-point range, but hit just two of its 14 attempts in the first half.

"We got to their shooters," Voss said. "Early the zone gave them some problems. Our zone is one of the best in the country. We are really good at it. It gives everyone problems."

Creighton eventually figured UNT's zone out and stormed back. The Bluejays ran off a 13-0 run and after falling behind 51-24 and kept right on coming.

Creighton pulled to within 57-55 after Hegner and Isaiah Zierden hit back-to-back 3s, the second with 1:19 left.

Taylor hit a free throw with 56 seconds left to put the Mean Green up three. Creighton missed three 3s on the ensuing possession. The Bluejays had one final chance after UNT turned the ball over while trying to get it inbounds with 24.5 seconds left. The Mean Green seemed to be tempting fate, especially when Creighton worked the ball to Hegner in the corner for one final 3.

That one bounced away as well.

By then the Mean Green were well on their way to what they hope will be a win that turns their fortunes, just like their last meeting with the Bluejays.

"It was kind of nerve-racking at the end," Williams said. "We should have come up with the rebound."

The Mean Green got the ball back eventually, and picked up a key win in the process.

"I am very proud of my guys and our seniors," Benford said.

"These two guys [Williams and Voss] stepped up big. They showed great leadership and poise. It's a great accomplishment for them."

## MATURED WILLIAMS STILL WANTS SUCCESS FOR UNT

By Brett Vito

Denton Record-Chronicle - March 4, 2015

Jordan Williams stood in a hall in the bowels of the Super Pit this season, his son in his arms, and talked a little about the next step in his senior season at North Texas.

The situation was nothing like what Williams envisioned for his career when he arrived at UNT four years earlier as a highly decorated high school player.

The idea back then was that Williams would help UNT build on arguably the best sustained run of success in program history, then continue his career professionally, in the NBA or overseas.

Williams' goals haven't changed one bit. The journey to get there, on the other hand, has been like nothing Williams could have foreseen.

Williams sat half a season while he was academically ineligible as a freshman, endured a coaching change after Johnny Jones left for LSU, saw some of his close friends leave the program early, and became a father — all while trying to help UNT navigate a difficult time for the program.

Williams and those close to him say he has grown tremendously as a person from those experiences while establishing himself as one of the more productive cagers to ever play at UNT.

All that's missing now is the team success that has eluded Williams, who continues to fight long odds to help UNT break through heading into a game tonight at UTEP.

"I've thought about how far I have come," Williams said. "I have been through a lot. When I came here, I stuck to myself and had an attitude problem. Coach Jones helped make me be more vocal and a people person. My coaches helped open me up, become a better person and a better teammate."

There was never any question when it came to Williams' talent. The 6-foot-6 guard was a consensus top-150 player nationally and a key recruit who helped UNT land a core of talented players that also included Chris Jones and eventually Tony Mitchell.

At the time, it seemed like a perfect setup.

Mitchell was arguably the most highly regarded high school player to sign with UNT in the era of player rankings, a legitimate top-25 prospect, while Chris Jones was considered to be among the best high school point guards in Texas.

Roger Franklin, another former top-150 player who had transferred from Oklahoma State, also was on the roster heading into a season when UNT was looking to build on

a string of five straight 20-win seasons that included two trips to the NCAA tournament.

What still stings for Williams is what seemed like a perfect setup never worked out. UNT fell in the final of the Sun Belt tournament while he was ineligible. Jones then left for LSU after an 18-14 season, UNT's sixth straight winning campaign.

The Mean Green have struggled to adjust under Tony Benford since, going 12-20 and 16-16 in his first two seasons.

Williams is still fighting for team success and is down to his final opportunity. UNT (14-14, 8-8 Conference USA) will need to make a late-season run to post its first winning season since Williams' freshman year, beginning tonight when the Mean Green will be an underdog at UTEP (19-9, 11-5).

A five-game winning streak that came to an end with UNT's loss to Old Dominion on Saturday gives Williams hope that the Mean Green can become one of the Cinderella stories of March, when an unexpected team makes a run at the end of the regular season and in its conference tournament.

UNT is in position to be the sixth seed in the C-USA tournament beginning Wednesday, thanks largely to Williams, who is averaging 15.4 points per game to lead the Mean Green, who are in danger of falling all the way to the 10th seed if they don't close the season well.

"I always wanted to win," Williams said. "That's what is important to me at the end of the day. It's tough not to win, but it has been a learning process. Going on the winning streak has felt good at the end of the season."

What is equally as important to Williams is how far he has come as a person along the way.

"I have seen Jordan grow in so many ways with his respect for other people and his respect for his role on the team," UNT athletic director Rick Villarreal said. "He has grown from someone who never talked into someone who will challenge other players. When he first came here, he hardly would say 10 words. He always had a great personality and was respectful, but now he has a warmth to him. That is just maturing."

Villarreal credited Williams' growth in part to the influence of Benford, who is in his third year as UNT's coach. Benford has emphasized responsibility on and off the court with his players. The arrival of Jaydence, Williams' son, who will be 2 in June, also played a role in Williams' growth. Williams often can be seen around the Super Pit with his son.

"It's been great to see the way he has matured over the



## CONTINUED - MATURED WILLIAMS STILL WANTS ...

years, not only on the court but off the court,” Benford said. “With his son, he has had to mature.”

Williams has grown into an anchor for UNT while several of the players he came in with have left the program. Mitchell declared for the NBA draft after two seasons at UNT, was selected in the second round by the Detroit Pistons and now is playing overseas. Chris Jones transferred to Angelo State, a Division II school, and was a first-team All-Lone Star Conference selection this season. “I’m glad I stuck it out,” Williams said. “I have always been a person who never gives up and is committed.” That commitment has helped Williams move into a leadership role for UNT.

“This year he has started to be more vocal,” senior forward Colin Voss said. “Everyone looks up to him. He’s the face of the program. When he talks, everyone listens.” Benford described Williams as a player he points to as an example for younger players. Williams is on track to earn his degree before leaving UNT.

“I have enjoyed coaching him,” Benford said. “He has been an everyday guy and has a great attitude. He has bought in. He stayed and continued to get better as a person and grow in the classroom. He has matured a lot.” Williams also has become one of the more prolific players in UNT history. He ranks ninth in program history with 1,476 points and can move into sixth place if he scores 63 more points.

What Benford is particularly proud of is Williams’ development defensively. Williams ranks sixth in C-USA with 43 steals.

“When he got here, he would tell you that all he wanted to do was shoot 3s,” Benford said. “He didn’t know how to spell ‘defense.’ Now he is one of the best defensive players in our league. He has had a great career and will have a chance to play pro ball because of his size and position. He has become a complete player.”

It’s been a tough journey to get to that point on the floor while dealing with responsibilities off the floor for Williams, who described his career as a roller-coaster ride. He credited his family, coaches and teammates for helping him through it.

“They told me to be positive, keep pushing and don’t think about the past,” Williams said. “They told me that if I did that everything would work out.”

When Williams looks back on his time at UNT, he realizes that in a lot of ways it already has.

## OUT ON A HIGH NOTE

By Brett Vito

Denton Record-Chronicle - Feb. 26, 2015

George Dunham rose from his chair on the Super Pit floor at halftime of North Texas' game against Charlotte on Thursday and offered words of thanks during the final game of his 25 years as the radio voice of the Mean Green.

All the pomp and circumstance that surrounded the retirement of the beloved UNT figure, including a halftime video tribute, made the night a special one. What transpired before and after that ceremony certainly added to the occasion.

UNT played arguably its best game of the season in an 81-65 win over Charlotte that extended its winning streak to five games — the Mean Green's longest run during coach Tony Benford's three-year tenure at the school.

"I told George, 'This is a lot of pressure. We have to win tonight,'" Benford said. "George has been great to me since I have been here. He believes in the green and has always been very supportive. We wanted to send him out on a winning note."

UNT never left any doubt. Maurice Aniefiok hit a 3 for the first points of the night, and the Mean Green cruised from there in a game they never trailed and led by as many as 22 points.

Dunham certainly had a lot to talk about during his final UNT broadcast. The school packed in tributes to the UNT graduate and morning host on "The Ticket" KTCK-AM (1310).

Video tributes from more than a dozen Dallas-Fort Worth radio and television figures, including Mark Followill, Chuck Cooperstein and Craig Way, were played throughout the night. Dunham offered his thanks to UNT officials and fans following the halftime ceremony.

"This has been amazing," Dunham said. "You hear people say 'thank you,' but I really mean it. Thank you for tonight and thank you for the last 25 years. Thank you to this school for a chance to live out my dream and be the voice of my school." UNT's players walked into the Super Pit stands to shake Dunham's hand or give him a hug after running over a Charlotte team that hammered the Mean Green 73-57 in January. UNT's loss to the 49ers (12-16, 5-10 Conference USA) was part of a stretch that saw the Mean Green lose six out of seven.

UNT (14-13, 8-7) seems to have turned the corner since and continued to build on its late-season run after one of its best offensive games. Jordan Williams and DeAndre Harris both scored 17 points to lead four UNT players who finished in double figures, and the Mean Green cleared the 80-point mark for the first time since an 84-62 win against Arkansas-Monticello in the season opener.

Terrence Williams scored a game-high 25 points for Charlotte,

which couldn't keep pace with UNT.

"We are playing with a lot of confidence," Williams said. "We came together as a team. Our main objective is to win no matter who is scoring."

Pretty much everyone was scoring for UNT, especially early on. The Mean Green shot 63 percent (17-of-27) from the field in the first half and hit six of nine 3-point attempts.

"We've have had great ball movement," Benford said. "When you do that, you are going to get good shots. Guys are passing up good shots for great shots."

The Mean Green led by as many as 17 points before Charlotte pulled to within 31-24 late in the first half on a 3 from Pierria Henry, who didn't start the first or second half due to a violation of team rules. UNT came back with a 10-2 run behind a pair of 3s from Williams and went into halftime with a 41-28 lead.

That flurry finished off Charlotte, which had been playing well.

The 49ers had won two of their last three games. Charlotte's lone loss in that span came against Louisiana Tech in overtime.

The Bulldogs entered the night atop the Conference USA standings and solidified their position by beating UTEP, which was a half-game back. The 49ers certainly weren't a team that UNT was expected to blow out, especially after being hammered by Charlotte earlier in the season.

"They beat us badly at their place," Aniefiok said. "We took this game personally."

The fact that UNT turned the tide in its second game against Charlotte in such dramatic fashion was just one of the signs that points to how well the Mean Green are playing late in the year. UNT is over .500 on the season for the first time since the beginning of 2015.

UNT could point to plenty of reasons it is in that position following the win against Charlotte. There was the fact that the Mean Green finished with 15 assists and just seven turnovers against the 49ers while shooting 54.2 percent (32 of 59) from the field.


Benford and his players attributed their performance to a sense of urgency late in the season.

"These guys are buying in, playing hard and holding each other accountable," Benford said. "They are taking ownership of their team."

Williams echoed that sentiment, saying simply, "It has just clicked at the right time."

There seemingly couldn't have been a better time than on a night when UNT sent Dunham, its legendary radio voice, out on a high note.

### RADIO-TV CHART



**0** Carrington Ward  
6-2 • 180 • Jr. • G  
Philadelphia



**1** Maurice Aniefiok  
6-5 • 212 • R-Jr. • G  
Lagos, Nigeria



**2** Greg White-Pittman  
6-2 • 206 • Fr. • G  
New Orleans



**3** DeAndre Harris  
6-3 • 180 • R-So. • G  
Milwaukee, Wisc.



**4** J-Mychal Reese  
6-1 • 173 • Jr. • G  
Bryan, Texas




**5** Todd Eaglin  
5-10 • 171 • Jr. • G  
New Orleans



**10** Chris Campbell  
6-3 • 185 • Jr. • G  
Houston



**11** Jeremy Combs  
6-7 • 182 • Fr. • F  
Dallas



**20** Muhammed Ahmed  
6-7 • 215 • Jr. • F  
Bronx, N.Y.



**21** T.J. Taylor  
6-3 • 215 • R-Sr. • G  
Denison, Texas



**23** Jordan Williams  
6-6 • 202 • Sr. • G  
Dallas



**25** Armani Flannigan  
6-8 • 200 • Sr. • F  
Rockford, Ill.



**33** Colin Voss  
6-7 • 240 • R-Sr. • F  
Grand Rapids, Mich.



**HEAD COACH**

Tony Benford



**NORTH TEXAS BASKETBALL**