



# MEAN GREEN™

2009 University of North Texas Football

## Quick Facts Coaches

Todd Dodge (Texas, '87)  
 North Texas Record..... 5-29 (Third Year)  
 vs. Army.....0-0  
 Overall Record.....5-29 (Third Year)  
 vs. Army.....0-0

Rich Ellerson (Hawai'i '77)  
 Army Record ..... 4-6 (First Year)  
 vs. North Texas .....0-0  
 Overall Record.....64-47 (10th Year)  
 vs. North Texas .....0-0

### Series

Army leads the series with  
 North Texas 2-0

### Television

TXA-21

Play-by-play ..... Brad Sham  
 Analyst..... Babe Laufenberg

### Radio

Mean Green Radio Network -KWRD  
 100.7 FM (Dallas/Fort Worth) and KNTU  
 88.1 FM (Denton). George Dunham (Play-  
 by-Play) and Hank Dickenson (Color).

### Internet

The live broadcast of the game can be  
 accessed on the internet through the North  
 Texas athletic web site or the KWRD web  
 site. To access the broadcast on the internet  
 go to MeanGreenSports.com or thewordfm.  
 com.

### Athletic Media Relations

Football Contacts: Eric Capper (Coach  
 Dodge) and Steven Bartolotta (Players)

Capper Work ..... 940-565-2476  
 Cell ..... 940-367-0727  
 Email ..... eric.capper@unt.edu  
 Bartolotta Work ..... 940-369-8329  
 Cell ..... 817-300-1931  
 Email..... steven.bartolotta@unt.edu



## GAME 11



**NORTH TEXAS (2-8, 1-6) vs ARMY (4-6)**  
**November 21, 2009 • Fouts Field (30,500)**  
**Denton, Texas • 3:08 p.m. CT • TXA 21**

## THE PARTICULARS

North Texas returns home to face the Black Knights of Army in the final regular season home game of the year. The game is televised on TXA 21 in Dallas-Fort Worth and can be heard on the Mean Green Radio Network. Kickoff is slated for 3:05 p.m.

## THE PRINCIPALS

North Texas is coming off a seven-point loss on the road to FIU and trying to close out the home season with its second win at Fouts Field. Army is 4-6 and can become Bowl eligible with victories over North Texas and Navy to close out the year. Army is 1-3 on the road this season while the Mean Green is 1-4 at home.

## THE SERIES

The Mean Green faces the Black Knights for the third time as Army leads the overall series 2-0 with North Texas. The two teams met twice in the 90's. The first meeting was in 1996 at Texas Stadium as Army came away with a 27-10 win. The following year the Mean Green lost at West Point 25-14.

## NEXT GAME

North Texas closes out the 2009 season with a road game at Arkansas State while Army faces its biggest rival as they take on Navy.

### North Texas (2-8, 1-6 Sun Belt)

Sept. 3	at Ball State	W, 20-10
Sept. 12	vs. Ohio	L, 31-30 2OT
Sept. 19	at No. 4 Alabama	L, 53-7
Sept. 26	vs. Middle Tennessee*	L, 37-21
Oct. 10	at Louisiana-Lafayette*	L, 38-34
Oct. 17	vs. Florida Atlantic*	L, 44-40
Oct. 24	at Troy*	L, 50-26
Oct. 31	vs. Western Kentucky*	W, 68-49
Nov. 7	vs. ULM*	L, 33-6
Nov. 14	at Florida International*	L, 35-28
<b>Nov. 21</b>	<b>vs. Army</b>	<b>3 p.m.</b>
Nov. 28	at Arkansas State*	2 p.m.

\*Sun Belt Conference Game

### Army (4-6, Independent)

Sept. 5	at Eastern Michigan	W, 27-14
Sept. 12	vs. Duke	L, 35-19
Sept. 19	vs. Ball State	W, 24-17
Sept. 26	at Iowa State	L, 31-10
Oct. 3	vs. Tulane	L, 17-16
Oct. 10	vs. Vanderbilt	W, 16-13 OT
Oct. 17	at Temple	L, 27-13
Oct. 23	vs. Rutgers	L, 27-10
Nov. 7	at Air Force	L, 35-7
Nov. 14	vs. VMI	W, 22-17
<b>Nov. 21</b>	<b>at North Texas</b>	<b>3 p.m.</b>
Dec. 12	vs. Navy	1:30 p.m.

All Times Central



# MEAN GREEN

## North Texas Quick Facts

Location.....	Denton, Texas
Founded.....	1890
President.....	Dr. Gretchen Bataille
Enrollment.....	34,795
Founded.....	1890
Athletic Director.....	Rick Villarreal
Nickname.....	Mean Green
Colors.....	Green and White
Home Field.....	Fouts Field
Capacity.....	30,500
Surface.....	Artificial
First Year of Football.....	1913
Years of Football.....	93
Conference.....	Sun Belt
Head Coach.....	Todd Dodge (Third Year)
Overall Record.....	5-29
Record at North Texas.....	5-29
Primary Offense.....	Spread
Primary Defense.....	4-3

## Mean Green Team Record

Overall.....	467-439-34
Home.....	249-130-12
Fouts Field.....	149-79-7
Away.....	215-304-22
Neutral.....	2-5
Since Div. I-A (1995).....	58-115

## Versus Other Div. I-A Conferences

ACC.....	0-2
Big East.....	0-1
Big 12.....	7-55
Big 10.....	0-0
Conference USA.....	34-44-1
Independent.....	1-1
Mid-American.....	2-4
Mountain West.....	6-15
Pac-10.....	2-5
SEC.....	4-32
Sun Belt.....	66-61-2
WAC.....	34-75-2

## Under Todd Dodge

Overall.....	5-29
Home.....	3-12
Away.....	2-16
August.....	0-1
September.....	1-10
October.....	2-10
November.....	2-7
December.....	0-1

## Team Streaks

Wins.....	0
Home Wins.....	0
Away Wins.....	0
Sun Belt Wins.....	0
Losses.....	2
Home Losses.....	1
Away Losses.....	4
Non-Sun Belt Losses.....	2
Wins When Holding Opponents to 10 Points or Under.....	26
Wins When Scoring 30 Points or More.....	1

## Media availability for Week 11 vs. Army

Monday 16	Tuesday 17	Wednesday 18	Thursday 19	Friday 20	Saturday 21	Sunday 22
Sun Belt Teleconference - Coach Dodge at 11:08 a.m.	Practice at Athletic Center 3:15 p.m.	Practice at Athletic Center 3:15 p.m.	Practice at Athletic Center 3:15 p.m.	Team walk- through	Kick-off with Army, 3:00 p.m.	Off Day
Coach Dodge Radio Show 12-1 p.m.	<b>Only day for player availability after practice</b>	Coach Dodge available for out of town meeting on the phone.	No player availability	No player availability		No player availability
Notes Package Released		No player availability				
Practice 6:35 at Fouts Field						
No player availability						

## A CLOSER LOOK AT ARMY

**Head Coach Rich Ellerson** – In his first season on the Hudson, Ellerson has already guided the Black Knights to four wins, the best win total since 2005 for Army. With one more victory, Ellerson will give the Black Knights their best season since 1996. He came to Army after spending eight seasons at Cal-Poly. There he took the Mustangs to an 8-3 mark his final season and they finished ranked eighth in the nation. He won three conference titles with Cal Poly and was a three-time Great West Conference Coach of the Year.

**The Matchup** – Two contrasting styles face off with the spread offense of North Texas and the triple option of Army. Despite the spread look, North Texas ranks as the top rushing team in the Sun Belt Conference at 186 yards a game. The Black Knights are averaging 213 yards a game on the ground this season. The Mean Green defense had one of its better performances against FIU, holding them to 258 yards of total offense, the second lowest yards allowed this year by North Texas. Army's triple option attack is led by freshman quarterback Trent Steelman who has rushed for 558 yards and thrown for 473 yards. On defense Josh McNary leads the nation in tackles for a loss with 19.5 and 1.15 per game. McNary is also tied for fourth in the nation with 11.5 sacks on the season.

## GENERAL INFORMATION

**Location:** West Point, N.Y.  
**Enrollment:** 4,400  
**President:** Lt. Gen. Franklin L. Hagenbeck  
**Athletic Director:** Kevin Anderson  
**Founded:** 1802  
**Nickname:** Black Knights  
**Colors:** Black Gold, Grey

## FOOTBALL STAFF

**Head Coach:** Rich Ellerson (Hawaii)  
**Record at Army:** 4-6 (First Year)  
**Overall Record:** 64-47 (10th Year)  
**Assistant Coaches:**  
 Ian Shields (Offensive Coordinator)  
 Payam Saadat (Co-Defensive Coordinator)  
 Chris Smeland (Co-Defensive Coordinator)  
 John Brock (Rovers/B-Squad)  
 Tony Coaxum (Cornerbacks)  
 Andy Guyader (Wide Receivers)  
 Capt. Clarence Holmes (Defensive Tackles)  
 Robert Lyles (Whips)  
 Gene McKeehan (Offensive Guard)  
 John Mumford (Defensive Ends)  
 Joe Ross (Fullbacks/Special Teams)  
 Bill Tripp (Offensive Tackles)  
 Tucker Waugh (Slotbacks)

## TEAM INFORMATION

**2009 Record:** 4-6  
**Offensive System:** Spread/Triple Option  
**Defensive System:** Double Eagle Flex

## SPORTS INFORMATION

**SID:** Bob Beretta  
**Office phone:** 845-938-3303  
**Email:** robert.beretta@usma.edu  
**Web Site:** www.goarmysports.com

## THE SERIES - GAME-BY-GAME

**Series Record:** Army leads 2-0  
**At West Point:** Army leads 1-0  
**At Denton:** First Game  
**At Texas Stadium:** Army leads 1-0  
**First game:** September 28, 1996  
**Last game:** November 15, 1997



## **Media Information Post-Game Interviews**

The North Texas locker room is closed to all members of the media. Head coach Todd Dodge and requested players will be available for interviews following a brief cooling off period. Postgame interviews at Fouts Field will be held in the media interview room below the east stands.

## **Credentials For Media**

Those wishing to cover North Texas must contact Eric Capper or Steven Bartolotta for credentials for home and away games. Seating is very limited at Fouts Field and requests for North Texas home games need to be made at least one week prior to the contest.

## **Media Availability for Players**

All player interviews will be conducted following the teams practice on Tuesday afternoon at the Athletic Center. Requests for players should be made in advance through the sports information office. No interviews will be granted on Monday or Wednesday post practice. Special exemptions may be granted to those media wishing to interview a specific student-athlete before practice at the discretion of the media relations office.

## **Sun Belt Teleconference**

The Sun Belt Conference will conduct a weekly teleconference with each of the eight head coaches each Monday throughout the season. Coach Dodge will be on the call from 11:08-11:14 a.m. each week.

## **Post-Practice**

Dodge will be available to media immediately following Tuesday's practice at the Darrell Dickey Practice Facility. Requests should be made in advance of practice to the media relations office.

## **Out of Town Media**

Dodge and his assistant coaches are also available by request to out-of-town media Monday through Wednesday from 11 a.m.-12 noon. Contact the media relations office to arrange these requests.

## **Practice Coverage**

Media has limited access to North Texas football practice. Viewing is available outside the fence of the practice facility. Video and still photography can be shot during the first 30 minutes of practice. Players and coaches are available for interviews following practice on Tuesday. All requests for interviews must be made in advance through the athletic media relations office.

**Special Military Recognition** - The University of North Texas will honor the United States Military – in particular the Army and Fort Hood - prior to and during this week's football game. Saturday morning at Fouts Field there will be a flag football game between campus representatives of three branches of the Armed Services with the winners to be acknowledged during the North Texas-Army game. During pregame on the field, first responders from Fort Hood will be introduced and recognized for their heroism in light of the tragic shooting that left 13 people dead on Nov. 5. There will also be a moment of silence to remember those killed. Fort Hood Commanding General Robert Cone will also participate in the game's ceremonial coin toss. During the game, the Mean Green will wear special helmet decal stickers provided by Fort Hood to honor those killed and injured in the tragedy. Head coach Todd Dodge and his team will also present General Cone a North Texas flag that has been signed by the entire team.

**Quick Hitters on Army Matchup** - North Texas will face a very good rushing offense and a very good defense in Army. The Black Knights rank 14th nationally in rushing offense (213.3 ypg) and 13th nationally in total defense (296.2 ypg). The North Texas offense has only been held below 300 yards two times this year, in losses to Alabama and Louisiana-Monroe... Army's offense had a season-high 174 yards passing in a win last week over VMI... North Texas has thrown for more than 174 yards in nine of its 10 games with Alabama being the only exception. The Black Knight defense has only allowed three of its 10 opponents to throw for over 174 yards and ranks No. 3 in the nation in pass defense, allowing 154.8 yards per game... The Army defense has allowed more than twice as many points in the fourth quarter (104) than any other quarter (51 in the third)... Army defensive end Josh McNary ranks fourth in the nation in quarterback sacks (1.2 per game) and tied for first in tackles for loss (1.9 per game). North Texas ranks 14th in the nation in sacks allowed with just 1.0 per game.

**Comparing the Common Opponent-** North Texas and Army have played one common opponent this year in Ball State. Both teams defeated the Cardinals, with North Texas winning 20-10 at Ball State in the season opener and Army winning 24-17 in West Point two weeks later. Army had 265 yards of total offense and allowed 375 yards against the Cardinals. North Texas had 512 yards of total offense and allowed 309 yards. The Black Knights had a season-high four interceptions against Ball State, returning one for a touchdown. North Texas had an interception against Ball State that was returned for a touchdown but called back due to a holding call.

**Record Setting Offense** - North Texas eclipsed the 4,000-yard mark in total offense for the third straight season, which is the first time that has ever happened in the 94-year history of North Texas football. The Mean Green had a school-record 4,901 yards of total offense in 2007 and followed that with 4,356 yards last season. With two games remaining, North Texas has 4,189 yards and is on pace to have a record-breaking 5,026. Only three times in school history has North Texas had back-to-back years with over 4,000 yards of total offense with the other years coming in 1993-94 and 2003-04.

**Second Quarter Quandary** - North Texas seems to be facing a second quarter slump... but oddly enough, it is only at home. In five home games, North Texas has allowed more points, and scored less in the second quarter than any other quarter. At Fouts Field the Mean Green has been outscored 84-27 in the second quarter and 14 of those points came against Western Kentucky. In five road games, North Texas has scored more than twice as many points (45) in the second quarter than any other quarter (24 in the first).

**Long Scoring Plays** - North Texas has been able to break some long scoring plays this year, including a 42-yard touchdown run by sophomore running back Lance Dunbar last week against Florida International. There have been a total of 10 touchdown plays of longer than 30 yards this season and eight of those have come in the last six games. All five of the touchdown plays over 50 yards have come in the last six games. Dunbar is responsible for seven of the 10 long touchdown plays while junior wide receiver Jamaal Jackson is responsible for two and freshman quarterback Riley Dodge has one. In comparison, in all 12 games last year, North Texas had only five touchdown plays of longer than 30 yards and only one that carried more than 50 yards.



### Updated Bios At MeanGreenSports.com

Throughout the season bios of selected offensive and defensive players will be updated and available at [www.meangreensports.com](http://www.meangreensports.com). Along with the updated bios the North Texas virtual guide can be accessed on the website that has complete bios on all the players and coaches.

#### North Texas Career Starts

(minimum of 10 games)

Esteban Santiago, Jr. OL.....	31
Antoine Bush, Sr., DB.....	31
Tobe Nwigwe, Sr., LB.....	27
Craig Robertson, Jr., LB .....	27
Tyler Bailey, Sr., OL .....	23
Kelvin Drake, Jr., OL.....	22
J.J. Johnson, So., OL.....	22
Kylie Hill, Sr., LB.....	20
Victor Gill, Jr., OL .....	20
Royce Hill, So., DB .....	17
A.J. Penson, Jr., LB.....	16
Adyran Adams, Sr. DB.....	14
D. Williams, So., DB .....	11
Gabe Hollivay, Sr., OL.....	10

#### North Texas Consecutive Starts

Craig Robertson, So., LB.....	27
J.J. Johnson, So., OL.....	22
Royce Hill, So. DB .....	17

#### North Texas Milestone Victories

1 vs. Bursleson College 25-0, 1914
<b>100 vs. Abilene Christian 18-7, 10/9/1936</b>
150 vs. Sam Houston 27-0, 10/25/1947
<b>200 vs. Midwestern 40-13, 10/22/1955</b>
250 vs. Southern Ill. 14-13, 10/31/1964
<b>300 vs. Houston 28-0, 10/11/1975</b>
350 vs. UL-Monroe 27-7, 11/5/1983
<b>400 vs. SW Texas 35-28, 10/9/1993</b>
<b>450 vs. Middle Tenn. 30-21, 10/2/2004</b>

**Bold - Home Games**

#### Fouts Field Milestone Victories

1 vs. North Dakota 55-0, 9/27/52
100 vs. Abilene Christian 26-3, 10/3/1987
150 vs. Idaho 51-29, 11/13/2004

#### Pronunciation Guide

Brandon Akpunku.....	AK-punk-COO
LaChris Anyiam	AN-YEE-um
Tobe Nwigwe .....	Nuh-whig-way
Troy Kokjohn.....	Coke-John
Matthew Menard....	Men-NARD
K.C. Obi .....	Oh-BE
Sam Owusu-Hemeng ..	AH-WA-Sue-Heming
Casey Schutza .....	ShooTZ-Uh
Bryant Seidle.....	Sigh-dull

**Big Plays in General** - The Mean Green has really improved its big-play potential in general this year. In 12 games last year, North Texas had a total of 11 plays from scrimmage that went for 30 yards or more. In 10 games this year, North Texas already has 21 plays that have carried at least 30 yards. Of the 21 plays that have gone 30 yards or more this year, nine have been rushes. Last year North Texas only had three rushes for over 30 yards.

**Quick Scoring Drives** - Going hand-in-hand with big plays for the North Texas offense is quick scoring drives. The Mean Green has had 35 touchdown drives this year and the average scoring drive has lasted just 6.1 plays, covering 65.7 yards in just 2:36 of game clock. With 14 touchdown drives this year coming in less than two minutes, there are only 15 FBS teams have more TD drives that quickly. Last season North Texas only had seven touchdown drives in less than two minutes.

**Breaking it Down** - Most of North Texas' long rushing plays have come on first and second down this season. Of the 31 rushing plays that have gone for 11 yards or more, 29 have come on first and second down. There have been a total of 18 rushing plays that have gone over 20 yards for the Mean Green this season and 17 of those have come on first and second down.

**Avoiding Three-and-Out** - The Mean Green offense has been fairly successful at avoiding three-and-out series this series' this year. North Texas has 26 possessions where the offense had just three plays and was forced to punt, which is an average of 2.6 per game. That ranks as the 13th-best average among Football Bowl Subdivision teams - led by Idaho which averages just 1.0 three-and-out possession per game. No other Sun Belt Conference team has a better average than the Mean Green. North Texas had a season-high seven three-and-out possessions against Alabama and a season-low zero against Florida Atlantic.

**Down and Distance Disparity** - There has been an inverse relationship between down and distance and quarterback Riley Dodge's completion percentage this season. On second and third down with short yardage to gain for a first down (three yards or less), Dodge has completed 47 percent of his passes (9-of-19). Facing a long distance to gain for a first down (seven or more yards) Dodge has completed 64 percent of his passes (51-of-80). He is most accurate when the distance to gain is in the middle (4-6 yards) where he has completed 73 percent of his passes (22-of-30).

**Conversion Success Rate** - Staying ahead of the chains is a big factor in the success of the North Texas offense this season. When North Texas is faced with second down and four yards or less to gain, it has converted a first down 68 percent of the time (38-of-56). When it is faced with second down and five yards or more, it has converted a first down 24 percent of the time (44-of-185). On third down and four yards or less, the Mean Green is successful 66 percent of the time (39-of-59). On third and five or more yards to gain, North Texas is just successful in converting a first down just 28 percent of the time (23-of-82).

**Outgaining Opponents** - Despite a 2-8 record, North Texas has outgained six of its 10 opponents in total offense. In games against Ball State (512-309), Ohio (301-232), Middle Tennessee (470-456), Louisiana-Lafayette (444-295), Western Kentucky (583-425) and Florida International (513-258) the Mean Green has averaged 471 yards of offense while the opponents have averaged 329 for a difference of 142 yard per game. Since Dodge took over at North Texas in 2007, North Texas is 3-12 when outgaining its opponent in total offense. Last season North Texas lost the only two games when it outgained its opponents (Florida International and Louisiana-Monroe).

**Holding Leads** - In four of its eight losses this year, North Texas has been unable to protect a double-digit lead. The Mean Green was up 17-6 over Ohio in the third quarter before the Bobcats scored two unanswered touchdowns to take a 20-17 fourth-quarter lead in a game Ohio eventually won in double overtime. Against Louisiana-Lafayette, North Texas led 34-24 early in the fourth quarter but was outscored 14-0 in the last 9:30 of the game to lose 38-34. Against Florida Atlantic, North Texas held a 13-point first half lead, but the Mean Green allowed 23 unanswered points and eventually lost by four, 44-40. Lastly, against Florida International, North Texas was up 28-14 midway through the third quarter before allowing 21 unanswered points to lose 35-28.





# MEAN GREEN

## 2009 Sun Belt Standings

Team	Conference	Overall
Troy	6 0 1.000	7 3
Middle Tennessee	5 1 .833	7 3
ULM	5 1 .833	6 4
Florida Atlantic	3 2 .600	3 6
Louisiana-Lafayette	3 3 .500	5 5
Florida International	3 4 .429	3 7
Arkansas State	1 4 .200	2 7
<b>North Texas</b>	<b>1 6 .143</b>	<b>2 8</b>
Western Kentucky	0 6 .000	0 10

## This Week in the Sun Belt

November 21

Army at North Texas 3 p.m.  
 Florida Atlantic at Troy\* 3:15 p.m.  
 Arkansas State at Middle Tennessee\* 3:30 p.m.  
 ULM at Louisiana-Lafayette\* 6 p.m.  
*All Times Central*



## Quickie Stats

### Mean Green's Record When:

Leading at the half	1-4
Trailing at the half	1-3
Tied at the half	0-1
Leading after three quarters	1-3
Trailing after three quarters	0-5
Tied after three quarters	1-0
Scoring first	2-5
Opponent scores first	0-3
Running more plays than opponent	2-3
Opponent runs more plays	0-4
Same number of plays	0-1
Committing more turnovers	0-6
Committing less turnovers	1-2
Turnovers are even	1-0
Committing at least two turnovers	1-6
Winning time of possession	2-3
Opponent wins time of possession	0-5
Running 70 or more off. plays	2-4
Running less than 70 off. plays	0-4
Rushing for 150 yards or more	2-4
Rushing for less than 150 yards	0-4
Passing for 200 yards or more	2-5
Passing for less than 200 yards	0-3
Passing % is over 55%	2-8
Passing % is less than 55%	0-0
Third down conv. is over 40%	2-5
Third down conv. is less than 40%	0-3
Gaining more total yards than opp.	2-4
Gaining less total yards than opp.	0-4
Playing at home	1-4
Playing on the road	1-4
Playing on natural grass	0-1
Playing on artificial surface	2-7

**Damaging Turnovers** - Turnovers have made a huge difference in the end result of four games for North Texas this season. In losses to Ohio, Louisiana-Lafayette, Florida Atlantic and Florida International the Mean Green combined to commit 12 turnovers, while only gaining four. Those four opponents scored on nine of the 12 possessions that resulted from a North Texas turnover. Also in those four games, North Texas threw three interceptions that were returned for touchdowns. Below is a look at the opponent points off turnovers in those four games:

Opponent	NT Turnovers	Opp. Points Off Turnovers	Difference in Final Score
Ohio	4	13	1
Louisiana-Lafayette	4	10	4
Florida Atlantic	2	10	4
Florida International	2	14	7

**Pick Six Costly**- North Texas has thrown three interceptions this season that have been returned for costly touchdowns. Against Ohio, backup quarterback Nathan Tune threw an interception that was returned 69-yards for a score in a game that went to overtime where the Mean Green fell 31-30. At Louisiana-Lafayette, freshman Riley Dodge threw a pick that was returned 70 yards for a score in a game that the Mean Green lost 38-34. Last week against Florida International with North Texas holding a 14-point second-half lead, Dodge threw a pick six that was the difference in the final score 35-28.

**No Sack Attack**- The North Texas offensive line has done a good job protecting the quarterback, allowing just 10 sacks in as many games. The Mean Green ranks 14th in the nation with an average of just 1.0 sack allowed per game. When you look at the ratio of the number of passes attempted per sacks allowed, North Texas ranks seventh in the nation with an average of 34.4 passing attempts for each sack allowed.

**Red Zone Defense** - The North Texas defense will be trying to improve its red zone defense this week. The Mean Green has allowed 38 scores on 42 possessions inside the red zone by opponents for a success rate of 90 percent, which ranks 109th nationally. The last seven opponents have scored 37 of the 39 times inside the red zone. Even more concerning is the number of touchdowns allowed from inside the 20-yard line. Of the 38 red zone scores by opponents, 30 have been touchdowns (79 percent). Army has scored on 24 of 30 trips from inside the opponent red zone, but only 14 of those have been touchdowns.

**Fourth Down Unfriendly** - North Texas finally broke its drought on fourth down last week against Florida International when quarterback Riley Dodge hooked up with B.J. Lewis for 18 yards on a 4th-and-13 conversion. North Texas was just 1-of-9 on fourth down conversion attempts prior to that and had not converted one in the last four games. Ironically, the 4th-and-13 conversion against FIU last week was the longest distance to gain on any of the fourth-down tries for the Mean Green this year.

**Big Plays Coming from Youngsters** - In 10 games, North Texas has 31 plays that have covered 30 yards or more, including nine rushing plays, 12 passing plays, nine kick returns and one interception return and one punt return. All 31 of those plays have come from underclassmen, including 11 by sophomore running back Lance Dunbar and eight by junior receiver Jamaal Jackson.

**Balanced Attack** - Mean Green head coach Todd Dodge has always said that his offense has a better chance at being successful if it is balanced between rushing and passing production. After 10 games, North Texas has 1,861 yards rushing and 2,328 yards passing which is a 45 to 55 percent balance. Last season, rushing accounted for 35 percent of the total offense while passing accounted for 65 percent.

**What a Rush** - North Texas had a season-high 321 yards rushing in the win over Western Kentucky, which was the fourth time this season that the Mean Green has rushed for over 200 yards in a game. That equals the number of 200-yard rushing games that North Texas had in the previous four years combined. The Mean Green had exactly one 200-yard rushing game in each of the four years 2005-08. Last year, the best team rushing effort was 203 yards – a total that has been topped four times this year. The last time a North Texas offense had this many 200-yard rushing games in a season was in 2004 when it had seven behind the efforts of freshman Jamario Thomas.



## Sun Belt Team Stat Leaders

### TOTAL OFFENSE

1. Troy.....	457.8
2. Florida Atlantic.....	444.9
3. Middle Tennessee.....	429.9
<b>4. North Texas.....</b>	<b>418.9</b>
5. ULM.....	403.5
6. Louisiana-Lafayette.....	346.4
7. Arkansas State.....	332.8
8. Florida International.....	325.7
9. Western Kentucky.....	322.6

### PASS OFFENSE

1. Troy.....	319.6
2. Florida Atlantic.....	296.0
3. Middle Tennessee.....	247.8
<b>4. North Texas.....</b>	<b>232.8</b>
5. Florida International.....	221.8
6. ULM.....	217.9
7. Louisiana-Lafayette.....	203.1
8. Arkansas State.....	195.7
9. Western Kentucky.....	148.7

### RUSH OFFENSE

<b>1. North Texas.....</b>	<b>186.1</b>
2. ULM.....	185.6
3. Middle Tennessee.....	182.1
4. Western Kentucky.....	177.0
5. Florida Atlantic.....	148.9
6. Louisiana-Lafayette.....	143.3
7. Troy.....	138.2
8. Arkansas State.....	137.1
9. Florida International.....	100.8

### TOTAL DEFENSE

1. Arkansas State.....	351.9
2. ULM.....	354.4
3. Middle Tennessee.....	362.9
4. Louisiana-Lafayette.....	403.6
5. Troy.....	410.4
<b>6. North Texas.....</b>	<b>417.7</b>
7. Florida Atlantic.....	441.6
8. Florida International.....	490.9
9. Western Kentucky.....	506.5

### PASS DEFENSE

1. Florida Atlantic.....	210.6
2. Middle Tennessee.....	215.7
<b>3. North Texas.....</b>	<b>227.4</b>
4. Louisiana-Lafayette.....	228.5
5. Arkansas State.....	234.4
6. Western Kentucky.....	238.9
7. ULM.....	247.5
8. FIU.....	252.4
9. Troy.....	271.2

### RUSH DEFENSE

1. ULM.....	106.9
2. Arkansas State.....	117.4
3. Troy.....	139.2
4. Middle Tennessee.....	147.2
5. Louisiana-Lafayette.....	175.1
<b>6. North Texas.....</b>	<b>190.3</b>
7. Florida Atlantic.....	231.0
8. Florida International.....	238.5
9. Western Kentucky.....	267.6

**A New Home For The Mean Green** - North Texas has called Fouts Field home since 1952, but those days are nearing an end. In 2011 the Mean Green will move into a new stadium located on-campus. Construction is set to begin on the stadium in January of 2010 and the stadium will have a capacity of 30,000 with the ability for future expansion to raise the total to 50,000. North Texas partnered with HKS to build the stadium - the same company that designed the American Airlines Center in Dallas and the new Cowboys Stadium in Arlington, Texas.

**Big Guys With Experience** - While the Mean Green battled inexperience and youth in 2008, the 2009 North Texas offensive line is about as battle tested as you could want. The starting five have combined for a total of 118 career starts. The good thing about the group of Santiago (31 career starts), Bailey (23 career starts), Johnson (22 career starts), Drake (22 career starts), and Gill (20 career starts) is that only one is a senior (Bailey). In fact of the 10 offensive line-men in the two deep, only two are seniors, while four are juniors, three are sophomores and there is one freshman.

**A Good Distributor** - One of the areas that Coach Todd Dodge has emphasized this year is getting the ball in the hands of as many different people as possible. The last two seasons, wide receiver Casey Fitzgerald led the nation in receptions with over 110 each year. This year Dodge would like those receptions to be divided between two or even three receivers. So far, the plan is working, with three different wide receivers having over 35 catches. Last season after 10 games, only one receiver (Fitzgerald) had more than 35 catches. In all, 14 different receivers have made at least one catch for the Mean Green this season.

**Coaches Up/Coaches Down** - North Texas will put three assistant coaches in the press box during games and will have six assistants along with head coach Todd Dodge on the sideline. In the press box will be offensive coordinator Todd Ford, along with defensive coordinator Gary DeLoach. Cornerbacks coach Carlton Buckels and safeties coach Chuck Peterson will join DeLoach in the press box. Linebackers coach David Rausch and defensive line coach Mike Nelson will be on the sidelines. Wide Receiver coach Clayton George and offensive line coach Spencer Leftwich will be on the sidelines along with special teams/running backs coach Shelton Gandy. Graduate assistant coaches Brian Morgan and Kevin Barbay will also be in the press box.

**Well Represented in the NFL** - North Texas has had more players drafted to play professional football than any other team in the Sun Belt Conference. Since the first NFL draft in 1936, North Texas has had 77 players drafted, including seven players picked in the first round. Arkansas State is second among Sun Belt Schools which have had players drafted with 46. Joe Greene is the highest drafted player ever from North Texas when he was selected by the Pittsburgh Steelers with the fourth overall pick in 1969.

**TV Time** - North Texas is scheduled to play on television eight times in 2009. The Mean Green will be shown in the Dallas/Fort Worth market on KTXA 21 for the Ohio and Army games as part of two-game deal with the station. The season opener at Ball State was played before a national audience on ESPNU and the game at Alabama was shown across the SEC Regional Network. The game at Louisiana-Lafayette and two home games with Florida Atlantic and Western Kentucky are being shown as part of the Sun Belt Conference package. The game at Troy was broadcast by the Troy ISP Network. KTXA 21 also aired the North Texas games that were broadcast as part of the Sun Belt package.

**Charr-ging Them Up** - One of the new additions to North Texas this offseason was that of a strength and conditioning coach for football. Aaron Ausmus started the program in January before leaving to take the same position at Tennessee. Todd Dodge then turned to Charr Gahagan to replace Ausmus. Gahagan was at the University of Washington and spent eight seasons at USC before that. He was a three-time national champion in powerlifting while at Louisiana Tech. The results have been noticeable. Defensive lineman Eddrick Gilmore put on 29 pounds in the offseason, going from 240 to 269 in the new program. Offensive lineman Nate Jenkins went from 379 down to 349 pounds this season.



# MEAN GREEN™

## NT SINGLE SEASON RECORDS WATCH

### TOUCHDOWNS

1. 21, Patrick Cobbs, 2003
2. 17, Jamario Thomas, 2004
3. 16, Michael Jones, 1977
- 4. 15, Lance Dunbar, 2009**
- 15, Ray Renfro, 1951

### RUSHING YARDS

1. 1,801, Jamario Thomas, 2004
2. 1,680, Patrick Cobbs, 2003
3. 1,453, Benard Jackson, 1978
4. 1,298, Kevin Galbreath, 2002
5. 1,154, Patrick Cobbs, 2005
6. 1,144, Malcolm Jones, 1980
- 7. 1,120, Lance Dunbar, 2009**

### RUSHING TOUCHDOWNS

1. 19, Patrick Cobbs, 2003
2. 17, Jamario Thomas, 2004
- 3. 15, Lance Dunbar, 2009**

### YARDS PER PLAY

1. 7.5, Ray Renfro, 1951
2. 6.9, Tommy Runnels, 1955
3. 6.9, Dean Renfro, 1953
- 4. 6.7, Lance Dunbar, 2009**

### PASSES COMPLETED

1. 309, Giovanni Vizza, 2008
2. 231, Mitch Maher, 1994
3. 223, Giovanni Vizza, 2007
4. 195, Steve Ramsey, 1969
5. 177, Steve Ramsey, 1968
- 177, Rusty Hill, 1982
7. 176, Mitch Maher, 1993
- 8. 171, Riley Dodge, 2009**

### PASSING YARDS

1. 3,013, Mitch Maher, 1994
2. 2,828, Steve Ramsey, 2969
3. 2,758, Giovanni Vizza, 2008
4. 2,595, Mitch Maher, 1993
5. 2,516, Steve Ramsey, 1968
6. 2,409, Scott Davis, 1988
7. 2,388, Giovanni Vizza, 2007
8. 2,090, Mitch Maher, 1992
9. 1,941, Scott Davis, 1989
10. 1,852, Joe Milton, 1970
- 11. 1,737, Riley Dodge, 2009**

### COMPLETION PERCENTAGE

- 1. 66.8, Riley Dodge, 2009**

### RECEPTIONS

1. 113, Casey Fitzgerald, 2008
2. 111, Casey Fitzgerald, 2007
3. 91, Marvin Walker, 1982
4. 79, Brandon Jackson, 2007
5. 76, John Love, 1965
6. 71, Barry Moore, 1969
7. 69, Barry Moore, 1968
8. 66, David Brown, 1994
- 9. 59, Jamaal Jackson, 2009**

### ALL PURPOSE YARDS

1. 1,815, Jamario Thomas, 2004
2. 1,711, Patrick Cobbs, 2003
3. 1,652, Leo Taylor, 1968
4. 1,604, Bernard Jackson, 1978
5. 1,594, Erric Pegram, 1990
6. 1,504, John Love, 1965
- 7. 1,437, Lance Dunbar, 2009**

### MOST RUSHING TD'S (SEASON)

1. 33, 1951
2. 28, 2003
- 3. 24, 2009**

**Did You Know** -North Texas has its share of players on the roster that have great genes of their own but some have even better bloodlines. Wide receiver Alex Lott is the son of former Oklahoma All Big 8 quarterback Thomas Lott. His older brother just finished up his college career at Rice. Freshman wide receiver Desmond Brigham is the nephew of current Arizona Cardinals wide receiver Jamaica Rector. And if that wasn't enough freshman defensive back Jeremy Phillips is the younger brother of Jason Phillips, last season's Mountain West Defensive Player of the Year for TCU and current Baltimore Raven linebacker.

**Following In Footsteps** - North Texas head coach Todd Dodge is one of only 56 known major college head coaches who have had the rare opportunity to coach his son in college. There are only three other current sets of father-and-son duos on Football Bowl Subdivision teams, Dan and Cody Hawkins at Colorado, Ricky and Brad Bustle at Louisiana-Lafayette and Steve and Scott Spurrier at South Carolina. Todd and Riley make only the 22nd father-and-son, quarter back-and-coach tandem in FBS history.

**Youthful Exuberance** - Some of the struggle this year for North Texas can possibly contribute to youth. In this week's projected starting lineup, the Mean Green has just one senior on offense (guard Tyler Bailey) and two seniors on defense (end Eddrick Gilmore and cornerback Adryan Adams). Eight of the 22 starters on offense and defense are either freshmen or sophomores. Of the 60 players who traveled to Florida International last week, 17 were freshmen, 15 were sophomores, 17 were juniors and only 11 were seniors.

**Lack of Senioritis** - The North Texas roster has only 12 seniors for the 2009 season. Only six teams in the Football Bowl Subdivision have fewer seniors on their roster than North Texas, and only three of those teams (Boise State, Miami (OH), and Idaho) are non-BCS teams.

### **Fewest Senior's In the Nation**

1. Boise State	4
2. Duke	9
S. Carolina	9
4. Georgia Tech	10
5. Miami (OH)	11
N. Carolina	11
<b>7. North Texas</b>	<b>12</b>
Connecticut	12
Idaho	12

**Record Enrollment** - The University of North Texas marked its ninth consecutive year of record-breaking student population when the fall 2009 enrollment was announced at 36,206. This year's numbers reflect the largest single-year increase since 2002 and continue to secure North Texas as the fourth-largest university in the state of Texas.

**One Overtime Not Enough** - North Texas has played in just two overtime games since the NCAA introduced the format in 1996. The Mean Green is 1-1 in its two overtime games, defeating Florida International 25-22 in seven overtimes in 2006 and losing to Ohio 31-30 in two overtimes this year. The Mean Green is the only FBS team that has never had a game decided in the first overtime period.



## MEAN GREEN OFFENSIVE INDIVIDUAL NOTES

### NT vs. Army Statistical Leaders

#### RUSHING YARDS

<b>North Texas</b>	<b>Army</b>
Lance Dunbar.....1,120	Patrick Mealy.....590
Riley Dodge.....373	Trent Steelman.....558

#### PASSING YARDS

<b>North Texas</b>	<b>Army</b>
Riley Dodge.....1,737	Trent Steelman.....473

#### RECEIVING YARDS

<b>North Texas</b>	<b>Army</b>
Jamaal Jackson.....596	Ali Villanueva.....383
Darius Carey.....443	Damion Hunter.....161
Michael Outlaw.....430	Dayvd Brooks.....45
Lance Dunbar.....260	Jameson Carter.....34

#### TOTAL OFFENSE

<b>North Texas</b>	<b>Army</b>
Riley Dodge.....2,110	Trent Steelman..1,031
Lance Dunbar.....1,120	Patrick Mealy.....590

#### TACKLES

<b>North Texas</b>	<b>Army</b>
Craig Robertson.....89	Stephen Anderson..83
D. Cook.....65	Donovan Travis.....68
Tobe Nwigwe.....57	Andrew Rodriguez.63

#### SACKS

<b>North Texas</b>	<b>Army</b>
Brandon Akpunku.6.0	Josh McNary.....11.5
Eddrick Gilmore...2.5	Stephen Anderson.2.5

#### INTERCEPTIONS

<b>North Texas</b>	<b>Army</b>
Royce Hill.....2	Donovan Travis.....4
Jeremy Phillips.....1	Mario Hill.....2
Ira Smith.....1	

#### PUNTING AVG.

<b>North Texas</b>	<b>Army</b>
Will Atterberry.....38.9	Jonathan Bulls.....39.0

#### FIELD GOALS

<b>North Texas</b>	<b>Army</b>
Jeremy Knott....10-13	Alex Carlton.....16-20

**Dunbar Climbing Single-Season List** - Sophomore running back Lance Dunbar is just the ninth player in North Texas history to rush for over 1,000 yards in a season and currently ranks seventh on the single-season rushing leaders list with 1,120 yards. He ranks 16th nationally with 112.0 yards per game and his 15 rushing touchdowns ranks fourth among all FBS running backs. He needs just 34 yards to move into the top five on the single-season list and at his current pace of 112 yards per game he would finish fourth behind only Jamario Thomas (1,801 in 2004), Patrick Cobbs (1,680 in 2003) and Bernard Jackson (1,453 in 1978).

**Getting it Dun** - Sophomore running back Lance Dunbar has exploded onto the scene since becoming the featured back when he came off the bench to replace starter Cam Montgomery in week four against Middle Tennessee. He has rushed for over 100 yards in five of his six starts and is one of only four backs in the nation to have more than one 200-yard rushing game. Along with becoming the regular starter at running back, he has established himself as one of the top backs in the nation. Dunbar has 15 of the team's 24 rushing touchdowns and is averaging a league-best 146.1 yards per game against conference opponents. His average of 6.8 yards per carry ranks third in the NCAA among backs with at least 150 attempts. Below is a look at Dunbar's numbers in the first three games compared to the last four games:

Category	First Three Games	Last Seven Games	Season Total
Rushing Attempts (avg.)	28 (9.3)	138 (19.7)	166 (16.6)
Rushing Yards (avg.)	97 (32.3)	1,023 (146.1)	1,120 (112.0)
All Purpose Yards (avg.)	182 (60.7)	1,255 (179.3)	1,437 (142.7)
Total Touchdowns	2	15	17

**Starting Comparisons** - With the emergence of Lance Dunbar lately, he is beginning to draw comparisons with another former young North Texas running back. As a freshman in 2004, Jamario Thomas didn't earn his first start until the third game of the season and went on to lead the nation in rushing with an average of 180.1 yards per game. In his first six starts, Thomas rushed for 1,216 yards for an average of 202.7 per game with 11 touchdowns. Dunbar did not earn his first start until the fifth game this year and in his first six starts he has rushed for 922 yards for an average of 153.7 yards per game and 12 touchdowns.

**Dodging Bullets** - Redshirt freshman Riley Dodge has started eight games as a college quarterback. While he has had his struggles early on, his numbers stack up very well with other former Mean Green freshman quarterbacks. In eight games, Dodge has a completion percentage of 66.8 and a pass efficiency rating of 125.5. Here is a look at how some other Mean Green quarterbacks did in their freshman year:

Name	Comp. %	Effic.
Riley Dodge (2009)	66.3	125.5
Scott Davis (1987)	50.4	132.5
Mitch Maher (1991)	50.6	90.9
Scott Hall (2000)	48.7	104.8
Daniel Meager (2005)	50.0	87.7
Giovanni Vizza (2007)	58.2	114.8

**First Year Receivers** - The top three receivers for North Texas this season are all in their first year with the Mean Green. Transfer Jamaal Jackson leads the team in receptions (59), receiving yards (596) and receiving touchdowns (4). True freshman Darius Carey is second on the team in both receptions (46) and receiving yards (443). Transfer Michael Outlaw is third in receptions (35) and receiving yards (430).

**Money on the Line** - As a group, the offensive line has helped the North Texas offense rank very high this year. The unit ranks 14th in the nation in sacks allowed with just 10 and is one of only six teams nationally to rank in the top 15 in sacks allowed as well as the top 30 in rushing and the top 40 in total offense. Junior guard Kelvin Drake has been a real bright spot after missing all of last season with an injury, Drake leads the team with 34 knockdowns and 14 pancake blocks. In all, eight different offensive linemen have played in the eight games.





## MEAN GREEN DEFENSIVE/SPECIAL TEAMS INDIVIDUAL NOTES

### NT vs. Army Stat Breakdown

	NT	Army
<b>SCORING</b>	280	164
Points Per Game	28.0	16.4
<b>FIRST DOWNS</b>	211	152
Rushing	89	102
Passing	106	37
Penalty	16	13
<b>RUSHING YARDAGE</b>	1,861	2,133
Yards gained rushing	2,068	2,363
Yards lost rushing	207	230
Rushing Attempts	364	507
Average Per Rush	5.1	4.2
Average Per Game	186.1	213.3
TDs Rushing	24	11
<b>PASSING YARDAGE</b>	2,328	2697
Att-Comp-Int	344-231-13	125-59-4
Average Per Pass	6.8	5.6
Average Per Catch	10.1	11.8
Average Per Game	232.8	69.7
TDs Passing	12	5
<b>TOTAL OFFENSE</b>	4,189	2,968
Total Plays	708	632
Average Per Play	5.9	4.5
Average Per Game	418.9	283.0
<b>KICK RET: #-YARDS</b>	54-1,226	39-729
KICK RET AVERAGE	22.7	18.7
<b>PUNT RET: #-YARDS</b>	6-41	22-123
PUNT RET AVERAGE	6.8	5.6
<b>INT RET: #-YARDS</b>	4-71	9-138
INT RET AVERAGE	17.8	15.3
<b>FUMBLES-LOST</b>	18-10	30-13
<b>PENALTIES-YARDS</b>	69-625	54-418
Average Per Game	62.5	41.8
<b>PUNTS-YARDS</b>	47-1,738	59-2,264
Average Per Punt	37.0	38.4
Net punt average	30.4	33.3
<b>TIME OF POSS./GAME</b>	31:19	32:47
<b>3RD-DOWN CONV.</b>	62/141	44/144
3rd-Down Pct	44%	31%
<b>4TH-DOWN CONV.</b>	2-11	7-12
4th-Down Pct	18%	58%
<b>SACKS BY-YARDS</b>	13-81	22-182
<b>MISC YARDS</b>	0	0
<b>TOUCHDOWNS SCORED</b>	36	17
<b>FIELD GOALS-ATT.</b>	10-13	16-20
<b>PAT-ATTEMPTS</b>	32-36	12-14

**Return Investment** - When Shelton Gandy took on his new role as special teams coach during the off season he had his work cut out. The Mean Green finished last season ranked last in the Sun Belt Conference in kickoff returns and kickoff coverage. After 10 games, Gandy has his kickoff return team ranked first in the league and his kickoff coverage team ranked fifth. The Mean Green is averaging 23.6 yards per kickoff return – up from 18.1 a year ago. Covering kicks has been an even bigger improvement, with the Mean Green allowing an average of 22.0 yards per return, which is down from 31.0 yards per return for opponents last year. Junior Jamaal Jackson has established himself as one of the best return guys in the league, averaging 30.1 which would lead the Sun Belt Conference if he met the minimum number of attempts.

**Nwigwe Out With Injury** - All-Conference linebacker Tobe Nwigwe suffered a foot injury against Florida Atlantic that will force him to miss the remainder of his senior season. Nwigwe had led the Sun Belt all season in tackles and would currently rank 14th nationally with his average of 10.3 stops per game, but does not meet the minimum number of games played since missing the last four. He was on pace to break his personal best of 111 tackles that he had last season.

**Robertson Leading the Way** - With the departure of Nwigwe, junior Craig Robertson has been the leader of the Mean Green defense. Robertson leads the team and ranks second in the Sun Belt in tackles with an average of 8.9 per game (89 total). He posted a career-high with 12 in the season-opener against Ball State and has led the team in tackles in five of the 10 games. He is on pace to set a career-high in total tackles for the season, which he set last year with 94.

**Coming of Age** - North Texas still has a very young defensive secondary, with all four starters either in their first or second year with the Mean Green. Sophomores Royce Hill and DaWaylon Cook are starters at cornerback and safety after playing extensively as true freshmen last season. Adryan Adams transferred to North Texas last year, but is in his first year as a full-time starter at cornerback. Fellow transfer Ira Smith is in his first year at North Texas and is the other starter at safety. The foursome has held up admirably in 10 games - they rank third in the Sun Belt Conference in pass defense (227.4 yards per game) and pass defense efficiency (131.3 rating), which is dramatically better than last year when the defensive backfield finished dead last in the conference in both categories (275.5 yards per game and 164.4 pass defense efficiency rating).

**Cook Coming On** - Sophomore safety DaWaylon Cook is feeling comfortable in his second year and his new position. As a true freshman last year, Cook was a backup cornerback and totaled 10 tackles in 11 games. After a year of experience and an offseason move to safety, Cook has become a leader in the secondary. After one tackle in the season opener, Cook has averaged 7.7 tackles in the last nine games, including a career-best 11 against Alabama. He is second on the team with 65 tackles and 51 of those are solo stops.

**Weighty Up Front** - One of the biggest areas, literally, that North Texas addressed in the offseason was the defensive line. The Mean Green brought in six new players to help the defensive line and added a lot of size. Transfers Kelvin Jackson and Shavod Atkinson are the regular starters at defensive tackle, weighing in at 309 and 307 pounds respectively. True freshman defensive tackle Kyle White, who tips the scales at 309 pounds, saw his first action against Alabama. Add 301-pound redshirt freshman Tevinn Cantly to give you the fourth interior defensive lineman that are all playing this year. Last year North Texas didn't play any defensive lineman that weighed 300 pounds or more.

**Return Drought Continues** - It has been 131 games and counting since North Texas has returned a kickoff for a touchdown. Broderick McGrew was the last Mean Green player to do so when he took a kickoff and returned it 100 yards in a 28-27 loss to Utah State on Nov. 14, 1998. North Texas' current active streak ranks as the ninth-longest in the nation - led by Air Force, which hasn't brought a kick back for a score in 285 games.



## HEAD COACH TODD DODGE

### Dodge Quick Facts



**Age:** 45

**Alma Mater:**

Texas ('87)

**Record:** 5-29

(Third year)

**Previous Job:**

Head Coach at

Carroll HS

**Playing Experience:** Starting quarterback at Texas (1981-85)

**High School:** Port Arthur Jefferson

(TX) High School ('81)

**Family:** Wife, Elizabeth; Son, Todd "Riley";

Daughter, Molly

• Finished coaching in high school ranks by winning four of last five Texas 5A state titles

• Still ranks in top 10 at the Univ. of Texas in multiple passing statistics

### Dodge Coaching Experience

Year	School	Position
2007-Cur.	North Texas	Head Coach
2000-06	Carroll HS	Head Coach
1998-00	Fossil Ridge HS	Head Coach
1996-98	Newman-Smith HS	Head Coach
1994-96	C.H. Yoe HS	Head Coach
1992-93	North Texas	Pass. Game
1988-92	McKinney HS	Off. Coord
1987-88	Rockwall HS	QB's/WR's
1981-85	Texas	Starting QB

### Dodge Year-by-Year

Year	Overall	Conf.	Finish
2007	2 10	1 6	Seventh
2008	1 11	0 7	Eighth
2009	2 8	1 6	
<b>Total</b>	<b>5 29</b>	<b>2 19</b>	

### Assistant Coaches

Gary DeLoach- Defensive Coordinator/LB's

Todd Ford- Offensive Coordinator/QB's

Clayton George- Wide Receivers

Mike Nelson- Defensive Line

Chuck Petersen- Safeties

Carlton Buckels- Cornerbacks

David Rausch- Outside Linebackers

Shelton Gandy- Running Backs/Special Teams

Spencer Leftwich- Offensive Line

Scotty Conley- Director of Operations

Kevin Barbay- Graduate Assistant

Brian Morgan- Graduate Assistant

Todd Dodge understands. The North Texas head football coach understands that he was hired to turn around a program that had slumped. He understands that, as he enters his third year, the pace of improvement has not come at the rate that many Mean Green fans had hoped for. But he has not wavered from his plan and the only pressure to hasten the timeline for progress comes from within his own uncompromising commitment to success. Dodge understands his role in the development of the North Texas football program and he is fully invested.



In two years at the helm, Dodge has tried to establish a foundation that would lead to victory. The baseline of success on the field has been set and now Dodge believes he has the pieces in place to show that his work has not been futile. He has quietly assembled a team of coaches and players that he believes can thrive in his system. It has been a two-year process of molding young men and tweaking a staff that will serve as the groundwork for developing his program.

On the field, Dodge's influence has helped the Mean Green to back-to-back years with over 4,000 yards of total offense. It is only the third time in school history that North Texas had consecutive years with over 4,000 yards of total offense. The 4,356 yards of offense in 2008 is the fifth-highest total in school history. Dodge is now at least partially responsible for three of North Texas' top 10 total offensive performances, with 4,901 as a head coach in 2007 and 4,031 as an assistant coach in 1993 added to last year's performance.

One of the best success stories during the Dodge era will always be of wide receiver Casey Fitzgerald. Fitzgerald came to North Texas as a walk-on and spent his first two seasons in obscurity while seeing little action in a run-based offense. In his first year of Dodge's offense, Fitzgerald broke every North Texas single-season receiving record and after just two years in his system, he is now the school's all-time leading receiver with 229 career catches (224 in his final two years under Dodge).



Dodge, 45, officially assumed control of the North Texas football program on Dec. 26, 2006 - three days after he had coached his Southlake Carroll High School football team to its fourth state championship in five years. As one of the most widely respected high school football coaches in the nation, Dodge led Southlake Carroll to a 79-1 record over his final five years, with the only loss coming by a single point in the 2003 state championship game. Dodge closed his high school career with an amazing 48-game winning streak.

Dodge had already been familiar with the Mean Green, having served as an offensive assistant coach in 1992 and 1993. During his tenure he helped direct the Mean Green offense to a per-game average of 348 yards and 26 points. He oversaw the progression of quarterback Mitch Maher, who holds numerous Mean Green offensive records, including pass completions, passing yards, and total offense. Maher went on to play for the Canadian Football League's Shreveport Pirates.

Prior to coming to North Texas, Dodge's name had become synonymous with high school football success on the national scale. In addition to winning four class 5A state championships in five years, Southlake Carroll was recognized as national champions by USA Today in 2004 and 2006, and by PrepNation.com in 2005. Dodge amassed a 98-11 record overall at Carroll after taking over in 2000. In 2005, the Dragons set the Texas 5A state record for most points in a single season by tallying 764.

Dodge was named National Coach of the Year by Schutt Sports in 2004 and by USA Today in 2005. In 2006 PrepNation.com named him the Southwest Region coach of the year.



## 2009 GAME RECAPS



### North Texas Ball State

### 20 10



### Ohio North Texas

### 31 30

**September 3, 2009**

**Scheumann Stadium • Muncie, Indiana**

MUNCIE, Ind. (9/3/09) - The North Texas football team left the '08 season in the rear view mirror, downing Ball State 20-10 in the season opener on Thursday night.

The Mean Green (1-0) won just its second season opener since 1997, and its first non-conference road game since 1999, with a gritty performance in front of 16,054 fans at Scheumann Stadium and a national TV audience on ESPNU. The win snapped the Cardinals (0-1) 14-game regular season winning streak that dated back to Nov. of 2007.

Needing to respond to a Ball State fourth-quarter game-tying touchdown, the Mean Green did just that. On the ensuing drive, Riley Dodge hooked up with Jamaal Jackson for 59 yards to take NT down to the one. Two plays later Dodge found Michael Outlaw in the corner of the end zone to put North Texas up 17-10.

Dodge made the most of his first collegiate action by completing his first 11 passes. The redshirt freshman drove the Mean Green 55 yards before Lance Dunbar punched into the end zone on a three yard dive to open the scoring on their first possession.

He was aided by a potent running game led by Cam Montgomery, who broke lose for 149 yards on 8.8 yards per carry. North Texas piled up 296 rushing yards and racked up 512 total yards.

The defense pitched a first half shut-out thanks to third-down stops and a key turnover. Just inside the second quarter Royce Hill jumped in front of a Kelly Page pass on the six yard line and returned it to the house.

Dodge & Co. controlled the edge of the field and the play clock for the entire first half. NT rushed for 160 yards in the half, most coming off left tackle behind captain Victor Gill.

The Mean Green defense held the Cardinals on a lengthy drive midway through the third quarter. Ball State got as far as the 1-yard line before the NT defense forced a short field goal to cut the lead to 10-3.

**September 12, 2009**

**Fouts Field • Denton, Texas**

DENTON, Texas (9/12/09) - Ohio connected on a two-point conversion in the second overtime to give the Bobcats a 31-30 victory against North Texas on Saturday night at Fouts Field.

On a rain-soaked field, the Mean Green and the Bobcats both struggled to hold onto the ball. The two teams combined for seven turnovers. Each team threw an interception and both resulted in touchdowns.

North Texas took an early 10-0 advantage, but Ohio pecked away at the lead. The Bobcats took their first lead, 20-17, in the fourth quarter, and North Texas sent it into overtime with a field goal. The two teams exchanged field goals in the first overtime period, and North Texas took the first lead in the second overtime with a touchdown and an extra point.



After North Texas went ahead, 30-23, on a Cam Montgomery touchdown in the second overtime, Theo Scott connected with Taylor Price twice to secure the win. First, Scott hit Price on fourth down from 15 yards out to come within one point of NT, 30-29.

The Bobcats went for the two-point conversion from the two-yard line after a roughing the passer penalty against North Texas. Scott connected with Price again for the win.

Montgomery rushed for 88 yards on 22 carries in the game. Riley Dodge completed 12 of 20 passes for 117 yards and one touchdown, while Nathan Tune went 9-for-14 for 69 yards. Tune came in the game at the end of the third quarter after Dodge hurt his shoulder and had to come out of the game.

Jeremy Knott tied the game, 20-20, in regulation with an 18-yard field goal with 46 seconds left in the game. The Mean Green had reached the one-yard line off a nine-yard pass from Tune to Montgomery but was unable to get into the endzone on the next two rushes.

Kenny Jackson gave Ohio its first lead of the game, 20-17, with a 69-yard interception return for a touchdown with 8:44 left in the game. It was the first time that North Texas has trailed this season.



	1	2	3	4	Score
North Texas	7	3	0	10	20
Ball State	0	0	3	7	10

	NT	BSU
First Downs	27	16
Rushes-Yards	51-296	24-169
Passing Yards	216	140
Passes (A-C-I)	33-23-1	35-15-1
Total Offense	512	309
Fumbles-Lost	1-1	1-1
Penalties-Yards	9-81	4-30
Time of Poss.	37:18	22:42

**RUSHING:** North Texas- Montgomery 17-149, Dodge 12-73. BSU- Lewis 15-103, Page 7-53

**PASSING:** North Texas- Dodge 23-33-216-1. BSU- Page 34-15-140-1.

**RECEIVING:** North Texas- Ja. Jackson 4-86, Outlaw 7-43. BSU - White 4-47, Orsbon 2-38 .

Attendance 16,054

	1	2	3	4	OTOT	Score
Ohio	0	3	10	7	3	31
North Texas	3	7	7	3	7	30

	Ohio	NT
First Downs	15	19
Rushes-Yards	44-63	40-115
Passing Yards	169	186
Passes (A-C-I)	31-16-1	35-21-1
Total Offense	232	301
Fumbles-Lost	3-2	4-3
Penalties-Yards	14-138	9-77
Time of Poss.	32:29	27:31

**RUSHING:** Ohio- Garrett 17-61, Price 1-16. North Texas- Montgomery 22-88, Dunbar 7-29.

**PASSING:** Ohio- T. Scott 7-17-1-92, B. Jackson 9-14-0-77. North Texas - Dodge 12-20-0,117, Tune 9-15-1-69.

**RECEIVING:** Ohio- Price 7-68, Dunlop 1-32. North Texas - Lott 7-61, Carey 6-47.

Attendance 16,674





## 2009 GAME RECAPS



### North Texas

### 7



### No. 4 Alabama

### 53



### Middle Tennessee

### 37



### North Texas

### 21


**September 19, 2009**

**Bryant-Denny Stadium • Tuscaloosa, Alabama**

TUSCALOOSA, Ala. (9/19/09) - The North Texas football team couldn't keep up with the Crimson Tide, falling to No. 4 Alabama 53-7 on Saturday.

Alabama (3-0) struck early and often, rolling up 523 yards of total offense and scores on nine of their 11 drives. The Crimson Tide defense was as good as advertised, holding the Mean Green (1-2) to 187 total yards and just 61 rushing yards.

Quarterback Nathan Tune led the Mean Green on a smooth scoring drive late in the third. The junior hooked up with Michael Outlaw for 32 yards on an improvised roll out, and found Lance Dunbar just two plays later in the left flat. Dunbar rocketed 34 yards untouched into the endzone.



The touchdown pass was the first in Tune's career, and capped off a 5-play, 78-yard drive. Tune was efficient against the Crimson Tide, completing 16-of-23 attempts for 126 yards and a score.

The North Texas defense made things interesting out of the gate. On the game's opening play, Sam Owusu-Hemeng's speed rush fired him around the Crimson Tide left tackle and into quarterback Greg McElroy, who coughed up the football. Brandon Akpunku scooped it up for the Mean Green, leaving the crowd of 92,012 stunned.

Alabama struck first when McElroy, a former Southlake Carroll quarterback under NT head coach Todd Dodge, led the Crimson Tide on a 13-play, 95-yard drive. The junior capped the drive with a two-yard plunge over the right endzone pylon to put Alabama on top 7-0.

McElroy would lead the Crimson Tide on three more touchdown drives, and 352 yards of offense in the opening half alone.

North Texas receiver Darius Carey was the Mean Green's most effective offensive weapon. The freshman caught five passes for 34 yards. James Hamilton found success running the ball late, grinding out 31 yards on seven touches.

	1	2	3	4	Score
North Texas	0	0	7	0	7
Alabama	14	16	14	9	53

	NT	Alabama
First Downs	7	28
Rushes-Yards	26-61	45-260
Passing Yards	126	263
Passes (A-C-I)	23-16-1	28-22-0
Total Offense	187	523
Fumbles-Lost	1-0	4-1
Penalties-Yards	3-27	2-15
Time of Poss.	29:17	30:43

**RUSHING:** North Texas- Hamilton 7-31. Alabama- Ingram 8-91, Richardson 11-87.

**PASSING:** North Texas-Tune 23-16-126-0. Alabama- McElroy 15-13-176-0, Jackson 13-9-87-0

**RECEIVING:** North Texas- Dunbar 2-40, Carey 5-34. . Alabama - Maze 4-49, McCoy 3-38. .


Attendance 92,012

**September 26, 2009**

**Fouts Field • Denton, Texas**

DENTON, Texas (9/26/09) - Middle Tennessee quarterback Dwight Dasher threw two touchdown passes and rushed for two of his own to lead the Blue Raiders to a 37-21 victory against North Texas on Saturday night at Fouts Field.

Middle Tennessee jumped out to a 30-7 halftime lead and held on for the victory despite being outscored, 14-7 in the second half by the Mean Green. North Texas scored two touchdowns in the third quarter but was unable to continue the offensive output in the fourth. NT was hurt by five turnovers in the game.



Dasher completed 21 of 43 passes for 269 yards and rushed for 75. He started the game with a 50-yard touchdown pass to Benjamin Cunningham and capped the victory with a throw to Desmond Gee in the endzone in the fourth quarter.

North Texas running back Lance Dunbar rushed for two touchdowns and a career-high 101 yards. It was the first multiple touchdown game of his career. He broke loose for a 66-yard touchdown run in the first quarter to put North Texas on the scoreboard, 10-7.

	1	2	3	4	Score
Middle Tenn.	10	20	0	7	37
North Texas	7	0	14	0	21

	MTSU	NT
First Downs	23	25
Rushes-Yards	45-187	25-157
Passing Yards	269	313
Passes (A-C-I)	43-21-0	54-35-3
Total Offense	456	470
Fumbles-Lost	3-0	2-2
Penalties-Yards	7-65	7-55
Time of Poss.	29:25	30:35

**RUSHING:** MTSU - Dasher 16-75, Kyles 18-62. North Texas- Dunbar 5-101, Dodge 9-57.

**PASSING:** MTSU - Dasher 43-21-269-0. North Texas - Dodge 54-35-313-3

**RECEIVING:** MTSU- S. McDonald 5-74, B. Cunningham 2-56. North Texas - Ja. Jackson 11-82, B.J. Lewis 5-59.

Attendance 22,346

Mean Green quarterback Riley Dodge posted his first 300-yard passing game. He completed 35 of 54 passes for 313 yards, rushed for a touchdown and threw three interceptions.

The Mean Green offense came alive midway through the third quarter with two touchdowns, cutting the lead to 30-21. Dodge scored the first one on a four-yard scamper, while Dunbar posted his second rushing touchdown of the day with an 18-yard sprint. The Mean Green defense held Middle Tennessee to just one first down in the third quarter.

North Texas started the game on a positive note with Royce Hill returning the opening kickoff 73 yards to the Middle Tennessee 25-yard line. The Mean Green was unable to get a first down, attempted a field goal but had it blocked.





## 2009 GAME RECAPS



### North Texas

### 34



### Louisiana-Lafayette

### 38



### Florida Atlantic

### 44



### North Texas

### 40


**October 10, 2009**

**Cajun Field • Lafayette, Louisiana**

LAFAYETTE, La. (10/10/09) – North Texas let momentum slip away and couldn't stop Louisiana-Lafayette in the closing minutes, falling to the Ragin' Cajuns, 38-34, on Saturday night.

North Texas (1-4, 0-2 Sun Belt) led by 10 points heading into the fourth quarter thanks to a dominating performance from Lance Dunbar, but the Ragin' Cajuns (3-2, 1-0 Sun Belt) got two fourth-quarter scores, including the game-winning 4-yard touchdown pass with 27 seconds remaining.

Dunbar piled up 187-rushing yards and four touchdowns, which are the most by a North Texas player since Jamario Thomas had four against Idaho in 2004. Three of those touchdowns and 71 yard came in the second quarter alone.



Leading by three points with a minute on the clock, the North Texas defense forced a fourth-and-five at the NT 33-yard line. Instead of kicking the game-tying field goal, the Cajuns opted to go for the win. Chris Masson's pass sailed over the head of his receiver, but a controversial defensive holding penalty gave ULL a new set of downs. Four plays later, Louisiana-Lafayette punched in for the go-ahead touchdown.

Riley Dodge was effective, but he and the Mean Green offense had a tough time getting out of their own way in the first half. The freshman quarterback completed 24-of-38 passes for 209 yards, but threw three interceptions.

Despite the hiccups, North Texas still held a 444-295 advantage in total yards, and a 35:07-24:53 edge in time of possession. Until the final seconds, NT was able to keep up with the Ragin' Cajuns punch for punch.

The turnovers put the North Texas defense in a tough spot, but the squad responded well when backed into a corner. ULL twice started drives inside the Mean Green 33-yard line, but the NT defense still only allowed two offensive touchdowns and 58 passing yards in the opening half.

	1	2	3	4	Score
North Texas	3	21	10	0	34
UL-Lafayette	7	17	0	14	38

	NT	ULL
First Downs	23	18
Rushes-Yards	43-235	38-173
Passing Yards	209	196
Passes (A-C-I)	38-24-3	29-13-0
Total Offense	444	295
Fumbles-Lost	3-1	3-1
Penalties-Yards	11-84	5-65
Time of Poss.	35:07	24:53

**RUSHING:** North Texas- Dunbar 32-187, Dodge 11-48. ULL- Sails 18-93, Masson 8-31.

**PASSING:** North Texas-Dodge, 38-24-209-3. ULL- Masson, 29-13-122-0.

**RECEIVING:** North Texas- Ja. Jackson 10-73. ULL - Sails 3-30.


Attendance 12,141

**October 17, 2009**

**Fouts Field • Denton, Texas**

DENTON, Texas (10/17/09) - Lance Dunbar rushed for a career-high 238 yards and three touchdowns, but the North Texas football team came up short, 44-40, against Florida Atlantic on Saturday night at Fouts Field.

North Texas held an early 13-0 lead, gave up 30 points in the second quarter, and was down by as many as 18 points in the third quarter before coming back to hold a 40-37 lead with 11:38 left in the game. Alfred Morris' one-yard touchdown run at 4:55 in the fourth quarter proved to be the gamewinner for the Owls.



Dunbar had a career night. He rushed for 238 yards on 25 carries and scored three times. His long was for 50 yards, coming in the third-quarter comeback. He reached the 100-yard plateau after just 10 carries and 7:41 of game clock. His 238 yards are the most by a North Texas player since Jamario Thomas racked up 291 yards against Idaho on Nov. 13, 2004.

Nathan Tune stepped into the game in the second quarter after Riley Dodge went down with an ankle injury. Tune completed 13 of 17 passes for 129 yards and one touchdown pass. His touchdown pass to Darius Carey in the third quarter helped spark the Mean Green comeback.

Carey had two touchdowns in the game, a career high. He and Jamaal Jackson tied for the team lead with five catches. Carey gave the Mean Green a 7-0 lead with a one-yard run.

After Dodge connected with Jamaal Jackson for the longest offensive play of the season, a 69-yard touchdown, to keep NT ahead, 19-7, FAU scored 20 straight points.

With FAU holding its largest lead of the game, 37-19, at the start of the third quarter, North Texas began its comeback. The Mean Green scored three straight times to regain the lead, 40-37, in the fourth quarter for the first time since the first quarter. Carey caught his first touchdown reception of the game in the Mean Green comeback and Dunbar recorded his second and third touchdown runs.

	1	2	3	4	Score
FAU	0	30	7	7	44
North Texas	13	6	14	7	40

	FAU	NT
First Downs	29	23
Rushes-Yards	40-220	36-270
Passing Yards	308	246
Passes (A-C-I)	40-21-0	24-17-0
Total Offense	528	516
Fumbles-Lost	0-0	4-2
Penalties-Yards	8-97	5-40
Time of Poss.	32:14	27:46

**RUSHING:** FAU- Morris 29-147, Rose 5-42. North Texas- Dunbar 25-238, Dodge 5-21.

**PASSING:** FAU- Smith 40-21-308-0. North Texas - Tune 17-13-129-0, Dodge 7-4-117-0.

**RECEIVING:** FAU- Bonner 6-134. North Texas - Ja. Jackson 5-85.

Attendance 23,319



## 2009 GAME RECAPS



### North Texas Troy

### 26 50



### Western Kentucky North Texas

### 49 68

**October 24, 2009**

**Movie Gallery Veterans Stadium • Troy, Alabama**

TROY, Alabama (10/24/09) - The Mean Green football team was unable to slow down an explosive offensive attack of the Troy Trojans and dropped their sixth straight contest 50-26 Saturday afternoon.

North Texas sophomore running back Lance Dunbar was a bright spot once again for the Mean Green. For the third straight contest Dunbar rushed for over 100 yards (14 carries-111 yards) and scored three touchdowns (2 rushing, 1 receiving).

However, the story of the afternoon was Troy senior quarterback Levi Brown throwing for a school record 469 yards on 27-of-44 passing, the most passing yards allowed by a North Texas defense since they joined the Sun Belt Conference in 2001.



Overall Troy outgained the Mean Green 697-395 in total yards.

In the first quarter Troy took the opening drive 60 yards in six plays and capped it off with a one-yard touchdown run from DuJuan Harris to give the Trojans a 7-0 lead.

Five minutes later it was Harris again, this time scoring on a three-yard run and pushing the Trojans lead to 14-0. It was the first time this season that North Texas had allowed touchdowns on back-to-back drives to begin the game.

After a three and out from the Mean Green offense the Trojans would put together a 13-play drive that ended in a 30-yard field goal from Michael Taylor, putting the North Texas offense in a 17-0 hole. The 17 points was the most given up by the Mean Green defense in a first quarter this season.

North Texas would then put together their best drive of the half; a seven play, 75 yard drive that ended with a Dunbar three-yard touchdown making the score 17-7. The score was Dunbar's eighth rushing touchdown in his last three games and his 11th of the season. At the 11:47 mark when Tune dropped a screen pass to Dunbar and sophomore took care of the rest, racing 60-yards for the touchdown.

	1	2	3	4	Score
North Texas	0	7	6	13	26
Troy	17	17	16	0	50

	NT	Troy
First Downs	14	29
Rushes-Yards	26-128	44-205
Passing Yards	267	492
Passes (A-C-I)	33-22-1	50-30-0
Total Offense	395	697
Fumbles-Lost	2-0	2-2
Penalties-Yards	6-45	8-60
Time of Poss.	28:09	31:51

**RUSHING:** North Texas- Dunbar 14-111. Troy- Harris 12-66, Taylor 6-53.

**PASSING:** North Texas-Tune 33-22-267-1. Troy - Brown 44-27-469-0.

**RECEIVING:** North Texas- Outlaw 7-112. Troy - Jernigan 5-83.

Attendance 20,032

**October 31, 2009**

**Fouts Field • Denton , Texas**

DENTON, Texas (10/31/09) - The North Texas football team defeated WKU, 68-49, tying a school record for most points in a single game, on Saturday afternoon at Fouts Field.

The Mean Green snapped a six-game losing streak to improve to 2-6 overall. NT also broke a 15-game conference losing streak and is now 1-4 in the Sun Belt. This is the Mean Green's first home win since Nov. 24, 2007 against the Hilltoppers.

The 68 points scored tied for the most points in school history.

The last time the Mean Green scored 68 points was against Youngstown State in 1957.



Riley Dodge was responsible for seven touchdowns, which is the second most in school history. He threw four touchdown passes and had three TD runs. He finished the game completing 24 of 30 passes for 262 yards.

Lance Dunbar rushed for 227 yards, his second 200-yard rushing game in the last three games and his fifth straight 100-yard game.

The sophomore has now rushed for 961 yards through eight games this year. Dunbar broke loose for a 71-yard touchdown scamper, tying the game at 49-49 at the end of the third quarter. The 71 yards was a career long for Dunbar and the longest play from scrimmage by North Texas this year.

The Mean Green outscored WKU, 19-0, in the fourth quarter, to take the win. The two teams ended the third quarter tied, 49-49. The two teams exchanged the lead three times and the game was tied five times.

Eddrick Gilmore posted North Texas' first safety of the season in the fourth quarter. It was the first safety since Nov. 4, 2006 against Louisiana-Lafayette. The safety increased the Mean Green lead to 12 points.

	1	2	3	4	Score
WKU	14	21	14	0	49
North Texas	14	14	21	19	68

	WKU	NT
First Downs	21	31
Rushes-Yards	38-281	44-321
Passing Yards	144	262
Passes (A-C-I)	20-15-1	30-24-0
Total Offense	425	583
Fumbles-Lost	2-1	0-0
Penalties-Yards	7-56	7-84
Time of Poss.	29:16	30:44

**RUSHING:** WKU- Marell Booker 8-104, Rainey 10-87. North Texas- Dunbar 23-227, Dodge 15-70.

**PASSING:** WKU -Kawaun Jakes 19-14-127-0. North Texas - Dodge 30-24-262-0.

**RECEIVING:** WKU- Gaebler 9-58. North Texas - Jackson 6-76.

Attendance 11,214





## 2009 GAME RECAPS



**ULM**  
**North Texas**

**33**  
**6**



**North Texas**  
**FIU**

**28**  
**35**


**November 7, 2009**

**Fouts Field • Denton, Texas**

DENTON, Texas (11/7/09) - The ULM defense stifled the Mean Green as the North Texas football team fell to the Warhawks, 33-6, on Saturday afternoon at Fouts Field.

After tying a school record with 68 points scored last game, the Mean Green was held to six points against ULM. Jeremy Knott scored all the Mean Green's points with two field goals from 30 and 36 yards.

Lance Dunbar carried for 40 yards, putting him at 1,004 for the year. The sophomore is just the ninth player in North Texas history to rush for over 1,000 yards in a season. Dunbar was held to 14 rushing yards in the first half.



North Texas' offensive output of 268 yards is the second fewest of the season. On the other side, ULM posted 454 total yards of offense. LaGregory Sapp was the offensive leader with seven passes for 187 yards, including two touchdown receptions.

ULM scored on its opening possession and never looked back the rest of the game. Frank Goodin rushed in from the one-yard line for the opening touchdown at 9:29 in the first quarter and then capped the scoring with a 25-yard touchdown run in the fourth. He finished with 102 yards.

Sapp caught his first touchdown pass near the end of the first half with a 12-yard grab to put ULM ahead, 16-3. At the start of the third quarter, Sapp had an eight-yard reception at the corner of the end zone to make it 23-3. He helped set up the score with a 52-yard catch on the first play of the drive. The wide receiver also had a 46-yard catch at the start of the game.

Knott posted the Mean Green's only points of the half with a 30-yard field goal in the first quarter. Behind two touchdowns and a field goal, the Warhawks jumped out to a 16-3 halftime lead.

Luther Ambrose helped set up ULM's fourth score with a 62-yard kick-off return. Radi Jabour connected on a 43-yard field goal to keep the Warhawks ahead, 26-6.

	1	2	3	4	Score
ULM	6	10	10	7	33
North Texas	3	0	3	0	6

	ULM	NT
First Downs	19	17
Rushes-Yards	41-172	28-79
Passing Yards	282	189
Passes (A-C-I)	22-14-1	37-21-3
Total Offense	454	268
Fumbles-Lost	1-0	0-0
Penalties-Yards	4-42	4-40
Time of Poss.	32:16	27:44

**RUSHING:** ULM- Goodin 19-102. North Texas- Dunbar 15-40.

**PASSING:** ULM -Revell 22-14-282-1. North Texas - Dodge 37-21-189-3.

**RECEIVING:** ULM- Sapp 7-187. North Texas - Carey 9-72.


Attendance 12,167

**November 14, 2009**

**Golden Panther Stadium • Miami, Florida**

Miami, Fla.(11/14/09) - The North Texas football team could not hold onto a 14-point lead as the FIU Golden Panthers came back to defeat the Mean Green, 35-28, at FIU Field on Saturday night.

North Texas held a 28-14 halftime lead, but FIU forced two turnovers and blocked a punt in the second half. All three Mean Green miscues led to FIU touchdowns. Despite controlling the ball and the clock, North Texas came up just short. The Mean Green recorded 513 yards of total offense, held the ball for 39 minutes and converted 11 of 18 third-down opportunities.



Lance Dunbar rushed for 119 yards and two touchdowns. He has rushed for over 100 yards in six games this season. He had 86 rushing yards in the first half.

Riley Dodge threw for 314 yards, completed 28 of 37 passes, threw a touchdown pass and opened the game with a rushing touchdown of his own.

The Mean Green played one of its best first halves against FIU and got it done on the ground. The Mean Green had more rushing yards in the first quarter (121) than it did in the entire game last week against ULM. A series of miscues in the second half by North Texas erased the 14-point halftime lead.

The first turnover of the game started the comeback for FIU. Peter Riley intercepted a Dodge throw and ran it back 26 yards for a touchdown, making it a seven-point game, 28-21 with 7:50 left in the third.

Mean Green then had a punt blocked by Riley at the North Texas 16-yard line, which FIU recovered with 13 minutes to play. T.Y. Hilton caught the ensuing three-yard touchdown pass to tie the game at 28.

A North Texas fumble after a catch by Michael Outlaw set up the game-winning score for FIU. Four plays later, FIU took its first lead of the game with a Wayne Younger quarterback keeper that he ran into the endzone with five minutes left in the game.

	1	2	3	4	Score
North Texas	14	14	0	0	28
FIU	14	0	7	14	35

	NT	FIU
First Downs	25	15
Rushes-Yards	45-199	33-173
Passing Yards	314	85
Passes (A-C-I)	37-27-1	18-12-0
Total Offense	513	158
Fumbles-Lost	1-1	1-0
Penalties-Yards	8-92	4-21
Time of Poss.	39:03	20:57

**RUSHING:** North Texas- Dunbar 24-119, Dodge 19-84. FIU- Berry 14-82.

**PASSING:** North Texas - Dodge 37-28-1-314. FIU - McCall 18-12-0-82.

**RECEIVING:** North Texas- Jackson 9-90. FIU - Hilton 4-34.

Attendance 11,128



## 2009 MEAN GREEN GAME-BY-GAME RESULTS

	Tm. Rushing (Att.-Yds.-TDs)		Tm. Passing (Att.-Comp.-Yds.-Int-TDs)		Tm. Total Offense		Tm. First Downs		Fumbles-Lost	
	NT	Opp	NT	Opp	NT	Opp	NT	Opp	NT	Opp
at Ball State	51-296-1	24-169-1	33-23-216-1-1	35-15-140-1-0	512	309	27	16	1-1	1-1
Ohio	40-115-2	44-63-0	35-21-186-1-1	31-16-169-1-2	301	232	19	15	4-3	3-2
at Alabama	26-61-0	45-260-5	23-16-126-0-1	28-22-263-0-2	187	523	7	28	1-0	4-1
Middle Tennessee	25-163-3	45-187-2	43-21-269-0-2	54-35-313-3-0	470	456	25	23	2-2	3-0
at Louisiana-Lafayette	43-235-4	38-173-2	38-24-209-3-0	29-13-122-0-1	444	295	23	18	3-1	3-1
Florida Atlantic	36-270-4	40-220-3	24-17-246-0-2	40-21-308-0-3	516	528	23	29	4-2	0-0
at Troy	26-128-2	44-205-5	33-22-267-1-2	50-30-492-0-1	395	697	14	29	2-0	2-2
Western Kentucky	44-321-5	38-281-5	30-24-262-0-4	20-15-144-1-2	583	425	31	21	0-0	2-1
ULM	28-79-0	41-172-2	37-21-189-3-0	22-14-282-1-2	268	454	17	19	0-0	1-0
at Florida International	45-199-3	33-173-2	37-28-314-1-1	18-12-85-0-1	513	258	25	15		
Army										
Arkansas State										

### Individual Rushing (Att.-Yds.-TD)

	L. Dunbar	C. Montgomery
at Ball State	16-63-1	17-149-0
Ohio	7-29-0	22-88-2
at Alabama	5-5-0	7-8-0
Middle Tennessee	5-101-2	10--1-0
at Louisiana-Lafayette	32-187-4	---
Florida Atlantic	25-238-3	---
at Troy	14-111-2	4-5-0
Western Kentucky	23-227-1	---
ULM	15-40-0	3-17-0
at Florida International	24-119-2	1-1-0
Army		
Arkansas State		

### Individual Passing (Att.-Comp.-Yds.-Int.-TD)

	Riley Dodge	N. Tune
at Ball State	33-23-216-1-1	----
Ohio	20-12-117-0-1	15-9-69-1-0
at Alabama	---	23-16-126-0-1
Middle Tennessee	54-35-313-3-0	---
at Louisiana-Lafayette	38-24-209-3-0	---
Florida Atlantic	7-4-117-0-1	17-13-129-0-1
at Troy	---	33-22-267-1-2
Western Kentucky	30-24-0-4-262	---
ULM	37-21-3-0-189	---
at Florida International	37-28-314-1-1	---
Army		
Arkansas State		

### Individual Receiving (Rec.-Yds.-TD)

	Jamaal Jackson	M. Outlaw	B.J. Lewis	K. Dickerson	Alex Lott	Darius Carey
at Ball State	4-86-0	7-43-1	----	4-24-0	1-13-0	1-6-0
Ohio	3-41-0	2-12-0	---	----	7-61-0	6-47-0
at Alabama	4-1-0	2-34-0	---	---	---	5-34-0
Middle Tennessee	11-82-0	2-20-0	5-59-0	2-31-0	2-3-0	4-43-0
at Louisiana-Lafayette	10-73-0	6-69-0	1-22-0	---	1-8-0	2-22-0
Florida Atlantic	5-85-1	2-46-0	1-7-0	---	---	5-61-1
at Troy	4-22-0	7-112-1	---	---	1-3-0	4-29-0
Western Kentucky	7-76-2	2-15-0	4-57-0	---	1-7-0	5-51-2
ULM	3-40-0	1-6-0	1-19-0	---	1-27-0	9-72-0
at Florida International	9-90-0	4-73-0	4-44-0	---	1-5-0	5-78-1
Army						
Arkansas State						





## NORTH TEXAS INDIVIDUAL LEADERS BY GAME

Game	Rushing (att-yds-td)	Passing (att-comp-yds-td)	Receiving (rec-yds-td)	Tackles
at Ball State	C. Montgomery (17-149-0)	Riley Dodge (33-23-216-1)	Jamaal Jackson (4-86-0)	C. Robertson (12)
Ohio	C. Montgomery (22-88-2)	Riley Dodge (20-12-117-1)	Alex Lott (7-61-0)	Tobe Nwigwe (15)
at Alabama	J. Hamilton (7-31-0)	Nathan Tune (23-16-126-1)	Lance Dunbar (2-40-0)	D. Cook (11)
Middle Tennessee	L. Dunbar (5-101-2)	Riley Dodge (54-35-313-0)	Jamaal Jackson (11-82-0)	D. Cook (10)
at Louisiana-Lafayette	L. Dunbar (32-187-4)	Riley Dodge (38-24-209-0)	Jamaal Jackson (10-73-0)	C. Robertson (8)
Florida Atlantic	L. Dunbar (25-238-3)	Nathan Tune (17-13-129-1)	Jamaal Jackson (5-85-1)	Tobe Nwigwe (13)
at Troy	L. Dunbar (14-111-2)	Nathan Tune (33-22-267-2)	Michael Outlaw (7-112-2)	Ira Smith (12)
Western Kentucky	L. Dunbar (23-227-1)	Riley Dodge (30-24-262-4)	Jamaal Jackson (6-76-2)	Robertson/Penson (8)
ULM	L. Dunbar (15-40-0)	Riley Dodge (37-21-189-0)	Darius Carey (9-72-0)	C. Robertson (11)
at Florida International	L. Dunbar (24-119-2)	Riley Dodge (37-28-314-1)	Jamaal Jackson (9-90-0)	Robertson/Penson (6)
Army				
Arkansas State				

## OPPONENT INDIVIDUAL LEADERS BY GAME

Game	Rushing (att-yds-td)	Passing (att-comp-yds-td)	Receiving (rec-yds-td)	Tackles
at Ball State	MiQuale Lewis (15-103-1)	Kelly Page (34-15-140-1)	Seth White (4-47-0)	A. Knipp (10)
Ohio	Chris Garrett (17-61-0)	Theo Scott (17-7-92-2)	Taylor Price (7-68-1)	Noah Keller (13)
at Alabama	Mark Ingram (8-91-1)	Greg McElroy (15-13-176-2)	Marquis Maze (4-49-1)	Chris Jordan (6)
Middle Tennessee	Dwight Dasher (16-75-2)	Dwight Dasher (43-21-269-2)	S. McDonald (5-74-0)	D. Crumpton (8)
at Louisiana-Lafayette	Undrea Sails (18-93-0)	Chris Masson (29-13-122-1)	U. Sails (3-30-0)	G. Fleming (12)
Florida Atlantic	Alfred Morris (29-147-2)	Rusty Smith (40-21-308-3)	C. Bonner (6-134-1)	M. Bartels (9)
at Troy	DuJuan Harris (12-66-2)	Levi Brown (44-27-469-1)	J. Jernigan (5-83-0)	D. McDowell (9)
Western Kentucky	Marell Booker (8-104-2)	Kawaun Jakes (19-14-144-2)	Jake Gaebler (9-58-2)	K. Peterson (11)
ULM	Frank Goodin (19-102-2)	Trey Revell (22-14-282-2)	LaGregory Sapp (7-187-2)	J. Truxillo (9)
at Florida International	Kendall Berry (14-82-2)	Paul McCall (18-12-85-1)	T.Y. Hilton (4-34-1)	A. Davis (13)
Army				
Arkansas State				

## SUN BELT CONFERENCE PLAYERS OF THE WEEK

Week	Offense	Defense	Special Teams
Sept. 7	<b>Riley Dodge (NT)</b>	<b>C. Robertson (NT)</b>	Spencer Ortego (ULL)
Sept. 14	Dwight Dasher (MTSU)	Antwyne Zanders (ULL)	Tyler Albrecht (ULL)
Sept. 21	Levi Brown (Troy)	Chris McCoy (MTSU)	Alan Gendreau (MTSU)
Sept. 28	Levi Brown (Troy)	Kevin Brown (MTSU)	Scott Love (ULM)/Kanorris Davis (Troy)
Oct. 5	Frank Goodin (ULM)	Theo Smith (ULM)	Radi Jabour (ULM)
Oct. 12	<b>Lance Dunbar (NT)</b>	Dwight Bently (ULL)	Dustin Rivest (FIU)
Oct. 19	Levi Brown (Troy)	Bryan Willis (Troy)/Troy Evans (ULM)	Tyler Albrecht (ULL)
Oct. 26	Levi Brown (Troy)	Demario Davis (Arkansas State)	Daniel Sheffield (Troy)
Nov. 2	<b>Riley Dodge (NT)</b>	Boris Lee (Troy)	Sherman Neal (MTSU)
Nov. 9	Dwight Dasher (MTSU)	Greg James (ULM)	Jeremy Kellum (MTSU)
Nov. 16	Dwight Dasher (MTSU)	Cardia Jackson (ULM)	Casey Tinius (WKU)
Nov. 23			
Nov. 30			



# MEAN GREEN

## 2008 MEAN GREEN STARTING LINEUPS

### Offense

Game	LT	LG	C	RG	RT	WR	WR	WR	WR	RB	QB
at Ball State	Gill	Drake	Johnson	Bailey	Santiago	Roberson	Ja. Jackson	Lewis	Outlaw	Montgomery	Dodge
Ohio	Gill	Drake	Johnson	Bailey	Santiago	Carey	Ja. Jackson	Lott	Outlaw	Montgomery	Dodge
at Alabama	Tomlinson	Drake	Johnson	Bailey	Santiago	Lewis	Ja. Jackson	Carey	Outlaw	Montgomery	Tune
Middle Tennessee	Tomlinson	Drake	Johnson	Bailey	Santiago	Seidle	Ja. Jackson	Carey	Outlaw	Montgomery	Dodge
at Louisiana-Lafayette	Gill	Drake	Johnson	Bailey	Santiago	Lewis	Ja. Jackson	Carey	Outlaw	Dunbar	Dodge
Florida Atlantic	Gill	Drake	Johnson	Bailey	Santiago	Lewis	Ja. Jackson	Carey	Outlaw	Dunbar	Dodge
at Troy	Gill	Drake	Johnson	Bailey	Santiago	Seidle	Ja. Jackson	Carey	Outlaw	Dunbar	Tune
Western Kentucky	Gill	Drake	Johnson	Bailey	Santiago	Lewis	Ja. Jackson	Carey	Outlaw	Dunbar	Dodge
ULM	Gill	Drake	Johnson	Bailey	Santiago	Lewis	Ja. Jackson	Carey	Outlaw	Dunbar	Dodge
at Florida International	Gill	Drake	Johnson	Bailey	Tomlinson	Seidle	Ja. Jackson	Carey	Outlaw	Dunbar	Dodge
Army											
Arkansas State											

### Defense

Game	DT	DT	DE	DE	MLB	LOLB	ROLB	CB	CB	S	S
at Ball State	Ross	Gilmore	Akpunku	Owusu-Hemeng	Nwigwe	K. Hill	Robertson	R. Hill	Adams	Smith	Cook
Ohio	Jackson	Atkinson	Akpunku	Owusu-Hemeng	Nwigwe	K. Hill	Robertson	R. Hill	Adams	Smith	Cook
at Alabama	Gilmore	Atkinson	Akpunku	Owusu-Hemeng	Nwigwe	K. Hill	Robertson	R. Hill	Adams	Smith	Cook
Middle Tennessee	Gilmore	Atkinson	Akpunku	Owusu-Hemeng	Nwigwe	K. Hill	Robertson	R. Hill	Adams	Smith	Cook
at Louisiana-Lafayette	Gilmore	Atkinson	Akpunku	Owusu-Hemeng	Nwigwe	K. Hill	Robertson	R. Hill	Adams	Smith	Cook
Florida Atlantic	Ross	Atkinson	Akpunku	Obi	Nwigwe	K. Hill	Robertson	R. Hill	Adams	Smith	Cook
at Troy	Ross	Atkinson	Akpunku	Obi	Penson	K. Hill	Robertson	R. Hill	Adams	Smith	Cook
Western Kentucky	Ross	Atkinson	Gilmore	Obi	Penson	K. Hill	Robertson	R. Hill	Adams	Smith	Cook
ULM	Jackson	Cantly	Akpunku	Obi	Penson	J. Phillips	Robertson	R. Hill	Adams	Smith	Cook
at Florida International	Jackson	Cantly	Akpunku	Gilmore	Penson	J. Phillips	Robertson	R. Hill	Adams	Smith	Cook
Army											
Arkansas State											

## NORTH TEXAS 2009 OPPONENTS OVERVIEW

### BALL STATE

#### CARDINALS

2009 Record - 1-9

vs. NT - L, 20-10

Last Game - L, 26-20 at N. Illinois



### LOUISIANA-LAFAYETTE

#### RAGIN CAJUNS

2009 Record - 5-5

vs. NT - W, 38-34

Last Game - L, 34-17 at MTSU



### ULM

#### WARHAWKS

2009 Record - 6-4

vs. NT - W, 33-6

Last Game - W, 21-18 vs. WKU



### OHIO

#### BOBCATS

2009 Record - 7-3

vs. NT - W, 31-30 2 OT's

Last Game - W, 24-21 at Buffalo



### FLORIDA ATLANTIC

#### OWLS

2009 Record - 3-6

vs. NT - W, 44-40

Last Game - W, 35-18 vs. Ark. State



### FLORIDA INTERNATIONAL

#### GOLDEN PANTHERS

2009 Record - 3-7

vs. NT - W, 35-28

Last Game - W, 35-28 vs. N. Texas



### ALABAMA

#### CRIMSON TIDE

2009 Record - 10-0

vs. NT - W, 53-7

Last Game - W, 31-3 at Miss. State



### TROY

#### TROJANS

2009 Record - 7-3

vs. NT - W, 50-26

Last Game - L, 59-20 at Arkansas



### ARMY

#### BLACK KNIGHTS

2009 Record - 4-6

vs. NT -

Last Game - W, 22-17 vs. VMI



### MIDDLE TENNESSEE

#### BLUE RAIDERS

2009 Record - 7-3

vs. NT - W, 37-21

Last Game - W, 34-17 vs. ULL



### WESTERN KENTUCKY

#### HILLTOPPERS

2009 Record - 0-10

vs. NT - L, 68-49

Last Game - L, 21-18 at ULM



### ARKANSAS STATE

#### RED WOLVES

2009 Record - 2-7

vs. NT -

Last Game - L, 35-18 at FAU





## NORTH TEXAS SCORING DRIVES

Opponent	Qtr.	Plys-Yds	Time	Result
Ball State	1	8-55	3:32	TD, Lance Dunbar 5 yd run
Ball State	2	15-81	6:51	FG, Knott 24 yd FG
Ball State	4	4-66	1:48	TD, Outlaw 4 yd catch
Ball State	4	7-25	2:46	FG, Knott 19 yd FG

Ohio	1	4-5	0:55	FG, Knott 32 yd FG
Ohio	2	6-37	2:40	TD, Montgomery 4 yd run
Ohio	3	8-60	4:38	TD, Ja. Jackson 16 yd catch
Ohio	4	11-57	2:46	FG, Knott 18 yd FG
Ohio	OT	6-20	-----	FG, Knott 22 yd FG
Ohio	2OT	4-25	-----	TD, Montgomery 7 yd run

Alabama 3 5-78 2:18 TD, Dunbar 34 yd catch

MTSU	2	2-75	0:39	TD, Dunbar 66 yd run
MTSU	3	9-62	2:58	TD, Dodge 4 yd run
MTSU	3	6-74	2:14	TD, Dunbar 18 yd run

ULL	1	12-70	4:48	FG, Knott 21 yd FG
ULL	2	9-80	2:26	TD, Dunbar 1 yd run
ULL	2	2-59	0:53	TD, Dunbar 37 yd run
ULL	2	6-39	2:01	TD, Dunbar 1 yd run
ULL	3	10-69	4:21	FG, Knott 27 yd FG
ULL	3	10-63	4:33	TD, Dunbar 1 yd run

FAU	1	10-91	4:30	TD, Carey 1 yd run
FAU	1	11-87	4:26	TD, Dunbar 4 yd run
FAU	2	1-69	0:21	TD, Jackson 69 yd catch
FAU	3	7-57	4:09	TD, Carey 18 yd catch
FAU	3	3-71	1:14	TD, Dunbar 23 yd run
FAU	4	2-65	0:28	TD, Dunbar 9 yd run

Troy	2	7-75	1:50	TD, Dunbar 3 yd run
Troy	3	1-60	0:52	TD, Dunbar 60 yd catch/
Troy	4	4-79	2:14	TD, Dunbar 69 yd run
Troy	4	12-86	6:07	TD, Outlaw 7 yd catch

WKU	1	9-68	3:47	TD, Hamilton 1 yd run
WKU	1	6-66	2:50	TD, Carey 14 yd catch
WKU	2	12-57	5:23	TD, Carey 7 yd catch
WKU	2	4-46	0:41	TD, Jackson 11 yd catch
WKU	3	4-70	1:30	TD, Dodge 3 yd run
WKU	3	6-56	2:31	TD, Dodge 19 yd run
WKU	3	2-80	0:47	TD, Dunbar 71 yd run
WKU	4	5-13	1:32	TD, Dodge 1 yd run
WKU	4	9-34	3:46	FG, Knott 30 yd FG
WKU	4	---	----	Safety, Gilmore
WKU	4	3-51	0:54	TD, Jacson 38 yd catch

ULM	1	9-49	3:33	FG, Knott 30 yd FG
ULM	3	11-62	4:29	FG, Knott 36 yd FG

FIU	1	3-69	1:01	TD, Dodge 38 yd run
FIU	1	7-80	3:08	TD, Dunbar 42 yd run
FIU	2	7-82	2:01	TD, Carey 15 yd catch
FIU	2	15-75	8:08	TD, Dunbar 6 yd run



## OPPONENT SCORING DRIVES

Team	Qtr.	Plys-Yds	Time	Result
Ball State	3	9-66	3:44	FG, McGarvey 21 yd FG
Ball State	4	3-35	0:41	TD, Lewis 27 yd run
Ohio	2	12-33	3:48	FG, Weller 44 yd FG
Ohio	2	4-5	0:55	FG, Weller 47 yd FG
Ohio	3	1-32	0:08	TD, Dunlop 32 yd catch
Ohio	4	----	----	TD, 69 yd int. return by Jackson
Ohio	OT	7-8	----	FG, Weller 35 yd FG
Ohio	2OT	4-25	----	TD, Price 15 yd catch
Alabama	1	13-95	5:52	TD, McElroy 2 yd run
Alabama	1	6-67	2:35	TD, Maze 34 catch
Alabama	2	5-83	2:10	TD, Richardson 1 yd run
Alabama	2	7-68	3:25	TD, Ingram 29 yd catch
Alabama	2	11-36	2:08	FG, Tiffin 35 yd FG
Alabama	3	3-39	0:54	TD, Ingram 5 yd run
Alabama	3	6-33	2:33	TD, Grant 1 yd run
Alabama	4	11-37	5:29	FG, Tiffin 20 yd FG
Alabama	4	8-56	3:43	TD, Grant 9 yd run
MTSU	1	6-80	1:43	TD, Cunningham 50 yd catch
MTSU	1	7-33	1:49	FG, Gendreau 20 yd FG
MTSU	2	9-65	2:43	FG, Gendreau 31 yd FG
MTSU	2	3-6	1:06	TD, Dasher 6 yd run
MTSU	2	12-98	3:01	TD, Dasher 2 yd run
MTSU	2	7-26	1:12	FG, Gendreau 48 yd FG
MTSU	4	5-48	1:45	TD, Gee 24 yd catch
ULL	1	---	---	TD, 70 yd int. return by Bently
ULL	2	4--2	0:53	FG, Albrecht 45 yd FG
ULL	2	8-75	3:28	TD, Masson 25 yd run
ULL	2	---	---	TD, Joseph 33 yd blocked punt return
ULL	4	17-80	6:53	TD, McGuire 1 yd run
ULL	4	8-58	1:59	TD, Miller 4 yd catch
FAU	2	15-88	7:20	TD, Harmon 10 yd catch
FAU	2	6-45	3:04	TD, Morris 2 yd run
FAU	2	8-80	2:24	TD, Smith 17 yd run
FAU	2	2-41	0:44	TD, Bonner 31 yd catch
FAU	2	8-43	1:21	FG, Gornall 26 yd FG
FAU	3	9-75	3:56	TD, Jean 7 yd catch
FAU	4	7-71	3:11	TD, Morris 1 yd run
Troy	1	6-60	1:32	TD, Harris 1 yd run
Troy	1	5-62	1:28	TD, Harris 3 yd run
Troy	1	13-30	4:56	FG, Taylor 30 yd FG
Troy	2	12-56	4:17	TD, Greer 1 yd run
Troy	2	4-82	0:58	TD, Gill 20 yd catch
Troy	2	6-35	0:52	FG, Taylor 38 yd FG
Troy	3	9-78	3:02	TD, Brown 6 yd run
Troy	3	---	---	Safety, Eugene Kinlaw
Troy	3	10-68	3:16	TD, Southward 2 yd run

WKU	1	1-6	0:16	TD, Rainey 6 yd run
WKU	1	3-72	1:36	TD, Booker 61 yd run
WKU	2	5-77	2:41	TD, Hayden 50 yd run
WKU	2	7-84	3:42	TD, Doyle 3 yd catch
WKU	2	8-75	4:01	TD, Vasquez 13 yd catch
WKU	3	7-66	3:21	TD, Rainey 3 yd run
WKU	3	6-39	3:09	TD, Booker 1 yd run
ULM	1	11-86	5:31	TD, Goodin 1 yd run
ULM	2	5-35	2:05	FG, Jabour 43 yd FG
ULM	2	5-42	2:13	TD, Sapp 12 yd catch
ULM	3	5-82	2:35	TD, Sapp 8 yd catch
ULM	3	4-2	2:10	FG, Jabour 43 yd FG
ULM	4	6-46	3:12	TD, Goodin 25 yd run
FIU	1	7-80	2:36	TD, Berry 35 yd run
FIU	1	7-82	2:01	TD, Berry 1 yd run
FIU	3	---	---	TD, Riley 26 yd int return
FIU	4	7-16	3:19	TD, Hilton 3 yd catch
FIU	4	3-47	1:10	TD, Younger 23 yd run





## 2009 NORTH TEXAS LONG PLAYS

### Pass (30 yards or greater)

- 69- Riley Dodge to Jamaal Jackson vs. FAU (10-17-09)\*
- 60- Nathan Tune to Lance Dunbar vs. Troy (10-24-09)\*
- 59- Riley Dodge to Jamaal Jackson vs. Ball State (9-3-09)
- 46- Nathan Tune to Michael Outlaw vs. FAU (10-17-09)
- 38- Riley Dodge to Jamaal Jackson vs. WKU (10-31-09)\*
- 37- Riley Dodge to Lance Dunbar vs. ULL (10-10-09)
- 36- Riley Dodge to Michael Outlaw vs. FIU (11-14-09)
- 35- Nathan Tune to Michael Outlaw vs. Troy (10-24-09)
- 34- Riley Dodge to B. J. Lewis vs. WKU (10-31-09)
- 34- Nathan Tune to Lance Dunbar vs. Alabama (9-19-09)\*
- 32- Nathan Tune to Michael Outlaw vs. Alabama (9-19-09)

### Rush (20 yards or greater)

- 71- Lance Dunbar vs. WKU (10-31-09)\*
- 69- Lance Dunbar vs. Troy (10-24-09)\*
- 66- Lance Dunbar vs. Middle Tennessee (9-26-09)\*
- 50- Lance Dunbar vs. FAU (10-17-09)
- 48- Lance Dunbar vs. FAU (10-17-09)
- 42- Lance Dunbar vs. FIU (11-14-09)\*
- 38- Riley Dodge vs. FIU (11-14-09)\*
- 37- Lance Dunbar vs. ULL (10-10-09)\*
- 25- Cam Montgomery vs. Ball State (9-3-09)
- 25- Lance Dunbar vs. ULL (10-10-09)
- 23- Lance Dunbar vs. FAU (10-17-09)\*
- 22- Riley Dodge vs. ULL (10-10-09)
- 21- Riley Dodge vs. Middle Tennessee (9-26-09)
- 20- Lance Dunbar vs. FIU (11-14-09)

### Punt (50 yards or greater)

- 52- Will Atterberry vs. Alabama (9-19-09)
- 51- Will Atterberry vs. Ball State (9-3-09)
- 51- Will Atterberry vs. Middle Tennessee (9-26-09)
- 50- Will Atterberry vs. FIU (11-14-09)

### Kick Return (30 yards or greater)

- 73- Royce Hill vs. Middle Tennessee (9-26-09)
- 53- Jamaal Jackson vs. Troy (10-24-09)
- 44- Jamaal Jackson vs. WKU (10-31-09)
- 40- Royce Hill vs. ULL (10-10-09)
- 34- Ira Smith vs. FAU (10-17-09)
- 31- Jamaal Jackson vs. ULM (11-7-09)
- 30- Jamaal Jackson vs. WKU (10-31-09)

### Punt Return (20 yards or greater)

- 29- Darius Carey vs. ULM (11-7-09)

### Field Goal (40 yards or greater)

### Interception (20 yards or greater)

- 57- Royce Hill vs. Ball State (9-3-09)

\* *Touchdown*



## 2009 OPPONENT LONG PLAYS

### Pass (30 yards or greater)

- 58- Levi Brown (Troy) to Cornelius Williams (10-24-09)
- 52- Trey Revell (ULM) to LaGregory Sapp (11-7-09)
- 51- Rusty Smith (FAU) to Chris Bonner (10-17-09)
- 50- Dwight Dasher (MTSU) to B. Cunningham (9-26-09)\*
- 39- Levi Brown (Troy) to Jerrel Jernigan (10-24-09)
- 39- Levi Brown (Troy) to Tebrius Gill (10-24-09)
- 39- Levi Brown (Troy) to Austin Silvoy (10-24-09)
- 39- Kewaun Jakes (WKU) to Derrius Brooks (10-31-09)
- 38- Trey Revell (ULM) to Darrell McNeal (11-7-09)
- 35- Dwight Dasher (MTSU) to S. McDonald (9-26-09)
- 34- Greg McElroy (Alabama) to Marquis Maze (9-19-09)\*
- 34- Kelly Page (Ball State) to Briggs Orsbon (9-3-09)
- 32- Theo Scott (Ohio) to Riley Dunlop (9-12-09)

### Rush (20 yards or greater)

- 61- Marell Booker (WKU) (10-31-09)\*
- 50- Tyrell Hayden (WKU) (10-31-09)\*
- 42- Bobby Rainey (WKU) (10-31-09)
- 38- Tony Richardson (Alabama) (9-19-09)
- 35- Kendall Berry (FIU) (11-14-09)\*
- 31- MiQuale Lewis (Ball State) (9-3-09)
- 29- Willie Rose (FAU) (10-17-09)
- 27- D.J. Taylor (Troy) (10-24-09)
- 27- Daunte Owens (FIU) (11-14-09)
- 27- B. Cunningham (Ohio) (9-26-09)
- 27- MiQuale Lewis (Ball State) (9-3-09)\*
- 25- Frank Goodin (ULM) (11-7-09)\*
- 25- Chris Masson (Louisiana-Lafayette) (10-10-09)\*
- 24- Luther Ambrose (ULM) (11-7-09)
- 23- Wayne Younger (FIU) (11-14-09)\*
- 22- Mark Ingram (Alabama) (9-19-09)
- 21- DuJuan Harris (Troy) (10-24-09)
- 21- Daunte Owens (FIU) (11-14-09)

### Punt (50 yards or greater)

- 63- Scott Kovanda, (Ball State) (9-3-09)
- 60- Carlos Munera (FIU) (11-14-09)
- 56- Scott Love (ULM) (11-7-09)
- 55- David DeFatta (MTSU) (9-26-09)
- 50- Will Goggins (Troy) (10-24-09)

### Kick Return (30 yards or greater)

- 81- Derrius Brooks (WKU) (10-31-09)
- 63- Luther Ambrose (ULM) (11-7-09)
- 61- Javier Arenas (Alabama) (9-19-09)
- 45- Bobby Rainey (WKU) (10-31-09)
- 36- T.Y. Hilton (FIU) (11-14-09)
- 31- Orkeys Auriene (Louisiana-Lafayette) (10-10-09)

### Punt Return (20 yards or greater)

- 36- Javier Arenas (Alabama) (9-19-09)
- 33- Joseph Andrew (Louisiana-Lafayette) (10-10-09)\*

- 30- Riley Dunlop (Ohio) (9-12-09)
- 26- Jason Frierson (FIU) (11-14-09)
- 22- Trenard Turner (FIU) (11-14-09)

### Field Goal (40 yards or greater)

- 48- Alan Gendreau (MTSU) (9-26-09)
- 47- Matt Weller (Ohio) (9-12-09)
- 44- Matt Weller (Ohio) (9-12-09)
- 43- Radi Jabour (ULM) (11-7-09)
- 43- Radi Jabour (ULM) (11-7-09)

### Interception (20 yards or greater)

- 70- Dwight Bently (Louisiana-Lafayette) (10-10-09)\*
- 69- Kenny Jackson (Ohio) (9-12-09)\*
- 36- Kevin Brown (MTSU) (9-26-09)
- 26- Peter Riley (FIU) (11-14-09)\*

\* *Touchdown*



## LAST TIME IT HAPPENED...

### INDIVIDUAL

#### RUSHING FOR OVER 150 YARDS

**NT:** Lance Dunbar, 227 yards, WKU, 10-31-09

**Opp:** Phillip Tanner, 159 yards, Middle Tennessee, 11-22-08

#### RUSHING FOR OVER 200 YARDS

**NT:** Lance Dunbar, 227 yards, WKU, 10-31-09

**Opp:** Irving Spikes, 254 yards, NE Louisiana, 11-20-93

#### RUSHED FOR TWO TOUCHDOWNS IN A GAME

**NT:** Lance Dunbar (2), FIU, 11-14-09

**Opp:** Kendall Berry (2), FIU, 11-14-09

#### RUSHED FOR THREE TOUCHDOWNS IN A GAME

**NT:** Riley Dodge (3), WKU, 10-31-09

**Opp:** Zerb Singleton (3), Navy, 11-10-07

#### TWO RUNNERS OVER 100 YARDS IN A GAME

**NT:** Patrick Cobbs (131) & Roy Bishop (107) vs. Baylor, 9-6-03

**Opp:** David Wolke (178) & Tyrell Hayden (117) WKU, 11-1-08

#### PASSING FOR OVER 300 YARDS

**NT:** Riley Dodge, 314, FIU, 11-14-09

**Opp:** Levi Brown, 469, Troy, 10-24-09

#### PASSING FOR OVER 400 YARDS

**NT:** Giovanni Vizza, 478 yards, vs. Navy, 11-10-07

**Opp:** Levi Brown, 469, Troy, 10-24-09

#### PASSING FOR THREE TOUCHDOWNS IN A GAME

**NT:** Riley Dodge (4), WKU, 10-31-09

**Opp:** Rusty Smith (3), FAU, 10-17-09

#### PASSING FOR FOUR TOUCHDOWNS IN A GAME

**NT:** Riley Dodge (4), WKU, 10-31-09

**Opp:** Rusty Smith (4), FAU, 11-8-08

#### RECEIVING YARDS OVER 150

**NT:** Casey Fitzgerald, 231 yards, vs. ULL 10-11-08

**Opp:** LaGregory Sapp, 187 yards, ULM, 11-7-09

#### RECEIVING YARDS OVER 200

**NT:** Casey Fitzgerald, 231 yards, vs. ULL, 10-11-08

**Opp:** Trevor Insley, 263 yards, Nevada, 10-30-99

#### THREE TOUCHDOWNS RECEIVING

**NT:** Casey Fitzgerald (5) vs. Navy, 11-10-07

**Opp:** Jason Chery, ULL (3), 10-11-08

#### TWO RECEIVERS OVER 100 YARDS IN A GAME

**NT:** Casey Fitzgerald (134), Corey Washington (127), & Sam Dibrell (113) vs. Navy, 11-10-07

**Opp:** J. Dillard (114) & Toren Dixon (101), Rice, 9-27-08

#### THREE TOUCHDOWNS SCORED IN A GAME

**NT:** Riley Dodge (3), WKU, 10-31-09

**Opp:** Jason Chery (5), ULL, 10-11-08

#### FOUR TOUCHDOWNS SCORED IN A GAME

**NT:** Lance Dunbar (4), Louisiana-Lafayette, 10-10-09

**Opp:** Jason Chery (5), ULL, 10-11-08

#### FOUR FIELD GOALS IN A GAME

**NT:** Denis Hopovac, 5 field goals vs. FIU, 10-7-06

**Opp:** Nick Browne, TCU, 9-1-01

#### PUNT RETURN FOR A TOUCHDOWN

**NT:** Johnny Quinn, 85 yards vs. Louisiana-Monroe 10-30-04

**Opp:** Tridand Holliday, 92 yards, LSU, 9-13-08

#### KICKOFF RETURN FOR A TOUCHDOWN

**NT:** Broderick McGrew, 100 yards vs. Utah State, 11-14-98

**Opp:** Jorrick Calvin, 95 yards, Troy, 10-25-08

#### INTERCEPTION RETURN FOR A TOUCHDOWN

**NT:** Tobe Nwigwe, 97 yards, vs. WKU, 11-1-08

**Opp:** Peter Riley, 26 yards, FIU, 11-14-09

#### FUMBLE RETURN FOR A TOUCHDOWN

**NT:** T.J. Covington, 100 yards, vs. Utah State 10-9-04

**Opp:** Aaron Lewis, 0 yards, Texas, 9-2-06

#### BLOCKED PUNT RETURN FOR A TOUCHDOWN

**NT:** Chris Neal, vs. WKU, 5 yards, 11-24-07

**Opp:** Andrew Joseph, 33 yards, Louisiana-Lafayette, 10-10-09

#### SAFETY SCORED

**NT:** Eddrick Gilmore vs. WKU, 10-31-09

**Opp:** Team vs. Troy, 10-24-09

#### BLOCKED FIELD GOAL RETURN FOR A TD

**NT:** Phillip Littlejohn, 66 yards, vs. Idaho, 10-4-97

**Opp:** Gary Love, Arizona, 60 yards, 9-28-02

### TEAM

#### 300 YARDS RUSHING IN A GAME

**NT:** 321 yards vs. WKU, 10-31-09

**Opp:** 314 yards vs. WKU, 11-1-08

#### 400 YARDS PASSING IN A GAME

**NT:** 478 yards vs. Navy, 11-10-07

**Opp:** 492 yards, Troy, 10-24-09

#### 500 YARDS IN TOTAL OFFENSE

**NT:** 513 yards, vs. FIU, 11-14-09

**Opp:** 697 yards, Troy, 10-24-09

#### 50 RUSHING ATTEMPTS

**NT:** 51 vs. Ball State, 9-3-09

**Opp:** 57, Navy, 11-10-07

#### 80 OFFENSIVE PLAYS

**NT:** 82 vs. FIU, 11-14-09

**Opp:** 94, Troy, 10-24-09

#### 50+ POINTS IN A GAME

**NT:** 68 vs. WKU, 10-31-09

**Opp:** 50, Troy, 10-24-09

#### 60+ POINTS IN A GAME

**NT:** 68, vs. WKU, 10-31-09

**Opp:** 77, vs. Rice, 9-27-08

#### 30 FIRST DOWNS

**NT:** 31 vs. WKU, 10-31-09

**Opp:** 31, Navy, 11-10-07

#### SHUTOUT RECORDED

**NT:** 21-0 vs. Troy State, 10-30-03

**Opp:** 35-0, Middle Tennessee, 9-30-06

#### LESS THAN 200 YARDS TOTAL OFFENSE ALLOWED

**NT:** 187 vs. Alabama, 9-19-09

**Opp:** 137, UL-Monroe, 11-18-06

#### LESS THAN 100 YARDS RUSHING ALLOWED

**NT:** 63, Ohio, 9-12-09

**Opp:** 79, ULM, 11-7-09

#### LESS THAN 100 YARDS PASSING ALLOWED

**NT:** 85 vs. FIU, 11-14-09

**Opp:** 63, UL-Monroe, 11-18-06





## MEAN GREEN CAREER HIGHS

### #11 Riley Dodge, QB, Fr.

Attempts	54 vs. Middle Tennessee (9-26-09)
Completions	35 vs. Middle Tennessee (9-26-09)
Passing Yards	314 vs. FIU (11-14-09)
Passing Touchdowns	4 vs. WKU (10-31-09)
Long Pass	69 vs. FAU (10-17-09)
Rushes	19 vs. FIU (11-14-09)
Rushing Yards	84 vs. FIU (11-14-09)
Longest Rush	36 vs. FIU (11-14-09)
Rushing Touchdowns	3 vs. WKU (10-31-09)

### #26 Cam Montgomery, RB, Sr.

Rushes	23 vs. ULM (10-18-08)
Rushing Yards	149 vs. Ball State (9-3-09)
Longest Rush	42 vs. MTSU (11-22-08)
Touchdowns	2, three times

### #5 Lance Dunbar, RB, So

Rushes	32 vs. Louisiana-Lafayette (10-10-09)
Rushing Yards	238 vs. FAU (10-17-09)
Longest Rush	71 vs. WKU (10-31-09)
Reception	60 vs. Troy (10-24-09)
Touchdowns	4 vs. Louisiana-Lafayette (10-10-09)

### #2 James Hamilton, RB, So.

Rushes	7 vs. Florida Atlantic (11-8-08)
Rushing Yards	31, twice
Longest Rush	23 vs. Florida Atlantic (11-8-08)
Reception	15 vs. Western Kentucky (11-1-08)
Touchdowns	1, twice

### #15 Jamaal Jackson, WR, Jr.

Receptions	11 vs. Middle Tennessee (9-26-09)
Receiving Yards	90 vs. FIU (11-14-09)
Touchdowns	2 vs. WKU (10-31-09)
Long Reception	69 vs. FAU (10-17-09)

### #82 Michael Outlaw, WR, Jr.

Receptions	7, twice
Receiving Yards	112 vs. Troy (10-24-09)
Touchdowns	1, twice
Long Reception	46 vs. FAU (10-17-09)

### #4 Alex Lott, WR, Jr.

Receptions	7, twice
Receiving Yards	69 vs. FIU (10-4-08)
Touchdowns	1, twice
Long Reception	27 vs. ULM (11-7-09)

### #19 Darius Carey, WR, Fr.

Receptions	9, vs. ULM (11-7-09)
Receiving Yards	78 vs. FIU (11-14-09)
Touchdowns	2 vs. WKU (10-31-09)
Long Reception	23 vs. FIU (11-14-09)

### #9 B. J. Lewis, WR, So.

Receptions	5 vs. Middle Tennessee (9-26-09)
Receiving Yards	59 vs. Middle Tennessee (9-26-09)
Touchdowns	
Long Reception	34 vs. WKU (10-31-09)

### #49 Jeremy Knott, K, Jr.

Long Field Goal	47 yards vs. Tulsa (9-6-08)
Most Field Goals	3, three times
Most Made PATs	4 vs. FAU (10-17-09)

### #47 Brandon Akpunku, DE, So.

Tackles	8, twice
Tackles For Loss	3.0 vs. Middle Tennessee (9-26-09)
Sacks	1.0, three times

### #94 Eddrick Gilmore, DT, Sr.

Tackles	6 vs. Ohio (9-12-09)
Tackles For Loss	2.0, twice
Sacks	2 vs. Arkansas State (11-29-08)

### #99 Shavod Atkinson, DT, Jr.

Tackles	5, twice
Tackles For Loss	2.0 vs. Ohio (9-12-09)
Sacks	2.0 vs. Ohio (9-12-09)

### #91 Kelvin Jackson, DT, Jr.

Tackles	4 vs. Ball State (9-3-09)
Tackles For Loss	1 vs. WKU (10-31-09)
Sacks	

### #52 Sam Owusu-Hemeng, DE, Jr.

Tackles	3 vs. Kansas State (8-30-08)
Tackles For Loss	1.5 vs. Ohio (9-12-09)
Sacks	1.0 vs. Louisiana-Lafayette (10-10-09)

### #44 Toby Nwigwe, LB, Sr.

Tackles	15 vs. Ohio (9-12-09)
Tackles For Loss	2.5 vs. Tulsa (9-16-06)
Interceptions	1, three times

### #42 Craig Robertson, LB, Jr.

Tackles	12 vs. Ball State (9-3-09)
Tackles For Loss	2, twice
Interceptions	2 vs. Troy (10-20-07)

### #37 Kylie Hill, LB, Sr.

Tackles	11 vs. WKU (11-1-08)
Passes Broken Up	1, three times
Interception	1, twice

### #25 Ira Smith, DB, Jr.

Tackles	12 vs. Troy (10-24-09)
Passes Broken Up	1, twice
Interception	1 vs. ULM (11-7-09)

### #10 DaWaylon Cook, DR, So.

Tackles	11 vs. Alabama (9-19-09)
Passes Broken Up	1 vs. Alabama (9-19-09)
Interception	

### #21 Royce Hill, DB, So.

Tackles	8, twice
Passes Broken Up	1 vs. Kansas State (8-30-08)
Interception	1, twice

### #22 Adryan Adams, DB, Sr.























Tackles	7 vs. Troy (10-25-08)
Passes Broken Up	2 vs. Western Kentucky (11-1-08)
Interception	1 vs. Middle Tennessee (11-22-08)

### #41 Will Atterberry, P, Fr.

Longest Punt	52 vs. Alabama (9-19-09)
--------------	--------------------------



## MEAN GREEN DEPTH CHART

20					<b>Specialists</b>
					PK #49 Jeremy Knott PH #6 Nathan Tune P #41 Will Atterberry KR #10 DaWaylon Cook KR #19 Royce Hill PR #21 Darius Carey DS #86 Christian Davidson
30					
	<b>Running Back</b> #5 Lance Dunbar <i>or</i> #26 Cam Montgomery				
40					
	<b>Wide Receiver</b> #82 Michael Outlaw #8 Sam Roberson	<b>Wide Receiver</b> #15 Jamaal Jackson #3 Willie Taylor	<b>Quarterback</b> #11 Riley Dodge #6 Nathan Tune	<b>Wide Receiver</b> #19 Darius Carey #4 Alex Lott	<b>Wide Receiver</b> #9 B.J. Lewis #89 Forrest Rucker
50					
	<b>Right Tackle</b> #77 Esteban Santiago #73 Jeremy Bean	<b>Right Guard</b> #57 Tyler Bailey #70 Coleman Feeley	<b>Center</b> #56 J.J. Johnson #60 Aaron Fotenberry	<b>Left Guard</b> #68 Kelvin Drake #62 Gabe Hollivay	<b>Left Tackle</b> #64 Victor Gill #72 Matt Tomlinson
40					
	<b>Defensive End</b> #47 Brandon Akpunku <i>or</i> #48 K.C. Obi	<b>Defensive Tackle</b> #99 Shavod Atkinson <i>or</i> #92 Draylen Ross	<b>Defensive Tackle</b> #91 Kelvin Jackson #96 Tevinn Cantly	<b>Defensive End</b> #94 Eddrick Gilmore #52 Sam Owusu-Hemeng	
30					
	<b>Outside Linebacker</b> #37 Kylie Hill <i>or</i> #45 Jeremy Phillips	<b>Middle Linebacker</b> #31 A.J. Penson #53 Daniel Prior		<b>Outside Linebacker</b> #42 Craig Robertson #54 Robbie Deheck	
20					
	<b>Cornerback</b> #21 Royce Hill #35 Antoine Bush	<b>Safety</b> #25 Ira Smith #23 Darien Williams	<b>Safety</b> #10 DaWaylon Cook #18 John Shorter	<b>Cornerback</b> #22 Adryan Adams #27 Robby Gordon	



## UNIVERSITY OF NORTH TEXAS ROSTER - NUMERICAL

1	Brigham, Desmond	DB	6-1	184	Fr.	RS	Caddo Mills, Texas (Caddo Mills HS)	48	Obi, Kenechukwu	DE	6-2	214	Fr.	HS	Mission Hills, Ca. (Bishop Alemany HS)
2	Hamilton, James	RB	5-8	178	So.	1L	Cedar Hill, Texas (Cedar Hill HS)	49	Knott, Jeremy	K	6-3	182	Sr.	1L	Tulsa, Okla. (NE Okla. A&M)
3	Stubblefield, Arthur	DB	5-10	182	Sr.	1L	Houston, Texas (Eisenhower HS)	50	Leppo, Nick	OL	6-3	246	Fr.	HS	Southlake, Texas (Carroll HS)
3	Taylor, Willie	WR	5-10	175	Fr.	RS	Dallas, Texas (Hillcrest HS)	51	Acton, Jared	OL	5-11	287	Fr.	RS	Southlake, Texas (Carroll HS)
4	Lott, Alex	WR	5-9	173	Jr.	1L	Plano, Texas (Texas Lutheran)	51	January, Sean	LB	6-0	234	Jr.	TR	Cave Creek, Arizona (Scottsdale CC)
5	Dunbar, Lance	RB	5-9	202	So.	1L	Haltom City, Texas (Haltom HS)	52	Owusu-Hemeng, Sam	DE	6-1	242	Jr.	1L	Arlington, Texas (Seguin HS)
6	Tune, Nathan	QB	6-4	206	Jr.	2L	Celina, Texas (Celina HS)	53	Foster, Ryan	LB	6-2	227	Fr.	TR	Grand Prairie, Texas (Prairie View)
7	Wilson, Jamaal	DB	5-10	181	So.	SQ	DeSoto, Texas (DeSoto HS)	53	Prior, Daniel	LB	6-2	215	Fr.	HS	Henderson, Texas (Henderson HS)
7	Thompson, Derek	QB	6-4	223	Fr.	HS	Glen Rose, Texas (Glen Rose HS)	54	Deheck, Robbie	LB	6-2	231	So.	1L	Azle, Texas (Azle HS)
8	Roberson, Sam	WR	6-4	220	So.	1L	Somerville, Texas (Somerville HS)	56	Johnson, J.J.	OL	6-3	283	So.	1L	Plano, Texas (Plano West HS)
9	Lewis, B.J.	WR	6-1	197	So.	1L	Waco, Texas (Robinson HS)	57	Bailey, Tyler	OL	6-2	292	Sr.	3L	Lexington, Ky. (Paul Dunbar HS)
10	Cook, DaWaylon	DB	6-1	196	So.	1L	Dallas, Texas (Samuell HS)	57	Nailor, Joseph	DE	6-2	235	So.	TR	Houston, Texas (Idaho State)
11	Dodge, Riley	QB	6-0	193	Fr.	RS	Southlake, Texas (Carroll HS)	58	Holt, Dan	OL	6-4	299	Fr.	TR	McKinney, Texas (Midwestern St.)
13	Baine, Chase	QB	6-0	198	Fr.	RS	Lake Dallas, Texas (Lake Dallas HS)	60	Fortenberry, Aaron	OL	6-4	288	Fr.	RS	Era, Texas (Era HS)
15	Jackson, Jamaal	WR	5-10	163	Jr.	TR	Amite, La. (Southwest Miss. CC)	62	Hollivay, Gabe	OL	6-3	328	Sr.	1L	Hamilton, Miss. (Itawamba CC)
17	Johnson, Breece	WR	6-1	178	Jr.	2L	Colleyville, Texas (Heritage HS)	63	White, Kyle	DT	6-2	309	Fr.	HS	New Orleans, Louisiana (McDonogh 35 HS)
18	Shorter, John	DB	6-0	195	So.	1L	Dallas, Texas (Lake Highlands HS)	64	Gill, Victor	OL	6-4	261	Jr.	2L	Argyle, Texas (Argyle HS)
18	Jones, Bennie	WR	6-2	165	Jr.	TR	Marlin, Texas (Navarro JC)	65	Flax, Kennan	OL	6-4	283	Fr.	HS	Houston, Texas (Cy-Ridge HS)
19	Carey, Darius	WR	5-10	188	Fr.	HS	New Orleans, Louisiana (Helen Cox HS)	66	Kaiser, Jacob	OL	6-7	311	So.	SQ	Greensburg, Pa. (Central Catholic HS)
20	Chatman, Justin	DB	5-9	180	So.	TR	Mesquite, Texas (Minnesota)	67	Williams, Ryan	OL	6-2	219	Fr.	HS	Southlake, Texas (Carroll HS)
20	Jackson, Jamel	WR	5-9	171	Jr.	TR	Killeen, Texas (Northwestern St)	68	Drake, Kelvin	OL	6-2	280	Jr.	2L	Galveston, Texas (Ball HS)
21	Hill, Royce	DB	6-0	177	So.	1L	Houston, Texas (Cypress Ridge HS)	69	Bruner, Jason	OL	6-9	311	Jr.	TR	Mineola, Texas (Trinity Valley CC)
22	Adams, Adryan	DB	6-0	182	Sr.	1L	Oklahoma City, Okla. (NE Okla. A&M)	70	Feeley, Coleman	OL	6-4	305	So.	1L	Austin, Texas (Anderson HS)
23	Williams, Darien	DB	5-10	189	So.	1L	Vernon, Texas (Vernon HS)	72	Tomlinson, Matt	OL	6-5	297	So.	SQ	Klein, Texas (Klein HS)
24	Mathis, Jeremi	RB	6-1	215	Fr.	RS	Arlington, Texas (Martin HS)	73	Bean, Jeremy	OL	6-5	301	Jr.	TR	Bethel, Okla. (NE Okla. A&M)
25	Smith, Ira	DB	5-11	183	Jr.	TR	Long Beach, Mississippi (Gulf Coast CC)	74	Franklin, Troy	OL	6-5	272	So.	1L	Celina, Texas (Celina HS)
25	Ponce, Matt	RB	5-11	198	Fr.	HS	Whitehouse, Texas (Whitehouse HS)	76	Noble, John	OL	6-6	296	Fr.	HS	Rockwall, Texas (Rockwall HS)
26	Montgomery, Cam	RB	6-1	218	Sr.	1L	The Woodlands, Texas (NE Miss. JC)	77	Santiago, Esteban	OL	6-3	296	Jr.	2L	El Paso, Texas (Coronado HS)
27	Gordon, Robbie	DB	6-0	181	Jr.	1L	Ardmore, Okla. (Ardmore HS)	78	Kokjohn, Troy	OL	6-2	242	So.	1L	Carrollton, Texas (Hebron HS)
27	Schutzka, Casey	WR	5-10	170	Fr.	HS	Eules, Texas (Trinity HS)	79	Jenkins, Nate	OL	6-4	349	Jr.	SQ	Hattiesburg, Miss. (Pearle River CC)
29	Roberts, Phillip	DB	5-11	195	Fr.	RS	Killeen, Texas (Ellison HS)	80	Dickerson, Kevin	WR	6-0	200	Sr.	2L	Fort Worth, Texas (Calvary Christian)
29	Jackson, Hilbert	DB	6-1	181	Fr.	HS	Rowlett, Texas (Rowlett HS)	82	Outlaw, Michael	WR	6-0	185	Jr.	TR	Starkville, Miss. (East Miss. CC)
30	Deans, Trent	K	6-0	184	Fr.	RS	Sherman, Texas (Sherman HS)	83	Seidle, Bryant	TE	6-2	233	Sr.	2L	Cypress, Texas (Cy-Fair HS)
30	Gandy, Shelton	RB	5-8	170	Fr.	HS	Denton, Texas (Ryan HS)	84	Brown, Greg	WR	6-1	217	So.	1L	Grand Prairie, Texas (Grand Prairie HS)
31	Penson, A.J.	LB	6-1	225	Jr.	2L	Lufkin, Texas (Lufkin HS)	85	Fitzpatrick, Austin	TE	6-3	200	Fr.	HS	Friendswood, Texas (Friendswood HS)
31	Squier, Weston	RB	5-8	154	So.	SQ	Sanger, Texas (Sanger HS)	86	Davidson, Christian	LB	6-2	222	Sr.	2L	Spring, Texas (Klein Oak HS)
32	Mosley, Micah	RB	6-0	224	Jr.	2L	Nederland, Texas (Nederland HS)	87	Brainard, Chris	WR	5-11	158	Fr.	HS	Southlake, Texas (Carroll HS)
34	Neal, Chris	DB	5-9	168	Jr.	2L	Kaufman, Texas (Kaufman HS)	88	Stradford, Tyler	WR	6-2	190	Fr.	TR	New Orleans, La. (Oklahoma)
35	Bush, Antoine	DB	5-10	194	Sr.	3L	Tyler, Texas (John Tyler HS)	89	Cruz, Rory	WR	6-0	160	Fr.	TR	Arlington, Texas (SW Okla. State)
36	Davis, Marquese	LB	6-1	232	So.	1L	Atlanta, Texas (Atlanta HS)	89	Rucker, Forrest	WR	6-6	215	Fr.	RS	Hearne, Texas (Hearne HS)
37	Hill, Kylie	LB	5-11	190	Sr.	1L	Bristow, Okla. (NE Okla. A&M)	90	Cole III, Mack	DE	6-4	228	Sr.	1L	Topeka, Kan. (Fort Scott CC)
39	Ekwerekwu, John	RB	5-11	208	Jr.	SQ	Carrollton, Texas (R.L. Turner HS)	91	Jackson, Kelvin	DT	6-2	309	Fr.	TR	Hermanville, Miss. (Itawamba CC)
39	Serrano, Jose	K	5-11	199	Fr.	HS	Dallas, Texas (Skyline HS)	92	Ross, Draylen	DL	6-4	292	Jr.	2L	Fort Worth, Texas (Diamond Hill-Jarvis HS)
41	Atterberry, Will	K/P	5-11	187	Fr.	HS	Lewisville, Texas (Lewisville HS)	93	Anyiam, LaChristopher	DL	6-4	287	Fr.	HS	Allen, Texas (Allen HS)
42	Robertson, Craig	LB	6-1	221	Jr.	2L	Stafford, Texas (Stafford HS)	94	Gilmore, Eddrick	DE	6-5	269	Sr.	3L	Houston, Texas (Alief Hastings HS)
44	Nwigwe, Tobe	LB	6-2	240	Sr.	2L	Houston, Texas (Alief Elsik HS)	95	DeSoto, Jesse	DL	6-1	289	Jr.	2L	San Antonio, Texas (Lee HS)
45	Phillips, Jeremy	LB	6-3	198	Fr.	RS	Waller, Texas (Waller HS)	96	Cantly, Tevinn	DE	6-4	301	Fr.	RS	Arlington, Texas (Lamar HS)
46	Herron, Julian	LB	6-2	199	Fr.	TR	Arlington, Texas (Bowie HS)	97	Hawthorne, Joe	DT	6-4	270	Fr.	RS	Arlington, Texas (Martin HS)
47	Akpunku, Brandon	DE	6-1	226	So.	1L	Cedar Hill, Texas (Cedar Hill HS)	98	Weber, John	DE	6-3	288	Jr.	TR	Harvey, Louisiana (Itawamba CC)
48	Monroe, Charles	RB	5-10	220	Fr.	HS	Mesquite, Texas (Mesquite HS)	99	Atkinson, Shavod	DT	6-2	307	Jr.	TR	Hobart, Okla. (Independence CC)





## UNIVERSITY OF NORTH TEXAS ROSTER - ALPHABETICAL

51 Acton, Jared	OL	5-11	287	Fr.	Southlake, Texas (Carroll HS)	91 Jackson, Kelvin	DT	6-2	309	Jr.	Hermanville, Miss. (Itawamba CC)
22 Adams, Adryan	DB	6-0	182	Sr.	Oklahoma City, Okla. (NE Okla. A&M)	51 January, Sean	LB	6-0	234	Jr.	Cave Creek, Arizona (Scottsdale CC)
47 Akpunku, Brandon	DE	6-1	226	So.	Cedar Hill, Texas (Cedar Hill HS)	79 Jenkins, Nate	OL	6-4	349	Jr.	Hattiesburg, Miss. (Pearle River CC)
93 Anyiam, LaChristopher	DL	6-4	287	Fr.	Allen, Texas (Allen HS)	17 Johnson, Breece	WR	6-1	178	Jr.	Colleyville, Texas (Heritage HS)
99 Atkinson, Shavod	DT	6-2	307	Jr.	Hobart, Okla. (Independence CC)	56 Johnson, J.J.	OL	6-3	283	So.	Plano, Texas (Plano West HS)
41 Atterberry, Will	K/P	5-11	187	Fr.	Lewisville, Texas (Lewisville HS)	18 Jones, Bennie	WR	6-2	165	Jr.	Marlin, Texas (Navarro JC)
57 Bailey, Tyler	OL	6-2	292	Sr.	Lexington, Ky. (Paul Dunbar HS)	66 Kaiser, Jacob	OL	6-7	311	So.	Greensburg, Pa. (Central Catholic HS)
13 Baine, Chase	QB	6-0	198	Fr.	Lake Dallas, Texas (Lake Dallas HS)	49 Knott, Jeremy	K	6-3	182	Sr.	Tulsa, Okla. (NE Okla. A&M)
73 Bean, Jeremy	OL	6-5	301	Jr.	Bethel, Okla. (NE Okla. A&M)	78 Kokjohn, Troy	OL	6-2	242	So.	Carrollton, Texas (Hebron HS)
87 Brainard, Chris	WR	5-11	158	Fr.	Southlake, Texas (Carroll HS)	50 Leppo, Nick	OL	6-3	246	Fr.	Southlake, Texas (Carroll HS)
1 Brigham, Desmond	DB	6-1	184	Fr.	Caddo Mills, Texas (Caddo Mills HS)	9 Lewis, B.J.	WR	6-1	197	So.	Waco, Texas (Robinson HS)
84 Brown, Greg	WR	6-1	217	So.	Grand Prairie, Texas (Grand Prairie HS)	4 Lott, Alex	WR	5-9	173	Jr.	Plano, Texas (Texas Lutheran)
69 Bruner, Jason	OL	6-9	311	Jr.	Mineola, Texas (Trinity Valley CC)	24 Mathis, Jeremi	RB	6-1	215	Fr.	Arlington, Texas (Martin HS)
35 Bush, Antoine	DB	5-10	194	Sr.	Tyler, Texas (John Tyler HS)	48 Monroe, Charles	RB	5-10	220	Fr.	Mesquite, Texas (Mesquite HS)
96 Cantly, Tevinn	DT	6-4	301	Fr.	Arlington, Texas (Lamar HS)	26 Montgomery, Cam	RB	6-1	218	Sr.	The Woodlands, Texas (NE Mississippi JC)
19 Carey, Darius	WR	5-10	188	Fr.	New Orleans, Louisiana (Helen Cox HS)	32 Mosley, Micah	RB	6-0	224	Jr.	Nederland, Texas (Nederland HS)
20 Chatman, Justin	DB	5-9	180	So.	Mesquite, Texas (Minnesota)	57 Nailor, Joseph	DE	6-2	235	So.	Houston, Texas (Idaho State)
90 Cole III, Mack	DE	6-4	228	Sr.	Topeka, Kan. (Fort Scott CC)	34 Neal, Chris	DB	5-9	168	Jr.	Kaufman, Texas (Kaufman HS)
10 Cook, DaWaylon	DB	6-1	196	So.	Dallas, Texas (Samuell HS)	76 Noble, John	OL	6-6	296	Fr.	Rockwall, Texas (Rockwall HS)
89 Cruz, Rory	WR	6-0	160	Fr.	Arlington, Texas (SW Okla. State)	44 Nwigwe, Tobe	LB	6-2	240	Sr.	Houston, Texas (Alief Elsik HS)
86 Davidson, Christian	LB	6-2	222	Sr.	Spring, Texas (Klein Oak HS)	48 Obi, Kenechukwu	DE	6-2	214	Fr.	Mission Hills, California (Bishop Alemany HS)
36 Davis, Marquese	LB	6-1	232	So.	Atlanta, Texas (Atlanta HS)	82 Outlaw, Michael	WR	6-0	185	Jr.	Starkville, Miss. (East Miss. CC)
30 Deans, Trent	K	6-0	184	Fr.	Sherman, Texas (Sherman HS)	52 Owusu-Hemeng, Sam	DE	6-1	242	Jr.	Arlington, Texas (Seguin HS)
54 Deheck, Robbie	LB	6-2	231	So.	Azle, Texas (Azle HS)	31 Penson, A.J.	LB	6-1	225	Jr.	Lufkin, Texas (Lufkin HS)
95 DeSoto, Jesse	DL	6-1	289	Jr.	San Antonio, Texas (Lee HS)	45 Phillips, Jeremy	LB	6-3	198	Fr.	Waller, Texas (Waller HS)
80 Dickerson, Kevin	WR	5-10	200	Sr.	Fort Worth, Texas (Calvary Christian Acad.)	25 Ponce, Matt	RB	5-11	198	Fr.	Whitehouse, Texas (Whitehouse HS)
11 Dodge, Riley	QB	6-0	193	Fr.	Southlake, Texas (Carroll HS)	53 Prior, Daniel	LB	6-2	215	Fr.	Henderson, Texas (Henderson HS)
68 Drake, Kelvin	OL	6-2	280	Jr.	Galveston, Texas (Ball HS)	8 Roberson, Sam	WR	6-4	220	So.	Somerville, Texas (Somerville HS)
5 Dunbar, Lance	RB	5-9	202	So.	Haltom City, Texas (Haltom HS)	42 Robertson, Craig	LB	6-1	221	Jr.	Stafford, Texas (Stafford HS)
39 Ekwerekwu, John	RB	5-11	208	Jr.	Carrollton, Texas (R.L. Turner HS)	29 Roberts, Phillip	DB	5-11	195	Fr.	Killeen, Texas (Ellison HS)
70 Feeley, Coleman	OL	6-4	305	So.	Austin, Texas (Anderson HS)	92 Ross, Draylen	DL	6-4	292	Jr.	Fort Worth, Texas (Diamond Hill-Jarvis HS)
85 Fitzpatrick, Austin	TE	6-3	200	Fr.	Friendswood, Texas (Friendswood HS)	89 Rucker, Forrest	WR	6-6	215	Fr.	Hearne, Texas (Hearne HS)
65 Flax, Kennan	OL	6-4	283	Fr.	Houston, Texas (Cy Ridge HS)	77 Santiago, Esteban	OL	6-3	296	Jr.	El Paso, Texas (Coronado HS)
60 Fortenberry, Aaron	OL	6-4	288	Fr.	Era, Texas (Era HS)	83 Seidle, Bryant	TE	6-2	233	Sr.	Cypress, Texas (Cy-Fair HS)
53 Foster, Ryan	LB	6-2	227	Fr.	Grand Prairie, Texas (Prairie View)	39 Serrano, Jose	K	5-11	199	Fr.	Dallas, Texas (Skyline HS)
74 Franklin, Troy	OL	6-5	272	So.	Celina, Texas (Celina HS)	27 Schutz, Casey	WR	5-10	170	Fr.	Eules, Texas (Trinity HS)
30 Gandy, Shelton	RB	5-8	170	Fr.	Denton, Texas (Ryan HS)	18 Shorter, John	DB	6-0	195	So.	Dallas, Texas (Lake Highlands HS)
64 Gill, Victor	OL	6-4	261	Jr.	Argyle, Texas (Argyle HS)	25 Smith, Ira	DB	5-11	183	Jr.	Long Beach, Mississippi (Gulf Coast CC)
94 Gilmore, Eddrick	DE	6-5	269	Sr.	Houston, Texas (Alief Hastings HS)	31 Squier, Weston	RB	5-8	154	So.	Sanger, Texas (Sanger HS)
27 Gordon, Robbie	DB	6-0	181	Jr.	Ardmore, Okla. (Ardmore HS)	88 Stradford, Tyler	WR	6-2	190	Fr.	New Orleans, La. (Oklahoma)
2 Hamilton, James	RB	5-8	178	So.	Cedar Hill, Texas (Cedar Hill HS)	3 Stubblefield, Arthur	DB	5-10	182	Sr.	Houston, Texas (Eisenhower HS)
97 Hawthorne, Joe	DT	6-4	270	Fr.	Arlington, Texas (Martin HS)	3 Taylor, Willie	WR	5-10	175	Fr.	Dallas, Texas (Hillcrest HS)
46 Herron, Julian	LB	6-2	199	Fr.	Arlington, Texas (Bowie HS)	7 Thompson, Derek	QB	6-4	223	Fr.	Glen Rose, Texas (Glen Rose HS)
37 Hill, Kylie	LB	5-11	190	Sr.	Bristow, Okla. (NE Okla. A&M)	72 Tomlinson, Matt	OL	6-5	297	So.	Klein, Texas (Klein HS)
21 Hill, Royce	DB	6-0	177	So.	Houston, Texas (Cypress Ridge HS)	6 Tune, Nathan	QB	6-4	206	Jr.	Celina, Texas (Celina HS)
62 Hollivay, Gabe	OL	6-3	328	Sr.	Hamilton, Miss. (Itawamba CC)	98 Weber, John	DE	6-3	288	Jr.	Harvey, Louisiana (Itawamba CC)
58 Holt, Dan	OL	6-4	299	Fr.	McKinney, Texas (Midwestern State)	63 White, Kyle	DT	6-2	309	Fr.	New Orleans, Louisiana (McDonogh 35 HS)
29 Jackson, Hilbert	DB	6-1	181	Fr.	Rowlett, Texas (Rowlett HS)	23 Williams, Darien	DB	5-10	189	So.	Vernon, Texas (Vernon HS)
15 Jackson, Jamaal	WR	5-10	163	Jr.	Amite, La. (Southwest Miss. CC)	67 Williams, Ryan	OL	6-2	219	Fr.	Southlake, Texas (Carroll HS)
20 Jackson, Jamel	WR	5-9	171	Jr.	Killeen, Texas (Northwestern State)	7 Wilson, Jamal	DB	5-10	181	So.	DeSoto, Texas (DeSoto HS)



## NORTH TEXAS COMBINED TEAM STATISTICS

Date	Opponent	Score	Att.	Record:	Overall	Home	Away	Neutral
Sep 03, 2009	at Ball State Cardinals	W 20-10	16054	All games	2-8	1-4	1-4	0-0
Sep 12, 2009	OHIO	L 30-31	16674	Conference	1-6	1-3	0-3	0-0
Sep 19, 2009	at Alabama	L 7-53	92012	Non-Conference	1-2	0-1	1-1	0-0
* Sep 26, 2009	MIDDLE TENNESSEE	L 21-37	22346	<b>Team Statistics</b>				
* Oct 10, 2009	at Louisiana	L 34-38	12141	<b>FIRST DOWNS</b>				
* Oct 17, 2009	FLORIDA ATLANTIC	L 40-44	23319	Rushing 89 99				
* Oct 24, 2009	at TROY	L 26-50	20032	Passing 106 96				
* Oct 31, 2009	WESTERN KENTUCKY	W 68-49	11214	Penalty 16 18				
* Nov 07, 2009	LOUISIANA-MONROE	L 6-33	12167	<b>RUSHING YARDAGE</b>				
* Nov 14, 2009	at FIU	L 28-35	11128	Rushing Attempts 364 392				
				Average Per Rush 5.1 4.9				
				Average Per Game 186.1 190.3				
				TDs Rushing 24 28				
				<b>PASSING YARDAGE</b>				
				Att-Comp-Int 344-231-13 316-179-4				
				Average Per Pass 6.8 7.2				
				Average Per Catch 10.1 12.7				
				Average Per Game 232.8 227.4				
				TDs Passing 12 16				
				<b>TOTAL OFFENSE</b>				
				Average Per Play 5.9 5.9				
				Average Per Game 418.9 417.7				
				KICK RETURNS: #-Yards 54-1226 46-1026				
				PUNT RETURNS: #-Yards 6-41 20-249				
				INT RETURNS: #-Yards 4-71 13-248				
				FUMBLES-LOST 18-10 20-8				
				PENALTIES-Yards 69-625 63-589				
				PUNTS-AVG 47-37.0 45-42.0				
				TIME OF POSSESSION/Game 31:19 28:41				
				3RD-DOWN Conversions 62/141 53/138				
				4TH-DOWN Conversions 2/11 11/19				
				<b>Interceptions</b>				
				no. yds avg td lg				
				Hill, Royce 2 58 29.0 0 57				
				Phillips, J. 1 13 13.0 0 13				
				Smith, Ira 1 0 0.0 0 0				
				<b>Punting</b>				
				no. yds avg lg tb fc i20 50+ blk				
				Atterberry, W. 45 1752 38.9 59 3 6 19 7 0				
				TEAM 2 -14 -7.0 0 0 0 0 2				
				<b>Punt Returns</b>				
				no. yds avg td lg				
				Carey, Darius 4 36 9.0 0 29				
				Hill, Royce 1 2 2.0 0 2				
				Jackson, Jamaal 1 3 3.0 0 0				
				Total 6 41 6.8 0 29				
				Opponents 20 249 12.4 1 36				
				<b>Kick Returns</b>				
				no. yds avg td lg				
				Hill, Royce 14 383 27.4 0 73				
				Jackson, Jamaal 14 393 28.1 0 53				
				Smith, Ira 10 197 19.7 0 34				
				Carey, Darius 5 73 14.6 0 17				
				Dunbar, Lance 4 57 14.2 0 18				
				Seidle, Bryant 2 29 14.5 0 13				
				Cook, DaWaylon 2 47 23.5 0 25				
				Hamilton, J. 2 40 20.0 0 21				
				Mosley, Micah 1 7 7.0 0 7				
				Total 54 1226 22.7 0 73				
				Opponents 46 1026 22.3 0 81				
				<b>All Purpose</b>				
				g rush rcv pr kr ir total avg/g				
				Dunbar, Lance 10 1120 260 0 57 0 1437 143.7				
				Jackson, Jamaal 10 -1 596 3 393 0 991 99.1				
				Carey, Darius 10 4 443 36 73 0 556 55.6				
				Hill, Royce 10 0 0 2 383 58 443 44.3				
				Outlaw, Michael 10 0 430 0 0 0 430 43.0				
				Total 10 1861 2328 41 1226 71 5527 552.7				
				Opponents 10 1903 2274 249 1026 248 5700 570.0				
				<b>Total Offense</b>				
				g plays rush pass total avg/g				
				Dodge, Riley 8 343 373 1737 2110 263.8				
				Dunbar, Lance 10 166 1120 0 1120 112.0				
				Tune, Nathan 6 100 30 591 621 103.5				
				Montgomery, C. 8 64 267 0 267 33.4				
				Hamilton, J. 7 11 47 0 47 6.7				
				Total 10 708 1861 2328 4189 418.9				
				Opponents 10 708 1903 2274 4177 417.7				
				<b>Rushing</b>				
				gp att gain loss net avg td lg avg/g				
				Dunbar, Lance 10 166 1169 49 1120 6.7 15 71 112.0				
				Dodge, Riley 8 87 455 82 373 4.3 5 38 46.6				
				Montgomery, C. 8 64 294 27 267 4.2 2 25 33.4				
				Hamilton, J. 7 11 51 4 47 4.3 1 18 6.7				
				Mathis, Jeremi 10 11 40 1 39 3.5 0 12 3.9				
				Tune, Nathan 6 12 41 11 30 2.5 0 10 5.0				
				Mosley, Micah 9 3 6 0 6 2.0 0 4 0.7				
				Carey, Darius 10 2 4 0 4 2.0 1 3 0.4				
				Jackson, Jamaal 10 2 8 9 -1 -0.5 0 8 -0.1				
				Baine, Chase 1 1 0 1 -1 -1.0 0 0 -1.0				
				TEAM 5 5 0 23 -23 -4.6 0 0 -4.6				
				Total 10 364 2068 207 1861 5.1 24 71 186.1				
				Opponents 10 392 2166 263 1903 4.9 28 61 190.3				
				<b>Passing</b>				
				gp effc comp-att-int pct yds td lg avg/g				
				Dodge, Riley 8 125.51 171-256-11 66.8 1737 8 69 217.1				
				Tune, Nathan 6 135.05 60-88-2 68.2 591 4 60 98.5				
				Total 10 127.95 231-344-13 67.2 2328 12 69 232.8				
				Opponents 10 131.27 179-316-4 56.6 2274 16 58 227.4				
				<b>Receiving</b>				
				gp no. yds avg td lg avg/g				
				Jackson, Jamaal 10 59 596 10.1 4 69 59.6				
				Carey, Darius 10 46 443 9.6 4 23 44.3				
				Outlaw, Michael 10 35 430 12.3 2 46 43.0				
				Dunbar, Lance 10 24 260 10.8 2 60 26.0				
				Lewis, B.J. 9 16 208 13.0 0 34 23.1				
				Lott, Alex 10 15 127 8.5 0 27 12.7				
				Montgomery, C. 8 11 87 7.9 0 19 10.9				
				Rucker, Forrest 6 7 72 10.3 0 21 12.0				
				Dickerson, K. 7 6 55 9.2 0 18 7.9				
				Roberson, Sam 5 3 39 13.0 0 26 7.8				
				Taylor, Willie 3 3 7 2.3 0 4 2.3				
				Hamilton, J. 7 2 12 6.0 0 6 1.7				
				Seidle, Bryant 10 1 8 8.0 0 8 0.8				
				Brainard, Chris 3 1 6 6.0 0 6 2.0				
				Mosley, Micah 9 1 -4 -4.0 0 0 -0.4				
				Dodge, Riley 8 1 -18 -18.0 0 0 -2.2				
				Total 10 231 2328 10.1 12 69 232.8				
				Opponents 10 179 2274 12.7 16 58 227.4				
				<b>Field Goals</b>				
				fg pct. 01-19 20-29 30-39 40-49 50-99 lg blk				
				Knott, Jeremy 10-13 76.9 2-2 4-4 3-4 1-3 0-0 41 1				
				<b>Scoring</b>				
				td fg kick rush rcv pass dxp saf pts				
				Dunbar, Lance 17 - - - - - - - - 102				
				Knott, Jeremy - 10-13 32-35 - - - - - - 62				
				Carey, Darius 5 - - - - - - - - 30				
				Dodge, Riley 5 - - - - - - - - 30				
				Jackson, Jamaal 4 - - - - - - - - 24				
				Outlaw, Michael 2 - - - - - - - - 12				
				Montgomery, C. 2 - - - - - - - - 12				
				Hamilton, J. 1 - - - - - - - - 6				
				Gilmore, E. - - - - - - - 1 2				
				Deans, Trent - - 0-1 - - - - - - 0				
				Total 36 10-13 32-36 - - - - 1 280				
				Opponents 48 15-17 43-47 - 1 1-1 - 1 380				



## NORTH TEXAS OVERALL TEAM STATISTICS

Team Statistics	NT	OPP
SCORING	280	380
Points Per Game	28.0	38.0
FIRST DOWNS	211	213
Rushing	89	99
Passing	106	96
Penalty	16	18
RUSHING YARDAGE	1861	1903
Yards gained rushing	2068	2166
Yards lost rushing	207	263
Rushing Attempts	364	392
Average Per Rush	5.1	4.9
Average Per Game	186.1	190.3
TDs Rushing	24	28
PASSING YARDAGE	2328	2274
Att-Comp-Int	344-231-13	316-179-4
Average Per Pass	6.8	7.2
Average Per Catch	10.1	12.7
Average Per Game	232.8	227.4
TDs Passing	12	16
TOTAL OFFENSE	4189	4177
Total Plays	708	708
Average Per Play	5.9	5.9
Average Per Game	418.9	417.7
KICK RETURNS: #-Yards	54-1226	46-1026
PUNT RETURNS: #-Yards	6-41	20-249
INT RETURNS: #-Yards	4-71	13-248
KICK RETURN AVERAGE	22.7	22.3
PUNT RETURN AVERAGE	6.8	12.4
INT RETURN AVERAGE	17.8	19.1
FUMBLES-LOST	18-10	20-8
PENALTIES-Yards	69-625	63-589
Average Per Game	62.5	58.9
PUNTS-Yards	47-1738	45-1888
Average Per Punt	37.0	42.0
Net punt average	30.4	39.3
TIME OF POSSESSION/Game	31:19	28:41
3RD-DOWN Conversions	62/141	53/138
3rd-Down Pct	44%	38%
4TH-DOWN Conversions	2/11	11/19
4th-Down Pct	18%	58%
SACKS BY-Yards	13-81	10-72
MISC YARDS	0	0
TOUCHDOWNS SCORED	36	48
FIELD GOALS-ATTEMPTS	10-13	15-17
ON-SIDE KICKS	0-0	0-0
RED-ZONE SCORES	68-84 81%	76-84 90%
RED-ZONE TOUCHDOWNS	50-84 60%	60-84 71%
PAT-ATTEMPTS	32-36 89%	43-47 91%
ATTENDANCE	171440	302734
Games/Avg Per Game	10/17144	10/30273
Neutral Site Games		0/0

Score by Quarters	1st	2nd	3rd	4th	OT	Total
North Texas	64	72	82	52	10	280
Opponents	82	134	81	72	11	380





## NORTH TEXAS INDIVIDUAL STATISTICS

Rushing	gp	att	gain	loss	net	avg	td	lg	avg/g
Dunbar, Lance	10	166	1169	49	1120	6.7	15	71	112.0
Dodge, Riley	8	87	455	82	373	4.3	5	38	46.6
Montgomery, C.	8	64	294	27	267	4.2	2	25	33.4
Hamilton, J.	7	11	51	4	47	4.3	1	18	6.7
Mathis, Jeremi	10	11	40	1	39	3.5	0	12	3.9
Tune, Nathan	6	12	41	11	30	2.5	0	10	5.0
Mosley, Micah	9	3	6	0	6	2.0	0	4	0.7
Carey, Darius	10	2	4	0	4	2.0	1	3	0.4
Jackson, Jamaal	10	2	8	9	-1	-0.5	0	8	-0.1
Baine, Chase	1	1	0	1	-1	-1.0	0	0	-1.0
TEAM	5	5	0	23	-23	-4.6	0	0	-4.6
Total	10	364	2068	207	1861	5.1	24	71	186.1
Opponents	10	392	2166	263	1903	4.9	28	61	190.3

Passing	gp	effic	comp-att-int	pct	yds	td	lg	avg/g
Dodge, Riley	8	125.51	171-256-11	66.8	1737	8	69	217.1
Tune, Nathan	6	135.05	60-88-2	68.2	591	4	60	98.5
Total	10	127.95	231-344-13	67.2	2328	12	69	232.8
Opponents	10	131.27	179-316-4	56.6	2274	16	58	227.4

Receiving	gp	no.	yds	avg	td	lg	avg/g
Jackson, Jamaal	10	59	596	10.1	4	69	59.6
Carey, Darius	10	46	443	9.6	4	23	44.3
Outlaw, Michael	10	35	430	12.3	2	46	43.0
Dunbar, Lance	10	24	260	10.8	2	60	26.0
Lewis, B.J.	9	16	208	13.0	0	34	23.1
Lott, Alex	10	15	127	8.5	0	27	12.7
Montgomery, C.	8	11	87	7.9	0	19	10.9
Rucker, Forrest	6	7	72	10.3	0	21	12.0
Dickerson, K.	7	6	55	9.2	0	18	7.9
Roberson, Sam	5	3	39	13.0	0	26	7.8
Taylor, Willie	3	3	7	2.3	0	4	2.3
Hamilton, J.	7	2	12	6.0	0	6	1.7
Seidle, Bryant	10	1	8	8.0	0	8	0.8
Brainard, Chris	3	1	6	6.0	0	6	2.0
Mosley, Micah	9	1	-4	-4.0	0	0	-0.4
Dodge, Riley	8	1	-18	-18.0	0	0	-2.2
Total	10	231	2328	10.1	12	69	232.8
Opponents	10	179	2274	12.7	16	58	227.4

Punt Returns	no.	yds	avg	td	lg
Carey, Darius	4	36	9.0	0	29
Hill, Royce	1	2	2.0	0	2
Jackson, Jamaal	1	3	3.0	0	0
Total	6	41	6.8	0	29
Opponents	20	249	12.4	1	36

Interceptions	no.	yds	avg	td	lg
Hill, Royce	2	58	29.0	0	57
Phillips, J.	1	13	13.0	0	13
Smith, Ira	1	0	0.0	0	0
Total	4	71	17.8	0	57
Opponents	13	248	19.1	3	70

Kick Returns	no.	yds	avg	td	lg
Jackson, Jamaal	14	393	28.1	0	53
Hill, Royce	14	383	27.4	0	73
Smith, Ira	10	197	19.7	0	34
Carey, Darius	5	73	14.6	0	17
Dunbar, Lance	4	57	14.2	0	18
Cook, DaWaylon	2	47	23.5	0	25
Seidle, Bryant	2	29	14.5	0	13
Hamilton, J.	2	40	20.0	0	21
Mosley, Micah	1	7	7.0	0	7
Total	54	1226	22.7	0	73
Opponents	46	1026	22.3	0	81

Fumble Returns	no.	yds	avg	td	lg
Cook, DaWaylon	2	31	15.5	0	16
Total	2	31	15.5	0	16
Opponents	1	10	10.0	0	10



## NORTH TEXAS INDIVIDUAL STATISTICS

Scoring	td	fg	PAT				dxp	saf	pts
			kick	rush	rcv	pass			
Dunbar, Lance	17	-	-	-	-	-	-	102	
Knott, Jeremy	-	10-13	32-35	-	-	-	-	62	
Carey, Darius	5	-	-	-	-	-	-	30	
Dodge, Riley	5	-	-	-	-	-	-	30	
Jackson, Jamaal	4	-	-	-	-	-	-	24	
Montgomery, C.	2	-	-	-	-	-	-	12	
Outlaw, Michael	2	-	-	-	-	-	-	12	
Hamilton, J.	1	-	-	-	-	-	-	6	
Gilmore, E.	-	-	-	-	-	-	1	2	
Deans, Trent	-	-	0-1	-	-	-	-	0	
Total	36	10-13	32-36	-	-	-	1	280	
Opponents	48	15-17	43-47	-	1	1-1	1	380	

Total Offense	g	plays	rush	pass	total	avg/g
Dodge, Riley	8	343	373	1737	2110	263.8
Dunbar, Lance	10	166	1120	0	1120	112.0
Tune, Nathan	6	100	30	591	621	103.5
Montgomery, C.	8	64	267	0	267	33.4
Hamilton, J.	7	11	47	0	47	6.7
Mathis, Jeremi	10	11	39	0	39	3.9
Mosley, Micah	9	3	6	0	6	0.7
Carey, Darius	10	2	4	0	4	0.4
Baine, Chase	1	1	-1	0	-1	-1.0
Jackson, Jamaal	10	2	-1	0	-1	-0.1
TEAM	5	5	-23	0	-23	-4.6
Total	10	708	1861	2328	4189	418.9
Opponents	10	708	1903	2274	4177	417.7

Field Goals	fg	pct.	01-19	20-29	30-39	40-49	50-99	lg	blk
Knott, Jeremy	10-13	76.9	2-2	4-4	3-4	1-3	0-0	41	1

FG Sequence	North Texas	Opponents
Ball State Cardinals	47,(24),47,(19)	(21),31
OHIO	(32),(18),(22)	(44),(47),(35)
Alabama	-	(35),(20)
Middle Tennessee	37	(20),(31),(48)
Louisiana	(41),(27)	(45)
Florida Atlantic	-	(26)
TROY	-	(30),(38)
Western Kentucky	(29)	-
Louisiana-Monroe	(30),(36)	(43),36,(43)

Punting	no.	yds	avg	lg	tb	fc	i20	50+	blk
Atterberry, W.	45	1752	38.9	59	3	6	19	7	0
TEAM	2	-14	-7.0	0	0	0	0	0	2
Total	47	1738	37.0	59	3	6	19	7	2
Opponents	45	1888	42.0	63	4	17	11	9	1

Kickoffs	no.	yds	avg	tb	ob	retn	net	ydln
Knott, Jeremy	53	3281	61.9	5	3			
Deans, Trent	1	45	45.0	0	1			
Atterberry, W.	1	67	67.0	0	0			
Total	55	3393	61.7	5	4	22.3	41.2	28
Opponents	69	4159	60.3	9	5	22.7	39.9	30

All Purpose	g	rush	rcv	pr	kr	ir	total	avg/g
Dunbar, Lance	10	1120	260	0	57	0	1437	143.7
Jackson, Jamaal	10	-1	596	3	393	0	991	99.1
Carey, Darius	10	4	443	36	73	0	556	55.6
Hill, Royce	10	0	0	2	383	58	443	44.3
Outlaw, Michael	10	0	430	0	0	0	430	43.0
Dodge, Riley	8	373	-18	0	0	0	355	44.4
Montgomery, C.	8	267	87	0	0	0	354	44.2
Lewis, B.J.	9	0	208	0	0	0	208	23.1
Smith, Ira	10	0	0	0	197	0	197	19.7
Lott, Alex	10	0	127	0	0	0	127	12.7
Hamilton, J.	7	47	12	0	40	0	99	14.1
Rucker, Forrest	6	0	72	0	0	0	72	12.0
Dickerson, K.	7	0	55	0	0	0	55	7.9
Cook, DaWaylon	10	0	0	0	47	0	47	4.7
Mathis, Jeremi	10	39	0	0	0	0	39	3.9
Roberson, Sam	5	0	39	0	0	0	39	7.8
Seidle, Bryant	10	0	8	0	29	0	37	3.7
Tune, Nathan	6	30	0	0	0	0	30	5.0
Phillips, J.	10	0	0	0	0	13	13	1.3
Mosley, Micah	9	6	-4	0	7	0	9	1.0
Taylor, Willie	3	0	7	0	0	0	7	2.3
Brainard, Chris	3	0	6	0	0	0	6	2.0
Baine, Chase	1	-1	0	0	0	0	-1	-1.0
TEAM	5	-23	0	0	0	0	-23	-4.6
Total	10	1861	2328	41	1226	71	5527	552.7



## NORTH TEXAS DEFENSIVE STATISTICS

##	Defensive Leaders	gp	Tackles			Sacks	Pass defense		Fumbles		blkd
			ua	a	tot	tfl/yds	no-yds	int-yds	brup	qbh	rcv-yds
42	Robertson, C.	10	54	35	89	3.0-6	1.5-2	.	3	1	1-0
10	Cook, DaWaylon	10	50	15	65	1.0-2	.	.	3	.	2-31
44	Nwigwe, Tobe	6	46	11	57	6.0-13	.	.	.	.	.
25	Smith, Ira	10	32	16	48	0.5-0	.	1-0	2	.	.
22	Adams, Adryan	10	33	11	44	3.0-7	.	.	5	.	.
37	Hill, Kylie	8	28	14	42	1.0-1	.	.	3	.	.
21	Hill, Royce	10	32	9	41	1.0-3	.	2-58	1	.	1-0
47	Akpunku, B.	10	34	7	41	11.5-54	6.0-34	.	.	.	1-0
31	Penson, A.J.	10	16	24	40	2.5-10	.	.	1	.	.
45	Phillips, J.	10	19	10	29	1.5-7	.	1-13	1	.	.
94	Gilmore, E.	10	16	12	28	6.5-27	2.5-19	.	3	2	1-0
99	Atkinson, S.	10	16	11	27	2.0-14	2.0-14	.	.	.	2-0
48	Obi, K.C.	10	17	8	25	4.0-13	.	.	.	.	.
92	Ross, Draylen	10	6	10	16	0.5-3	0.5-3	.	1	.	.
96	Cantly, Tevinn	10	4	12	16	.	0.5-0	.	.	.	.
23	Williams, D.	9	10	3	13	.	.	.	1	.	.
91	Jackson, Kelvin	9	7	5	12	1.0-2	.	.	1	.	.
52	Owusu-Hemeng, S	9	7	3	10	3.0-18	1.0-9	.	.	3	.
27	Gordon, Robby	9	4	3	7	.	.	.	.	.	.
84	Brown, Greg	10	6	.	6	.	.	.	.	.	.
18	Shorter, John	9	6	.	6	.	.	.	.	.	.
2	Hamilton, J.	7	6	.	6	.	.	.	.	.	.
53	Prior, Daniel	8	4	2	6	.	.	.	.	.	.
54	Deheck, Robbie	10	2	3	5	.	.	.	.	.	.
35	Bush, Antoine	3	3	1	4	.	.	.	1	.	.
34	Neal, Chris	8	2	1	3	.	.	.	.	.	.
63	White, Kyle	2	.	3	3	.	.	.	.	.	.
32	Mosley, Micah	9	2	1	3	.	.	.	.	.	.
80	Dickerson, K.	7	3	.	3	.	.	.	.	.	.
83	Seidle, Bryant	10	1	2	3	.	.	.	.	.	.
24	Mathis, Jeremi	10	1	2	3	.	.	.	.	.	.
95	DeSoto, Jessie	5	1	1	2	.	.	.	.	.	.
26	Montgomery, C.	8	.	2	2	.	.	.	.	.	.
5	Dunbar, Lance	10	1	1	2	.	.	.	.	.	.
11	Dodge, Riley	8	1	.	1	.	.	.	.	.	.
6	Tune, Nathan	6	1	.	1	.	.	.	.	.	.
49	Knott, Jeremy	10	1	.	1	.	.	.	.	.	.
41	Atterberry, W.	10	1	.	1	.	.	.	.	.	.
86	Davidson, C.	10	.	1	1	.	.	.	.	.	.
64	Gill, Victor	8	1	.	1	.	.	.	.	.	.
4	Lott, Alex	10	1	.	1	.	.	.	.	.	.
89	Rucker, Forrest	6	1	.	1	.	.	.	.	.	.
Total		10	476	239	715	48-180	13-81	4-71	26	6	8-31
Opponents		10	495	230	725	64-224	10-72	13-248	29	7	10-10





## NORTH TEXAS RED-ZONE RESULTS

### North Texas Inside Opponent Red-Zone

Date	Opponent	Score	North Texas Inside Opponent Red-Zone							Failed to score inside RZ					
			Times In RZ	Times Scored	Total Pts	TDs	Rush TDs	Pass TDs	FGs Made	FGA	Down	Int	Fumb	Half	Game
Sep 03, 2009	at Ball State Cardinals	W 20-10	6	4	20	2	1	1	2	0	0	1	0	1	0
Sep 12, 2009	OHIO	L 30-31	7	6	30	3	2	1	3	0	0	0	1	0	0
Sep 19, 2009	at Alabama	L 7-53	0	0	0	0	0	0	0	0	0	0	0	0	
Sep 26, 2009	MIDDLE TENNESSEE	L 21-37	4	2	14	2	2	0	0	1	0	0	1	0	0
Oct 10, 2009	at Louisiana	L 34-38	4	4	24	3	3	0	1	0	0	0	0	0	0
Oct 17, 2009	FLORIDA ATLANTIC	L 40-44	4	4	27	4	3	1	0	0	0	0	0	0	0
Oct 24, 2009	at TROY	L 26-50	2	2	14	2	1	1	0	0	0	0	0	0	0
Oct 31, 2009	WESTERN KENTUCKY	W 68-49	9	8	52	7	4	3	1	0	0	0	0	1	0
Nov 07, 2009	LOUISIANA-MONROE	L 6-33	3	2	6	0	0	0	2	0	1	0	0	0	0
Nov 14, 2009	at FIU	L 28-35	3	2	14	2	1	1	0	0	1	0	0	0	0
Totals			42	34	201	25	17	8	9	1	2	1	2	2	0
34 of 42 (81.0%)															

### Opponents Inside North Texas Red-Zone

Date	Opponent	Score	Opponents Inside North Texas Red-Zone							Failed to score inside RZ					
			Times In RZ	Times Scored	Total Pts	TDs	Rush TDs	Pass TDs	FGs Made	FGA	Down	Int	Fumb	Half	Game
Sep 03, 2009	at Ball State Cardinals	W 20-10	3	1	3	0	0	0	1	1	0	1	0	0	0
Sep 12, 2009	OHIO	L 30-31	2	2	11	1	0	1	1	0	0	0	0	0	0
Sep 19, 2009	at Alabama	L 7-53	7	7	40	5	5	0	2	0	0	0	0	0	0
Sep 26, 2009	MIDDLE TENNESSEE	L 21-37	4	4	20	2	2	0	2	0	0	0	0	0	0
Oct 10, 2009	at Louisiana	L 34-38	2	2	14	2	1	1	0	0	0	0	0	0	0
Oct 17, 2009	FLORIDA ATLANTIC	L 40-44	6	6	38	5	3	2	1	0	0	0	0	0	0
Oct 24, 2009	at TROY	L 26-50	7	6	38	5	5	0	1	0	0	0	1	0	0
Oct 31, 2009	WESTERN KENTUCKY	W 68-49	5	5	35	5	3	2	0	0	0	0	0	0	0
Nov 07, 2009	LOUISIANA-MONROE	L 6-33	4	3	20	3	1	2	0	1	0	0	0	0	0
Nov 14, 2009	at FIU	L 28-35	2	2	14	2	1	1	0	0	0	0	0	0	0
Totals			42	38	233	30	21	9	8	2	0	1	1	0	0
38 of 42 (90.5%)															



## NORTH TEXAS GAME SUPERLATIVES

### Individual Game Highs

Rushes	32	Dunbar, Lance at Louisiana (Oct 10, 2009)
Yards Rushing	238	Dunbar, Lance vs Florida Atlantic (Oct 17, 2009)
TD Rushes	4	Dunbar, Lance at Louisiana (Oct 10, 2009)
Long Rush	71	Dunbar, Lance vs Western Kentucky (Oct 31, 2009)
Pass attempts	54	Dodge, Riley vs Middle Tennessee (Sep 26, 2009)
Pass completions	35	Dodge, Riley vs Middle Tennessee (Sep 26, 2009)
Yards Passing	314	Dodge, Riley at FIU (Nov 14, 2009)
TD Passes	4	Dodge, Riley vs Western Kentucky (Oct 31, 2009)
Long Pass	69	Dodge, Riley vs Florida Atlantic (Oct 17, 2009)
Receptions	11	Jackson, Jamaal vs Middle Tennessee (Sep 26, 2009)
Yards Receiving	112	Outlaw, Michael at TROY (Oct 24, 2009)
TD Receptions	2	Jackson, Jamaal vs Western Kentucky (Oct 31, 2009)
	2	Carey, Darius vs Western Kentucky (Oct 31, 2009)
Long Reception	69	Jackson, Jamaal vs Florida Atlantic (Oct 17, 2009)
Field Goals	3	Knott, Jeremy vs OHIO (Sep 12, 2009)
Long Field Goal	41	Knott, Jeremy at Louisiana (Oct 10, 2009)
Punts	9	Atterberry, W. at Alabama (Sep 19, 2009)
Punting Avg	52.0	Atterberry, W. vs Florida Atlantic (Oct 17, 2009)
Long Punt	59	Atterberry, W. vs Florida Atlantic (Oct 17, 2009)
Long Punt Return	29	Carey, Darius vs Louisiana-Monroe (Nov 07, 2009)
Long Kickoff Return	73	Hill, Royce vs Middle Tennessee (Sep 26, 2009)
Tackles	15	Nwigwe, Tobe vs OHIO (Sep 12, 2009)
Sacks	2.0	Akpunku, B. vs OHIO (Sep 12, 2009)
	2.0	Atkinson, S. vs OHIO (Sep 12, 2009)
Tackles For Loss	3.0	Akpunku, B. vs OHIO (Sep 12, 2009)
	3.0	Akpunku, B. vs Middle Tennessee (Sep 26, 2009)
Interceptions	1	Hill, Royce at Ball State Cardinals (Sep 03, 2009)
	1	Hill, Royce vs OHIO (Sep 12, 2009)
	1	Phillips, J. vs Western Kentucky (Oct 31, 2009)
	1	Smith, Ira vs Louisiana-Monroe (Nov 07, 2009)

### Team Game Highs

Rushes	51	at Ball State Cardinals (Sep 03, 2009)
Yards Rushing	321	vs Western Kentucky (Oct 31, 2009)
Yards Per Rush	7.5	vs Florida Atlantic (Oct 17, 2009)
TD Rushes	5	vs Western Kentucky (Oct 31, 2009)
Pass attempts	54	vs Middle Tennessee (Sep 26, 2009)
Pass completions	35	vs Middle Tennessee (Sep 26, 2009)
Yards Passing	314	at FIU (Nov 14, 2009)
Yards Per Pass	10.2	vs Florida Atlantic (Oct 17, 2009)
TD Passes	4	vs Western Kentucky (Oct 31, 2009)
Total Plays	84	at Ball State Cardinals (Sep 03, 2009)
Total Offense	583	vs Western Kentucky (Oct 31, 2009)
Yards Per Play	8.6	vs Florida Atlantic (Oct 17, 2009)
Points	68	vs Western Kentucky (Oct 31, 2009)
Sacks By	5	vs OHIO (Sep 12, 2009)
First Downs	31	vs Western Kentucky (Oct 31, 2009)
Penalties	11	at Louisiana (Oct 10, 2009)
Penalty Yards	92	at FIU (Nov 14, 2009)
Turnovers	5	vs Middle Tennessee (Sep 26, 2009)
Interceptions By	1	at Ball State Cardinals (Sep 03, 2009)
	1	vs OHIO (Sep 12, 2009)
	1	vs Western Kentucky (Oct 31, 2009)
	1	vs Louisiana-Monroe (Nov 07, 2009)



## OPPONENT GAME SUPERLATIVES

### Opponent Individual Game Highs

Rushes	29	Morris, Alfred, vs Florida Atlantic (Oct 17, 2009)
Yards Rushing	147	Morris, Alfred, vs Florida Atlantic (Oct 17, 2009)
TD Rushes	2	Terry Grant, at Alabama (Sep 19, 2009)
	2	Dasher, Dwight, vs Middle Tennessee (Sep 26, 2009)
	2	Morris, Alfred, vs Florida Atlantic (Oct 17, 2009)
	2	Harris, DuJuan, at TROY (Oct 24, 2009)
	2	Rainey, Bobby, vs Western Kentucky (Oct 31, 2009)
	2	Booker, Marell, vs Western Kentucky (Oct 31, 2009)
	2	Goodin, Frank, vs Louisiana-Monroe (Nov 07, 2009)
	2	Berry, Kendall, at FIU (Nov 14, 2009)
Long Rush	61	Booker, Marell, vs Western Kentucky (Oct 31, 2009)
Pass attempts	44	Brown, Levi, at TROY (Oct 24, 2009)
Pass completions	27	Brown, Levi, at TROY (Oct 24, 2009)
Yards Passing	469	Brown, Levi, at TROY (Oct 24, 2009)
TD Passes	3	Smith, Rusty, vs Florida Atlantic (Oct 17, 2009)
Long Pass	58	Brown, Levi, at TROY (Oct 24, 2009)
Receptions	9	Gaebler, Jake, vs Western Kentucky (Oct 31, 2009)
Yards Receiving	187	Sapp, LaGregory, vs Louisiana-Monroe (Nov 07, 2009)
TD Receptions	2	Sapp, LaGregory, vs Louisiana-Monroe (Nov 07, 2009)
Long Reception	58	Williams, C., at TROY (Oct 24, 2009)
Field Goals	3	WELLER, Matt, vs OHIO (Sep 12, 2009)
	3	Gendreau, Alan, vs Middle Tennessee (Sep 26, 2009)
Long Field Goal	48	Gendreau, Alan, vs Middle Tennessee (Sep 26, 2009)
Punts	10	DeFatta, David, vs Middle Tennessee (Sep 26, 2009)
Punting Avg	51.5	Love, Scott, vs Louisiana-Monroe (Nov 07, 2009)
Long Punt	63	KOVANDA, Scott, at Ball State Cardinals (Sep 03, 2009)
Long Punt Return	36	Javier Arenas, at Alabama (Sep 19, 2009)
Long Kickoff Return	81	Brooks, Derrius, vs Western Kentucky (Oct 31, 2009)
Tackles	14	KELLER, Noah, vs OHIO (Sep 12, 2009)
Sacks	1.0	NOTESTINE, Dak, vs OHIO (Sep 12, 2009)
	1.0	WEAVER, Brandon, vs OHIO (Sep 12, 2009)
	1.0	Lanaux, Chris, at Louisiana (Oct 10, 2009)
	1.0	Woods, Bear, at TROY (Oct 24, 2009)
	1.0	Peterson, K., vs Western Kentucky (Oct 31, 2009)
	1.0	Prelow, Darius, vs Louisiana-Monroe (Nov 07, 2009)
	1.0	Jackson, Cardia, vs Louisiana-Monroe (Nov 07, 2009)

### Opponent Team Game Highs

Rushes	45	at Alabama (Sep 19, 2009)
	45	vs Middle Tennessee (Sep 26, 2009)
Yards Rushing	281	vs Western Kentucky (Oct 31, 2009)
Yards Per Rush	7.4	vs Western Kentucky (Oct 31, 2009)
TD Rushes	5	at Alabama (Sep 19, 2009)
	5	at TROY (Oct 24, 2009)
	5	vs Western Kentucky (Oct 31, 2009)
Pass attempts	50	at TROY (Oct 24, 2009)
Pass completions	30	at TROY (Oct 24, 2009)
Yards Passing	492	at TROY (Oct 24, 2009)
Yards Per Pass	12.8	vs Louisiana-Monroe (Nov 07, 2009)
TD Passes	3	vs Florida Atlantic (Oct 17, 2009)
Total Plays	94	at TROY (Oct 24, 2009)
Total Offense	697	at TROY (Oct 24, 2009)
Yards Per Play	7.4	at TROY (Oct 24, 2009)
Points	53	at Alabama (Sep 19, 2009)
Sacks By	3	vs Louisiana-Monroe (Nov 07, 2009)
First Downs	29	vs Florida Atlantic (Oct 17, 2009)
	29	at TROY (Oct 24, 2009)
Penalties	14	vs OHIO (Sep 12, 2009)
Penalty Yards	138	vs OHIO (Sep 12, 2009)
Turnovers	3	vs OHIO (Sep 12, 2009)
Interceptions By	3	vs Middle Tennessee (Sep 26, 2009)
	3	at Louisiana (Oct 10, 2009)