



MEAN GREEN™

2009 University of North Texas Football

Quick Facts Coaches

Todd Dodge (Texas, '87)
 North Texas Record..... 5-28 (Third Year)
 vs. FIU0-2
 Overall Record..... 5-28 (Third Year)
 vs. FIU0-2

Mario Cristobal (Miami '93)
 FIU Record 8-25 (Third Year)
 vs. North Texas2-0
 Overall Record..... 8-25 (Third Year)
 vs. North Texas2-0

Series

The series between North Texas and FIU is tied at 2-2.

Radio

Mean Green Radio Network -KWRD
 100.7 FM (Dallas/Fort Worth) and KNTU
 88.1 FM (Denton). George Dunham (Play-
 by-Play) and Hank Dickenson (Color).

Internet

The live broadcast of the game can be accessed on the internet through the North Texas athletic web site or the KWRD web site. To access the broadcast on the internet go to MeanGreenSports.com or thewordfm.com.

Athletic Media Relations

Football Contacts: Eric Capper (Coach Dodge) and Steven Bartolotta (Players)

Capper Work 940-565-2476
 Cell 940-367-0727
 Email eric.capper@unt.edu
 Bartolotta Work 940-369-8329
 Cell 817-300-1931
 Email..... steven.bartolotta@unt.edu



GAME 10



NORTH TEXAS (2-7, 1-5) vs FIU (2-7, 2-4)
November 14, 2009 • FIU Stadium (18,000)
Miami, Florida • 6:05 p.m. CT

THE PARTICULARS

North Texas travels to Miami to take on Florida International. There is no television for the game but it can be heard on the Mean Green Radio Network. Kick-off is set for 6 p.m.

THE PRINCIPALS

North Texas heads back on the road to face an FIU team with an identical record. Both teams are coming off tough losses, the Mean Green to ULM and FIU to MTSU on the road. The Golden Panthers are playing just their fourth home game of the season, as they are 1-2 at home on the year. North Texas has two of its final three games away from home and is 1-3 on the road this season.

THE SERIES

North Texas and FIU have each won two games as the series is tied at 2-2. The two teams first met in 2005 in Miami, a 13-10 North Texas win. A year later an epic seven-overtime battle put the two teams into the record books as the Mean Green outlasted FIU that night 25-22. The Golden Panthers have won the last two meetings against North Texas.

NEXT GAME

North Texas returns home to close out the home portion of its schedule with a battle against Army while FIU plays its final non-conference game of the year against the No. 1 team in the land in Florida.

North Texas (2-7, 1-5 Sun Belt)			FIU (2-7, 2-4 Sun Belt)		
Sept. 3	at Ball State	W, 20-10	Sept. 12	at Alabama	L, 40-14
Sept. 12	vs. Ohio	L, 31-30 2OT	Sept. 19	at Rutgers	L, 23-15
Sept. 19	at No. 4 Alabama	L, 53-7	Sept. 26	vs. Toledo	L, 41-31
Sept. 26	vs. Middle Tennessee*	L, 37-21	Oct. 3	at ULM*	L, 48-35
Oct. 10	at Louisiana-Lafayette*	L, 38-34	Oct. 10	at Western Kentucky*	W, 37-20
Oct. 17	vs. Florida Atlantic*	L, 44-40	Oct. 17	vs. Troy*	L, 42-33
Oct. 24	at Troy*	L, 50-26	Oct. 24	at Arkansas State*	L, 27-10
Oct. 31	vs. Western Kentucky*	W, 68-49	Oct. 31	vs. Louisiana-Lafayette*	W, 20-17 OT
Nov. 7	vs. ULM*	L, 33-6	Nov. 7	at Middle Tennessee*	L, 48-21
Nov. 14	at Florida International*	6 p.m.	Nov. 14	vs. North Texas*	6 p.m.
Nov. 21	vs. Army	3 p.m.	Nov. 21	at Florida	TBA
Nov. 28	at Arkansas State*	2 p.m.	Dec. 5	vs. Florida Atlantic*	6 p.m.
*Sun Belt Conference Game			*Sun Belt Conference Game		
All Times Central			All Times Central		



MEAN GREEN

North Texas Quick Facts

Location.....	Denton, Texas
Founded.....	1890
President.....	Dr. Gretchen Bataille
Enrollment.....	34,795
Founded.....	1890
Athletic Director.....	Rick Villarreal
Nickname.....	Mean Green
Colors.....	Green and White
Home Field.....	Fouts Field
Capacity.....	30,500
Surface.....	Artificial
First Year of Football.....	1913
Years of Football.....	93
Conference.....	Sun Belt
Head Coach.....	Todd Dodge (Third Year)
Overall Record.....	5-28
Record at North Texas.....	5-28
Primary Offense.....	Spread
Primary Defense.....	4-3

Mean Green Team Record

Overall.....	467-438-34
Home.....	249-130-12
Fouts Field.....	149-79-7
Away.....	215-303-22
Neutral.....	2-5
Since Div. I-A (1995).....	58-114

Versus Other Div. I-A Conferences

ACC.....	0-2
Big East.....	0-1
Big 12.....	7-55
Big 10.....	0-0
Conference USA.....	34-44-1
Independent.....	1-1
Mid-American.....	2-4
Mountain West.....	6-15
Pac-10.....	2-5
SEC.....	4-32
Sun Belt.....	66-60-2
WAC.....	34-75-2

Under Todd Dodge

Overall.....	5-28
Home.....	3-12
Away.....	2-15
August.....	0-1
September.....	1-10
October.....	2-10
November.....	2-6
December.....	0-1

Team Streaks

Wins.....	0
Home Wins.....	0
Away Wins.....	0
Sun Belt Wins.....	0
Losses.....	1
Home Losses.....	1
Away Losses.....	3
Non-Sun Belt Losses.....	2
Wins When Holding Opponents to 10 Points or Under.....	26
Wins When Scoring 30 Points or More.....	1

Media availability for Week 10 vs. FIU

Monday 9	Tuesday 10	Wednesday 11	Thursday 12	Friday 13	Saturday 14	Sunday 15
Sun Belt Teleconference - Coach Dodge at 11:08 a.m.	Practice at Athletic Center 3:15 p.m.	Practice at Athletic Center 3:15 p.m.	Practice at Athletic Center 3:15 p.m.	Team walk- through	Kick-off with FIU, 6:00 p.m.	Off Day
Coach Dodge Radio Show 12-1 p.m.	Only day for player availability after practice	Coach Dodge available for out of town meeting on the phone.	No player availability	Charter plane leaves for Miami		No player availability
Notes Package Released		No player availability		No player availability		
Practice 6:35 at Fouts Field						
No player availability						

A CLOSER LOOK AT FIU

Head Coach Mario Cristobal – He is in his third season at FIU and has strong ties to the South Florida area. He arrived at FIU after coaching three seasons at his alma mater Miami. Prior to coaching at Miami, he was at Rutgers from 2001-03 and helped lay the foundation for the program's resurgence. At FIU, Cristobal led the Golden Panthers to a 5-7 season in 2008, which tied for the most wins in school history at FIU. Cristobal was named the SBC Coach of the Year by The Sporting News after his success last season.

The Matchup – North Texas and FIU enter the game with two struggling defense's. The Mean Green continues to lead the Sun Belt Conference in rushing while FIU ranks 118th in the country in stopping the run. The Golden Panthers total defense ranks 118th in the country. North Texas has fallen to 107 in total defense and 116 in scoring defense. Lance Dunbar continues to lead the Sun Belt Conference in rushing with 111 yards a game. Jamaal Jackson has emerged on the kickoff return front as he is averaging over 30-yards a return, ninth in the country. Royce Hill is ranked 25th for North Texas while T.Y. Hilton for FIU is the 2nd leading return man in the nation. FIU also has the top punt return unit in the Sun Belt Conference this season, averaging 13 yards a return. The magic number this season for FIU has been 20 points as there two wins have been when holding their opponent under that number while they are 0-7 when allowing 20 points or more this year.

GENERAL INFORMATION

Location: Miami, Florida
Enrollment: 38,000
President: Dr. Mark Rosenburg
Athletic Director: Pete Garcia
Founded: 1972
Nickname: Golden Panthers
Colors: Blue and Gold

FOOTBALL STAFF

Head Coach: Mario Cristobal (Miami)
Record at FIU: 8-25 (Third Year)
Overall Record: 8-25 (Third Year)
Assistant Coaches:
 Bill Legg (Offensive Coordinator/QB's)
 Mike Cassano (Running Backs)
 Greg Laffere (Offensive Line)
 Alex Mirabal (Tight Ends)
 Frank Ponce (Wide Receivers)
 Phillip Galiano (Defensive Coordinator)
 Jeff Popovich (Defensive Backs)
 Apollo Wright (Special Teams)

TEAM INFORMATION

2009 Record: 2-7, 2-4 Sun Belt
Offensive System: Multiple
Defensive System: Multiple

SPORTS INFORMATION

SID: Brian Goldman
Office phone: 305-348-1496
Email: bgoldman@fiu.edu
Web Site: www.fiusports.com

THE SERIES - GAME-BY-GAME

Series Record: Series is tied at 2-2
At Miami: Tie 1-1
At Denton: Tie 1-1
First game: October 15, 2005
Last game: October 4, 2008



Media Information Post-Game Interviews

The North Texas locker room is closed to all members of the media. Head coach Todd Dodge and requested players will be available for interviews following a brief cooling off period. Postgame interviews at Fouts Field will be held in the media interview room below the east stands.

Credentials For Media

Those wishing to cover North Texas must contact Eric Capper or Steven Bartolotta for credentials for home and away games. Seating is very limited at Fouts Field and requests for North Texas home games need to be made at least one week prior to the contest.

Media Availability for Players

All player interviews will be conducted following the teams practice on Tuesday afternoon at the Athletic Center. Requests for players should be made in advance through the sports information office. No interviews will be granted on Monday or Wednesday post practice. Special exemptions may be granted to those media wishing to interview a specific student-athlete before practice at the discretion of the media relations office.

Sun Belt Teleconference

The Sun Belt Conference will conduct a weekly teleconference with each of the eight head coaches each Monday throughout the season. Coach Dodge will be on the call from 11:08-11:14 a.m. each week.

Post-Practice

Dodge will be available to media immediately following Tuesday's practice at the Darrell Dickey Practice Facility. Requests should be made in advance of practice to the media relations office.

Out of Town Media

Dodge and his assistant coaches are also available by request to out-of-town media Monday through Wednesday from 11 a.m.-12 noon. Contact the media relations office to arrange these requests.

Practice Coverage

Media has limited access to North Texas football practice. Viewing is available outside the fence of the practice facility. Video and still photography can be shot during the first 30 minutes of practice. Players and coaches are available for interviews following practice on Tuesday. All requests for interviews must be made in advance through the athletic media relations office.

Quick Hitters on FIU Matchup - North Texas enters this week's game as the top rushing team in the Sun Belt Conference, averaging 184.7 yards per game. Florida International ranks eighth in the league in rushing defense, allowing an average of 242.9 yards per game... Florida International is the only team in the Sun Belt that doesn't average over 100 yards rushing per game (92.8)... North Texas it tops in the Sun Belt in passing completion percentage at 66.1 percent, while FIU is last at 52.8 percent... FIU ranks last in the conference in quarterback sacks allowed, giving up an average of 3.4 per game. The North Texas defense has had only four sacks in the last four games.

Comparing Common Opponents - North Texas and Florida International have played six common opponents this season, including five Sun Belt Conference teams and No. 2-ranked Alabama. Against those six common opponents, FIU has averaged 26.7 points per game while North Texas has averaged 27.0 points per game. The Golden Panthers have allowed an average of 35.8 points against those teams while the Mean Green has given up an average of 43.3. North Texas holds the advantage in total offense and total defense, averaging 391.2 yards of offense to 352.2 for FIU and 475.0 yards of defense compared to 501.0 yards for FIU.

Could Be a Special Game - Special teams could play a big part in the game this week with Florida International. North Texas leads the Sun Belt Conference in kickoff returns with an average of 23.6 yards per return. In league games, FIU has been spectacular in kickoff coverage, leading the Sun Belt by allowing an average of 15.9 yards per return. The Golden Panthers also lead the conference in punt return average at 13.0 per attempt. The Mean Green is last in the league in net punting, averaging just 32.4 per attempt, which includes an average punt return of 11.2 yards by opponents.

From 68 to Six in One Week -A little over a week ago, North Texas tied a Fouts Field record by scoring 68 points in a win over Western Kentucky – scoring nine touchdowns in a game for the first time since 1957. Just seven days later, the Mean Green offense couldn't reach paydirt one time in a 33-6 loss to Louisiana-Monroe. It was the first time under third-year head coach Todd Dodge that North Texas didn't score a touchdown against a Sun Belt opponent. It was also the lowest scoring output by a Mean Green team at home since a 35-0 loss to Middle Tennessee in 2006. Coming into last week's game with ULM, North Texas had averaged 33.7 points per game at home under Dodge.

Getting Out of the Gate -In four road games this year, North Texas has struggled getting the offense going early. The Mean Green has been outscored 38-10 in the first quarter on the road, scoring its only touchdown during that time in the season opener at Ball State. In the last three away games at Alabama, Louisiana-Lafayette and Troy, the Mean Green has been outscored 38-3 in the first quarter.

Limiting Fumbles -After losing nine fumbles in the first six games of the year, North Texas is now riding a three-game stretch without losing a single fumble. The Mean Green has not lost a fumble since backup quarterback Nathan Tune turned it over late in the first half against Florida Atlantic – a streak of 226 offensive plays and counting. Interestingly, of the nine total fumbles that North Texas has lost this season, seven have come at home and only two have happened on the road.

What a Rush - North Texas had a season-high 321 yards rushing in the win over Western Kentucky, which was the fourth time this season that the Mean Green has rushed for over 200 yards in a game. That equals the number of 200-yard rushing games that North Texas had in the previous four years combined. The Mean Green had exactly one 200-yard rushing game in each of the four years 2005-08. Last year, the best team rushing effort was 203 yards – a total that has been topped four times this year. The last time a North Texas offense had this many 200-yard rushing games in a season was in 2004 when it had seven behind the efforts of freshman Jamario Thomas.

Second Quarter Quandary - North Texas has had a hard time in the second quarter lately. In the last four games, the Mean Green has been outscored 78-27 in the second quarter – an average of 19.5 points allowed in the second quarter alone. For the season North Texas has allowed nearly twice as many points in the second quarter (134) than any other quarter (74 in the third).



Updated Bios At MeanGreenSports.com

Throughout the season bios of selected offensive and defensive players will be updated and available at www.meangreensports.com. Along with the updated bios the North Texas virtual guide can be accessed on the website that has complete bios on all the players and coaches.

North Texas Career Starts

(minimum of 10 games)

Antoine Bush, Sr., DB.....	31
Esteban Santiago, Jr. OL.....	31
Tobe Nwigwe, Sr., LB.....	27
Craig Robertson, Jr., LB	26
Tyler Bailey, Sr., OL	22
Kelvin Drake, Jr., OL.....	21
J.J. Johnson, So., OL.....	21
Kylie Hill, Sr., LB.....	20
Victor Gill, Jr., OL	19
Royce Hill, So., DB	16
A.J. Penson, Jr., LB.....	15
Adyran Adams, Sr. DB.....	13
D. Williams, So., DB	11
Gabe Hollivay, Sr., OL.....	10

North Texas Consecutive Starts

Esteban Santiago, So. OL	31
Craig Robertson, So., LB.....	26
J.J. Johnson, So., OL.....	21
Royce Hill, So. DB	16

North Texas Milestone Victories

1 vs. Burlison College 25-0, 1914
100 vs. Abilene Christian 18-7, 10/9/1936
150 vs. Sam Houston 27-0, 10/25/1947
200 vs. Midwestern 40-13, 10/22/1955
250 vs. Southern Ill. 14-13, 10/31/1964
300 vs. Houston 28-0, 10/11/1975
350 vs. UL-Monroe 27-7, 11/5/1983
400 vs. SW Texas 35-28, 10/9/1993
450 vs. Middle Tenn. 30-21, 10/2/2004

Bold - Home Games

Fouts Field Milestone Victories

1 vs. North Dakota 55-0, 9/27/52
100 vs. Abilene Christian 26-3, 10/3/1987
150 vs. Idaho 51-29, 11/13/2004

Pronunciation Guide

Brandon Akpunku.....	AK-punk-COO
LaChris Anyiam	AN-YEE-um
Tobe Nwigwe	Nuh-whig-way
Troy Kokjohn.....	Coke-John
Matthew Menard....	Men-NARD
K.C. Obi	Oh-BE
Sam Owusu-Hemeng ..	AH-WA-Sue-Heming
Casey Schutza	ShooTZ-Uh
Bryant Seidle.....	Sigh-dull

Only at Home? - The second quarter struggles seem to be much more prevalent at home than on the road. Through the first nine games, the second quarter is the Mean Green's lowest scoring quarter at home (5.4 points per game) and its highest scoring quarter on the road (7.8 points). The overall scoring discrepancy between home games and road games is also glaring, with the Mean Green averaging 33.0 points per game at Fouts Field and 21.8 points per game away from home.

Long Scoring Plays - North Texas has been able to break some long scoring plays this year, including a season-long 71-yard touchdown run by sophomore running back Lance Dunbar against Western Kentucky. There have been a total of eight touchdown plays of longer than 30 yards this season and six of those have come in the last five games. All five of the touchdown plays over 50 yards have come in the last five games. Dunbar is responsible for six of the eight long touchdown plays while junior wide receiver Jamaal Jackson is responsible for the other two. In comparison, in all 12 games last year, North Texas had only five touchdown plays of longer than 30 yards and only one that carried more than 50 yards.

Giving Up Big Plays - The last three weeks, the North Texas defense has unable to stop the big play. In the first six games of the season, the Mean Green defense allowed a total of 26 plays of 20 yards or more for an average of 4.3 per game. In the last three games against Troy, Western Kentucky and Louisiana-Monroe the Mean Green has allowed 24 plays of 20 yards or more for an average of 8.0 per game. Of the 24 long plays by opponents in the last three games, 16 have been passing plays and eight have been running plays. North Texas allowed four passes of over 30 yards last week against ULM.

Quick Scoring Drives - Going hand-in-hand with big plays, the North Texas defense has allowed a lot of very quick touchdown drives this season. Of the 39 touchdown drives against the North Texas defense, 13 have come in two minutes or less of game clock. The average touchdown drive by North Texas opponents this year has taken 2:51 of game clock. Last week, the average touchdown drive for ULM lasted 3:22.

Avoiding Three-and-Out - The Mean Green offense had been doing better at avoiding three-and-out situations before last week's loss to Louisiana-Monroe. In the four games leading up to the ULM game, the Mean Green was averaging just 1.5 three-and-out possessions per game. Against the Warhawks, North Texas had three.

Outgaining Opponents -Despite a 2-7 record, North Texas has outgained five of its nine opponents in total offense. In games against Ball State (512-309), Ohio (301-232), Middle Tennessee (470-456), Louisiana-Lafayette (444-295) and Western Kentucky (583-425) the Mean Green has averaged 462 yards of offense while the opponents have averaged 343 for a difference of 119 yard per game. Since Dodge took over at North Texas in 2007, North Texas is 3-11 when outgaining its opponent in total offense. Last season North Texas lost the only two games when it outgained its opponents (Florida International and Louisiana-Monroe).

Holding Leads -In three of its seven losses this year, North Texas has been unable to protect a double-digit lead. The Mean Green was up 17-6 over Ohio in the third quarter before the Bobcats scored two unanswered touchdowns to take a 20-17 fourth-quarter lead in a game Ohio eventually won in double overtime. Against Louisiana-Lafayette, North Texas led 34-24 early in the fourth quarter but was outscored 14-0 in the last 9:30 of the game to lose 38-34. Lastly, against Florida Atlantic, North Texas held its largest lead of the season when it was up 13-0, but the Mean Green allowed 30 second-quarter points and had to battle back in the second half. North Texas eventually took a 40-37 lead in the fourth quarter, but couldn't stop the Owls late and lost 44-40.

Damaging Turnovers - Turnovers have made a huge difference in the end result of three games for North Texas this season. In losses to Ohio, Louisiana-Lafayette and Florida Atlantic the Mean Green combined to commit 10 turnovers, while only gaining four. Those three opponents scored on seven of the 10 possessions that resulted from a North Texas turnover. Also in those two games, North Texas threw an interception that was returned for a touchdown - one by Nathan Tune against Ohio and one by Riley Dodge against Louisiana-Lafayette. Below is a look at the opponent points off turnovers in those three games:

Opponent	NT Turnovers	Opp. Points Off Turnovers	Difference in Final Score
Ohio	4	13	1
Louisiana-Lafayette	4	10	4
Florida Atlantic	2	10	4



MEAN GREEN

2009 Sun Belt Standings

Team	Conference	Overall
Troy	6 0	1.000 7 2
Middle Tennessee	4 1	.800 6 3
ULM	4 1	.800 5 4
Louisiana-Lafayette	3 2	.600 5 4
Florida Atlantic	2 2	.500 2 6
Florida International	2 4	.333 2 7
Arkansas State	1 3	.250 2 6
North Texas	1 5	.167 2 7
Western Kentucky	0 5	.000 0 9

This Week in the Sun Belt

November 14

ULM at Western Kentucky	3 p.m.
Arkansas State at Florida Atlantic	3 p.m.
Louisiana-Lafayette at MTSU	3:15 p.m.
North Texas at FIU	6 p.m.
Troy at Arkansas	6:30 p.m.

All Times Central



Quickie Stats

Mean Green's Record When:

Leading at the half	1-3
Trailing at the half	1-3
Tied at the half	0-1
Leading after three quarters	1-2
Trailing after three quarters	0-5
Tied after three quarters	1-0
Scoring first	2-4
Opponent scores first	0-3
Running more plays than opponent	2-2
Opponent runs more plays	0-4
Same number of plays	0-1
Committing more turnovers	0-5
Committing less turnovers	1-2
Turnovers are even	1-0
Committing at least two turnovers	1-5
Winning time of possession	2-2
Opponent wins time of possession	0-5
Running 70 or more off. plays	2-3
Running less than 70 off. plays	0-4
Rushing for 150 yards or more	2-3
Rushing for less than 150 yards	0-4
Passing for 200 yards or more	2-4
Passing for less than 200 yards	0-3
Passing % is over 55%	2-7
Passing % is less than 55%	0-0
Third down conv. is over 40%	2-4
Third down conv. is less than 40%	0-3
Gaining more total yards than opp.	2-3
Gaining less total yards than opp.	0-4
Playing at home	1-4
Playing on the road	1-3
Playing on natural grass	0-1
Playing on artificial surface	2-6

No Sack Attack - The North Texas offensive line has done a good job protecting the quarterback, allowing just eight sacks in nine games. The Mean Green ranks eighth in the nation with an average of just .9 sacks allowed per game. When you look at the ratio of sacks allowed and passes attempted, North Texas ranks fifth in the nation. Below is a look at the national leaders in sacks allowed per pass attempt:

Team	Pass Att.	Sacks Allowed	Att. Per Sack.
Louisiana-Lafayette	286	4	71.5
Arizona	282	4	70.5
Oklahoma State	236	4	59.0
Boise State	286	5	57.2
North Texas	307	8	38.4

Red Zone Defense - The North Texas defense will be trying to improve its red zone defense this week. The Mean Green has allowed 36 scores on 40 possessions inside the red zone by opponents for a success rate of 90 percent, which ranks 109th nationally. The last six opponents have scored 35 of the 37 times inside the red zone. Even more concerning is the number of touchdowns allowed from inside the 20-yard line. Of the 36 red zone scores by opponents, 28 have been touchdowns (78 percent). Florida International ranks eighth in the Sun Belt in red zone offense, with a scoring success rate of 78.4 percent.

Fourth Down Unfriendly -Converting fourth downs has been a bugaboo for the North Texas offense this year. The Mean Green has only successfully converted 1-of-9 fourth down attempts. The one successful conversion came on a 15-yard run by Lance Dunbar on 4th-and-1 against Louisiana-Lafayette on a drive that was capped by a touchdown. Of the other eight fourth down conversion attempts, four have been unsuccessful rushing plays and four have been unsuccessful passing plays. On seven of the nine fourth down plays, the North Texas offense had no gain or was thrown for a loss and on the other unsuccessful attempt it gained one yard.

Big Plays Coming from Youngsters -In nine games, North Texas has 45 plays that have covered 25 yards or more, including nine rushing plays, 16 passing plays, 18 kick returns and one interception return and one punt return. Of those 45 plays, 44 have come from underclassmen with senior running back Cam Montgomery having the only other one. Junior wide receiver leads the way as the big play man, with nine kick returns and four receptions of more than 25 yards. Sophomore running back Lance Dunbar is close behind with 11.

Balanced Attack

Mean Green head coach Todd Dodge has always said that his offense has a better chance at being successful if it is balanced between rushing and passing production. After nine games, North Texas has 1,662 yards rushing and 2,014 yards passing which is a 45 to 55 percent balance. Last season, rushing accounted for 35 percent of the total offense while passing accounted for 65 percent.

A New Home For The Mean Green

North Texas has called Fouts Field home since 1952, but those days are nearing an end. In 2011 the Mean Green will move into a new stadium located on-campus. Construction is set to begin on the stadium in January of 2010 and the stadium will have a capacity of 30,000 with the ability for future expansion to raise the total to 50,000. North Texas partnered with HKS to build the stadium - the same company that designed the American Airlines Center in Dallas and the new Cowboys Stadium in Arlington, Texas.

Big Guys With Experience

While the Mean Green battled inexperience and youth in 2008, the 2009 North Texas offensive line is about as battle tested as you could want. The starting five have combined for a total of 114 career starts. The good thing about the group of Santiago (31 career starts), Bailey (22 career starts), Johnson (21 career starts), Drake (21 career starts), and Gill (19 career starts) is that only one is a senior (Bailey). In fact of the 10 offensive linemen in the two deep, only two are seniors, while four are juniors, three are sophomores and there is one freshman.



Sun Belt Team Stat Leaders

TOTAL OFFENSE

1. Troy.....	458.1
2. Florida Atlantic.....	451.0
3. Middle Tennessee.....	421.4
4. North Texas.....	408.4
5. ULM.....	399.3
6. Louisiana-Lafayette.....	352.3
7. Arkansas State.....	331.4
8. Florida International.....	329.8
9. Western Kentucky.....	319.3

PASS OFFENSE

1. Troy.....	315.9
2. Florida Atlantic.....	302.8
3. Middle Tennessee.....	251.0
4. Florida International.....	237.0
5. ULM.....	225.3
6. North Texas.....	223.8
7. Louisiana-Lafayette.....	201.2
8. Arkansas State.....	199.1
9. Western Kentucky.....	144.3

RUSH OFFENSE

1. North Texas.....	184.7
2. Western Kentucky.....	175.0
3. ULM.....	174.0
4. Middle Tennessee.....	170.4
5. Louisiana-Lafayette.....	151.1
6. Florida Atlantic.....	148.2
7. Troy.....	142.2
8. Arkansas State.....	132.2
9. Florida International.....	92.8

TOTAL DEFENSE

1. Arkansas State.....	346.4
2. ULM.....	351.2
3. Middle Tennessee.....	370.7
4. Troy.....	390.2
5. Louisiana-Lafayette.....	392.2
6. North Texas.....	435.4
7. Florida Atlantic.....	453.8
8. Florida International.....	488.4
9. Western Kentucky.....	513.8

PASS DEFENSE

1. Middle Tennessee.....	215.2
2. Florida Atlantic.....	215.9
3. Louisiana-Lafayette.....	229.6
4. Arkansas State.....	233.5
5. North Texas.....	243.2
6. Florida International.....	245.8
7. Western Kentucky.....	248.7
8. ULM.....	254.1
9. Troy.....	256.3

RUSH DEFENSE

1. ULM.....	97.1
2. Arkansas State.....	112.9
3. Troy.....	133.9
4. Middle Tennessee.....	155.4
5. Louisiana-Lafayette.....	162.7
6. North Texas.....	192.2
7. Florida Atlantic.....	237.9
8. Florida International.....	242.9
9. Western Kentucky.....	265.1

A Good Distributor - One of the areas that Coach Todd Dodge has emphasized this year is getting the ball in the hands of as many different people as possible. The last two seasons, wide receiver Casey Fitzgerald led the nation in receptions with over 110 each year. This year Dodge would like those receptions to be divided between two or even three receivers. So far, the plan is working, with three different wide receivers having over 30 catches. Last season after nine games, only one receiver (Fitzgerald) had more than 30 catches. In all, 14 different receivers have made at least one catch for the Mean Green this season.

Going For A Three-Peat - Todd Dodge has helped the Mean Green to back-to-back years with over 4,000 yards of total offense. It is only the third time in school history that North Texas had consecutive years with over 4,000 yards of total offense. The 4,356 yards of offense in 2008 is the fifth-highest total in school history. The Mean Green has never had three straight seasons of 4,000 or more yards of total offense before. North Texas is also going after its second 3,000-yard passing season in the last three years which has never happened before in school history. At the current pace, the Mean Green is on schedule for 4,900 yards of total offense and 2,686 yards passing.

Coaches Up/Coaches Down - North Texas will put three assistant coaches in the press box during games and will have six assistants along with head coach Todd Dodge on the sideline. In the press box will be offensive coordinator Todd Ford, along with defensive coordinator Gary DeLoach. Cornerbacks coach Carlton Buckels and safeties coach Chuck Peterson will join DeLoach in the press box. Linebackers coach David Rausch and defensive line coach Mike Nelson will be on the sidelines. Wide Receiver coach Clayton George and offensive line coach Spencer Leftwich will be on the sidelines along with special teams/running backs coach Shelton Gandy. Graduate assistant coaches Brian Morgan and Kevin Barbay will also be in the press box.

Well Represented in the NFL -North Texas has had more players drafted to play professional football than any other team in the Sun Belt Conference. Since the first NFL draft in 1936, North Texas has had 77 players drafted, including seven players picked in the first round. Arkansas State is second among Sun Belt Schools which have had players drafted with 46. Joe Greene is the highest drafted player ever from North Texas when he was selected by the Pittsburgh Steelers with the fourth overall pick in 1969.

Following In Footsteps -North Texas head coach Todd Dodge is one of only 56 known major college head coaches who have had the rare opportunity to coach his son in college. There are only three other current sets of father-and-son duos on Football Bowl Subdivision teams, Dan and Cody Hawkins at Colorado, Ricky and Brad Bustle at Louisiana-Lafayette and Steve and Scott Spurrier at South Carolina. Todd and Riley make only the 22nd father-and-son, quarter back-and-coach tandem in FBS history.

Lack of Senioritis -The North Texas roster has only 12 seniors for the 2009 season. Only six teams in the Football Bowl Subdivision have fewer seniors on their roster than North Texas, and only three of those teams (Boise State, Miami (OH), and Idaho) are non-BCS teams.

Fewest Senior's In the Nation

1. Boise State	4
2. Duke	9
S. Carolina	9
4. Georgia Tech	10
5. Miami (OH)	11
N. Carolina	11
7. North Texas	12

Record Enrollment - The University of North Texas marked its ninth consecutive year of record-breaking student population when the fall 2009 enrollment was announced at 36,206. This year's numbers reflect the largest single-year increase since 2002 and continue to secure North Texas as the fourth-largest university in the state of Texas.

One Overtime Not Enough - North Texas has played in just two overtime games since the NCAA introduced the format in 1996. The Mean Green is 1-1 in its two overtime games, defeating Florida International 25-22 in seven overtimes in 2006 and losing to Ohio 31-30 in two overtimes this year. The Mean Green is the only FBS team that has never had a game decided in the first overtime period.



MEAN GREEN OFFENSIVE INDIVIDUAL NOTES

NT vs. FIU Statistical Leaders RUSHING YARDS

North Texas	FIU
Lance Dunbar.....1,001	Darriet Perry.....289
Riley Dodge.....289	Daunte Owens.....192

PASSING YARDS

North Texas	FIU
Riley Dodge.....1,423	Paul McCall.....1,884

RECEIVING YARDS

North Texas	FIU
Jamaal Jackson.....506	T.Y. Hilton.....462
Darius Carey.....365	Greg Ellingson.....430
Michael Outlaw.....357	Jason Frierson.....255
Lance Dunbar.....248	Wayne Times.....186

TOTAL OFFENSE

North Texas	FIU
Riley Dodge.....1,712	Paul McCall.....1,875
Lance Dunbar.....1,001	Darriet Perry.....289

TACKLES

North Texas	FIU
Craig Robertson.....83	Scott Bryant.....77
D. Cook.....63	Jonath Cyprien.....47
Tobe Nwigwe.....57	Toronto Smith.....45

SACKS

North Texas	FIU
Brandon Akpunku.....5.0	Armon Willis.....3.5
Eddrick Gilmore.....2.5	Toronto Smith.....2.5

INTERCEPTIONS

North Texas	FIU
Royce Hill.....2	Anthony Gaitor.....2
Jeremy Phillips.....1	Scott Bryant.....1
Ira Smith.....1	Toronto Smith.....1

PUNTING AVG.

North Texas	FIU
Will Atterberry.....39.3	Carlos Munera.....43.1

FIELD GOALS

North Texas	FIU
Jeremy Knott.....10-13	Dustin Rivest.....9-11

Dunbar over 1,000 - Sophomore running back Lance Dunbar became just the ninth player in North Texas history to rush for over 1,000 yards in a season when he eclipsed the mark last week against Louisiana-Monroe. His 1,001 yards on the ground this season ranks as the 11th-highest single-season rushing performance in North Texas history. With three games remaining, Dunbar needs just 153 yards to move into the top five single-season rushers list. At his current average of 111.2 yards per game, he would finish fourth behind only Jamario Thomas (1,801 in 2004), Patrick Cobbs (1,680 in 2003) and Bernard Jackson (1,453 in 1978).

Getting it Dun - Sophomore running back Lance Dunbar has exploded onto the scene since becoming the featured back when he came off the bench to replace starter Cam Montgomery in week four against Middle Tennessee. He has rushed for over 100 yards in four of his five starts and is one of only three backs in the nation to have two, 200-yard rushing games. Along with becoming the regular starter at running back, he has established himself as one of the top backs in the nation. Dunbar has 13 of the team's 21 rushing touchdowns and is averaging a league-best 150.7 yards per game against conference opponents. His average of 7.0 yards per carry ranks second in the NCAA among backs with at least 140 attempts. Below is a look at Dunbar's numbers in the first three games compared to the last four games:

Category	First Three Games	Last six Games	Season Total
Rushing Attempts (avg.)	28 (9.3)	114 (19.0)	142 (15.8)
Rushing Yards (avg.)	97 (32.3)	904 (150.7)	961 (111.2)
All Purpose Yards (avg.)	182 (60.7)	1,124 (187.3)	1,306 (145.1)
Total Touchdowns	2	13	15

Starting Comparisons - With the emergence of Lance Dunbar lately, he is beginning to draw comparisons with another former young North Texas running back. As a freshman in 2004, Jamario Thomas didn't earn his first start until the third game of the season and went on to lead the nation in rushing with an average of 180.1 yards per game. In his first five starts, Thomas rushed for 998 yards for an average of 199.6 per game with eight touchdowns. Dunbar did not earn his first start until the fifth game this year and in his first five starts he has rushed for 803 yards for an average of 160.6 yards per game and 10 touchdowns.

Dodging Bullets - Redshirt freshman Riley Dodge has started seven games as a college quarterback. While he has had his struggles early on, his numbers stack up very well with other former Mean Green freshman quarterbacks. In seven games, Dodge has a completion percentage of 65.3 and a pass efficiency rating of 121.3. Here is a look at how some other Mean Green quarterbacks did in their freshman year:

Name	Comp. %	Effic.
Riley Dodge (2009)	65.3	121.3
Scott Davis (1987)	50.4	132.5
Mitch Maher (1991)	50.6	90.9
Scott Hall (2000)	48.7	104.8
Daniel Meager (2005)	50.0	87.7
Giovanni Vizza (2007)	58.2	114.8

First Year Receivers - The top three receivers for North Texas this season are all in their first year with the Mean Green. Transfer Jamaal Jackson leads the team in receptions (50), receiving yards (506) and receiving touchdowns (4). True freshman Darius Carey is second on the team in both receptions (41) and receiving yards (365). Transfer Michael Outlaw is third in receptions (31) and receiving yards (357).

Money on the Line - As a group, the offensive line has helped the North Texas offense rank very high this year. The unit ranks eighth in the nation in sacks allowed with just eight and is one of only six teams nationally to rank in the top 10 in sacks allowed as well as the top 30 in rushing and the top 40 in total offense. Junior guard Kelvin Drake has been a real bright spot after missing all of last season with an injury, Drake leads the team with 31 knockdowns and 12 pancake blocks. In all, eight different offensive linemen have played in the eight games.



MEAN GREEN DEFENSIVE/SPECIAL TEAMS INDIVIDUAL NOTES

NT vs. FIU Stat Breakdown

	NT	FIU
SCORING	252	216
Points Per Game	28.0	24.0
FIRST DOWNS	186	168
Rushing	80	56
Passing	90	93
Penalty	16	19
RUSHING YARDAGE	1,662	835
Yards gained rushing	1,833	1,123
Yards lost rushing	171	288
Rushing Attempts	319	321
Average Per Rush	5.3	2.6
Average Per Game	184.7	92.8
TDs Rushing	21	14
PASSING YARDAGE	2,014	2,133
Att-Comp-Int	307-203-12	354-187-11
Average Per Pass	6.6	6.0
Average Per Catch	9.9	11.4
Average Per Game	223.8	237.0
TDs Passing	11	12
TOTAL OFFENSE	3,676	2,968
Total Plays	626	675
Average Per Play	5.9	4.4
Average Per Game	408.4	329.8
KICK RET: #-YARDS	49-1,156	56-1,105
KICK RET AVERAGE	23.6	19.7
PUNT RET: #-YARDS	5-31	21-273
PUNT RET AVERAGE	6.2	13.0
INT RET: #-YARDS	4-71	9-69
INT RET AVERAGE	17.8	7.7
FUMBLES-LOST	17-9	18-9
PENALTIES-YARDS	61-533	73-589
Average Per Game	59.2	65.4
PUNTS-YARDS	43-1,652	63-2,677
Average Per Punt	38.4	42.5
Net punt average	32.4	37.3
TIME OF POSS./GAME	30:28	27:16
3RD-DOWN CONV.	51/123	55/152
3rd-Down Pct	41%	36%
4TH-DOWN CONV.	1-9	8-19
4th-Down Pct	11%	42%
SACKS BY-YARDS	12-72	14-117
MISC YARDS	0	9
TOUCHDOWNS SCORED	32	27
FIELD GOALS-ATT.	10-13	9-12
PAT-ATTEMPTS	28-32	25-25

Return Investment - When Shelton Gandy took on his new role as special teams coach during the off season he had his work cut out. The Mean Green finished last season ranked last in the Sun Belt Conference in kickoff returns and kickoff coverage. After nine games, Gandy has his kickoff return team ranked first in the league and his kickoff coverage team ranked fifth. The Mean Green is averaging 23.6 yards per kickoff return – up from 18.1 a year ago. Covering kicks has been an even bigger improvement, with the Mean Green allowing an average of 22.0 yards per return, which is down from 31.0 yards per return for opponents last year. Junior Jamaal Jackson has established himself as one of the best return guys in the league, averaging 30.1 which would lead the Sun Belt Conference if he met the minimum number of attempts.

Nwigwe Out With Injury - All-Conference linebacker Tobe Nwigwe suffered a foot injury against Florida Atlantic that will force him to miss the remainder of his senior season. Nwigwe has led the Sun Belt all season in tackles and currently ranks 14th nationally with his average of 10.3 stops per game, but he will fall off the leaders list when he doesn't meet the required minimum number of games played after this week. He was on pace to break his personal best of 111 tackles that he had last season.

Robertson Leading the Way - With the departure of Nwigwe, junior Craig Robertson has been the leader of the Mean Green defense. Robertson leads the team and ranks third in the Sun Belt in tackles with an average of 9.2 per game (83 total). He posted a career-high with 12 in the season-opener against Ball State and has been consistent with at least eight in every game, including 11 last week against ULM. He is on pace to set a career-high in total tackles for the season, which he set last year with 94.

Coming of Age - North Texas still has a very young defensive secondary, with all four starters either in their first or second year with the Mean Green. Sophomores Royce Hill and DaWaylon Cook are starters at cornerback and safety after playing extensively as true freshmen last season. Adryan Adams transferred to North Texas last year, but is in his first year as a full-time starter at cornerback. Fellow transfer Ira Smith is in his first year at North Texas and is the other starter at safety. The foursome has held up admirably in eight games - they rank fourth in the Sun Belt Conference in pass defense efficiency with a rating of 131.7, which is dramatically better than last year when the defensive backfield allowed opponents an efficiency rating of 164.8.

Cook Coming On - Sophomore safety DaWaylon Cook is feeling comfortable in his second year and his new position. As a true freshman last year, Cook was a backup cornerback and totaled 10 tackles in 11 games. After a year of experience and an offseason move to safety, Cook has become a leader in the secondary. After one tackle in the season opener, Cook has averaged 8.0 tackles in the last eight games, including a career-best 11 against Alabama. He is second on the team with 63 tackles and 50 of those are solo stops.

Weighty Up Front - One of the biggest areas, literally, that North Texas addressed in the offseason was the defensive line. The Mean Green brought in six new players to help the defensive line and added a lot of size. Transfers Kelvin Jackson and Shavod Atkinson are the regular starters at defensive tackle, weighing in at 309 and 307 pounds respectively. John Weber is also a transfer who can play both tackle and end and weighs 288 pounds. True freshman defensive tackle Kyle White, who tips the scales at 309 pounds, saw his first action against Alabama. Add 301-pound redshirt freshman Tevinn Cantly to give you the fourth interior defensive lineman that are all playing this year. Last year North Texas didn't play any defensive lineman that weighed 300 pounds or more.

Return Drought Continues - It has been 130 games and counting since North Texas has returned a kickoff for a touchdown. Broderick McGrew was the last Mean Green player to do so when he took a kickoff and returned it 100 yards in a 28-27 loss to Utah State on Nov. 14, 1998. North Texas' current active streak ranks as the 10th-longest in the nation - led by Air Force, which hasn't brought a kick back for a score in 284 games.



HEAD COACH TODD DODGE

Dodge Quick Facts



Age: 45

Alma Mater:

Texas ('87)

Record: 5-28

(Third year)

Previous Job:

Head Coach at

Carroll HS

Playing Experience: Starting quarterback at Texas (1981-85)

High School: Port Arthur Jefferson

(TX) High School ('81)

Family: Wife, Elizabeth; Son, Todd "Riley";

Daughter, Molly

- Finished coaching in high school ranks by winning four of last five Texas 5A state titles
- Still ranks in top 10 at the Univ. of Texas in multiple passing statistics

Dodge Coaching Experience

Year	School	Position
2007-Cur.	North Texas	Head Coach
2000-06	Carroll HS	Head Coach
1998-00	Fossil Ridge HS	Head Coach
1996-98	Newman-Smith HS	Head Coach
1994-96	C.H. Yoe HS	Head Coach
1992-93	North Texas	Pass. Game
1988-92	McKinney HS	Off. Coord
1987-88	Rockwall HS	QB's/WR's
1981-85	Texas	Starting QB

Dodge Year-by-Year

Year	Overall	Conf.	Finish
2007	2 10	1 6	Seventh
2008	1 11	0 7	Eighth
2009	2 7	1 5	
Total	5 28	2 18	

Assistant Coaches

Gary DeLoach- Defensive Coordinator/LB's

Todd Ford- Offensive Coordinator/QB's

Clayton George- Wide Receivers

Mike Nelson- Defensive Line

Chuck Petersen- Safeties

Carlton Buckels- Cornerbacks

David Rausch- Outside Linebackers

Shelton Gandy- Running Backs/Special Teams

Spencer Leftwich- Offensive Line

Scotty Conley- Director of Operations

Kevin Barbay- Graduate Assistant

Brian Morgan- Graduate Assistant

Todd Dodge understands. The North Texas head football coach understands that he was hired to turn around a program that had slumped. He understands that, as he enters his third year, the pace of improvement has not come at the rate that many Mean Green fans had hoped for. But he has not wavered from his plan and the only pressure to hasten the timeline for progress comes from within his own uncompromising commitment to success. Dodge understands his role in the development of the North Texas football program and he is fully invested.



In two years at the helm, Dodge has tried to establish a foundation that would lead to victory. The baseline of success on the field has been set and now Dodge believes he has the pieces in place to show that his work has not been futile. He has quietly assembled a team of coaches and players that he believes can thrive in his system. It has been a two-year process of molding young men and tweaking a staff that will serve as the groundwork for developing his program.

On the field, Dodge's influence has helped the Mean Green to back-to-back years with over 4,000 yards of total offense. It is only the third time in school history that North Texas had consecutive years with over 4,000 yards of total offense. The 4,356 yards of offense in 2008 is the fifth-highest total in school history. Dodge is now at least partially responsible for three of North Texas' top 10 total offensive performances, with 4,901 as a head coach in 2007 and 4,031 as an assistant coach in 1993 added to last year's performance.

One of the best success stories during the Dodge era will always be of wide receiver Casey Fitzgerald. Fitzgerald came to North Texas as a walk-on and spent his first two seasons in obscurity while seeing little action in a run-based offense. In his first year of Dodge's offense, Fitzgerald broke every North Texas single-season receiving record and after just two years in his system, he is now the school's all-time leading receiver with 229 career catches (224 in his final two years under Dodge).



Dodge, 45, officially assumed control of the North Texas football program on Dec. 26, 2006 - three days after he had coached his Southlake Carroll High School football team to its fourth state championship in five years. As one of the most widely respected high school football coaches in the nation, Dodge led Southlake Carroll to a 79-1 record over his final five years, with the only loss coming by a single point in the 2003 state championship game. Dodge closed his high school career with an amazing 48-game winning streak.

Dodge had already been familiar with the Mean Green, having served as an offensive assistant coach in 1992 and 1993. During his tenure he helped direct the Mean Green offense to a per-game average of 348 yards and 26 points. He oversaw the progression of quarterback Mitch Maher, who holds numerous Mean Green offensive records, including pass completions, passing yards, and total offense. Maher went on to play for the Canadian Football League's Shreveport Pirates.

Prior to coming to North Texas, Dodge's name had become synonymous with high school football success on the national scale. In addition to winning four class 5A state championships in five years, Southlake Carroll was recognized as national champions by USA Today in 2004 and 2006, and by PrepNation.com in 2005. Dodge amassed a 98-11 record overall at Carroll after taking over in 2000. In 2005, the Dragons set the Texas 5A state record for most points in a single season by tallying 764.

Dodge was named National Coach of the Year by Schutt Sports in 2004 and by USA Today in 2005. In 2006 PrepNation.com named him the Southwest Region coach of the year.



2009 GAME RECAPS



North Texas
Ball State

20
10



Ohio
North Texas

31
30

September 3, 2009

Scheumann Stadium • Muncie, Indiana

MUNCIE, Ind. (9/3/09) - The North Texas football team left the '08 season in the rear view mirror, downing Ball State 20-10 in the season opener on Thursday night.

The Mean Green (1-0) won just its second season opener since 1997, and its first non-conference road game since 1999, with a gritty performance in front of 16,054 fans at Scheumann Stadium and a national TV audience on ESPNU. The win snapped the Cardinals (0-1) 14-game regular season winning streak that dated back to Nov. of 2007.

Needing to respond to a Ball State fourth-quarter game-tying touchdown, the Mean Green did just that. On the ensuing drive, Riley Dodge hooked up with Jamaal Jackson for 59 yards to take NT down to the one. Two plays later Dodge found Michael Outlaw in the corner of the end zone to put North Texas up 17-10.

Dodge made the most of his first collegiate action by completing his first 11 passes. The redshirt freshman drove the Mean Green 55 yards before Lance Dunbar punched into the end zone on a three yard dive to open the scoring on their first possession.

He was aided by a potent running game led by Cam Montgomery, who broke lose for 149 yards on 8.8 yards per carry. North Texas piled up 296 rushing yards and racked up 512 total yards.

The defense pitched a first half shut-out thanks to third-down stops and a key turnover. Just inside the second quarter Royce Hill jumped in front of a Kelly Page pass on the six yard line and returned it to the house.

Dodge & Co. controlled the edge of the field and the play clock for the entire first half. NT rushed for 160 yards in the half, most coming off left tackle behind captain Victor Gill.

The Mean Green defense held the Cardinals on a lengthy drive midway through the third quarter. Ball State got as far as the 1-yard line before the NT defense forced a short field goal to cut the lead to 10-3.

September 12, 2009

Fouts Field • Denton, Texas

DENTON, Texas (9/12/09) - Ohio connected on a two-point conversion in the second overtime to give the Bobcats a 31-30 victory against North Texas on Saturday night at Fouts Field.

On a rain-soaked field, the Mean Green and the Bobcats both struggled to hold onto the ball. The two teams combined for seven turnovers. Each team threw an interception and both resulted in touchdowns.

North Texas took an early 10-0 advantage, but Ohio pecked away at the lead. The Bobcats took their first lead, 20-17, in the fourth quarter, and North Texas sent it into overtime with a field goal. The two teams exchanged field goals in the first overtime period, and North Texas took the first lead in the second overtime with a touchdown and an extra point.



After North Texas went ahead, 30-23, on a Cam Montgomery touchdown in the second overtime, Theo Scott connected with Taylor Price twice to secure the win. First, Scott hit Price on fourth down from 15 yards out to come within one point of NT, 30-29.

The Bobcats went for the two-point conversion from the two-yard line after a roughing the passer penalty against North Texas. Scott connected with Price again for the win.

Montgomery rushed for 88 yards on 22 carries in the game. Riley Dodge completed 12 of 20 passes for 117 yards and one touchdown, while Nathan Tune went 9-for-14 for 69 yards. Tune came in the game at the end of the third quarter after Dodge hurt his shoulder and had to come out of the game.

Jeremy Knott tied the game, 20-20, in regulation with an 18-yard field goal with 46 seconds left in the game. The Mean Green had reached the one-yard line off a nine-yard pass from Tune to Montgomery but was unable to get into the endzone on the next two rushes.

Kenny Jackson gave Ohio its first lead of the game, 20-17, with a 69-yard interception return for a touchdown with 8:44 left in the game. It was the first time that North Texas has trailed this season.



	1	2	3	4	Score
North Texas	7	3	0	10	20
Ball State	0	0	3	7	10

	NT	BSU
First Downs	27	16
Rushes-Yards	51-296	24-169
Passing Yards	216	140
Passes (A-C-I)	33-23-1	35-15-1
Total Offense	512	309
Fumbles-Lost	1-1	1-1
Penalties-Yards	9-81	4-30
Time of Poss.	37:18	22:42

RUSHING: North Texas- Montgomery 17-149, Dodge 12-73. BSU- Lewis 15-103, Page 7-53

PASSING: North Texas- Dodge 23-33-216-1. BSU- Page 34-15-140-1.

RECEIVING: North Texas- Ja. Jackson 4-86, Outlaw 7-43. BSU - White 4-47, Orsbon 2-38 .

Attendance 16,054

	1	2	3	4	OTOT	Score
Ohio	0	3	10	7	3	31
North Texas	3	7	7	3	7	30

	Ohio	NT
First Downs	15	19
Rushes-Yards	44-63	40-115
Passing Yards	169	186
Passes (A-C-I)	31-16-1	35-21-1
Total Offense	232	301
Fumbles-Lost	3-2	4-3
Penalties-Yards	14-138	9-77
Time of Poss.	32:29	27:31

RUSHING: Ohio- Garrett 17-61, Price 1-16. North Texas- Montgomery 22-88, Dunbar 7-29.

PASSING: Ohio- T. Scott 7-17-1-92, B. Jackson 9-14-0-77. North Texas - Dodge 12-20-0,117, Tune 9-15-1-69.

RECEIVING: Ohio- Price 7-68, Dunlop 1-32. North Texas - Lott 7-61, Carey 6-47.

Attendance 16,674



2009 GAME RECAPS



North Texas

7



No. 4 Alabama

53



Middle Tennessee

37



North Texas

21


September 19, 2009

Bryant-Denny Stadium • Tuscaloosa, Alabama

TUSCALOOSA, Ala. (9/19/09) - The North Texas football team couldn't keep up with the Crimson Tide, falling to No. 4 Alabama 53-7 on Saturday.

Alabama (3-0) struck early and often, rolling up 523 yards of total offense and scores on nine of their 11 drives. The Crimson Tide defense was as good as advertised, holding the Mean Green (1-2) to 187 total yards and just 61 rushing yards.

Quarterback Nathan Tune led the Mean Green on a smooth scoring drive late in the third. The junior hooked up with Michael Outlaw for 32 yards on an improvised roll out, and found Lance Dunbar just two plays later in the left flat. Dunbar rocketed 34 yards untouched into the endzone.



The touchdown pass was the first in Tune's career, and capped off a 5-play, 78-yard drive. Tune was efficient against the Crimson Tide, completing 16-of-23 attempts for 126 yards and a score.

The North Texas defense made things interesting out of the gate. On the game's opening play, Sam Owusu-Hemeng's speed rush fired him around the Crimson Tide left tackle and into quarterback Greg McElroy, who coughed up the football. Brandon Akpunku scooped it up for the Mean Green, leaving the crowd of 92,012 stunned.

Alabama struck first when McElroy, a former Southlake Carroll quarterback under NT head coach Todd Dodge, led the Crimson Tide on a 13-play, 95-yard drive. The junior capped the drive with a two-yard plunge over the right endzone pylon to put Alabama on top 7-0.

McElroy would lead the Crimson Tide on three more touchdown drives, and 352 yards of offense in the opening half alone.

North Texas receiver Darius Carey was the Mean Green's most effective offensive weapon. The freshman caught five passes for 34 yards. James Hamilton found success running the ball late, grinding out 31 yards on seven touches.

	1	2	3	4	Score
North Texas	0	0	7	0	7
Alabama	14	16	14	9	53
			NT	Alabama	
First Downs			7	28	
Rushes-Yards	26-61		45-260		
Passing Yards	126		263		
Passes (A-C-I)	23-16-1		28-22-0		
Total Offense	187		523		
Fumbles-Lost	1-0		4-1		
Penalties-Yards	3-27		2-15		
Time of Poss.	29:17		30:43		

RUSHING: North Texas- Hamilton 7-31. Alabama- Ingram 8-91, Richardson 11-87.

PASSING: North Texas-Tune 23-16-126-0. Alabama- McElroy 15-13-176-0, Jackson 13-9-87-0

RECEIVING: North Texas- Dunbar 2-40, Carey 5-34. . Alabama - Maze 4-49, McCoy 3-38. .


Attendance 92,012

September 26, 2009

Fouts Field • Denton, Texas

DENTON, Texas (9/26/09) - Middle Tennessee quarterback Dwight Dasher threw two touchdown passes and rushed for two of his own to lead the Blue Raiders to a 37-21 victory against North Texas on Saturday night at Fouts Field.

Middle Tennessee jumped out to a 30-7 halftime lead and held on for the victory despite being outscored, 14-7 in the second half by the Mean Green. North Texas scored two touchdowns in the third quarter but was unable to continue the offensive output in the fourth. NT was hurt by five turnovers in the game.



Dasher completed 21 of 43 passes for 269 yards and rushed for 75. He started the game with a 50-yard touchdown pass to Benjamin Cunningham and capped the victory with a throw to Desmond Gee in the endzone in the fourth quarter.

North Texas running back Lance Dunbar rushed for two touchdowns and a career-high 101 yards. It was the first multiple touchdown game of his career. He broke loose for a 66-yard touchdown run in the first quarter to put North Texas on the scoreboard, 10-7.

	1	2	3	4	Score
Middle Tenn.	10	20	0	7	37
North Texas	7	0	14	0	21
			MTSU	NT	
First Downs			23	25	
Rushes-Yards	45-187		25-157		
Passing Yards	269		313		
Passes (A-C-I)	43-21-0		54-35-3		
Total Offense	456		470		
Fumbles-Lost	3-0		2-2		
Penalties-Yards	7-65		7-55		
Time of Poss.	29:25		30:35		

RUSHING: MTSU - Dasher 16-75, Kyles 18-62. North Texas- Dunbar 5-101, Dodge 9-57.

PASSING: MTSU - Dasher 43-21-269-0. North Texas - Dodge 54-35-313-3

RECEIVING: MTSU- S. McDonald 5-74, B. Cunningham 2-56. North Texas - Ja. Jackson 11-82, B.J. Lewis 5-59.

Attendance 22,346

Mean Green quarterback Riley Dodge posted his first 300-yard passing game. He completed 35 of 54 passes for 313 yards, rushed for a touchdown and threw three interceptions.

The Mean Green offense came alive midway through the third quarter with two touchdowns, cutting the lead to 30-21. Dodge scored the first one on a four-yard scamper, while Dunbar posted his second rushing touchdown of the day with an 18-yard sprint. The Mean Green defense held Middle Tennessee to just one first down in the third quarter.

North Texas started the game on a positive note with Royce Hill returning the opening kickoff 73 yards to the Middle Tennessee 25-yard line. The Mean Green was unable to get a first down, attempted a field goal but had it blocked.



2009 GAME RECAPS



North Texas

34



Louisiana-Lafayette

38



Florida Atlantic

44



North Texas

40


October 10, 2009

Cajun Field • Lafayette, Louisiana

LAFAYETTE, La. (10/10/09) – North Texas let momentum slip away and couldn't stop Louisiana-Lafayette in the closing minutes, falling to the Ragin' Cajuns, 38-34, on Saturday night.

North Texas (1-4, 0-2 Sun Belt) led by 10 points heading into the fourth quarter thanks to a dominating performance from Lance Dunbar, but the Ragin' Cajuns (3-2, 1-0 Sun Belt) got two fourth-quarter scores, including the game-winning 4-yard touchdown pass with 27 seconds remaining.

Dunbar piled up 187-rushing yards and four touchdowns, which are the most by a North Texas player since Jamario Thomas had four against Idaho in 2004. Three of those touchdowns and 71 yard came in the second quarter alone.



Leading by three points with a minute on the clock, the North Texas defense forced a fourth-and-five at the NT 33-yard line. Instead of kicking the game-tying field goal, the Cajuns opted to go for the win. Chris Masson's pass sailed over the head of his receiver, but a controversial defensive holding penalty gave ULL a new set of downs. Four plays later, Louisiana-Lafayette punched in for the go-ahead touchdown.

Riley Dodge was effective, but he and the Mean Green offense had a tough time getting out of their own way in the first half. The freshman quarterback completed 24-of-38 passes for 209 yards, but threw three interceptions.

Despite the hiccups, North Texas still held a 444-295 advantage in total yards, and a 35:07-24:53 edge in time of possession. Until the final seconds, NT was able to keep up with the Ragin' Cajuns punch for punch.

The turnovers put the North Texas defense in a tough spot, but the squad responded well when backed into a corner. ULL twice started drives inside the Mean Green 33-yard line, but the NT defense still only allowed two offensive touchdowns and 58 passing yards in the opening half.

	1	2	3	4	Score
North Texas	3	21	10	0	34
UL-Lafayette	7	17	0	14	38

	NT	ULL
First Downs	23	18
Rushes-Yards	43-235	38-173
Passing Yards	209	196
Passes (A-C-I)	38-24-3	29-13-0
Total Offense	444	295
Fumbles-Lost	3-1	3-1
Penalties-Yards	11-84	5-65
Time of Poss.	35:07	24:53

RUSHING: North Texas- Dunbar 32-187, Dodge 11-48. ULL- Sails 18-93, Masson 8-31.

PASSING: North Texas-Dodge, 38-24-209-3. ULL- Masson, 29-13-122-0.

RECEIVING: North Texas- Ja. Jackson 10-73. ULL - Sails 3-30.


Attendance 12,141

October 17, 2009

Fouts Field • Denton, Texas

DENTON, Texas (10/17/09) - Lance Dunbar rushed for a career-high 238 yards and three touchdowns, but the North Texas football team came up short, 44-40, against Florida Atlantic on Saturday night at Fouts Field.

North Texas held an early 13-0 lead, gave up 30 points in the second quarter, and was down by as many as 18 points in the third quarter before coming back to hold a 40-37 lead with 11:38 left in the game. Alfred Morris' one-yard touchdown run at 4:55 in the fourth quarter proved to be the gamewinner for the Owls.



	1	2	3	4	Score
FAU	0	30	7	7	44
North Texas	13	6	14	7	40

	FAU	NT
First Downs	29	23
Rushes-Yards	40-220	36-270
Passing Yards	308	246
Passes (A-C-I)	40-21-0	24-17-0
Total Offense	528	516
Fumbles-Lost	0-0	4-2
Penalties-Yards	8-97	5-40
Time of Poss.	32:14	27:46

RUSHING: FAU- Morris 29-147, Rose 5-42. North Texas- Dunbar 25-238, Dodge 5-21.

PASSING: FAU- Smith 40-21-308-0. North Texas - Tune 17-13-129-0, Dodge 7-4-117-0.

RECEIVING: FAU- Bonner 6-134. North Texas - Ja. Jackson 5-85.

Attendance 23,319

Dunbar had a career night. He rushed for 238 yards on 25 carries and scored three times. His long was for 50 yards, coming in the third-quarter comeback. He reached the 100-yard plateau after just 10 carries and 7:41 of game clock. His 238 yards are the most by a North Texas player since Jamario Thomas racked up 291 yards against Idaho on Nov. 13, 2004.

Nathan Tune stepped into the game in the second quarter after Riley Dodge went down with an ankle injury. Tune completed 13 of 17 passes for 129 yards and one touchdown pass. His touchdown pass to Darius Carey in the third quarter helped spark the Mean Green comeback.

Carey had two touchdowns in the game, a career high. He and Jamaal Jackson tied for the team lead with five catches. Carey gave the Mean Green a 7-0 lead with a one-yard run.

After Dodge connected with Jamaal Jackson for the longest offensive play of the season, a 69-yard touchdown, to keep NT ahead, 19-7, FAU scored 20 straight points.

With FAU holding its largest lead of the game, 37-19, at the start of the third quarter, North Texas began its comeback. The Mean Green scored three straight times to regain the lead, 40-37, in the fourth quarter for the first time since the first quarter. Carey caught his first touchdown reception of the game in the Mean Green comeback and Dunbar recorded his second and third touchdown runs.



2009 GAME RECAPS



North Texas Troy

26 50



Western Kentucky North Texas

49 68

October 24, 2009

Movie Gallery Veterans Stadium • Troy, Alabama

TROY, Alabama (10/24/09) - The Mean Green football team was unable to slow down an explosive offensive attack of the Troy Trojans and dropped their sixth straight contest 50-26 Saturday afternoon.

North Texas sophomore running back Lance Dunbar was a bright spot once again for the Mean Green. For the third straight contest Dunbar rushed for over 100 yards (14 carries-111 yards) and scored three touchdowns (2 rushing, 1 receiving).

However, the story of the afternoon was Troy senior quarterback Levi Brown throwing for a school record 469 yards on 27-of-44 passing, the most passing yards allowed by a North Texas defense since they joined the Sun Belt Conference in 2001.

Overall Troy outgained the Mean Green 697-395 in total yards.

In the first quarter Troy took the opening drive 60 yards in six plays and capped it off with a one-yard touchdown run from DuJuan Harris to give the Trojans a 7-0 lead.

Five minutes later it was Harris again, this time scoring on a three-yard run and pushing the Trojans lead to 14-0. It was the first time this season that North Texas had allowed touchdowns on back-to-back drives to begin the game.

After a three and out from the Mean Green offense the Trojans would put together a 13-play drive that ended in a 30-yard field goal from Michael Taylor, putting the North Texas offense in a 17-0 hole. The 17 points was the most given up by the Mean Green defense in a first quarter this season.

North Texas would then put together their best drive of the half; a seven play, 75 yard drive that ended with a Dunbar three-yard touchdown making the score 17-7. The score was Dunbar's eighth rushing touchdown in his last three games and his 11th of the season. the 11:47 mark when Tune dropped a screen pass to Dunbar and sophomore took care of the rest, racing 60-yards for the touchdown.



	1	2	3	4	Score
North Texas	0	7	6	13	26
Troy	17	17	16	0	50

	NT	Troy
First Downs	14	29
Rushes-Yards	26-128	44-205
Passing Yards	267	492
Passes (A-C-I)	33-22-1	50-30-0
Total Offense	395	697
Fumbles-Lost	2-0	2-2
Penalties-Yards	6-45	8-60
Time of Poss.	28:09	31:51

RUSHING: North Texas- Dunbar 14-111. Troy- Harris 12-66, Taylor 6-53.

PASSING: North Texas-Tune 33-22-267-1. Troy - Brown 44-27-469-0.

RECEIVING: North Texas- Outlaw 7-112. Troy - Jernigan 5-83.

Attendance 20,032

October 31, 2009

Fouts Field • Denton , Texas

DENTON, Texas (10/31/09) - The North Texas football team defeated WKU, 68-49, tying a school record for most points in a single game, on Saturday afternoon at Fouts Field.

The Mean Green snapped a six-game losing streak to improve to 2-6 overall. NT also broke a 15-game conference losing streak and is now 1-4 in the Sun Belt. This is the Mean Green's first home win since Nov. 24, 2007 against the Hilltoppers.

The 68 points scored tied for the most points in school history.

The last time the Mean Green scored 68 points was against Youngstown State in 1957.

Riley Dodge was responsible for seven touchdowns, which is the second most in school history. He threw four touchdown passes and had three TD runs. He finished the game completing 24 of 30 passes for 262 yards.

Lance Dunbar rushed for 227 yards, his second 200-yard rushing game in the last three games and his fifth straight 100-yard game.

The sophomore has now rushed for 961 yards through eight games this year. Dunbar broke loose for a 71-yard touchdown scamper, tying the game at 49-49 at the end of the third quarter. The 71 yards was a career long for Dunbar and the longest play from scrimmage by North Texas this year.

The Mean Green outscored WKU, 19-0, in the fourth quarter, to take the win. The two teams ended the third quarter tied, 49-49. The two teams exchanged the lead three times and the game was tied five times.

Eddrick Gilmore posted North Texas' first safety of the season in the fourth quarter. It was the first safety since Nov. 4, 2006 against Louisiana-Lafayette. The safety increased the Mean Green lead to 12 points.



	1	2	3	4	Score
WKU	14	21	14	0	49
Troy	14	14	21	19	68

	WKU	NT
First Downs	21	31
Rushes-Yards	38-281	44-321
Passing Yards	144	262
Passes (A-C-I)	20-15-1	30-24-0
Total Offense	425	583
Fumbles-Lost	2-1	0-0
Penalties-Yards	7-56	7-84
Time of Poss.	29:16	30:44

RUSHING: WKU- Marell Booker 8-104, Rainey 10-87. North Texas- Dunbar 23-227, Dodge 15-70.

PASSING: WKU -Kawaun Jakes 19-14-127-0. North Texas - Dodge 30-24-262-0.

RECEIVING: WKU- Gaebler 9-58. North Texas - Jackson 6-76.

Attendance 11,214



2009 GAME RECAPS



ULM North Texas

33 6


November 7, 2009

Fouts Field • Denton, Texas

DENTON, Texas (11/7/09) - The ULM defense stifled the Mean Green as the North Texas football team fell to the Warhawks, 33-6, on Saturday afternoon at Fouts Field.

After tying a school record with 68 points scored last game, the Mean Green was held to six points against ULM. Jeremy Knott scored all the Mean Green's points with two field goals from 30 and 36 yards.

Lance Dunbar carried for 40 yards, putting him at 1,004 for the year. The sophomore is just the ninth player in North Texas history to rush for over 1,000 yards in a season. Dunbar was held to 14 rushing yards in the first half.



North Texas' offensive output of 268 yards is the second fewest of the season. On the other side, ULM posted 454 total yards of offense. LaGregory Sapp was the offensive leader with seven passes for 187 yards, including two touchdown receptions.

ULM scored on its opening possession and never looked back the rest of the game. Frank Goodin rushed in from the one-yard line for the opening touchdown at 9:29 in the first quarter and then capped the scoring with a 25-yard touchdown run in the fourth. He finished with 102 yards.

Sapp caught his first touchdown pass near the end of the first half with a 12-yard grab to put ULM ahead, 16-3. At the start of the third quarter, Sapp had an eight-yard reception at the corner of the end zone to make it 23-3. He helped set up the score with a 52-yard catch on the first play of the drive. The wide receiver also had a 46-yard catch at the start of the game.

Knott posted the Mean Green's only points of the half with a 30-yard field goal in the first quarter. Behind two touchdowns and a field goal, the Warhawks jumped out to a 16-3 halftime lead.

Luther Ambrose helped set up ULM's fourth score with a 62-yard kick-off return. Radi Jabour connected on a 43-yard field goal to keep the Warhawks ahead, 26-6.

	1	2	3	4	Score
ULM	6	10	10	7	33
North Texas	3	0	3	0	6

	ULM	NT
First Downs	19	17
Rushes-Yards	41-172	28-79
Passing Yards	282	189
Passes (A-C-I)	22-14-1	37-21-3
Total Offense	454	268
Fumbles-Lost	1-0	0-0
Penalties-Yards	4-42	4-40
Time of Poss.	32:16	27:44

RUSHING: ULM- Goodin 19-102.
North Texas- Dunbar 15-40.

PASSING: ULM -Revell 22-14-282-1. North Texas - Dodge 37-21-189-3.

RECEIVING: ULM- Sapp 7-187.
North Texas - Carey 9-72.

Attendance 12,167



2009 MEAN GREEN GAME-BY-GAME RESULTS

	Tm. Rushing (Att.-Yds.-TDs)		Tm. Passing (Att.-Comp.-Yds.-Int-TDs)		Tm. Total Offense		Tm. First Downs		Fumbles-Lost	
	NT	Opp	NT	Opp	NT	Opp	NT	Opp	NT	Opp
at Ball State	51-296-1	24-169-1	33-23-216-1-1	35-15-140-1-0	512	309	27	16	1-1	1-1
Ohio	40-115-2	44-63-0	35-21-186-1-1	31-16-169-1-2	301	232	19	15	4-3	3-2
at Alabama	26-61-0	45-260-5	23-16-126-0-1	28-22-263-0-2	187	523	7	28	1-0	4-1
Middle Tennessee	25-163-3	45-187-2	43-21-269-0-2	54-35-313-3-0	470	456	25	23	2-2	3-0
at Louisiana-Lafayette	43-235-4	38-173-2	38-24-209-3-0	29-13-122-0-1	444	295	23	18	3-1	3-1
Florida Atlantic	36-270-4	40-220-3	24-17-246-0-2	40-21-308-0-3	516	528	23	29	4-2	0-0
at Troy	26-128-2	44-205-5	33-22-267-1-2	50-30-492-0-1	395	697	14	29	2-0	2-2
Western Kentucky	44-321-5	38-281-5	30-24-262-0-4	20-15-144-1-2	583	425	31	21	0-0	2-1
ULM	28-79-0	41-172-2	37-21-189-3-0	22-14-282-1-2	268	454	17	19	0-0	1-0
at Florida International										
Army										
Arkansas State										

Individual Rushing (Att.-Yds.-TD)

	L. Dunbar	C. Montgomery
at Ball State	16-63-1	17-149-0
Ohio	7-29-0	22-88-2
at Alabama	5-5-0	7-8-0
Middle Tennessee	5-101-2	10--1-0
at Louisiana-Lafayette	32-187-4	---
Florida Atlantic	25-238-3	---
at Troy	14-111-2	4-5-0
Western Kentucky	23-227-1	---
ULM	15-40-0	3-17-0
at Florida International		
Army		
Arkansas State		

Individual Passing (Att.-Comp.-Yds.-Int.-TD)

	Riley Dodge	N. Tune
at Ball State	33-23-216-1-1	----
Ohio	20-12-117-0-1	15-9-69-1-0
at Alabama	---	23-16-126-0-1
Middle Tennessee	54-35-313-3-0	---
at Louisiana-Lafayette	38-24-209-3-0	---
Florida Atlantic	7-4-117-0-1	17-13-129-0-1
at Troy	---	33-22-267-1-2
Western Kentucky	30-24-0-4-262	---
ULM	37-21-3-0-189	---
at Florida International		
Army		
Arkansas State		

Individual Receiving (Rec.-Yds.-TD)

	Jamaal Jackson	M. Outlaw	B.J. Lewis	K. Dickerson	Alex Lott	Darius Carey
at Ball State	4-86-0	7-43-1	----	4-24-0	1-13-0	1-6-0
Ohio	3-41-0	2-12-0	---	----	7-61-0	6-47-0
at Alabama	4-1-0	2-34-0	---	---	---	5-34-0
Middle Tennessee	11-82-0	2-20-0	5-59-0	2-31-0	2-3-0	4-43-0
at Louisiana-Lafayette	10-73-0	6-69-0	1-22-0	---	1-8-0	2-22-0
Florida Atlantic	5-85-1	2-46-0	1-7-0	---	---	5-61-1
at Troy	4-22-0	7-112-1	---	---	1-3-0	4-29-0
Western Kentucky	7-76-2	2-15-0	4-57-0	---	1-7-0	5-51-2
ULM	3-40-0	1-6-0	1-19-0	---	1-27-0	9-72-0
at Florida International						
Army						
Arkansas State						



NORTH TEXAS INDIVIDUAL LEADERS BY GAME

Game	Rushing (att-yds-td)	Passing (att-comp-yds-td)	Receiving (rec-yds-td)	Tackles
at Ball State	C. Montgomery (17-149-0)	Riley Dodge (33-23-216-1)	Jamaal Jackson (4-86-0)	C. Robertson (12)
Ohio	C. Montgomery (22-88-2)	Riley Dodge (20-12-117-1)	Alex Lott (7-61-0)	Tobe Nwigwe (15)
at Alabama	J. Hamilton (7-31-0)	Nathan Tune (23-16-126-1)	Lance Dunbar (2-40-0)	D. Cook (11)
Middle Tennessee	L. Dunbar (5-101-2)	Riley Dodge (54-35-313-0)	Jamaal Jackson (11-82-0)	D. Cook (10)
at Louisiana-Lafayette	L. Dunbar (32-187-4)	Riley Dodge (38-24-209-0)	Jamaal Jackson (10-73-0)	C. Robertson (8)
Florida Atlantic	L. Dunbar (25-238-3)	Nathan Tune (17-13-129-1)	Jamaal Jackson (5-85-1)	Tobe Nwigwe (13)
at Troy	L. Dunbar (14-111-2)	Nathan Tune (33-22-267-2)	Michael Outlaw (7-112-2)	Ira Smith (12)
Western Kentucky	L. Dunbar (23-227-1)	Riley Dodge (30-24-262-4)	Jamaal Jackson (6-76-2)	Robertson/Penson (8)
ULM	L. Dunbar (15-40-0)	Riley Dodge (37-21-189-0)	Darius Carey (9-72-0)	C. Robertson (11)
at Florida International				
Army				
Arkansas State				

OPPONENT INDIVIDUAL LEADERS BY GAME

Game	Rushing (att-yds-td)	Passing (att-comp-yds-td)	Receiving (rec-yds-td)	Tackles
at Ball State	MiQuale Lewis (15-103-1)	Kelly Page (34-15-140-1)	Seth White (4-47-0)	A. Knipp (10)
Ohio	Chris Garrett (17-61-0)	Theo Scott (17-7-92-2)	Taylor Price (7-68-1)	Noah Keller (13)
at Alabama	Mark Ingram (8-91-1)	Greg McElroy (15-13-176-2)	Marquis Maze (4-49-1)	Chris Jordan (6)
Middle Tennessee	Dwight Dasher (16-75-2)	Dwight Dasher (43-21-269-2)	S. McDonald (5-74-0)	D. Crumpton (8)
at Louisiana-Lafayette	Undrea Sails (18-93-0)	Chris Masson (29-13-122-1)	U. Sails (3-30-0)	G. Fleming (12)
Florida Atlantic	Alfred Morris (29-147-2)	Rusty Smith (40-21-308-3)	C. Bonner (6-134-1)	M. Bartels (9)
at Troy	DuJuan Harris (12-66-2)	Levi Brown (44-27-469-1)	J. Jernigan (5-83-0)	D. McDowell (9)
Western Kentucky	Marell Booker (8-104-2)	Kawaun Jakes (19-14-144-2)	Jake Gaebler (9-58-2)	K. Peterson (11)
ULM	Frank Goodin (19-102-2)	Trey Revell (22-14-282-2)	LaGregory Sapp (7-187-2)	J. Truxillo (9)
at Florida International				
Army				
Arkansas State				

SUN BELT CONFERENCE PLAYERS OF THE WEEK

Week	Offense	Defense	Special Teams
Sept. 7	Riley Dodge (NT)	C. Robertson (NT)	Spencer Ortego (ULL)
Sept. 14	Dwight Dasher (MTSU)	Antwyne Zanders (ULL)	Tyler Albrecht (ULL)
Sept. 21	Levi Brown (Troy)	Chris McCoy (MTSU)	Alan Gendreau (MTSU)
Sept. 28	Levi Brown (Troy)	Kevin Brown (MTSU)	Scott Love (ULM)/Kanorris Davis (Troy)
Oct. 5	Frank Goodin (ULM)	Theo Smith (ULM)	Radi Jabour (ULM)
Oct. 12	Lance Dunbar (NT)	Dwight Bently (ULL)	Dustin Rivest (FIU)
Oct. 19	Levi Brown (Troy)	Bryan Willis (Troy)/Troy Evans (ULM)	Tyler Albrecht (ULL)
Oct. 26	Levi Brown (Troy)	Demario Davis (Arkansas State)	Daniel Sheffield (Troy)
Nov. 2	Riley Dodge (NT)	Boris Lee (Troy)	Sherman Neal (MTSU)
Nov. 9	Dwight Dasher (MTSU)	Greg James (ULM)	Jeremy Kellum (MTSU)
Nov. 16			
Nov. 23			
Nov. 30			



2008 MEAN GREEN STARTING LINEUPS

Offense

Game	LT	LG	C	RG	RT	WR	WR	WR	WR	RB	QB
at Ball State	Gill	Drake	Johnson	Bailey	Santiago	Roberson	Ja. Jackson	Lewis	Outlaw	Montgomery	Dodge
Ohio	Gill	Drake	Johnson	Bailey	Santiago	Carey	Ja. Jackson	Lott	Outlaw	Montgomery	Dodge
at Alabama	Tomlinson	Drake	Johnson	Bailey	Santiago	Lewis	Ja. Jackson	Carey	Outlaw	Montgomery	Tune
Middle Tennessee	Tomlinson	Drake	Johnson	Bailey	Santiago	Seidle	Ja. Jackson	Carey	Outlaw	Montgomery	Dodge
at Louisiana-Lafayette	Gill	Drake	Johnson	Bailey	Santiago	Lewis	Ja. Jackson	Carey	Outlaw	Dunbar	Dodge
Florida Atlantic	Gill	Drake	Johnson	Bailey	Santiago	Lewis	Ja. Jackson	Carey	Outlaw	Dunbar	Dodge
at Troy	Gill	Drake	Johnson	Bailey	Santiago	Seidle	Ja. Jackson	Carey	Outlaw	Dunbar	Tune
Western Kentucky	Gill	Drake	Johnson	Bailey	Santiago	Lewis	Ja. Jackson	Carey	Outlaw	Dunbar	Dodge
ULM	Gill	Drake	Johnson	Bailey	Santiago	Lewis	Ja. Jackson	Carey	Outlaw	Dunbar	Dodge

at Florida International

Army

Arkansas State

Defense

Game	DT	DT	DE	DE	MLB	LOLB	ROLB	CB	CB	S	S
at Ball State	Ross	Gilmore	Akpunku	Owusu-Hemeng	Nwigwe	K. Hill	Robertson	R. Hill	Adams	Smith	Cook
Ohio	Jackson	Atkinson	Akpunku	Owusu-Hemeng	Nwigwe	K. Hill	Robertson	R. Hill	Adams	Smith	Cook
at Alabama	Gilmore	Atkinson	Akpunku	Owusu-Hemeng	Nwigwe	K. Hill	Robertson	R. Hill	Adams	Smith	Cook
Middle Tennessee	Gilmore	Atkinson	Akpunku	Owusu-Hemeng	Nwigwe	K. Hill	Robertson	R. Hill	Adams	Smith	Cook
at Louisiana-Lafayette	Gilmore	Atkinson	Akpunku	Owusu-Hemeng	Nwigwe	K. Hill	Robertson	R. Hill	Adams	Smith	Cook
Florida Atlantic	Ross	Atkinson	Akpunku	Obi	Nwigwe	K. Hill	Robertson	R. Hill	Adams	Smith	Cook
at Troy	Ross	Atkinson	Akpunku	Obi	Penson	K. Hill	Robertson	R. Hill	Adams	Smith	Cook
Western Kentucky	Ross	Atkinson	Gilmore	Obi	Penson	K. Hill	Robertson	R. Hill	Adams	Smith	Cook
ULM	Jackson	Cantly	Akpunku	Obi	Penson	J. Phillips	Robertson	R. Hill	Adams	Smith	Cook

at Florida International

Army

Arkansas State

NORTH TEXAS 2009 OPPONENTS OVERVIEW

BALL STATE

CARDINALS

2009 Record - 1-8

vs. NT - L, 20-10

Last Game - L, 20-17 vs. Ohio



LOUISIANA-LAFAYETTE

RAGIN CAJUNS

2009 Record - 5-4

vs. NT - W, 38-34

Last Game - W, 21-18 at Ark. State



ULM

WARHAWKS

2009 Record - 5-4

vs. NT - W, 33-6

Last Game - W, 33-6 at North Texas



OHIO

BOBCATS

2009 Record - 6-3

vs. NT - W, 31-30 2 OT's

Last Game - W, 20-17 at Ball State



FLORIDA ATLANTIC

OWLS

2009 Record - 2-6

vs. NT - W, 44-40

Last Game - L, 56-29 at UAB



FLORIDA INTERNATIONAL

GOLDEN PANTHERS

2009 Record - 2-7

vs. NT -

Last Game - L, 48-21 at MTSU



ALABAMA

CRIMSON TIDE

2009 Record - 9-0

vs. NT - W, 53-7

Last Game - W, 24-15 vs. LSU



TROY

TROJANS

2009 Record - 7-2

vs. NT - W, 50-26

Last Game - W, 40-20 at WKU



ARMY

BLACK KNIGHTS

2009 Record - 3-6

vs. NT -

Last Game - L, 35-7 at Air Force



MIDDLE TENNESSEE

BLUE RAIDERS

2009 Record - 6-3

vs. NT - W, 37-21

Last Game - W, 48-21 vs. FIU



WESTERN KENTUCKY

HILLTOPPERS

2009 Record - 0-9

vs. NT - L, 68-49

Last Game - L, 40-20 vs. Troy



ARKANSAS STATE

RED WOLVES

2009 Record - 2-6

vs. NT -

Last Game - L, 21-18 vs. ULL





NORTH TEXAS SCORING DRIVES

Opponent	Qtr.	Plys-Yds	Time	Result
Ball State	1	8-55	3:32	TD, Lance Dunbar 5 yd run
Ball State	2	15-81	6:51	FG, Knott 24 yd FG
Ball State	4	4-66	1:48	TD, Outlaw 4 yd catch
Ball State	4	7-25	2:46	FG, Knott 19 yd FG
Ohio	1	4-5	0:55	FG, Knott 32 yd FG
Ohio	2	6-37	2:40	TD, Montgomery 4 yd run
Ohio	3	8-60	4:38	TD, Ja. Jackson 16 yd catch
Ohio	4	11-57	2:46	FG, Knott 18 yd FG
Ohio	OT	6-20	-----	FG, Knott 22 yd FG
Ohio	2OT	4-25	-----	TD, Montgomery 7 yd run
Alabama	3	5-78	2:18	TD, Dunbar 34 yd catch
MTSU	2	2-75	0:39	TD, Dunbar 66 yd run
MTSU	3	9-62	2:58	TD, Dodge 4 yd run
MTSU	3	6-74	2:14	TD, Dunbar 18 yd run
ULL	1	12-70	4:48	FG, Knott 21 yd FG
ULL	2	9-80	2:26	TD, Dunbar 1 yd run
ULL	2	2-59	0:53	TD, Dunbar 37 yd run
ULL	2	6-39	2:01	TD, Dunbar 1 yd run
ULL	3	10-69	4:21	FG, Knott 27 yd FG
ULL	3	10-63	4:33	TD, Dunbar 1 yd run
FAU	1	10-91	4:30	TD, Carey 1 yd run
FAU	1	11-87	4:26	TD, Dunbar 4 yd run
FAU	2	1-69	0:21	TD, Jackson 69 yd catch
FAU	3	7-57	4:09	TD, Carey 18 yd catch
FAU	3	3-71	1:14	TD, Dunbar 23 yd run
FAU	4	2-65	0:28	TD, Dunbar 9 yd run
Troy	2	7-75	1:50	TD, Dunbar 3 yd run
Troy	3	1-60	0:52	TD, Dunbar 60 yd catch/
Troy	4	4-79	2:14	TD, Dunbar 69 yd run
Troy	4	12-86	6:07	TD, Outlaw 7 yd catch
WKU	1	9-68	3:47	TD, Hamilton 1 yd run
WKU	1	6-66	2:50	TD, Carey 14 yd catch
WKU	2	12-57	5:23	TD, Carey 7 yd catch
WKU	2	4-46	0:41	TD, Jackson 11 yd catch
WKU	3	4-70	1:30	TD, Dodge 3 yd run
WKU	3	6-56	2:31	TD, Dodge 19 yd run
WKU	3	2-80	0:47	TD, Dunbar 71 yd run
WKU	4	5-13	1:32	TD, Dodge 1 yd run
WKU	4	9-34	3:46	FG, Knott 30 yd FG
WKU	4	---	----	Safety, Gilmore
WKU	4	3-51	0:54	TD, Jacson 38 yd catch
ULM	1	9-49	3:33	FG, Knott 30 yd FG
ULM	3	11-62	4:29	FG, Knott 36 yd FG



OPPONENT SCORING DRIVES

Team	Qtr.	Plys-Yds	Time	Result
Ball State	3	9-66	3:44	FG, McGarvey 21 yd FG
Ball State	4	3-35	0:41	TD, Lewis 27 yd run
Ohio	2	12-33	3:48	FG, Weller 44 yd FG
Ohio	2	4-5	0:55	FG, Weller 47 yd FG
Ohio	3	1-32	0:08	TD, Dunlop 32 yd catch
Ohio	4	----	----	TD, 69 yd int. return by Jackson
Ohio	OT	7-8	----	FG, Weller 35 yd FG
Ohio	2OT	4-25	----	TD, Price 15 yd catch
Alabama	1	13-95	5:52	TD, McElroy 2 yd run
Alabama	1	6-67	2:35	TD, Maze 34 catch
Alabama	2	5-83	2:10	TD, Richardson 1 yd run
Alabama	2	7-68	3:25	TD, Ingram 29 yd catch
Alabama	2	11-36	2:08	FG, Tiffin 35 yd FG
Alabama	3	3-39	0:54	TD, Ingram 5 yd run
Alabama	3	6-33	2:33	TD, Grant 1 yd run
Alabama	4	11-37	5:29	FG, Tiffin 20 yd FG
Alabama	4	8-56	3:43	TD, Grant 9 yd run
MTSU	1	6-80	1:43	TD, Cunningham 50 yd catch
MTSU	1	7-33	1:49	FG, Gendreau 20 yd FG
MTSU	2	9-65	2:43	FG, Gendreau 31 yd FG
MTSU	2	3-6	1:06	TD, Dasher 6 yd run
MTSU	2	12-98	3:01	TD, Dasher 2 yd run
MTSU	2	7-26	1:12	FG, Gendreau 48 yd FG
MTSU	4	5-48	1:45	TD, Gee 24 yd catch
ULL	1	---	---	TD, 70 yd int. return by Bently
ULL	2	4--2	0:53	FG, Albrecht 45 yd FG
ULL	2	8-75	3:28	TD, Masson 25 yd run
ULL	2	---	---	TD, Joseph 33 yd blocked punt return
ULL	4	17-80	6:53	TD, McGuire 1 yd run
ULL	4	8-58	1:59	TD, Miller 4 yd catch
FAU	2	15-88	7:20	TD, Harmon 10 yd catch
FAU	2	6-45	3:04	TD, Morris 2 yd run
FAU	2	8-80	2:24	TD, Smith 17 yd run
FAU	2	2-41	0:44	TD, Bonner 31 yd catch
FAU	2	8-43	1:21	FG, Gornall 26 yd FG
FAU	3	9-75	3:56	TD, Jean 7 yd catch
FAU	4	7-71	3:11	TD, Morris 1 yd run
Troy	1	6-60	1:32	TD, Harris 1 yd run
Troy	1	5-62	1:28	TD, Harris 3 yd run
Troy	1	13-30	4:56	FG, Taylor 30 yd FG
Troy	2	12-56	4:17	TD, Greer 1 yd run
Troy	2	4-82	0:58	TD, Gill 20 yd catch
Troy	2	6-35	0:52	FG, Taylor 38 yd FG
Troy	3	9-78	3:02	TD, Brown 6 yd run
Troy	3	---	---	Safety, Eugene Kinlaw
Troy	3	10-68	3:16	TD, Southward 2 yd run

WKU	1	1-6	0:16	TD, Rainey 6 yd run
WKU	1	3-72	1:36	TD, Booker 61 yd run
WKU	2	5-77	2:41	TD, Hayden 50 yd run
WKU	2	7-84	3:42	TD, Doyle 3 yd catch
WKU	2	8-75	4:01	TD, Vasquez 13 yd catch
WKU	3	7-66	3:21	TD, Rainey 3 yd run
WKU	3	6-39	3:09	TD, Booker 1 yd run
ULM	1	11-86	5:31	TD, Goodin 1 yd run
ULM	2	5-35	2:05	FG, Jabour 43 yd FG
ULM	2	5-42	2:13	TD, Sapp 12 yd catch
ULM	3	5-82	2:35	TD, Sapp 8 yd catch
ULM	3	4-2	2:10	FG, Jabour 43 yd FG
ULM	4	6-46	3:12	TD, Goodin 25 yd run



2009 NORTH TEXAS LONG PLAYS

Pass (30 yards or greater)

- 69- Riley Dodge to Jamaal Jackson vs. FAU (10-17-09)*
- 60- Nathan Tune to Lance Dunbar vs. Troy (10-24-09)*
- 59- Riley Dodge to Jamaal Jackson vs. Ball State (9-3-09)
- 46- Nathan Tune to Michael Outlaw vs. FAU (10-17-09)
- 38- Riley Dodge to Jamaal Jackson vs. WKU (10-31-09)*
- 37- Riley Dodge to Lance Dunbar vs. ULL (10-10-09)
- 35- Nathan Tune to Michael Outlaw vs. Troy (10-24-09)
- 34- Riley Dodge to B. J. Lewis vs. WKU (10-31-09)
- 34- Nathan Tune to Lance Dunbar vs. Alabama (9-19-09)*
- 32- Nathan Tune to Michael Outlaw vs. Alabama (9-19-09)

Rush (20 yards or greater)

- 71- Lance Dunbar vs. WKU (10-31-09)*
- 69- Lance Dunbar vs. Troy (10-24-09)*
- 66- Lance Dunbar vs. Middle Tennessee (9-26-09)*
- 50- Lance Dunbar vs. FAU (10-17-09)
- 48- Lance Dunbar vs. FAU (10-17-09)
- 37- Lance Dunbar vs. ULL (10-10-09)*
- 25- Cam Montgomery vs. Ball State (9-3-09)
- 25- Lance Dunbar vs. ULL (10-10-09)
- 23- Lance Dunbar vs. FAU (10-17-09)*
- 22- Riley Dodge vs. ULL (10-10-09)
- 21- Riley Dodge vs. Middle Tennessee (9-26-09)

Punt (50 yards or greater)

- 52- Will Atterberry vs. Alabama (9-19-09)
- 51- Will Atterberry vs. Ball State (9-3-09)
- 51- Will Atterberry vs. Middle Tennessee (9-26-09)

Kick Return (30 yards or greater)

- 73- Royce Hill vs. Middle Tennessee (9-26-09)
- 53- Jamaal Jackson vs. Troy (10-24-09)
- 44- Jamaal Jackson vs. WKU (10-31-09)
- 40- Royce Hill vs. ULL (10-10-09)
- 34- Ira Smith vs. FAU (10-17-09)
- 31- Jamaal Jackson vs. ULM (11-7-09)
- 30- Jamaal Jackson vs. WKU (10-31-09)

Punt Return (20 yards or greater)

- 29- Darius Carey vs. ULM (11-7-09)

Field Goal (40 yards or greater)

Interception (20 yards or greater)

- 57- Royce Hill vs. Ball State (9-3-09)

* *Touchdown*



2009 OPPONENT LONG PLAYS

Pass (30 yards or greater)

- 58- Levi Brown (Troy) to Cornelius Williams (10-24-09)
- 52- Trey Revell (ULM) to LaGregory Sapp (11-7-09)
- 51- Rusty Smith (FAU) to Chris Bonner (10-17-09)
- 50- Dwight Dasher (MTSU) to B. Cunningham (9-26-09)*
- 39- Levi Brown (Troy) to Jerrel Jernigan (10-24-09)
- 39- Levi Brown (Troy) to Tebrius Gill (10-24-09)
- 39- Levi Brown (Troy) to Austin Silvoy (10-24-09)
- 39- Kewaun Jakes (WKU) to Derrius Brooks (10-31-09)
- 38- Trey Revell (ULM) to Darrell McNeal (11-7-09)
- 35- Dwight Dasher (MTSU) to S. McDonald (9-26-09)
- 34- Greg McElroy (Alabama) to Marquis Maze (9-19-09)*
- 34- Kelly Page (Ball State) to Briggs Orsbon (9-3-09)
- 32- Theo Scott (Ohio) to Riley Dunlop (9-12-09)

Rush (20 yards or greater)

- 61- Marell Booker (WKU) (10-31-09)*
- 50- Tyrell Hayden (WKU) (10-31-09)*
- 42- Bobby Rainey (WKU) (10-31-09)
- 38- Tony Richardson (Alabama) (9-19-09)
- 31- MiQuale Lewis (Ball State) (9-3-09)
- 29- Willie Rose (FAU) (10-17-09)
- 27- D.J. Taylor (Troy) (10-24-09)
- 27- B. Cunningham (Ohio) (9-26-09)
- 27- MiQuale Lewis (Ball State) (9-3-09)*
- 25- Frank Goodin (ULM) (11-7-09)*
- 25- Chris Masson (Louisiana-Lafayette) (10-10-09)*
- 24- Luther Ambrose (ULM) (11-7-09)
- 22- Mark Ingram (Alabama) (9-19-09)
- 21- DuJuan Harris (Troy) (10-24-09)

Punt (50 yards or greater)

- 63- Scott Kovanda, (Ball State) (9-3-09)
- 56- Scott Love (ULM) (11-7-09)
- 55- David DeFatta (MTSU) (9-26-09)
- 50- Will Goggins (Troy) (10-24-09)

Kick Return (30 yards or greater)

- 81- Derrius Brooks (WKU) (10-31-09)
- 63- Luther Ambrose (ULM) (11-7-09)
- 61- Javier Arenas (Alabama) (9-19-09)
- 45- Bobby Rainey (WKU) (10-31-09)
- 31- Orkeys Auriene (Louisiana-Lafayette) (10-10-09)

Punt Return (20 yards or greater)

- 36- Javier Arenas (Alabama) (9-19-09)
- 33- Joseph Andrew (Louisiana-Lafayette) (10-10-09)*
- 30- Riley Dunlop (Ohio) (9-12-09)

Field Goal (40 yards or greater)

- 48- Alan Gendreau (MTSU) (9-26-09)
- 47- Matt Weller (Ohio) (9-12-09)
- 44- Matt Weller (Ohio) (9-12-09)

- 43- Radi Jabour (ULM) (11-7-09)

- 43- Radi Jabour (ULM) (11-7-09)

Interception (20 yards or greater)

- 70- Dwight Bently (Louisiana-Lafayette) (10-10-09)*
- 69- Kenny Jackson (Ohio) (9-12-09)*
- 36- Kevin Brown (MTSU) (9-26-09)

* *Touchdown*



LAST TIME IT HAPPENED...

INDIVIDUAL

RUSHING FOR OVER 150 YARDS

NT: Lance Dunbar, 227 yards, WKU, 10-31-09

Opp: Phillip Tanner, 159 yards, Middle Tennessee, 11-22-08

RUSHING FOR OVER 200 YARDS

NT: Lance Dunbar, 227 yards, WKU, 10-31-09

Opp: Irving Spikes, 254 yards, NE Louisiana, 11-20-93

RUSHED FOR TWO TOUCHDOWNS IN A GAME

NT: Riley Dodge (3), WKU, 10-31-09

Opp: Frank Goodin (2), ULM, 11-7-09

RUSHED FOR THREE TOUCHDOWNS IN A GAME

NT: Riley Dodge (3), WKU, 10-31-09

Opp: Zerb Singleton (3), Navy, 11-10-07

TWO RUNNERS OVER 100 YARDS IN A GAME

NT: Patrick Cobbs (131) & Roy Bishop (107) vs. Baylor, 9-6-03

Opp: David Wolke (178) & Tyrell Hayden (117) WKU, 11-1-08

PASSING FOR OVER 300 YARDS

NT: Riley Dodge, 313, MTSU, 9-26-09

Opp: Levi Brown, 469, Troy, 10-24-09

PASSING FOR OVER 400 YARDS

NT: Giovanni Vizza, 478 yards, vs. Navy, 11-10-07

Opp: Levi Brown, 469, Troy, 10-24-09

PASSING FOR THREE TOUCHDOWNS IN A GAME

NT: Riley Dodge (4), WKU, 10-31-09

Opp: Rusty Smith (3), FAU, 10-17-09

PASSING FOR FOUR TOUCHDOWNS IN A GAME

NT: Riley Dodge (4), WKU, 10-31-09

Opp: Rusty Smith (4), FAU, 11-8-08

RECEIVING YARDS OVER 150

NT: Casey Fitzgerald, 231 yards, vs. ULL 10-11-08

Opp: LaGregory Sapp, 187 yards, ULM, 11-7-09

RECEIVING YARDS OVER 200

NT: Casey Fitzgerald, 231 yards, vs. ULL, 10-11-08

Opp: Trevor Insley, 263 yards, Nevada, 10-30-99

THREE TOUCHDOWNS RECEIVING

NT: Casey Fitzgerald (5) vs. Navy, 11-10-07

Opp: Jason Chery, ULL (3), 10-11-08

TWO RECEIVERS OVER 100 YARDS IN A GAME

NT: Casey Fitzgerald (134), Corey Washington (127), & Sam Dibrell (113) vs. Navy, 11-10-07

Opp: J. Dillard (114) & Toren Dixon (101), Rice, 9-27-08

THREE TOUCHDOWNS SCORED IN A GAME

NT: Riley Dodge (3), WKU, 10-31-09

Opp: Jason Chery (5), ULL, 10-11-08

FOUR TOUCHDOWNS SCORED IN A GAME

NT: Lance Dunbar (4), Louisiana-Lafayette, 10-10-09

Opp: Jason Chery (5), ULL, 10-11-08

FOUR FIELD GOALS IN A GAME

NT: Denis Hopovac, 5 field goals vs. FIU, 10-7-06

Opp: Nick Browne, TCU, 9-1-01

PUNT RETURN FOR A TOUCHDOWN

NT: Johnny Quinn, 85 yards vs. Louisiana-Monroe 10-30-04

Opp: Tridand Holliday, 92 yards, LSU, 9-13-08

KICKOFF RETURN FOR A TOUCHDOWN

NT: Broderick McGrew, 100 yards vs. Utah State, 11-14-98

Opp: Jorrick Calvin, 95 yards, Troy, 10-25-08

INTERCEPTION RETURN FOR A TOUCHDOWN

NT: Tobe Nwigwe, 97 yards, vs. WKU, 11-1-08

Opp: Dwight Bently, 70 yards, Louisiana-Lafayette (10-10-09)

FUMBLE RETURN FOR A TOUCHDOWN

NT: T.J. Covington, 100 yards, vs. Utah State 10-9-04

Opp: Aaron Lewis, 0 yards, Texas, 9-2-06

BLOCKED PUNT RETURN FOR A TOUCHDOWN

NT: Chris Neal, vs. WKU, 5 yards, 11-24-07

Opp: Andrew Joseph, 33 yards, Louisiana-Lafayette, 10-10-09

SAFETY SCORED

NT: Eddrick Gilmore vs. WKU, 10-31-09

Opp: Team vs. Troy, 10-24-09

BLOCKED FIELD GOAL RETURN FOR A TD

NT: Phillip Littlejohn, 66 yards, vs. Idaho, 10-4-97

Opp: Gary Love, Arizona, 60 yards, 9-28-02

TEAM

300 YARDS RUSHING IN A GAME

NT: 321 yards vs. WKU, 10-31-09

Opp: 314 yards vs. WKU, 11-1-08

400 YARDS PASSING IN A GAME

NT: 478 yards vs. Navy, 11-10-07

Opp: 492 yards, Troy, 10-24-09

500 YARDS IN TOTAL OFFENSE

NT: 583 yards vs. WKU, 10-31-09

Opp: 697 yards, Troy, 10-24-09

50 RUSHING ATTEMPTS

NT: 51 vs. Ball State, 9-3-09

Opp: 57, Navy, 11-10-07

80 OFFENSIVE PLAYS

NT: 81 vs. Louisiana-Lafayette, 10-10-09

Opp: 94, Troy, 10-24-09

50+ POINTS IN A GAME

NT: 68 vs. WKU, 10-31-09

Opp: 50, Troy, 10-24-09

60+ POINTS IN A GAME

NT: 68, vs. WKU, 10-31-09

Opp: 77, vs. Rice, 9-27-08

30 FIRST DOWNS

NT: 31 vs. WKU, 10-31-09

Opp: 31, Navy, 11-10-07

SHUTOUT RECORDED

NT: 21-0 vs. Troy State, 10-30-03

Opp: 35-0, Middle Tennessee, 9-30-06

LESS THAN 200 YARDS TOTAL OFFENSE ALLOWED

NT: 187 vs. Alabama, 9-19-09

Opp: 137, UL-Monroe, 11-18-06

LESS THAN 100 YARDS RUSHING ALLOWED

NT: 63, Ohio, 9-12-09

Opp: 79, ULM, 11-7-09

LESS THAN 100 YARDS PASSING ALLOWED

NT: 40, vs. Troy, 10-4-05

Opp: 63, UL-Monroe, 11-18-06



MEAN GREEN CAREER HIGHS

#11 Riley Dodge, QB, Fr.

Attempts	54 vs. Middle Tennessee (9-26-09)
Completions	35 vs. Middle Tennessee (9-26-09)
Passing Yards	313 vs. Middle Tennessee (9-26-09)
Passing Touchdowns	4 vs. WKU (10-31-09)
Long Pass	69 vs. FAU (10-17-09)
Rushes	15 vs. WKU (10-31-09)
Rushing Yards	73 vs. Ball State (9-3-09)
Longest Rush	27 vs. Tulsa (9-6-08)
Rushing Touchdowns	3 vs. WKU (10-31-09)

#26 Cam Montgomery, RB, Sr.

Rushes	23 vs. ULM (10-18-08)
Rushing Yards	149 vs. Ball State (9-3-09)
Longest Rush	42 vs. MTSU (11-22-08)
Touchdowns	2, three times

#5 Lance Dunbar, RB, So

Rushes	32 vs. Louisiana-Lafayette (10-10-09)
Rushing Yards	238 vs. FAU (10-17-09)
Longest Rush	71 vs. WKU (10-31-09)
Reception	60 vs. Troy (10-24-09)
Touchdowns	4 vs. Louisiana-Lafayette (10-10-09)

#2 James Hamilton, RB, So.

Rushes	7 vs. Florida Atlantic (11-8-08)
Rushing Yards	31, twice
Longest Rush	23 vs. Florida Atlantic (11-8-08)
Reception	15 vs. Western Kentucky (11-1-08)
Touchdowns	1, twice

#15 Jamaal Jackson, WR, Jr.

Receptions	11 vs. Middle Tennessee (9-26-09)
Receiving Yards	86 vs. Ball State (9-3-09)
Touchdowns	2 vs. WKU (10-31-09)
Long Reception	69 vs. FAU (10-17-09)

#82 Michael Outlaw, WR, Jr.

Receptions	7, twice
Receiving Yards	112 vs. Troy (10-24-09)
Touchdowns	1, twice
Long Reception	46 vs. FAU (10-17-09)

#4 Alex Lott, WR, Jr.

Receptions	7, twice
Receiving Yards	69 vs. FIU (10-4-08)
Touchdowns	1, twice
Long Reception	27 vs. ULM (11-7-09)

#19 Darius Carey, WR, Fr.

Receptions	9, vs. ULM (11-7-09)
Receiving Yards	72 vs. ULM (11-7-09)
Touchdowns	2 vs. WKU (10-31-09)
Long Reception	21 vs. Middle Tennessee (9-26-09)

#9 B. J. Lewis, WR, So.

Receptions	5 vs. Middle Tennessee (9-26-09)
Receiving Yards	59 vs. Middle Tennessee (9-26-09)
Touchdowns	
Long Reception	34 vs. WKU (10-31-09)

#49 Jeremy Knott, K, Jr.

Long Field Goal	47 yards vs. Tulsa (9-6-08)
Most Field Goals	3, three times
Most Made PATs	4 vs. FAU (10-17-09)

#47 Brandon Akpunku, DE, So.

Tackles	8, twice
Tackles For Loss	3.0 vs. Middle Tennessee (9-26-09)
Sacks	1.0, three times

#94 Eddrick Gilmore, DT, Sr.

Tackles	6 vs. Ohio (9-12-09)
Tackles For Loss	2.0, twice
Sacks	2 vs. Arkansas State (11-29-08)

#99 Shavod Atkinson, DT, Jr.

Tackles	5, twice
Tackles For Loss	2.0 vs. Ohio (9-12-09)
Sacks	2.0 vs. Ohio (9-12-09)

#91 Kelvin Jackson, DT, Jr.

Tackles	4 vs. Ball State (9-3-09)
Tackles For Loss	1 vs. WKU (10-31-09)
Sacks	

#52 Sam Owusu-Hemeng, DE, Jr.

Tackles	3 vs. Kansas State (8-30-08)
Tackles For Loss	1.5 vs. Ohio (9-12-09)
Sacks	1.0 vs. Louisiana-Lafayette (10-10-09)

#44 Toby Nwigwe, LB, Sr.

Tackles	15 vs. Ohio (9-12-09)
Tackles For Loss	2.5 vs. Tulsa (9-16-06)
Interceptions	1, three times

#42 Craig Robertson, LB, Jr.

Tackles	12 vs. Ball State (9-3-09)
Tackles For Loss	2, twice
Interceptions	2 vs. Troy (10-20-07)

#37 Kylie Hill, LB, Sr.

Tackles	11 vs. WKU (11-1-08)
Passes Broken Up	1, three times
Interception	1, twice

#25 Ira Smith, DB, Jr.

Tackles	12 vs. Troy (10-24-09)
Passes Broken Up	1, twice
Interception	1 vs. ULM (11-7-09)

#10 DaWaylon Cook, DR, So.

Tackles	11 vs. Alabama (9-19-09)
Passes Broken Up	1 vs. Alabama (9-19-09)
Interception	

#21 Royce Hill, DB, So.

Tackles	8, twice
Passes Broken Up	1 vs. Kansas State (8-30-08)
Interception	1, twice

#22 Adryan Adams, DB, Sr.

Tackles	7 vs. Troy (10-25-08)
Passes Broken Up	2 vs. Western Kentucky (11-1-08)
Interception	1 vs. Middle Tennessee (11-22-08)

#41 Will Atterberry, P, Fr.

Longest Punt	52 vs. Alabama (9-19-09)
--------------	--------------------------



MEAN GREEN DEPTH CHART

20						Specialists							
						PK #49	Jeremy Knott						
					PH #6					Nathan Tune			
					P #41					Will Atterberry			
					KR #10					DaWaylon Cook			
					KR #19					Royce Hill			
					PR #21					Darius Carey			
					DS #86					Christian Davidson			
30						O							
						Running Back							
					#5 Lance Dunbar <i>or</i>								
					#26 Cam Montgomery								
40	O		O		O		O		O				
	Wide Receiver		Wide Receiver		Quarterback		Wide Receiver		Wide Receiver				
#82 Michael Outlaw		#15 Jamaal Jackson		#11 Riley Dodge		#19 Darius Carey		#9 B.J. Lewis					
#8 Sam Roberson		#3 Willie Taylor		#6 Nathan Tune		#4 Alex Lott		#89 Forrest Rucker					
50	O		O		O		O		O				
	Right Tackle		Right Guard		Center		Left Guard		Left Tackle				
#77 Esteban Santiago		#57 Tyler Bailey		#56 J.J. Johnson		#68 Kelvin Drake		#64 Victor Gill					
#73 Jeremy Bean		#70 Coleman Feeley		#60 Aaron Fotenberry		#62 Gabe Hollivay		#72 Matt Tomlinson					
40	X		X		X		X		X				
	Defensive End		Defensive Tackle		Defensive Tackle		Defensive Tackle		Defensive End				
#47 Brandon Akpunku <i>or</i>		#99 Shavod Atkinson <i>or</i>		#91 Kelvin Jackson		#96 Tevinn Cantly		#94 Eddrick Gilmore					
#48 K.C. Obi		#92 Draylen Ross		#52 Sam Owusu-Hemeng									
30	X		X		X		X		X				
	Outside Linebacker		Middle Linebacker		Middle Linebacker		Middle Linebacker		Outside Linebacker				
#37 Kylie Hill <i>or</i>		#31 A.J. Penson		#31 A.J. Penson		#31 A.J. Penson		#42 Craig Robertson					
#45 Jeremy Phillips		#53 Daniel Prior		#53 Daniel Prior		#53 Daniel Prior		#54 Robbie Deheck					
20	X		X		X		X		X				
	Cornerback		Safety		Safety		Safety		Cornerback				
#21 Royce Hill		#25 Ira Smith		#10 DaWaylon Cook		#18 John Shorter		#22 Adryan Adams					
#35 Antoine Bush		#23 Darien Williams		#27 Robby Gordon									



UNIVERSITY OF NORTH TEXAS ROSTER - NUMERICAL

1	Brigham, Desmond	DB	6-1	184	Fr.	RS	Caddo Mills, Texas (Caddo Mills HS)	48	Obi, Kenechukwu	DE	6-2	214	Fr.	HS	Mission Hills, Ca. (Bishop Alemany HS)
2	Hamilton, James	RB	5-8	178	So.	1L	Cedar Hill, Texas (Cedar Hill HS)	49	Knott, Jeremy	K	6-3	182	Sr.	1L	Tulsa, Okla. (NE Okla. A&M)
3	Stubblefield, Arthur	DB	5-10	182	Sr.	1L	Houston, Texas (Eisenhower HS)	50	Leppo, Nick	OL	6-3	246	Fr.	HS	Southlake, Texas (Carroll HS)
3	Taylor, Willie	WR	5-10	175	Fr.	RS	Dallas, Texas (Hillcrest HS)	51	Acton, Jared	OL	5-11	287	Fr.	RS	Southlake, Texas (Carroll HS)
4	Lott, Alex	WR	5-9	173	Jr.	1L	Plano, Texas (Texas Lutheran)	51	January, Sean	LB	6-0	234	Jr.	TR	Cave Creek, Arizona (Scottsdale CC)
5	Dunbar, Lance	RB	5-9	202	So.	1L	Haltom City, Texas (Haltom HS)	52	Owusu-Hemeng, Sam	DE	6-1	242	Jr.	1L	Arlington, Texas (Seguin HS)
6	Tune, Nathan	QB	6-4	206	Jr.	2L	Celina, Texas (Celina HS)	53	Foster, Ryan	LB	6-2	227	Fr.	TR	Grand Prairie, Texas (Prairie View)
7	Wilson, Jamaal	DB	5-10	181	So.	SQ	DeSoto, Texas (DeSoto HS)	53	Prior, Daniel	LB	6-2	215	Fr.	HS	Henderson, Texas (Henderson HS)
7	Thompson, Derek	QB	6-4	223	Fr.	HS	Glen Rose, Texas (Glen Rose HS)	54	Deheck, Robbie	LB	6-2	231	So.	1L	Azle, Texas (Azle HS)
8	Roberson, Sam	WR	6-4	220	So.	1L	Somerville, Texas (Somerville HS)	56	Johnson, J.J.	OL	6-3	283	So.	1L	Plano, Texas (Plano West HS)
9	Lewis, B.J.	WR	6-1	197	So.	1L	Waco, Texas (Robinson HS)	57	Bailey, Tyler	OL	6-2	292	Sr.	3L	Lexington, Ky. (Paul Dunbar HS)
10	Cook, DaWaylon	DB	6-1	196	So.	1L	Dallas, Texas (Samuell HS)	57	Nailor, Joseph	DE	6-2	235	So.	TR	Houston, Texas (Idaho State)
11	Dodge, Riley	QB	6-0	193	Fr.	RS	Southlake, Texas (Carroll HS)	58	Holt, Dan	OL	6-4	299	Fr.	TR	McKinney, Texas (Midwestern St.)
13	Baine, Chase	QB	6-0	198	Fr.	RS	Lake Dallas, Texas (Lake Dallas HS)	60	Fortenberry, Aaron	OL	6-4	288	Fr.	RS	Era, Texas (Era HS)
15	Jackson, Jamaal	WR	5-10	163	Jr.	TR	Amite, La. (Southwest Miss. CC)	62	Hollivay, Gabe	OL	6-3	328	Sr.	1L	Hamilton, Miss. (Itawamba CC)
17	Johnson, Breece	WR	6-1	178	Jr.	2L	Colleyville, Texas (Heritage HS)	63	White, Kyle	DT	6-2	309	Fr.	HS	New Orleans, Louisiana (McDonogh 35 HS)
18	Shorter, John	DB	6-0	195	So.	1L	Dallas, Texas (Lake Highlands HS)	64	Gill, Victor	OL	6-4	261	Jr.	2L	Argyle, Texas (Argyle HS)
18	Jones, Bennie	WR	6-2	165	Jr.	TR	Marlin, Texas (Navarro JC)	65	Flax, Kennan	OL	6-4	283	Fr.	HS	Houston, Texas (Cy-Ridge HS)
19	Carey, Darius	WR	5-10	188	Fr.	HS	New Orleans, Louisiana (Helen Cox HS)	66	Kaiser, Jacob	OL	6-7	311	So.	SQ	Greensburg, Pa. (Central Catholic HS)
20	Chatman, Justin	DB	5-9	180	So.	TR	Mesquite, Texas (Minnesota)	67	Williams, Ryan	OL	6-2	219	Fr.	HS	Southlake, Texas (Carroll HS)
20	Jackson, Jamel	WR	5-9	171	Jr.	TR	Killeen, Texas (Northwestern St)	68	Drake, Kelvin	OL	6-2	280	Jr.	2L	Galveston, Texas (Ball HS)
21	Hill, Royce	DB	6-0	177	So.	1L	Houston, Texas (Cypress Ridge HS)	69	Bruner, Jason	OL	6-9	311	Jr.	TR	Mineola, Texas (Trinity Valley CC)
22	Adams, Adryan	DB	6-0	182	Sr.	1L	Oklahoma City, Okla. (NE Okla. A&M)	70	Feeley, Coleman	OL	6-4	305	So.	1L	Austin, Texas (Anderson HS)
23	Williams, Darien	DB	5-10	189	So.	1L	Vernon, Texas (Vernon HS)	72	Tomlinson, Matt	OL	6-5	297	So.	SQ	Klein, Texas (Klein HS)
24	Mathis, Jeremi	RB	6-1	215	Fr.	RS	Arlington, Texas (Martin HS)	73	Bean, Jeremy	OL	6-5	301	Jr.	TR	Bethel, Okla. (NE Okla. A&M)
25	Smith, Ira	DB	5-11	183	Jr.	TR	Long Beach, Mississippi (Gulf Coast CC)	74	Franklin, Troy	OL	6-5	272	So.	1L	Celina, Texas (Celina HS)
25	Ponce, Matt	RB	5-11	198	Fr.	HS	Whitehouse, Texas (Whitehouse HS)	76	Noble, John	OL	6-6	296	Fr.	HS	Rockwall, Texas (Rockwall HS)
26	Montgomery, Cam	RB	6-1	218	Sr.	1L	The Woodlands, Texas (NE Miss. JC)	77	Santiago, Esteban	OL	6-3	296	Jr.	2L	El Paso, Texas (Coronado HS)
27	Gordon, Robbie	DB	6-0	181	Jr.	1L	Ardmore, Okla. (Ardmore HS)	78	Kokjohn, Troy	OL	6-2	242	So.	1L	Carrollton, Texas (Hebron HS)
27	Schutzta, Casey	WR	5-10	170	Fr.	HS	Eules, Texas (Trinity HS)	79	Jenkins, Nate	OL	6-4	349	Jr.	SQ	Hattiesburg, Miss. (Pearle River CC)
29	Roberts, Phillip	DB	5-11	195	Fr.	RS	Killeen, Texas (Ellison HS)	80	Dickerson, Kevin	WR	6-0	200	Sr.	2L	Fort Worth, Texas (Calvary Christian)
29	Jackson, Hilbert	DB	6-1	181	Fr.	HS	Rowlett, Texas (Rowlett HS)	82	Outlaw, Michael	WR	6-0	185	Jr.	TR	Starkville, Miss. (East Miss. CC)
30	Deans, Trent	K	6-0	184	Fr.	RS	Sherman, Texas (Sherman HS)	83	Seidle, Bryant	TE	6-2	233	Sr.	2L	Cypress, Texas (Cy-Fair HS)
30	Gandy, Shelton	RB	5-8	170	Fr.	HS	Denton, Texas (Ryan HS)	84	Brown, Greg	WR	6-1	217	So.	1L	Grand Prairie, Texas (Grand Prairie HS)
31	Penson, A.J.	LB	6-1	225	Jr.	2L	Lufkin, Texas (Lufkin HS)	85	Fitzpatrick, Austin	TE	6-3	200	Fr.	HS	Friendswood, Texas (Friendswood HS)
31	Squier, Weston	RB	5-8	154	So.	SQ	Sanger, Texas (Sanger HS)	86	Davidson, Christian	LB	6-2	222	Sr.	2L	Spring, Texas (Klein Oak HS)
32	Mosley, Micah	RB	6-0	224	Jr.	2L	Nederland, Texas (Nederland HS)	87	Brainard, Chris	WR	5-11	158	Fr.	HS	Southlake, Texas (Carroll HS)
34	Neal, Chris	DB	5-9	168	Jr.	2L	Kaufman, Texas (Kaufman HS)	88	Stradford, Tyler	WR	6-2	190	Fr.	TR	New Orleans, La. (Oklahoma)
35	Bush, Antoine	DB	5-10	194	Sr.	3L	Tyler, Texas (John Tyler HS)	89	Cruz, Rory	WR	6-0	160	Fr.	TR	Arlington, Texas (SW Okla. State)
36	Davis, Marquese	LB	6-1	232	So.	1L	Atlanta, Texas (Atlanta HS)	89	Rucker, Forrest	WR	6-6	215	Fr.	RS	Hearne, Texas (Hearne HS)
37	Hill, Kylie	LB	5-11	190	Sr.	1L	Bristow, Okla. (NE Okla. A&M)	90	Cole III, Mack	DE	6-4	228	Sr.	1L	Topeka, Kan. (Fort Scott CC)
39	Ekwerekwu, John	RB	5-11	208	Jr.	SQ	Carrollton, Texas (R.L. Turner HS)	91	Jackson, Kelvin	DT	6-2	309	Fr.	TR	Hermanville, Miss. (Itawamba CC)
39	Serrano, Jose	K	5-11	199	Fr.	HS	Dallas, Texas (Skyline HS)	92	Ross, Draylen	DL	6-4	292	Jr.	2L	Fort Worth, Texas (Diamond Hill-Jarvis HS)
40	Washington, Tyler	LB	6-1	221	Fr.	HS	Cedar Hill, Texas (Cedar Hill HS)	93	Anyiam, LaChristopher	DL	6-4	287	Fr.	HS	Allen, Texas (Allen HS)
41	Atterberry, Will	K/P	5-11	187	Fr.	HS	Lewisville, Texas (Lewisville HS)	94	Gilmore, Eddrick	DE	6-5	269	Sr.	3L	Houston, Texas (Alief Hastings HS)
42	Robertson, Craig	LB	6-1	221	Jr.	2L	Stafford, Texas (Stafford HS)	95	DeSoto, Jesse	DL	6-1	289	Jr.	2L	San Antonio, Texas (Lee HS)
44	Nwigwe, Tobe	LB	6-2	240	Sr.	2L	Houston, Texas (Alief Elsik HS)	96	Cantly, Tevinn	DE	6-4	301	Fr.	RS	Arlington, Texas (Lamar HS)
45	Phillips, Jeremy	LB	6-3	198	Fr.	RS	Waller, Texas (Waller HS)	97	Hawthorne, Joe	DT	6-4	270	Fr.	RS	Arlington, Texas (Martin HS)
46	Herron, Julian	LB	6-2	199	Fr.	TR	Arlington, Texas (Bowie HS)	98	Weber, John	DE	6-3	288	Jr.	TR	Harvey, Louisiana (Itawamba CC)
47	Akpunku, Brandon	DE	6-1	226	So.	1L	Cedar Hill, Texas (Cedar Hill HS)	99	Atkinson, Shavod	DT	6-2	307	Jr.	TR	Hobart, Okla. (Independence CC)
48	Monroe, Charles	RB	5-10	220	Fr.	HS	Mesquite, Texas (Mesquite HS)								



UNIVERSITY OF NORTH TEXAS ROSTER - ALPHABETICAL

51 Acton, Jared	OL	5-11	287	Fr.	Southlake, Texas (Carroll HS)	51 January, Sean	LB	6-0	234	Jr.	Cave Creek, Arizona (Scottsdale CC)
22 Adams, Adryan	DB	6-0	182	Sr.	Oklahoma City, Okla. (NE Okla. A&M)	79 Jenkins, Nate	OL	6-4	349	Jr.	Hattiesburg, Miss. (Pearle River CC)
47 Akpunku, Brandon	DE	6-1	226	So.	Cedar Hill, Texas (Cedar Hill HS)	17 Johnson, Breece	WR	6-1	178	Jr.	Colleyville, Texas (Heritage HS)
93 Anyiam, LaChristopher	DL	6-4	287	Fr.	Allen, Texas (Allen HS)	56 Johnson, J.J.	OL	6-3	283	So.	Plano, Texas (Plano West HS)
99 Atkinson, Shavod	DT	6-2	307	Jr.	Hobart, Okla. (Independence CC)	18 Jones, Bennie	WR	6-2	165	Jr.	Marlin, Texas (Navarro JC)
41 Atterberry, Will	K/P	5-11	187	Fr.	Lewisville, Texas (Lewisville HS)	66 Kaiser, Jacob	OL	6-7	311	So.	Greensburg, Pa. (Central Catholic HS)
57 Bailey, Tyler	OL	6-2	292	Sr.	Lexington, Ky. (Paul Dunbar HS)	49 Knott, Jeremy	K	6-3	182	Sr.	Tulsa, Okla. (NE Okla. A&M)
13 Baine, Chase	QB	6-0	198	Fr.	Lake Dallas, Texas (Lake Dallas HS)	78 Kokjohn, Troy	OL	6-2	242	So.	Carrollton, Texas (Hebron HS)
73 Bean, Jeremy	OL	6-5	301	Jr.	Bethel, Okla. (NE Okla. A&M)	50 Leppo, Nick	OL	6-3	246	Fr.	Southlake, Texas (Carroll HS)
87 Brainard, Chris	WR	5-11	158	Fr.	Southlake, Texas (Carroll HS)	9 Lewis, B.J.	WR	6-1	197	So.	Waco, Texas (Robinson HS)
1 Brigham, Desmond	DB	6-1	184	Fr.	Caddo Mills, Texas (Caddo Mills HS)	4 Lott, Alex	WR	5-9	173	Jr.	Plano, Texas (Texas Lutheran)
84 Brown, Greg	WR	6-1	217	So.	Grand Prairie, Texas (Grand Prairie HS)	24 Mathis, Jeremi	RB	6-1	215	Fr.	Arlington, Texas (Martin HS)
69 Bruner, Jason	OL	6-9	311	Jr.	Mineola, Texas (Trinity Valley CC)	48 Monroe, Charles	RB	5-10	220	Fr.	Mesquite, Texas (Mesquite HS)
35 Bush, Antoine	DB	5-10	194	Sr.	Tyler, Texas (John Tyler HS)	26 Montgomery, Cam	RB	6-1	218	Sr.	The Woodlands, Texas (NE Mississippi JC)
96 Cantly, Tevinn	DT	6-4	301	Fr.	Arlington, Texas (Lamar HS)	32 Mosley, Micah	RB	6-0	224	Jr.	Nederland, Texas (Nederland HS)
19 Carey, Darius	WR	5-10	188	Fr.	New Orleans, Louisiana (Helen Cox HS)	57 Nailor, Joseph	DE	6-2	235	So.	Houston, Texas (Idaho State)
20 Chatman, Justin	DB	5-9	180	So.	Mesquite, Texas (Minnesota)	34 Neal, Chris	DB	5-9	168	Jr.	Kaufman, Texas (Kaufman HS)
90 Cole III, Mack	DE	6-4	228	Sr.	Topeka, Kan. (Fort Scott CC)	76 Noble, John	OL	6-6	296	Fr.	Rockwall, Texas (Rockwall HS)
10 Cook, DaWaylon	DB	6-1	196	So.	Dallas, Texas (Samuell HS)	44 Nwigwe, Tobe	LB	6-2	240	Sr.	Houston, Texas (Alief Elisik HS)
89 Cruz, Rory	WR	6-0	160	Fr.	Arlington, Texas (SW Okla. State)	48 Obi, Kenechukwu	DE	6-2	214	Fr.	Mission Hills, California (Bishop Alemany HS)
86 Davidson, Christian	LB	6-2	222	Sr.	Spring, Texas (Klein Oak HS)	82 Outlaw, Michael	WR	6-0	185	Jr.	Starkville, Miss. (East Miss. CC)
36 Davis, Marquese	LB	6-1	232	So.	Atlanta, Texas (Atlanta HS)	52 Owusu-Hemeng, Sam	DE	6-1	242	Jr.	Arlington, Texas (Seguin HS)
30 Deans, Trent	K	6-0	184	Fr.	Sherman, Texas (Sherman HS)	31 Penson, A.J.	LB	6-1	225	Jr.	Lufkin, Texas (Lufkin HS)
54 Deheck, Robbie	LB	6-2	231	So.	Azle, Texas (Azle HS)	45 Phillips, Jeremy	LB	6-3	198	Fr.	Waller, Texas (Waller HS)
95 DeSoto, Jesse	DL	6-1	289	Jr.	San Antonio, Texas (Lee HS)	25 Ponce, Matt	RB	5-11	198	Fr.	Whitehouse, Texas (Whitehouse HS)
80 Dickerson, Kevin	WR	5-10	200	Sr.	Fort Worth, Texas (Calvary Christian Acad.)	53 Prior, Daniel	LB	6-2	215	Fr.	Henderson, Texas (Henderson HS)
11 Dodge, Riley	QB	6-0	193	Fr.	Southlake, Texas (Carroll HS)	8 Roberson, Sam	WR	6-4	220	So.	Somerville, Texas (Somerville HS)
68 Drake, Kelvin	OL	6-2	280	Jr.	Galveston, Texas (Ball HS)	42 Robertson, Craig	LB	6-1	221	Jr.	Stafford, Texas (Stafford HS)
5 Dunbar, Lance	RB	5-9	202	So.	Haltom City, Texas (Haltom HS)	29 Roberts, Phillip	DB	5-11	195	Fr.	Killeen, Texas (Ellison HS)
39 Ekwerekwu, John	RB	5-11	208	Jr.	Carrollton, Texas (R.L. Turner HS)	92 Ross, Draylen	DL	6-4	292	Jr.	Fort Worth, Texas (Diamond Hill-Jarvis HS)
70 Feeley, Coleman	OL	6-4	305	So.	Austin, Texas (Anderson HS)	89 Rucker, Forrest	WR	6-6	215	Fr.	Hearne, Texas (Hearne HS)
85 Fitzpatrick, Austin	TE	6-3	200	Fr.	Friendswood, Texas (Friendswood HS)	77 Santiago, Esteban	OL	6-3	296	Jr.	El Paso, Texas (Coronado HS)
65 Flax, Kennan	OL	6-4	283	Fr.	Houston, Texas (Cy Ridge HS)	83 Seidle, Bryant	TE	6-2	233	Sr.	Cypress, Texas (Cy-Fair HS)
60 Fortenberry, Aaron	OL	6-4	288	Fr.	Era, Texas (Era HS)	39 Serrano, Jose	K	5-11	199	Fr.	Dallas, Texas (Skyline HS)
53 Foster, Ryan	LB	6-2	227	Fr.	Grand Prairie, Texas (Prairie View)	27 Schutzta, Casey	WR	5-10	170	Fr.	Eules, Texas (Trinity HS)
74 Franklin, Troy	OL	6-5	272	So.	Celina, Texas (Celina HS)	18 Shorter, John	DB	6-0	195	So.	Dallas, Texas (Lake Highlands HS)
30 Gandy, Shelton	RB	5-8	170	Fr.	Denton, Texas (Ryan HS)	25 Smith, Ira	DB	5-11	183	Jr.	Long Beach, Mississippi (Gulf Coast CC)
64 Gill, Victor	OL	6-4	261	Jr.	Argyle, Texas (Argyle HS)	31 Squier, Weston	RB	5-8	154	So.	Sanger, Texas (Sanger HS)
94 Gilmore, Eddrick	DE	6-5	269	Sr.	Houston, Texas (Alief Hastings HS)	88 Stradford, Tyler	WR	6-2	190	Fr.	New Orleans, La. (Oklahoma)
27 Gordon, Robbie	DB	6-0	181	Jr.	Ardmore, Okla. (Ardmore HS)	3 Stubblefield, Arthur	DB	5-10	182	Sr.	Houston, Texas (Eisenhower HS)
2 Hamilton, James	RB	5-8	178	So.	Cedar Hill, Texas (Cedar Hill HS)	3 Taylor, Willie	WR	5-10	175	Fr.	Dallas, Texas (Hillcrest HS)
97 Hawthorne, Joe	DT	6-4	270	Fr.	Arlington, Texas (Martin HS)	7 Thompson, Derek	QB	6-4	223	Fr.	Glen Rose, Texas (Glen Rose HS)
46 Herron, Julian	LB	6-2	199	Fr.	Arlington, Texas (Bowie HS)	72 Tomlinson, Matt	OL	6-5	297	So.	Klein, Texas (Klein HS)
37 Hill, Kylie	LB	5-11	190	Sr.	Bristow, Okla. (NE Okla. A&M)	6 Tune, Nathan	QB	6-4	206	Jr.	Celina, Texas (Celina HS)
21 Hill, Royce	DB	6-0	177	So.	Houston, Texas (Cypress Ridge HS)	40 Washington, Tyler	LB	6-1	221	Fr.	Cedar Hill, Texas (Cedar Hill HS)
62 Hollivay, Gabe	OL	6-3	328	Sr.	Hamilton, Miss. (Itawamba CC)	98 Weber, John	DE	6-3	288	Jr.	Harvey, Louisiana (Itawamba CC)
58 Holt, Dan	OL	6-4	299	Fr.	McKinney, Texas (Midwestern State)	63 White, Kyle	DT	6-2	309	Fr.	New Orleans, Louisiana (McDonogh 35 HS)
29 Jackson, Hilbert	DB	6-1	181	Fr.	Rowlett, Texas (Rowlett HS)	23 Williams, Darien	DB	5-10	189	So.	Vernon, Texas (Vernon HS)
15 Jackson, Jamaal	WR	5-10	163	Jr.	Amite, La. (Southwest Miss. CC)	67 Williams, Ryan	OL	6-2	219	Fr.	Southlake, Texas (Carroll HS)
20 Jackson, Jamel	WR	5-9	171	Jr.	Killeen, Texas (Northwestern State)	7 Wilson, Jamal	DB	5-10	181	So.	DeSoto, Texas (DeSoto HS)
91 Jackson, Kelvin	DT	6-2	309	Jr.	Hermanville, Miss. (Itawamba CC)						



NORTH TEXAS COMBINED TEAM STATISTICS

Date	Opponent	Score	Att.	Record:	Overall	Home	Away	Neutral
Sep 03, 2009	at Ball State Cardinals	W 20-10	16054	All games	2-7	1-4	1-3	0-0
Sep 12, 2009	OHIO	L 30-31	16674	Conference	1-5	1-3	0-2	0-0
Sep 19, 2009	at Alabama	L 7-53	92012	Non-Conference	1-2	0-1	1-1	0-0
* Sep 26, 2009	MIDDLE TENNESSEE	L 21-37	22346	Team Statistics				
* Oct 10, 2009	at Louisiana	L 34-38	12141	FIRST DOWNS				
* Oct 17, 2009	FLORIDA ATLANTIC	L 40-44	23319	Rushing 80 92				
* Oct 24, 2009	at TROY	L 26-50	20032	Passing 90 91				
* Oct 31, 2009	WESTERN KENTUCKY	W 68-49	11214	Penalty 16 15				
* Nov 07, 2009	LOUISIANA-MONROE	L 6-33	12167	RUSHING YARDAGE				
				Rushing Attempts 319 359				
				Average Per Rush 5.2 4.8				
				Average Per Game 184.7 192.2				
				TDs Rushing 21 25				
				PASSING YARDAGE				
				Att-Comp-Int 307-203-12 298-167-4				
				Average Per Pass 6.6 7.3				
				Average Per Catch 9.9 13.1				
				Average Per Game 223.8 243.2				
				TDs Passing 11 15				
				TOTAL OFFENSE				
				Average Per Play 5.9 6.0				
				Average Per Game 408.4 435.4				
				KICK RETURNS: #-Yards 49-1156 42-923				
				PUNT RETURNS: #-Yards 5-31 17-200				
				INT RETURNS: #-Yards 4-71 12-222				
				FUMBLES-LOST 17-9 19-8				
				PENALTIES-Yards 61-533 59-568				
				PUNTS-AVG 43-38.4 39-41.0				
				TIME OF POSSESSION/Game 30:28 29:32				
				3RD-DOWN Conversions 51/123 50/128				
				4TH-DOWN Conversions 1/9 10/18				
				Interceptions				
				no. yds avg td lg				
				Hill, Royce 2 58 29.0 0 57				
				Phillips, J. 1 13 13.0 0 13				
				Smith, Ira 1 0 0.0 0 0				
				Punting				
				no. yds avg lg tb fc i20 50+ blk				
				Atterberry, W. 42 1652 39.3 59 3 6 18 6 0				
				TEAM 1 0 0.0 0 0 0 0 1				
				Punt Returns				
				no. yds avg td lg				
				Carey, Darius 3 26 8.7 0 29				
				Hill, Royce 1 2 2.0 0 2				
				Jackson, Jamaal 1 3 3.0 0 0				
				Total 5 31 6.2 0 29				
				Opponents 17 200 11.8 1 36				
				Kick Returns				
				no. yds avg td lg				
				Hill, Royce 14 383 27.4 0 73				
				Jackson, Jamaal 12 361 30.1 0 53				
				Smith, Ira 10 197 19.7 0 34				
				Dunbar, Lance 4 57 14.2 0 18				
				Carey, Darius 3 44 14.7 0 17				
				Hamilton, J. 2 40 20.0 0 21				
				Cook, DaWaylon 2 47 23.5 0 25				
				Seidle, Bryant 1 20 20.0 0 13				
				Mosley, Micah 1 7 7.0 0 7				
				Total 49 1156 23.6 0 73				
				Opponents 42 923 22.0 0 81				
				All Purpose				
				g rush rcv pr kr ir total avg/g				
				Dunbar, Lance 9 1001 248 0 57 0 1306 145.1				
				Jackson, Jamaal 9 -1 506 3 361 0 869 96.6				
				Hill, Royce 9 0 0 2 383 58 443 49.2				
				Carey, Darius 9 4 365 26 44 0 439 48.8				
				Outlaw, Michael 9 0 357 0 0 0 357 39.7				
				Total 9 1662 2014 31 1156 71 4934 548.2				
				Opponents 9 1730 2189 200 923 222 5264 584.9				
				Total Offense				
				g plays rush pass total avg/g				
				Dodge, Riley 7 287 289 1423 1712 244.6				
				Dunbar, Lance 9 142 1001 0 1001 111.2				
				Tune, Nathan 6 100 30 591 621 103.5				
				Montgomery, C. 7 63 266 0 266 38.0				
				Hamilton, J. 7 11 47 0 47 6.7				
				Total 9 626 1662 2014 3676 408.4				
				Opponents 9 657 1730 2189 3919 435.4				
				Rushing				
				gp att gain loss net avg td lg avg/g				
				Dunbar, Lance 9 142 1038 37 1001 7.0 13 71 111.2				
				Dodge, Riley 7 68 352 63 289 4.2 4 22 41.3				
				Montgomery, C. 7 63 293 27 266 4.2 2 25 38.0				
				Hamilton, J. 7 11 51 4 47 4.3 1 18 6.7				
				Mathis, Jeremi 9 11 40 1 39 3.5 0 12 4.3				
				Tune, Nathan 6 12 41 11 30 2.5 0 10 5.0				
				Mosley, Micah 8 3 6 0 6 2.0 0 4 0.8				
				Carey, Darius 9 2 4 0 4 2.0 1 3 0.4				
				Jackson, Jamaal 9 2 8 9 -1 -0.5 0 8 -0.1				
				Baine, Chase 1 1 0 1 -1 -1.0 0 0 -1.0				
				TEAM 4 4 0 18 -18 -4.5 0 0 -4.5				
				Total 9 319 1833 171 1662 5.2 21 71 184.7				
				Opponents 9 359 1967 237 1730 4.8 25 61 192.2				
				Passing				
				gp effc comp-att-int pct yds td lg avg/g				
				Dodge, Riley 7 121.29 143-219-10 65.3 1423 7 69 203.3				
				Tune, Nathan 6 135.05 60-88-2 68.2 591 4 60 98.5				
				Total 9 125.24 203-307-12 66.1 2014 11 69 223.8				
				Opponents 9 131.67 167-298-4 56.0 2189 15 58 243.2				
				Receiving				
				gp no. yds avg td lg avg/g				
				Jackson, Jamaal 9 50 506 10.1 4 69 56.2				
				Carey, Darius 9 41 365 8.9 3 21 40.6				
				Outlaw, Michael 9 31 357 11.5 2 46 39.7				
				Dunbar, Lance 9 21 248 11.8 2 60 27.6				
				Lott, Alex 9 14 122 8.7 0 27 13.6				
				Lewis, B.J. 8 12 164 13.7 0 34 20.5				
				Montgomery, C. 7 11 87 7.9 0 19 12.4				
				Rucker, Forrest 6 7 72 10.3 0 21 12.0				
				Dickerson, K. 7 6 55 9.2 0 18 7.9				
				Roberson, Sam 5 3 39 13.0 0 26 7.8				
				Hamilton, J. 7 2 12 6.0 0 6 1.7				
				Taylor, Willie 2 2 3 1.5 0 4 1.5				
				Brainard, Chris 3 1 6 6.0 0 6 2.0				
				Mosley, Micah 8 1 -4 -4.0 0 0 -0.5				
				Dodge, Riley 7 1 -18 -18.0 0 0 -2.6				
				Total 9 203 2014 9.9 11 69 223.8				
				Opponents 9 167 2189 13.1 15 58 243.2				
				Field Goals				
				fg pct. 01-19 20-29 30-39 40-49 50-99 lg blk				
				Knott, Jeremy 10-13 76.9 2-2 4-4 3-4 1-3 0-0 41 1				
				Scoring				
				td fg PAT dxp saf pts				
				kick rush rcv pass				
				Dunbar, Lance 15 - - - - - - - 90				
				Knott, Jeremy - 10-13 28-31 - - - - - 58				
				Dodge, Riley 4 - - - - - - - 24				
				Jackson, Jamaal 4 - - - - - - - 24				
				Carey, Darius 4 - - - - - - - 24				
				Outlaw, Michael 2 - - - - - - - 12				
				Montgomery, C. 2 - - - - - - - 12				
				Hamilton, J. 1 - - - - - - - 6				
				Gilmore, E. - - - - - - - 1 2				
				Deans, Trent - - 0-1 - - - - - 0				
				Total 32 10-13 28-32 - - - - 1 252				
				Opponents 43 15-17 38-42 - 1 1-1 - 1 345				



NORTH TEXAS OVERALL TEAM STATISTICS

Team Statistics	NT	OPP
SCORING	252	345
Points Per Game	28.0	38.3
FIRST DOWNS	186	198
Rushing	80	92
Passing	90	91
Penalty	16	15
RUSHING YARDAGE	1662	1730
Yards gained rushing	1833	1967
Yards lost rushing	171	237
Rushing Attempts	319	359
Average Per Rush	5.2	4.8
Average Per Game	184.7	192.2
TDs Rushing	21	25
PASSING YARDAGE	2014	2189
Att-Comp-Int	307-203-12	298-167-4
Average Per Pass	6.6	7.3
Average Per Catch	9.9	13.1
Average Per Game	223.8	243.2
TDs Passing	11	15
TOTAL OFFENSE	3676	3919
Total Plays	626	657
Average Per Play	5.9	6.0
Average Per Game	408.4	435.4
KICK RETURNS: #-Yards	49-1156	42-923
PUNT RETURNS: #-Yards	5-31	17-200
INT RETURNS: #-Yards	4-71	12-222
KICK RETURN AVERAGE	23.6	22.0
PUNT RETURN AVERAGE	6.2	11.8
INT RETURN AVERAGE	17.8	18.5
FUMBLES-LOST	17-9	19-8
PENALTIES-Yards	61-533	59-568
Average Per Game	59.2	63.1
PUNTS-Yards	43-1652	39-1599
Average Per Punt	38.4	41.0
Net punt average	32.4	39.2
TIME OF POSSESSION/Game	30:28	29:32
3RD-DOWN Conversions	51/123	50/128
3rd-Down Pct	41%	39%
4TH-DOWN Conversions	1/9	10/18
4th-Down Pct	11%	56%
SACKS BY-Yards	12-72	8-59
MISC YARDS	0	0
TOUCHDOWNS SCORED	32	43
FIELD GOALS-ATTEMPTS	10-13	15-17
ON-SIDE KICKS	0-0	0-0
RED-ZONE SCORES	96-117 82%	108-120 90%
RED-ZONE TOUCHDOWNS	69-117 59%	84-120 70%
PAT-ATTEMPTS	28-32 88%	38-42 90%
ATTENDANCE	257160	420717
Games/Avg Per Game	15/17144	12/35060
Neutral Site Games		0/0

Score by Quarters	1st	2nd	3rd	4th	OT	Total
North Texas	50	58	82	52	10	252
Opponents	68	134	74	58	11	345



NORTH TEXAS INDIVIDUAL STATISTICS

Rushing	gp	att	gain	loss	net	avg	td	lg	avg/g
Dunbar, Lance	9	142	1038	37	1001	7.0	13	71	111.2
Dodge, Riley	7	68	352	63	289	4.2	4	22	41.3
Montgomery, C.	7	63	293	27	266	4.2	2	25	38.0
Hamilton, J.	7	11	51	4	47	4.3	1	18	6.7
Mathis, Jeremi	9	11	40	1	39	3.5	0	12	4.3
Tune, Nathan	6	12	41	11	30	2.5	0	10	5.0
Mosley, Micah	8	3	6	0	6	2.0	0	4	0.8
Carey, Darius	9	2	4	0	4	2.0	1	3	0.4
Jackson, Jamaal	9	2	8	9	-1	-0.5	0	8	-0.1
Baine, Chase	1	1	0	1	-1	-1.0	0	0	-1.0
TEAM	4	4	0	18	-18	-4.5	0	0	-4.5
Total	9	319	1833	171	1662	5.2	21	71	184.7
Opponents	9	359	1967	237	1730	4.8	25	61	192.2

Passing	gp	effic	comp-att-int	pct	yds	td	lg	avg/g
Dodge, Riley	7	121.29	143-219-10	65.3	1423	7	69	203.3
Tune, Nathan	6	135.05	60-88-2	68.2	591	4	60	98.5
Total	9	125.24	203-307-12	66.1	2014	11	69	223.8
Opponents	9	131.67	167-298-4	56.0	2189	15	58	243.2

Receiving	gp	no.	yds	avg	td	lg	avg/g
Jackson, Jamaal	9	50	506	10.1	4	69	56.2
Carey, Darius	9	41	365	8.9	3	21	40.6
Outlaw, Michael	9	31	357	11.5	2	46	39.7
Dunbar, Lance	9	21	248	11.8	2	60	27.6
Lott, Alex	9	14	122	8.7	0	27	13.6
Lewis, B.J.	8	12	164	13.7	0	34	20.5
Montgomery, C.	7	11	87	7.9	0	19	12.4
Rucker, Forrest	6	7	72	10.3	0	21	12.0
Dickerson, K.	7	6	55	9.2	0	18	7.9
Roberson, Sam	5	3	39	13.0	0	26	7.8
Hamilton, J.	7	2	12	6.0	0	6	1.7
Taylor, Willie	2	2	3	1.5	0	4	1.5
Brainard, Chris	3	1	6	6.0	0	6	2.0
Mosley, Micah	8	1	-4	-4.0	0	0	-0.5
Dodge, Riley	7	1	-18	-18.0	0	0	-2.6
Total	9	203	2014	9.9	11	69	223.8
Opponents	9	167	2189	13.1	15	58	243.2

Punt Returns	no.	yds	avg	td	lg
Carey, Darius	3	26	8.7	0	29
Hill, Royce	1	2	2.0	0	2
Jackson, Jamaal	1	3	3.0	0	0
Total	5	31	6.2	0	29
Opponents	17	200	11.8	1	36

Interceptions	no.	yds	avg	td	lg
Hill, Royce	2	58	29.0	0	57
Phillips, J.	1	13	13.0	0	13
Smith, Ira	1	0	0.0	0	0
Total	4	71	17.8	0	57
Opponents	12	222	18.5	2	70

Kick Returns	no.	yds	avg	td	lg
Hill, Royce	14	383	27.4	0	73
Jackson, Jamaal	12	361	30.1	0	53
Smith, Ira	10	197	19.7	0	34
Dunbar, Lance	4	57	14.2	0	18
Carey, Darius	3	44	14.7	0	17
Cook, DaWaylon	2	47	23.5	0	25
Hamilton, J.	2	40	20.0	0	21
Seidle, Bryant	1	20	20.0	0	13
Mosley, Micah	1	7	7.0	0	7
Total	49	1156	23.6	0	73
Opponents	42	923	22.0	0	81

Fumble Returns	no.	yds	avg	td	lg
Cook, DaWaylon	2	31	15.5	0	16
Total	2	31	15.5	0	16
Opponents	1	10	10.0	0	10



NORTH TEXAS INDIVIDUAL STATISTICS

Scoring	td	fg	PAT				dxp	saf	pts
			kick	rush	rcv	pass			
Dunbar, Lance	15	-	-	-	-	-	-	90	
Knott, Jeremy	-	10-13	28-31	-	-	-	-	58	
Jackson, Jamaal	4	-	-	-	-	-	-	24	
Dodge, Riley	4	-	-	-	-	-	-	24	
Carey, Darius	4	-	-	-	-	-	-	24	
Outlaw, Michael	2	-	-	-	-	-	-	12	
Montgomery, C.	2	-	-	-	-	-	-	12	
Hamilton, J.	1	-	-	-	-	-	-	6	
Gilmore, E.	-	-	-	-	-	-	1	2	
Deans, Trent	-	-	0-1	-	-	-	-	0	
Total	32	10-13	28-32	-	-	-	1	252	
Opponents	43	15-17	38-42	-	1	1-1	1	345	

Total Offense	g	plays	rush	pass	total	avg/g
Dodge, Riley	7	287	289	1423	1712	244.6
Dunbar, Lance	9	142	1001	0	1001	111.2
Tune, Nathan	6	100	30	591	621	103.5
Montgomery, C.	7	63	266	0	266	38.0
Hamilton, J.	7	11	47	0	47	6.7
Mathis, Jeremi	9	11	39	0	39	4.3
Mosley, Micah	8	3	6	0	6	0.8
Carey, Darius	9	2	4	0	4	0.4
Baine, Chase	1	1	-1	0	-1	-1.0
Jackson, Jamaal	9	2	-1	0	-1	-0.1
TEAM	4	4	-18	0	-18	-4.5
Total	9	626	1662	2014	3676	408.4
Opponents	9	657	1730	2189	3919	435.4

Field Goals	fg	pct.	01-19	20-29	30-39	40-49	50-99	lg	blk
Knott, Jeremy	10-13	76.9	2-2	4-4	3-4	1-3	0-0	41	1

FG Sequence	North Texas	Opponents
Ball State Cardinals	47,(24),47,(19)	(21),31
OHIO	(32),(18),(22)	(44),(47),(35)
Alabama	-	(35),(20)
Middle Tennessee	37	(20),(31),(48)
Louisiana	(41),(27)	(45)
Florida Atlantic	-	(26)
TROY	-	(30),(38)
Western Kentucky	(29)	-
Louisiana-Monroe	(30),(36)	(43),36,(43)

Punting	no.	yds	avg	lg	tb	fc	i20	50+	blk
Atterberry, W.	42	1652	39.3	59	3	6	18	6	0
TEAM	1	0	0.0	0	0	0	0	0	1
Total	43	1652	38.4	59	3	6	18	6	1
Opponents	39	1599	41.0	63	2	15	9	6	1

Kickoffs	no.	yds	avg	tb	ob	retn	net	ydln
Knott, Jeremy	48	2965	61.8	4	3			
Atterberry, W.	1	67	67.0	0	0			
Deans, Trent	1	45	45.0	0	1			
Total	50	3077	61.5	4	4	22.0	41.5	28
Opponents	63	3811	60.5	8	5	23.6	39.6	30

All Purpose	g	rush	rcv	pr	kr	ir	total	avg/g
Dunbar, Lance	9	1001	248	0	57	0	1306	145.1
Jackson, Jamaal	9	-1	506	3	361	0	869	96.6
Hill, Royce	9	0	0	2	383	58	443	49.2
Carey, Darius	9	4	365	26	44	0	439	48.8
Outlaw, Michael	9	0	357	0	0	0	357	39.7
Montgomery, C.	7	266	87	0	0	0	353	50.4
Dodge, Riley	7	289	-18	0	0	0	271	38.7
Smith, Ira	9	0	0	0	197	0	197	21.9
Lewis, B.J.	8	0	164	0	0	0	164	20.5
Lott, Alex	9	0	122	0	0	0	122	13.6
Hamilton, J.	7	47	12	0	40	0	99	14.1
Rucker, Forrest	6	0	72	0	0	0	72	12.0
Dickerson, K.	7	0	55	0	0	0	55	7.9
Cook, DaWaylon	9	0	0	0	47	0	47	5.2
Mathis, Jeremi	9	39	0	0	0	0	39	4.3
Roberson, Sam	5	0	39	0	0	0	39	7.8
Tune, Nathan	6	30	0	0	0	0	30	5.0
Seidle, Bryant	9	0	0	0	20	0	20	2.2
Phillips, J.	9	0	0	0	0	13	13	1.4
Mosley, Micah	8	6	-4	0	7	0	9	1.1
Brainard, Chris	3	0	6	0	0	0	6	2.0
Taylor, Willie	2	0	3	0	0	0	3	1.5
Baine, Chase	1	-1	0	0	0	0	-1	-1.0
TEAM	4	-18	0	0	0	0	-18	-4.5
Total	9	1662	2014	31	1156	71	4934	548.2



NORTH TEXAS DEFENSIVE STATISTICS

##	Defensive Leaders	gp	Tackles			Sacks	Pass defense		Fumbles		blkd
			ua	a	tot	tfl/yds	no-yds	int-yds	brup	qbh	rcv-yds
42	Robertson, C.	9	50	33	83	3.0-6	1.5-2	.	3	1	1-0
10	Cook, DaWaylon	9	49	14	63	1.0-2	.	.	2	.	2-31
44	Nwigwe, Tobe	6	46	11	57	6.0-13
25	Smith, Ira	9	29	15	44	0.5-0	.	1-0	2	.	.
37	Hill, Kylie	8	28	14	42	1.0-1	.	.	3	.	.
22	Adams, Adryan	9	29	10	39	3.0-7	.	.	5	.	.
47	Akpunku, B.	9	30	7	37	9.5-42	5.0-25	.	.	.	1-0
21	Hill, Royce	9	28	9	37	1.0-3	.	2-58	.	.	1-0
31	Penson, A.J.	9	13	21	34	1.5-4	.	.	1	.	.
99	Atkinson, S.	9	14	11	25	2.0-14	2.0-14	.	.	.	2-0
45	Phillips, J.	9	16	8	24	0.5-1	.	1-13	1	.	.
94	Gilmore, E.	9	13	11	24	6.5-27	2.5-19	.	3	2	1-0
48	Obi, K.C.	9	15	8	23	4.0-13
92	Ross, Draylen	9	5	10	15	0.5-3	0.5-3	.	1	.	.
23	Williams, D.	8	10	3	13	.	.	.	1	.	.
96	Cantly, Tevinn	9	4	9	13
91	Jackson, Kelvin	8	5	5	10	1.0-2	.	.	1	.	.
52	Owusu-Hemeng, S	8	7	3	10	3.0-18	1.0-9	.	.	3	.
2	Hamilton, J.	7	6	.	6
84	Brown, Greg	9	6	.	6
53	Prior, Daniel	7	4	2	6
27	Gordon, Robby	8	3	3	6
18	Shorter, John	8	5	.	5
35	Bush, Antoine	3	3	1	4	.	.	.	1	.	.
24	Mathis, Jeremi	9	1	2	3
80	Dickerson, K.	7	3	.	3
54	Deheck, Robbie	9	1	2	3
63	White, Kyle	2	.	3	3
83	Seidle, Bryant	9	1	2	3
34	Neal, Chris	7	2	1	3
32	Mosley, Micah	8	1	1	2
95	DeSoto, Jessie	5	1	1	2
26	Montgomery, C.	7	.	2	2
5	Dunbar, Lance	9	1	1	2
6	Tune, Nathan	6	1	.	1
11	Dodge, Riley	7	1	.	1
49	Knott, Jeremy	9	1	.	1
64	Gill, Victor	7	1	.	1
86	Davidson, C.	9	.	1	1
89	Rucker, Forrest	6	1	.	1
4	Lott, Alex	9	1	.	1
Total		9	435	224	659	44-156	12-72	4-71	24	6	8-31
Opponents		9	427	209	636	53-189	8-59	12-222	28	7	9-10



NORTH TEXAS RED-ZONE RESULTS

North Texas Inside Opponent Red-Zone

Date	Opponent	Score	Times		Total Pts	Rush		Pass		FGs Made	Failed to score inside RZ					
			In RZ	Scored		TDs	TDs	TDs	TDs		FGA	Down	Int	Fumb	Half	Game
Sep 03, 2009	at Ball State Cardinals	W 20-10	6	4	20	2	1	1	2	0	0	1	0	1	0	
Sep 12, 2009	OHIO	L 30-31	7	6	30	3	2	1	3	0	0	0	1	0	0	
Sep 19, 2009	at Alabama	L 7-53	0	0	0	0	0	0	0	0	0	0	0	0	0	
Sep 26, 2009	MIDDLE TENNESSEE	L 21-37	4	2	14	2	2	0	0	1	0	0	1	0	0	
Oct 10, 2009	at Louisiana	L 34-38	4	4	24	3	3	0	1	0	0	0	0	0	0	
Oct 17, 2009	FLORIDA ATLANTIC	L 40-44	4	4	27	4	3	1	0	0	0	0	0	0	0	
Oct 24, 2009	at TROY	L 26-50	2	2	14	2	1	1	0	0	0	0	0	0	0	
Oct 31, 2009	WESTERN KENTUCKY	W 68-49	9	8	52	7	4	3	1	0	0	0	0	1	0	
Nov 07, 2009	LOUISIANA-MONROE	L 6-33	3	2	6	0	0	0	2	0	1	0	0	0	0	
Totals			39	32	187	23	16	7	9	1	1	1	2	2	0	

32 of 39 (82.1%)

Opponents Inside North Texas Red-Zone

Date	Opponent	Score	Times		Total Pts	Rush		Pass		FGs Made	Failed to score inside RZ					
			In RZ	Scored		TDs	TDs	TDs	TDs		FGA	Down	Int	Fumb	Half	Game
Sep 03, 2009	at Ball State Cardinals	W 20-10	3	1	3	0	0	0	1	1	0	1	0	0	0	
Sep 12, 2009	OHIO	L 30-31	2	2	11	1	0	1	1	0	0	0	0	0	0	
Sep 19, 2009	at Alabama	L 7-53	7	7	40	5	5	0	2	0	0	0	0	0	0	
Sep 26, 2009	MIDDLE TENNESSEE	L 21-37	4	4	20	2	2	0	2	0	0	0	0	0	0	
Oct 10, 2009	at Louisiana	L 34-38	2	2	14	2	1	1	0	0	0	0	0	0	0	
Oct 17, 2009	FLORIDA ATLANTIC	L 40-44	6	6	38	5	3	2	1	0	0	0	0	0	0	
Oct 24, 2009	at TROY	L 26-50	7	6	38	5	5	0	1	0	0	0	1	0	0	
Oct 31, 2009	WESTERN KENTUCKY	W 68-49	5	5	35	5	3	2	0	0	0	0	0	0	0	
Nov 07, 2009	LOUISIANA-MONROE	L 6-33	4	3	20	3	1	2	0	1	0	0	0	0	0	
Totals			40	36	219	28	20	8	8	2	0	1	1	0	0	

36 of 40 (90.0%)



NORTH TEXAS GAME SUPERLATIVES

Individual Game Highs

Rushes	32	Dunbar, Lance at Louisiana (Oct 10, 2009)
Yards Rushing	238	Dunbar, Lance vs Florida Atlantic (Oct 17, 2009)
TD Rushes	4	Dunbar, Lance at Louisiana (Oct 10, 2009)
Long Rush	71	Dunbar, Lance vs Western Kentucky (Oct 31, 2009)
Pass attempts	54	Dodge, Riley vs Middle Tennessee (Sep 26, 2009)
Pass completions	35	Dodge, Riley vs Middle Tennessee (Sep 26, 2009)
Yards Passing	313	Dodge, Riley vs Middle Tennessee (Sep 26, 2009)
TD Passes	4	Dodge, Riley vs Western Kentucky (Oct 31, 2009)
Long Pass	69	Dodge, Riley vs Florida Atlantic (Oct 17, 2009)
Receptions	11	Jackson, Jamaal vs Middle Tennessee (Sep 26, 2009)
Yards Receiving	112	Outlaw, Michael at TROY (Oct 24, 2009)
TD Receptions	2	Jackson, Jamaal vs Western Kentucky (Oct 31, 2009)
	2	Carey, Darius vs Western Kentucky (Oct 31, 2009)
Long Reception	69	Jackson, Jamaal vs Florida Atlantic (Oct 17, 2009)
Field Goals	3	Knott, Jeremy vs OHIO (Sep 12, 2009)
Long Field Goal	41	Knott, Jeremy at Louisiana (Oct 10, 2009)
Punts	9	Atterberry, W. at Alabama (Sep 19, 2009)
Punting Avg	52.0	Atterberry, W. vs Florida Atlantic (Oct 17, 2009)
Long Punt	59	Atterberry, W. vs Florida Atlantic (Oct 17, 2009)
Long Punt Return	29	Carey, Darius vs Louisiana-Monroe (Nov 07, 2009)
Long Kickoff Return	73	Hill, Royce vs Middle Tennessee (Sep 26, 2009)
Tackles	15	Nwigwe, Tobe vs OHIO (Sep 12, 2009)
Sacks	2.0	Akpunku, B. vs OHIO (Sep 12, 2009)
	2.0	Atkinson, S. vs OHIO (Sep 12, 2009)
Tackles For Loss	3.0	Akpunku, B. vs OHIO (Sep 12, 2009)
	3.0	Akpunku, B. vs Middle Tennessee (Sep 26, 2009)
Interceptions	1	Hill, Royce at Ball State Cardinals (Sep 03, 2009)
	1	Hill, Royce vs OHIO (Sep 12, 2009)
	1	Phillips, J. vs Western Kentucky (Oct 31, 2009)
	1	Smith, Ira vs Louisiana-Monroe (Nov 07, 2009)

Team Game Highs

Rushes	51	at Ball State Cardinals (Sep 03, 2009)
Yards Rushing	321	vs Western Kentucky (Oct 31, 2009)
Yards Per Rush	7.5	vs Florida Atlantic (Oct 17, 2009)
TD Rushes	5	vs Western Kentucky (Oct 31, 2009)
Pass attempts	54	vs Middle Tennessee (Sep 26, 2009)
Pass completions	35	vs Middle Tennessee (Sep 26, 2009)
Yards Passing	313	vs Middle Tennessee (Sep 26, 2009)
Yards Per Pass	10.2	vs Florida Atlantic (Oct 17, 2009)
TD Passes	4	vs Western Kentucky (Oct 31, 2009)
Total Plays	84	at Ball State Cardinals (Sep 03, 2009)
Total Offense	583	vs Western Kentucky (Oct 31, 2009)
Yards Per Play	8.6	vs Florida Atlantic (Oct 17, 2009)
Points	68	vs Western Kentucky (Oct 31, 2009)
Sacks By	5	vs OHIO (Sep 12, 2009)
First Downs	31	vs Western Kentucky (Oct 31, 2009)
Penalties	11	at Louisiana (Oct 10, 2009)
Penalty Yards	84	at Louisiana (Oct 10, 2009)
	84	vs Western Kentucky (Oct 31, 2009)
Turnovers	5	vs Middle Tennessee (Sep 26, 2009)
Interceptions By	1	at Ball State Cardinals (Sep 03, 2009)
	1	vs OHIO (Sep 12, 2009)
	1	vs Western Kentucky (Oct 31, 2009)
	1	vs Louisiana-Monroe (Nov 07, 2009)



OPPONENT GAME SUPERLATIVES

Opponent Individual Game Highs

Rushes	29	Morris, Alfred, vs Florida Atlantic (Oct 17, 2009)
Yards Rushing	147	Morris, Alfred, vs Florida Atlantic (Oct 17, 2009)
TD Rushes	2	Terry Grant, at Alabama (Sep 19, 2009)
	2	Dasher, Dwight, vs Middle Tennessee (Sep 26, 2009)
	2	Morris, Alfred, vs Florida Atlantic (Oct 17, 2009)
	2	Harris, DuJuan, at TROY (Oct 24, 2009)
	2	Rainey, Bobby, vs Western Kentucky (Oct 31, 2009)
	2	Booker, Marell, vs Western Kentucky (Oct 31, 2009)
	2	Goodin, Frank, vs Louisiana-Monroe (Nov 07, 2009)
Long Rush	61	Booker, Marell, vs Western Kentucky (Oct 31, 2009)
Pass attempts	44	Brown, Levi, at TROY (Oct 24, 2009)
Pass completions	27	Brown, Levi, at TROY (Oct 24, 2009)
Yards Passing	469	Brown, Levi, at TROY (Oct 24, 2009)
TD Passes	3	Smith, Rusty, vs Florida Atlantic (Oct 17, 2009)
Long Pass	58	Brown, Levi, at TROY (Oct 24, 2009)
Receptions	9	Gaebler, Jake, vs Western Kentucky (Oct 31, 2009)
Yards Receiving	187	Sapp, LaGregory, vs Louisiana-Monroe (Nov 07, 2009)
TD Receptions	2	Sapp, LaGregory, vs Louisiana-Monroe (Nov 07, 2009)
Long Reception	58	Williams, C., at TROY (Oct 24, 2009)
Field Goals	3	WELLER, Matt, vs OHIO (Sep 12, 2009)
	3	Gendreau, Alan, vs Middle Tennessee (Sep 26, 2009)
Long Field Goal	48	Gendreau, Alan, vs Middle Tennessee (Sep 26, 2009)
Punts	10	DeFatta, David, vs Middle Tennessee (Sep 26, 2009)
Punting Avg	51.5	Love, Scott, vs Louisiana-Monroe (Nov 07, 2009)
Long Punt	63	KOVANDA, Scott, at Ball State Cardinals (Sep 03, 2009)
Long Punt Return	36	Javier Arenas, at Alabama (Sep 19, 2009)
Long Kickoff Return	81	Brooks, Derrius, vs Western Kentucky (Oct 31, 2009)
Tackles	14	KELLER, Noah, vs OHIO (Sep 12, 2009)
Sacks	1.0	NOTESTINE, Dak, vs OHIO (Sep 12, 2009)
	1.0	WEAVER, Brandon, vs OHIO (Sep 12, 2009)
	1.0	Lanoux, Chris, at Louisiana (Oct 10, 2009)
	1.0	Woods, Bear, at TROY (Oct 24, 2009)
	1.0	Peterson, K., vs Western Kentucky (Oct 31, 2009)
	1.0	Prelow, Darius, vs Louisiana-Monroe (Nov 07, 2009)
	1.0	Jackson, Cardia, vs Louisiana-Monroe (Nov 07, 2009)
	1.0	Evans, Troy, vs Louisiana-Monroe (Nov 07, 2009)

Opponent Team Game Highs

Rushes	45	at Alabama (Sep 19, 2009)
	45	vs Middle Tennessee (Sep 26, 2009)
Yards Rushing	281	vs Western Kentucky (Oct 31, 2009)
Yards Per Rush	7.4	vs Western Kentucky (Oct 31, 2009)
TD Rushes	5	at Alabama (Sep 19, 2009)
	5	at TROY (Oct 24, 2009)
	5	vs Western Kentucky (Oct 31, 2009)
Pass attempts	50	at TROY (Oct 24, 2009)
Pass completions	30	at TROY (Oct 24, 2009)
Yards Passing	492	at TROY (Oct 24, 2009)
Yards Per Pass	12.8	vs Louisiana-Monroe (Nov 07, 2009)
TD Passes	3	vs Florida Atlantic (Oct 17, 2009)
Total Plays	94	at TROY (Oct 24, 2009)
Total Offense	697	at TROY (Oct 24, 2009)
Yards Per Play	7.4	at TROY (Oct 24, 2009)
Points	53	at Alabama (Sep 19, 2009)
Sacks By	3	vs Louisiana-Monroe (Nov 07, 2009)
First Downs	29	vs Florida Atlantic (Oct 17, 2009)
	29	at TROY (Oct 24, 2009)
Penalties	14	vs OHIO (Sep 12, 2009)
Penalty Yards	138	vs OHIO (Sep 12, 2009)
Turnovers	3	vs OHIO (Sep 12, 2009)
Interceptions By	3	vs Middle Tennessee (Sep 26, 2009)
	3	at Louisiana (Oct 10, 2009)