



MEAN GREEN™

2009 University of North Texas Football

Quick Facts Coaches

Todd Dodge (Texas, '87)
 North Texas Record..... 5-27 (Third Year)
 vs. ULM..... 1-1
 Overall Record..... 5-27 (Third Year)
 vs. ULM..... 1-1

Charlie Weatherbie (Oklahoma St '77)
 ULM Record..... 29-49 (Seventh Year)
 vs. North Texas 1-1
 Overall Record..... 74-113 (17th Year)
 vs. North Texas 1-1

Series

ULM leads the series with the
 North Texas 13-12

Radio

Mean Green Radio Network -KWRD
 100.7 FM (Dallas/Fort Worth) and KNTU
 88.1 FM (Denton). George Dunham (Play-
 by-Play) and Hank Dickenson (Color).

Internet

The live broadcast of the game can be
 accessed on the internet through the North
 Texas athletic web site or the KWRD web
 site. To access the broadcast on the internet
 go to MeanGreenSports.com or thewordfm.
 com.

Athletic Media Relations

Football Contacts: Eric Capper (Coach
 Dodge) and Steven Bartolotta (Players)

Capper Work 940-565-2476
 Cell 940-367-0727
 Email eric.capper@unt.edu
 Bartolotta Work 940-369-8329
 Cell 817-300-1931
 Email..... steven.bartolotta@unt.edu



GAME 9



NORTH TEXAS (2-6, 1-4) vs ULM (4-4, 3-1)
November 7, 2009 • Fouts Field (30,500)
Denton, Texas • 3:05 p.m. CT

THE PARTICULARS

North Texas closes out its two-game homestand by hosting ULM at Fouts Field. There is no television but the game can be heard on the Mean Green Radio Network with George Dunham and Hank Dickenson. Kickoff is set for 3:05 p.m.

THE PRINCIPALS

North Texas enters the game coming off an offensive outburst with 68 points against Western Kentucky while ULM has lost two straight games after falling to Troy 42-21. The Mean Green ended a six-game losing streak with the win over Western Kentucky. ULM, playing its third straight road game, is just 1-4 on the road this season while North Texas picked up its first home win of the year over the Hilltoppers.

THE SERIES

The series dates back to 1978 and is very tight as ULM leads North Texas 13-12. The Warhawks have won three of the last four meetings with the Mean Green. The last North Texas win came in 2007, a 31-21 victory that was also the first collegiate win ever for Todd Dodge. In Denton North Texas has the edge over ULM, having won 8 of the 12 matchups and three of the last four games at home against ULM.

NEXT GAME

North Texas hits the road to face Florida International while ULM returns home to face Western Kentucky.

North Texas (2-6, 1-4 Sun Belt)			ULM (4-4, 3-1 Sun Belt)		
Sept. 3	at Ball State	W, 20-10	Sept. 5	at No. 2 Texas	L, 59-20
Sept. 12	vs. Ohio	L, 31-30 2OT	Sept. 12	vs. Texas Southern	W, 58-0
Sept. 19	at No. 4 Alabama	L, 53-7	Sept. 19	at Arizona State	L, 38-14
Sept. 26	vs. Middle Tennessee*	L, 37-21	Sept. 26	at Florida Atlantic*	W, 27-25
Oct. 10	at Louisiana-Lafayette*	L, 38-34	Oct. 3	vs. Florida International*	W, 48-35
Oct. 17	vs. Florida Atlantic*	L, 44-40	Oct. 13	vs. Arkansas State*	W, 16-10
Oct. 24	at Troy*	L, 50-26	Oct. 24	at Kentucky	L, 36-13
Oct. 31	vs. Western Kentucky*	W, 69-48	Oct. 31	at Troy*	L, 42-21
Nov. 7	vs. ULM*	3 p.m.	Nov. 7	at North Texas*	3 p.m.
Nov. 14	at Florida International*	6 p.m.	Nov. 14	vs. Western Kentucky*	3 p.m.
Nov. 21	vs. Army	3 p.m.	Nov. 21	at Louisiana-Lafayette*	6 p.m.
Nov. 28	at Arkansas State*	2 p.m.	Nov. 28	vs. Middle Tennessee*	3:30 p.m.
*Sun Belt Conference Game			*Sun Belt Conference Game		
All Times Central			All Times Central		



MEAN GREEN

North Texas Quick Facts

Location.....	Denton, Texas
Founded.....	1890
President.....	Dr. Gretchen Bataille
Enrollment.....	34,795
Founded.....	1890
Athletic Director.....	Rick Villarreal
Nickname.....	Mean Green
Colors.....	Green and White
Home Field.....	Fouts Field
Capacity.....	30,500
Surface.....	Artificial
First Year of Football.....	1913
Years of Football.....	93
Conference.....	Sun Belt
Head Coach.....	Todd Dodge (Third Year)
Overall Record.....	5-27
Record at North Texas.....	5-27
Primary Offense.....	Spread
Primary Defense.....	4-3

Mean Green Team Record

Overall.....	467-437-34
Home.....	249-129-12
Fouts Field.....	149-78-7
Away.....	215-303-22
Neutral.....	2-5
Since Div. I-A (1995).....	58-113

Versus Other Div. I-A Conferences

ACC.....	0-2
Big East.....	0-1
Big 12.....	7-55
Big 10.....	0-0
Conference USA.....	34-44-1
Independent.....	1-1
Mid-American.....	2-4
Mountain West.....	6-15
Pac-10.....	2-5
SEC.....	4-32
Sun Belt.....	66-59-2
WAC.....	34-75-2

Under Todd Dodge

Overall.....	5-27
Home.....	3-11
Away.....	2-15
August.....	0-1
September.....	1-10
October.....	2-10
November.....	2-5
December.....	0-1

Team Streaks

Wins.....	1
Home Wins.....	1
Away Wins.....	0
Sun Belt Wins.....	1
Losses.....	0
Home Losses.....	0
Away Losses.....	3
Non-Sun Belt Losses.....	2
Wins When Holding Opponents to 10 Points or Under.....	26
Wins When Scoring 30 Points or More.....	1

Media availability for Week 9 vs. ULM

Monday 2	Tuesday 3	Wednesday 4	Thursday 5	Friday 6	Saturday 7	Sunday 8
Sun Belt Teleconference - Coach Dodge at 11:08 a.m.	Practice at Athletic Center 3:15 p.m.	Practice at Athletic Center 3:15 p.m.	Practice at Athletic Center 3:15 p.m.	Team walk-through	Kick-off with ULM, 3:00 p.m.	Off Day
Coach Dodge Radio Show 12-1 p.m.	Only day for player availability after practice	Coach Dodge available for out of town meeting on the phone.	No player availability	No player availability		No player availability
Notes Package Released		No player availability				
Practice 6:35 at Fouts Field						
No player availability						

A CLOSER LOOK AT ULM

Head Coach Charlie Weatherbie – Weatherbie is in his seventh season at ULM. He guided the Warhawks to a share of the Sun Belt Conference title in 2005. He has led the Warhawks to 29 wins in his time at Monroe. Weatherbie is in his 17th overall year of coaching after two previous stints at Navy and Utah State. While at Navy, in 1996 was the year that saw the Midshipmen win nine games and the Aloha Bowl. At Utah State Weatherbie led the Aggies to their first ever Big West Conference title in 1993 and a Las Vegas Bowl victory.

The Matchup – North Texas and ULM enter the game as the top two rushing teams in the Sun Belt Conference. The Mean Green lead the league with just over 197 yards a game while ULM is averaging 174 yards a game on the ground. Lance Dunbar headlines the ground attack for North Texas as he is the league leader in rushing at 120 yards a game, which is also ninth in the nation. Dunbar is tied for second in the country in scoring, averaging 11.25 points a game. The ULM rushing defense is the best in the Sun Belt and 16th in the nation, allowing just under 100 yards a contest. The Mean Green's offense has gotten on track as they are the top scoring offense in the league. ULM is powered by Frank Goodin who is rushing for 88 yards a game and receiver LaGregory Sapp leads the league in receiving yards per game. North Texas quarterback Riley Dodge is 32nd in the country in total offense with 252 yards a game.

GENERAL INFORMATION

Location: Monroe, Louisiana
Enrollment: 8,767
President: Dr. James Cofer
Athletic Director: Bobby Staub
Founded: 1931
Nickname: Warhawks
Colors: Maroon and Gold

FOOTBALL STAFF

Head Coach: Charlie Weatherbie (Oklahoma St)
Record at ULM: 29-49 (Seventh Year)
Overall Record: 74-113 (17th Year)
Assistant Coaches:
 Bob Leahy (Associate Head Coach/RB's)
 Jonas Weatherbie (Passing Game/QB's)
 Vance Vice (Run Game/Offensive Line)
 Chris Vaszily (Tight Ends/Special Teams)
 Troy Reffett (Defensive Coordinator/LB's)
 Everett Todd (Defensive Line)
 Darrell Perkins (Cornerbacks)
 Mark Collins (Safeties)

TEAM INFORMATION

2009 Record: 4-4, 3-1 Sun Belt
Offensive System: Multiple
Defensive System: Multiple

SPORTS INFORMATION

SID: Adam Prendergast
Office phone: 318-342-5463
Email: prendergast@ulm.edu
Web Site: www.ulmwarhawks.com

THE SERIES - GAME-BY-GAME

Series Record: ULM leads 13-12
At Monroe: ULM leads 9-4
At Denton: North Texas leads 8-4
First game: November 11, 1978
Last game: October 18, 2008



Media Information Post-Game Interviews

The North Texas locker room is closed to all members of the media. Head coach Todd Dodge and requested players will be available for interviews following a brief cooling off period. Postgame interviews at Fouts Field will be held in the media interview room below the east stands.

Credentials For Media

Those wishing to cover North Texas must contact Eric Capper or Steven Bartolotta for credentials for home and away games. Seating is very limited at Fouts Field and requests for North Texas home games need to be made at least one week prior to the contest.

Media Availability for Players

All player interviews will be conducted following the teams practice on Tuesday afternoon at the Athletic Center. Requests for players should be made in advance through the sports information office. No interviews will be granted on Monday or Wednesday post practice. Special exemptions may be granted to those media wishing to interview a specific student-athlete before practice at the discretion of the media relations office.

Sun Belt Teleconference

The Sun Belt Conference will conduct a weekly teleconference with each of the eight head coaches each Monday throughout the season. Coach Dodge will be on the call from 11:08-11:14 a.m. each week.

Post-Practice

Dodge will be available to media immediately following Tuesday's practice at the Darrell Dickey Practice Facility. Requests should be made in advance of practice to the media relations office.

Out of Town Media

Dodge and his assistant coaches are also available by request to out-of-town media Monday through Wednesday from 11 a.m.-12 noon. Contact the media relations office to arrange these requests.

Practice Coverage

Media has limited access to North Texas football practice. Viewing is available outside the fence of the practice facility. Video and still photography can be shot during the first 30 minutes of practice. Players and coaches are available for interviews following practice on Tuesday. All requests for interviews must be made in advance through the athletic media relations office.

Quick Hitters on This Week's Matchup - North Texas leads the Sun Belt Conference in rushing offense with an average of 197.9 yards per game. The Mean Green will be facing the league's top rush defense as Louisiana-Monroe is allowing just 99.4 yards per game, including just 74.5 yards per game against Sun Belt opponents... ULM ranks last in the Sun Belt in both red zone offense and red zone defense, scoring just 73.7 percent of the time they are inside the opponent 20-yard line and allowing teams to score 92.3 percent of the time... This game will feature the Sun Belt's top two scorers and two of the league's top running backs. Lance Dunbar of North Texas leads the conference with 15 touchdowns and 120.1 yards rushing per game. The Warhawks' Frank Goodin is second in the league in scoring with 10 touchdowns and third in rushing with an average of 88.4 yards per game... ULM has two of the top three pass rushers in the Sun Belt with Aaron Morgan leading the way with seven quarterback sacks and teammate Troy Evans ranking third with four sacks. The Mean Green has only allowed five quarterback sacks in eight games.

Dodge Named Player of the Week - Redshirt freshman quarterback Riley Dodge was named Sun Belt Offensive Player of the Week for his part in North Texas' 68-49 win over Western Kentucky last week. Dodge was responsible for seven touchdowns, including four through the air and three on the ground. He completed 24-of-30 passes for 262 yards with no interceptions. This is the second time this year that Dodge has earned the honor – also doing so in the season-opener against Ball State.

Longest Sun Belt Rivalry - Louisiana-Monroe has the longest history with North Texas among all current Sun Belt Conference teams. This will be the 26th game between the two regional rivals, which dates back to 1978 when Hayden Fry was coaching the Mean Green, and former Heisman Trophy winner John David Crow was the head coach at ULM. The two teams met 13 times as Southland Conference rivals from 1983-94, including once in a Div. I-AA playoff game in 1987. The next-longest rivalry with a current Sun Belt team is Arkansas State which stands at 18 games.

Smoking Hot Scoreboard - The 68 points that North Texas scored in the win over Western Kentucky last week tied the most points ever scored by a North Texas team in the 57-year history of Fouts Field. The last time a North Texas team scored that many points in a game was in 1957 when it defeated Youngstown 68-13 at Fouts. It is still 29 points the school record for points scored in a game, which was set by the 1929 team that hung 97 on Decatur Baptist.

What a Rush - North Texas had a season-high 321 yards rushing in the win over Western Kentucky, which was the fourth time this season that the Mean Green has rushed for over 200 yards in a game. That equals the number of 200-yard rushing games that North Texas had in the previous four years combined. The Mean Green had exactly one 200-yard rushing game in each of the four years 2005-08. Last year, the best team rushing effort was 203 yards – a total that has been topped four times this year. The last time a North Texas offense had this many 200-yard rushing games in a season was in 2004 when it had seven behind the efforts of freshman Jamario Thomas.

Second Quarter Struggles - North Texas has had a hard time in the second quarter lately. In the last three games, the Mean Green has been outscored 68-27 in the second quarter – an average of 22.7 points allowed in the second quarter alone. For the season North Texas has allowed nearly twice as many points in the second quarter (124) than any other quarter (64 in the third).

Long Scoring Plays - In the last four weeks, North Texas has been able to break some long scoring plays, including a season-long 71-yard touchdown run by sophomore running back Lance Dunbar last week against Western Kentucky. There have been a total of eight touchdown plays of longer than 30 yards this season and six of those have come in the last four games. All five of the touchdown plays over 50 yards have come in the last four games. Dunbar is responsible for six of the eight long touchdown plays while junior wide receiver Jamaal Jackson is responsible for the other two. In comparison, in all 12 games last year, North Texas had only five touchdown plays of longer than 30 yards and only one that carried more than 50 yards.



MEAN GREEN

Updated Bios At MeanGreenSports.com

Throughout the season bios of selected offensive and defensive players will be updated and available at www.meangreensports.com. Along with the updated bios the North Texas virtual guide can be accessed on the website that has complete bios on all the players and coaches.

North Texas Career Starts

(minimum of 10 games)

Antoine Bush, Sr., DB.....	31
Esteban Santiago, Jr. OL.....	30
Tobe Nwigwe, Sr., LB.....	27
Craig Robertson, Jr., LB	25
Tyler Bailey, Sr., OL	21
Kelvin Drake, Jr., OL.....	20
J.J. Johnson, So., OL.....	20
Kylie Hill, Sr., LB.....	20
Victor Gill, Jr., OL	18
Royce Hill, So., DB	15
A.J. Penson, Jr., LB.....	14
Adyran Adams, Sr. DB.....	12
D. Williams, So., DB	11
Gabe Hollivay, Sr., OL.....	10

North Texas Consecutive Starts

Esteban Santiago, So. OL	30
Craig Robertson, So., LB.....	25
J.J. Johnson, So., OL.....	20
Kylie Hill, Sr., LB.....	20
Royce Hill, So. DB	15

North Texas Milestone Victories

- 1 vs. Burleson College 25-0, 1914
- 100 vs. Abilene Christian 18-7, 10/9/1936**
- 150 vs. Sam Houston 27-0, 10/25/1947
- 200 vs. Midwestern 40-13, 10/22/1955**
- 250 vs. Southern Ill. 14-13, 10/31/1964
- 300 vs. Houston 28-0, 10/11/1975**
- 350 vs. UL-Monroe 27-7, 11/5/1983
- 400 vs. SW Texas 35-28, 10/9/1993**
- 450 vs. Middle Tenn. 30-21, 10/2/2004**

Bold - Home Games

Fouts Field Milestone Victories

- 1 vs. North Dakota 55-0, 9/27/52
- 100 vs. Abilene Christian 26-3, 10/3/1987
- 150 vs. Idaho 51-29, 11/13/2004

Pronunciation Guide

Brandon Akpunku.....	AK-punk-COO
LaChris Anyiam	AN-YEE-um
Tobe Nwigwe	Nuh-whig-way
Troy Kokjohn.....	Coke-John
Matthew Menard....	Men-NARD
K.C. Obi	Oh-BE
Sam Owusu-Hemeng ..	AH-WA-Sue-Heming
Casey Schutza	ShooTZ-Uh
Bryant Seidle.....	Sigh-dull

Giving Up Big Plays - The last two weeks, the North Texas defense has unable to stop the big play. In the first six games of the season, the Mean Green defense allowed a total of 26 plays of 20 yards or more for an average of 4.3 per game. In the last two games against Troy and Western Kentucky, the Mean Green has allowed 16 plays of 20 yards or more for an average of 8.0 per game. Of the 16 long plays by opponents in the last two games, 10 have been passing plays and six have been running plays. North Texas allowed three runs of over 40 yards last week against Western Kentucky.

Quick Scoring Drives - Going hand-in-hand with big plays, the North Texas defense has allowed a lot of very quick touchdown drives this season. Of the 35 touchdown drives against the North Texas defense, 13 have come in two minutes or less of game clock. The average touchdown drive by North Texas opponents this year has taken exactly 2:42 of game clock. Last week, Western Kentucky had seven touchdown drives and the average time of those drives was 2:40.

Getting First Half Stops- In the last six games, the North Texas defense has struggled getting stops in the first half. The Mean Green has only forced eight punts in the first half over the last six games after forcing seven punts in the first half during the first two games. In comparison, North Texas has forced 14 punts in the second half over the past six games.

Avoiding Three-and-Out - The Mean Green offense has been doing better at avoiding three-and-out situations the last few games after struggling to sustain drives earlier in the year. In the first four games, the Mean Green had 17 three-and-out possessions for an average of 4.3 per game. In the last four games, the offense has had just six for an average of 1.5 per game. North Texas had only one three-and-out series last week against Western Kentucky.

Outgaining Opponents -Despite a 2-6 record, North Texas has outgained five of its eight opponents in total offense. In games against Ball State (512-309), Ohio (301-232), Middle Tennessee (470-456), Louisiana-Lafayette (444-295) and Western Kentucky (583-425) the Mean Green has averaged 462 yards of offense while the opponents have averaged 343 for a difference of 119 yard per game. Since Dodge took over at North Texas in 2007, North Texas is 3-11 when outgaining its opponent in total offense. Last season North Texas lost the only two games when it outgained its opponents (Florida International and Louisiana-Monroe).

Holding Leads - In three of its six losses this year, North Texas has been unable to protect a double-digit lead. The Mean Green was up 17-6 over Ohio in the third quarter before the Bobcats scored two unanswered touchdowns to take a 20-17 fourth-quarter lead in a game Ohio eventually won in double overtime. Against Louisiana-Lafayette, North Texas led 34-24 early in the fourth quarter but was outscored 14-0 in the last 9:30 of the game to lose 38-34. Lastly, against Florida Atlantic, North Texas held its largest lead of the season when it was up 13-0, but the Mean Green allowed 30 second-quarter points and had to battle back in the second half. North Texas eventually took a 40-37 lead in the fourth quarter, but couldn't stop the Owls late and lost 44-40.

Damaging Turnovers -Turnovers have made a huge difference in the end result of three games for North Texas this season. In losses to Ohio, Louisiana-Lafayette and Florida Atlantic the Mean Green combined to commit 10 turnovers, while only gaining four. Those three opponents scored on seven of the 10 possessions that resulted from a North Texas turnover. Also in those two games, North Texas threw an interception that was returned for a touchdown – one by Nathan Tune against Ohio and one by Riley Dodge against Louisiana-Lafayette. Below is a look at the opponent points off turnovers in those three games:

Opponent	NT Turnovers	Opp. Points Off Turnovers	Difference in Final Score
Ohio	4	13	1
Louisiana-Lafayette	4	10	4
Florida Atlantic	2	10	4



MEAN GREEN

2009 Sun Belt Standings

Team	Conference	Overall
Troy	5 0 1.000	6 2
Middle Tennessee	3 1 .750	5 3
ULM	3 1 .750	4 4
Louisiana-Lafayette	2 2 .500	4 4
Florida Atlantic	2 2 .500	2 5
Florida International	2 3 .400	2 6
Arkansas State	1 2 .333	2 5
North Texas	1 4 .250	2 6
Western Kentucky	0 4 .000	0 8

This Week in the Sun Belt

November 7

Florida Atlantic at UAB	1 p.m.
ULL at Arkansas State	2:30 p.m.
ULM at North Texas	3 p.m.
FIU at Middle Tennessee	3:30 p.m.
Troy at WKU	4 p.m.

All Times Central



Quickie Stats

Mean Green's Record When:

Leading at the half	1-3
Trailing at the half	1-2
Tied at the half	0-1
Leading after three quarters	1-2
Trailing after three quarters	0-4
Tied after three quarters	1-0
Scoring first	2-4
Opponent scores first	0-2
Running more plays than opponent	2-1
Opponent runs more plays	0-4
Same number of plays	0-1
Committing more turnovers	0-4
Committing less turnovers	1-2
Turnovers are even	1-0
Committing at least two turnovers	1-4
Winning time of possession	2-2
Opponent wins time of possession	0-4
Running 70 or more off. plays	2-3
Running less than 70 off. plays	0-3
Rushing for 150 yards or more	2-3
Rushing for less than 150 yards	0-3
Passing for 200 yards or more	2-4
Passing for less than 200 yards	0-2
Passing % is over 55%	2-6
Passing % is less than 55%	0-0
Third down conv. is over 40%	2-4
Third down conv. is less than 40%	0-2
Gaining more total yards than opp.	2-3
Gaining less total yards than opp.	0-3
Playing at home	1-3
Playing on the road	1-3
Playing on natural grass	0-1
Playing on artificial surface	2-5

More Costly Mistakes - In addition to turnovers by the offense, North Texas has made mistakes on special teams and defense that have been costly to the team's success. Against Louisiana-Lafayette, North Texas had a blocked punt returned for a touchdown and had three Ragin' Cajun fourth-down conversion attempts kept alive by penalties – all three of which resulted in touchdowns. In an overtime loss to Ohio the Mean Green defense allowed a touchdown on 4th-and-Goal from the 15-yard line and also roughed the passer to set up the Bobcats winning two-point conversion from the 1-yard line. In a comeback effort against Middle Tennessee, North Texas had a field goal attempt blocked in the first quarter and then trailed by nine points and needed a fourth quarter stop when it committed an unsportsmanlike penalty that kept a drive alive and allowed Middle Tennessee to score on the next play to seal the victory. Against Florida Atlantic, North Texas missed two PAT attempts and kicked three kickoffs out-of-bounds.

No Sack Attack - The North Texas offensive line has done a good job protecting the quarterback, allowing just five sacks in eight games. The Mean Green ranks fifth in the nation with an average just .6 sacks allowed per game. When you look at the ratio of sacks allowed per pass attempt, North Texas is second in the nation behind only Arizona. Below is a look at the national leaders in sacks allowed per pass attempt:

Team	Pass Att.	Sacks Allowed	Att. Per Sack
Arizona	258	4	64.5
North Texas	270	5	54.0
Boise State	245	5	49.0

Red Zone Defense - The North Texas defense will be trying to improve its red zone defense this week. The Mean Green has allowed 33 scores on 36 possessions inside the red zone by opponents for a success rate of 92 percent, which ranks 109th nationally. The last six opponents have scored 32 of the 33 times inside the red zone, including Western Kentucky which was 5-of-5 last week. Even more concerning is the number of touchdowns allowed from inside the 20-yard line. Of the 33 red zone scores by opponents, 25 have been touchdowns. Louisiana-Monroe is tied with North Texas to rank 109th in red zone defense, with the Warhawks giving up 24 scores on 26 opponent possessions inside the 20.

Fourth Down Unfriendly - Converting fourth downs has been a bugaboo for the North Texas offense this year. The Mean Green has only successfully converted 1-of-8 fourth down attempts. The one successful conversion came on a 15-yard run by Lance Dunbar on 4th-and-1 against Louisiana-Lafayette on a drive that was capped by a touchdown. Of the other seven fourth down conversion attempts, four have been unsuccessful rushing plays and three have been unsuccessful passing plays. On six of the eight fourth down plays, the North Texas offense had no gain or was thrown for a loss and on the other unsuccessful attempt it gained one yard.

Big Plays Coming from Youngsters - In eight games, North Texas has 40 plays that have covered 25 yards or more, including nine rushing plays, 14 passing plays, 16 kick returns and one interception return. Of those 40 plays, 39 have come from underclassmen with senior running back Cam Montgomery having the only other one. Sophomore running back Lance Dunbar leads the way with 11 plays of more than 25 yards, including eight runs and three pass receptions.

Balanced Attack - Mean Green head coach Todd Dodge has always said that his offense has a better chance at being successful if it is balanced between rushing and passing production. After eight games, North Texas has 1,583 yards rushing and 1,825 yards passing which is a 46 to 54 percent balance. Last season, rushing accounted for 35 percent of the total offense while passing accounted for 65 percent.

A New Home For The Mean Green - North Texas has called Fouts Field home since 1952, but those days are nearing an end. In 2011 the Mean Green will move into a new stadium located on-campus. Construction is set to begin on the stadium in January of 2010 and the stadium will have a capacity of 30,000 with the ability for future expansion to raise the total to 50,000. North Texas partnered with HKS to build the stadium - the same company that designed the American Airlines Center in Dallas and the new Cowboys Stadium in Arlington, Texas.



Sun Belt Team Stat Leaders

TOTAL OFFENSE

1. Troy.....	455.8
2. Florida Atlantic.....	452.6
3. North Texas.....	426.0
4. Middle Tennessee.....	400.8
5. ULM.....	392.5
6. Louisiana-Lafayette.....	349.4
7. Arkansas State.....	344.6
8. Florida International.....	330.5
9. Western Kentucky.....	306.5

PASS OFFENSE

1. Troy.....	320.9
2. Florida Atlantic.....	301.7
3. Middle Tennessee.....	257.1
4. Florida International.....	244.4
5. North Texas.....	228.1
6. ULM.....	218.2
7. Arkansas State.....	201.6
8. Louisiana-Lafayette.....	197.8
9. Western Kentucky.....	137.9

RUSH OFFENSE

1. North Texas.....	197.9
2. ULM.....	174.2
3. Western Kentucky.....	168.6
4. Louisiana-Lafayette.....	151.6
5. Florida Atlantic.....	150.9
6. Middle Tennessee.....	143.6
7. Arkansas State.....	143.0
8. Troy.....	134.9
9. Florida International.....	86.1

TOTAL DEFENSE

1. Arkansas State.....	342.1
2. ULM.....	361.6
3. Middle Tennessee.....	376.5
4. Troy.....	386.2
5. Louisiana-Lafayette.....	411.4
6. Florida Atlantic.....	429.7
7. North Texas.....	433.1
8. Florida International.....	476.1
9. Western Kentucky.....	518.4

PASS DEFENSE

1. Florida Atlantic.....	205.0
2. Middle Tennessee.....	219.9
3. Arkansas State.....	234.1
4. Louisiana-Lafayette.....	235.5
5. North Texas.....	238.4
6. Western Kentucky.....	245.2
7. Florida International.....	251.0
8. ULM.....	262.2
9. Troy.....	263.9

RUSH DEFENSE

1. ULM.....	99.4
2. Arkansas State.....	108.0
3. Troy.....	122.4
4. Middle Tennessee.....	156.6
5. Louisiana-Lafayette.....	175.9
6. North Texas.....	194.8
7. Florida Atlantic.....	224.7
8. Florida International.....	225.1
9. Western Kentucky.....	273.1

Big Guys With Experience - While the Mean Green battled inexperience and youth in 2008, the 2009 North Texas offensive line is about as battle tested as you could want. The starting five have combined for a total of 109 career starts. The good thing about the group of Santiago (30 career starts), Bailey (21 career starts), Johnson (20 career starts), Drake (20 career starts), and Gill (18 career starts) is that only one is a senior (Bailey). In fact of the 10 offensive line-men in the two deep, only two are seniors, while four are juniors, three are sophomores and there is one freshman.

A Good Distributor - One of the areas that Coach Todd Dodge has emphasized this year is getting the ball in the hands of as many different people as possible. The last two seasons, wide receiver Casey Fitzgerald led the nation in receptions with over 110 each year. This year Dodge would like those receptions to be divided between two or even three receivers. So far, the plan is working, with three different wide receivers having over 30 catches. Last season after eight games, only one receiver (Fitzgerald) had more than 30 catches. In all, 13 different receivers have made at least one catch for the Mean Green this season.

Going For A Three-Peat - Todd Dodge has helped the Mean Green to back-to-back years with over 4,000 yards of total offense. It is only the third time in school history that North Texas had consecutive years with over 4,000 yards of total offense. The 4,356 yards of offense in 2008 is the fifth-highest total in school history. The Mean Green has never had three straight seasons of 4,000 or more yards of total offense before. North Texas is also going after its second 3,000-yard passing season in the last three years which has never happened before in school history. At the current pace, the Mean Green is on schedule for 5,112 yards of total offense and 2,736 yards passing.

Coaches Up/Coaches Down - North Texas will put three assistant coaches in the press box during games and will have six assistants along with head coach Todd Dodge on the sideline. In the press box will be offensive coordinator Todd Ford, along with defensive coordinator Gary DeLoach. Cornerbacks coach Carlton Buckels and safeties coach Chuck Peterson will join DeLoach in the press box. Linebackers coach David Rausch and defensive line coach Mike Nelson will be on the sidelines. Wide Receiver coach Clayton George and offensive line coach Spencer Leftwich will be on the sidelines along with special teams/running backs coach Shelton Gandy. Graduate assistant coaches Brian Morgan and Kevin Barbay will also be in the press box.

Well Represented in the NFL - North Texas has had more players drafted to play professional football than any other team in the Sun Belt Conference. Since the first NFL draft in 1936, North Texas has had 77 players drafted, including seven players picked in the first round. Arkansas State is second among Sun Belt Schools which have had players drafted with 46. Joe Greene is the highest drafted player ever from North Texas when he was selected by the Pittsburgh Steelers with the fourth overall pick in 1969.

Following In Footsteps - North Texas head coach Todd Dodge is one of only 56 known major college head coaches who have had the rare opportunity to coach his son in college. There are only three other current sets of father-and-son duos on Football Bowl Subdivision teams, Dan and Cody Hawkins at Colorado, Ricky and Brad Bustle at Louisiana-Lafayette and Steve and Scott Spurrier at South Carolina. Todd and Riley make only the 22nd father-and-son, quarter back-and-coach tandem in FBS history.

Lack of Senioritis - The North Texas roster has only 12 seniors for the 2009 season. Only six teams in the Football Bowl Subdivision have fewer seniors on their roster than North Texas, and only three of those teams (Boise State, Miami (OH), and Idaho) are non-BCS teams.

Fewest Senior's In the Nation

1. Boise State	4
2. Duke	9
S. Carolina	9
4. Georgia Tech	10
5. Miami (OH)	11
N. Carolina	11
7. North Texas	12

One Overtime Not Enough - North Texas has played in just two overtime games since the NCAA introduced the format in 1996. The Mean Green is 1-1 in its two overtime games, defeating Florida International 25-22 in seven overtimes in 2006 and losing to Ohio 31-30 in two overtimes this year. The Mean Green is the only FBS team that has never had a game decided in the first overtime period.



MEAN GREEN OFFENSIVE INDIVIDUAL NOTES

NT vs. ULM Statistical Leaders

RUSHING YARDS

North Texas	ULM
Lance Dunbar..... 961	Frank Goodin707
Riley Dodge.....279	Trey Revell.....194

PASSING YARDS

North Texas	ULM
Riley Dodge.....1,234	Trey Revell.....1,124

RECEIVING YARDS

North Texas	ULM
Jamaal Jackson.....466	LaGregory Sapp...564
Michael Outlaw.....351	Darrell McNeal426
Darius Carey293	Luther Ambrose ...298
Lance Dunbar.....240	Alvin Jordan.....131

TOTAL OFFENSE

North Texas	ULM
Riley Dodge.....1,513	Trey Revell.....1,318
Lance Dunbar.....961	Frank Goodin707

TACKLES

North Texas	ULM
Craig Robertson.....72	Cardia Jackson79
Tobe Nwigwe.....57	Josh Thomas.....51
D. Cook.....57	Greg James.....49

SACKS

North Texas	ULM
Brandon Akpunku 4.0	Aaron Morgan7.0
Eddrick Gilmore...2.5	Troy Evans4.5

INTERCEPTIONS

North Texas	ULM
Royce Hill2	James Truxillo.....2
Jeremy Phillips.....1	Otis Stamps.....2

PUNTING AVG.

North Texas	ULM
Will Atterberry40.1	Scott Love39.3

FIELD GOALS

North Texas	ULM
Jeremy Knott..... 8-11	Radi Jabour 7-11

Getting it Dun - Sophomore running back Lance Dunbar has exploded onto the scene since becoming the featured back when he came off the bench to replace starter Cam Montgomery in week four against Middle Tennessee. He has rushed for over 100 yards every game since that time and is one of only three backs in the nation to have two, 200-yard rushing games. Along with becoming the regular starter at running back, he has established himself as one of the top backs in the nation. Dunbar has 13 of the team's 21 rushing touchdowns and is averaging a league-best 172.8 yards per game against conference opponents. His average of 7.6 yards per carry ranks first in the NCAA among backs with at least 120 attempts. Below is a look at Dunbar's numbers in the first three games compared to the last four games:

Category	First Three Games	Last Five Games	Season Total
Rushing Attempts (avg.)	28 (9.3)	99 (19.8)	127 (15.9)
Rushing Yards (avg.)	97 (32.3)	864 (172.8)	961 (120.1)
All Purpose Yards (avg.)	182 (60.7)	1,076 (215.2)	1258 (157.2)
Total Touchdowns	2	13	15

Closing in on 1,000 - With 964 rushing yards going into this week's game against Louisiana-Monroe, Dunbar is just 36 yards away from becoming just the ninth player in North Texas history to rush for 1,000 yards in a game. With six former greats bunched up between 1,016 and 1,154 yards, Dunbar needs just 190 yards to move into the top five in Mean Green history for single-season rushing yards.

Starting Comparisons - With the emergence of Lance Dunbar lately, he is beginning to draw comparisons with another former young North Texas running back. As a freshman in 2004, Jamario Thomas didn't earn his first start until the third game of the season and went on to lead the nation in rushing with an average of 180.1 yards per game. In his first four starts, Thomas rushed for 740 yards for an average of 185.0 per game. Dunbar did not earn his first start until the fifth game this year and in his first four starts he has rushed for 763 yards for an average of 190.8 yards per game.

Dodging Bullets - Redshirt freshman Riley Dodge has started exactly six games as a college quarterback. While he has had his struggles early on, his numbers stack up very well with other former Mean Green freshman quarterbacks. In six games, Dodge has a completion percentage of 67.0 and a pass efficiency rating of 128.9. Here is a look at how some other Mean Green quarterbacks did in their freshman year:

Name	Comp. %	Effic.
Riley Dodge (2009)	67.0	128.9
Scott Davis (1987)	50.4	132.5
Mitch Maher (1991)	50.6	90.9
Scott Hall (2000)	48.7	104.8
Daniel Meager (2005)	50.0	87.7
Giovanni Vizza (2007)	58.2	114.8

Tuned Up - Backup quarterback Nathan Tune has been called into action four times this year when starter Riley Dodge has left with an injury. Tune came off the bench against Ohio and Florida Atlantic and both times brought the team back from a second-half deficit to take a lead. He started games against Alabama and Troy and had the two-best passing performances of his career. His efficiency rating of 135.0 ranks as the fourth-highest in the Sun Belt Conference this season.

First Year Receivers - The top three receivers for North Texas this season are all in their first year with the Mean Green. Transfer Jamaal Jackson leads the team in receptions (47), receiving yards (466) and receiving touchdowns (4). Fellow transfer Michael Outlaw is third in receptions (30) and second in receiving yards (351). True freshman Darius Carey is second on the team in receptions (32) and third in receiving yards (293).

Money on the Line - As a group, the offensive line has helped the North Texas offense rank very high this year. The unit ranks fifth in the nation in sacks allowed with just five and is one of only four teams nationally to rank in the top 10 in sacks allowed as well as the top 20 in rushing and the top 30 in total offense (Georgia Tech., Stanford and Nevada). Junior guard Kelvin Drake has been a real bright spot after missing all of last season with an injury, Drake leads the team with 28 knockdowns and 11 pancake blocks. In all, eight different offensive linemen have played in the eight games.



MEAN GREEN DEFENSIVE/SPECIAL TEAMS INDIVIDUAL NOTES

NT vs. ULM Stat Breakdown

	NT	ULM
SCORING	246	217
Points Per Game	30.8	27.1
FIRST DOWNS	169	165
Rushing	76	69
Passing	79	81
Penalty	14	15
RUSHING YARDAGE	1,583	1,394
Yards gained rushing	1,724	1,611
Yards lost rushing	141	217
Rushing Attempts	291	325
Average Per Rush	5.4	4.3
Average Per Game	197.7	174.2
TDs Rushing	21	15
PASSING YARDAGE	1,825	1,746
Att-Comp-Int	270-182-9	237-132-12
Average Per Pass	6.8	7.4
Average Per Catch	10.0	13.2
Average Per Game	228.1	218.2
TDs Passing	11	13
TOTAL OFFENSE	3,408	3,140
Total Plays	561	562
Average Per Play	6.1	5.6
Average Per Game	426.0	392.5
KICK RET: #-YARDS	44-1,048	40-803
KICK RET AVERAGE	23.8	20.1
PUNT RET: #-YARDS	4-2	15-52
PUNT RET AVERAGE	0.5	3.5
INT RET: #-YARDS	3-71	8-22
INT RET AVERAGE	23.7	2.8
FUMBLES-LOST	17-9	21-6
PENALTIES-YARDS	57-493	59-505
Average Per Game	61.6	63.1
PUNTS-YARDS	38-1,483	45-1,768
Average Per Punt	39.0	39.3
Net punt average	32.3	35.5
TIME OF POSS./GAME	30:48	32:30
3RD-DOWN CONV.	47/110	52/117
3rd-Down Pct	43%	44%
4TH-DOWN CONV.	1-8	4-5
4th-Down Pct	12%	80%
SACKS BY-YARDS	11-71	18-123
MISC YARDS	0	0
TOUCHDOWNS SCORED	32	28
FIELD GOALS-ATT.	8-11	7-11
PAT-ATTEMPTS	28-32	26-28

Return Investment - When Shelton Gandy took on his new role as special teams coach during the off season he had his work cut out. The Mean Green finished last season ranked last in the Sun Belt Conference in kickoff returns and kickoff coverage. After eight games, Gandy has his kickoff return team ranked first in the league and his kickoff coverage team ranked fourth. The Mean Green is averaging 23.8 yards per kickoff return – up from 18.1 a year ago. Covering kicks has been an even bigger improvement, with the Mean Green averaging a net of 41.9 yards per kickoff, up from 34.0 yards per kickoff last season. Junior Jamaal Jackson has established himself as one of the best return guys in the league, averaging 33.5 after taking over the responsibility as of late.

Nwigwe Out With Injury - All-Conference linebacker Tobe Nwigwe suffered a foot injury against Florida Atlantic that will force him to miss the remainder of his senior season. Nwigwe has led the Sun Belt all season in tackles and currently ranks 14th nationally with his average of 10.3 stops per game, but he will fall off the leaders list when he doesn't meet the required minimum number of games played after this week. He was on pace to break his personal best of 111 tackles that he had last season.

Robertson Leading the Way - With the departure of Nwigwe, junior Craig Robertson has been the leader of the Mean Green defense. Robertson leads the team and ranks seventh in the Sun Belt in tackles with an average of 9.0 per game (72 total). He posted a career-high with 12 in the season-opener against Ball State and has been consistent with at least eight in every game. He is on pace to set a career-high in total tackles for the season, which he set last year with 94.

Coming of Age - North Texas still has a very young defensive secondary, with all four starters either in their first or second year with the Mean Green. Sophomores Royce Hill and DaWaylon Cook are starters at cornerback and safety after playing extensively as true freshmen last season. Adryan Adams transferred to North Texas last year, but is in his first year as a full-time starter at cornerback. Fellow transfer Ira Smith is in his first year at North Texas and is the other starter at safety. The foursome has held up admirably in eight games - they rank second in the Sun Belt Conference in pass defense efficiency with a rating of 126.8, which is dramatically better than last year when the defensive backfield allowed opponents an efficiency rating of 164.8.

Cook Coming On- Sophomore safety DaWaylon Cook is feeling comfortable in his second year and his new position. As a true freshman last year, Cook was a backup cornerback and totaled 10 tackles in 11 games. After a year of experience and an offseason move to safety, Cook has become a leader in the secondary. After one tackle in the season opener, Cook has averaged 8.1 tackles in the last seven games, including a career-best 11 against Alabama. He is third on the team with 57 tackles and 45 of those are solo stops.

Weighty Up Front -One of the biggest areas, literally, that North Texas addressed in the offseason was the defensive line. The Mean Green brought in six new players to help the defensive line and added a lot of size. Transfers Kelvin Jackson and Shavod Atkinson are the regular starters at defensive tackle, weighing in at 309 and 307 pounds respectively. John Weber is also a transfer who can play both tackle and end and weighs 288 pounds. True freshman defensive tackle Kyle White, who tips the scales at 309 pounds, saw his first action against Alabama. Add 301-pound redshirt freshman Tevinn Cantly to give you the fourth interior defensive lineman that are all playing this year. Last year North Texas didn't play any defensive lineman that weighed 300 pounds or more.

Return Drought Continues - It has been 129 games and counting since North Texas has returned a kickoff for a touchdown. Broderick McGrew was the last Mean Green player to do so when he took a kickoff and returned it 100 yards in a 28-27 loss to Utah State on Nov. 14, 1998. North Texas' current active streak ranks as the seventh-longest in the nation - led by Air Force, which hasn't brought a kick back for a score in 283 games.



HEAD COACH TODD DODGE

Dodge Quick Facts



Age: 45

Alma Mater:

Texas ('87)

Record: 5-27

(Third year)

Previous Job:

Head Coach at

Carroll HS

Playing Experience: Starting quarterback at Texas (1981-85)

High School: Port Arthur Jefferson

(TX) High School ('81)

Family: Wife, Elizabeth; Son, Todd "Riley";

Daughter, Molly

- Finished coaching in high school ranks by winning four of last five Texas 5A state titles
- Still ranks in top 10 at the Univ. of Texas in multiple passing statistics

Dodge Coaching Experience

Year	School	Position
2007-Cur.	North Texas	Head Coach
2000-06	Carroll HS	Head Coach
1998-00	Fossil Ridge HS	Head Coach
1996-98	Newman-Smith HS	Head Coach
1994-96	C.H. Yoe HS	Head Coach
1992-93	North Texas	Pass. Game
1988-92	McKinney HS	Off. Coord
1987-88	Rockwall HS	QB's/WR's
1981-85	Texas	Starting QB

Dodge Year-by-Year

Year	Overall	Conf.	Finish
2007	2 10	1 6	Seventh
2008	1 11	0 7	Eighth
2009	2 6	1 4	
Total	5 27	2 17	

Assistant Coaches

Gary DeLoach- Defensive Coordinator/LB's

Todd Ford- Offensive Coordinator/QB's

Clayton George- Wide Receivers

Mike Nelson- Defensive Line

Chuck Petersen- Safeties

Carlton Buckels- Cornerbacks

David Rausch- Outside Linebackers

Shelton Gandy- Running Backs/Special Teams

Spencer Leftwich- Offensive Line

Scotty Conley- Director of Operations

Kevin Barbay- Graduate Assistant

Brian Morgan- Graduate Assistant

Todd Dodge understands. The North Texas head football coach understands that he was hired to turn around a program that had slumped. He understands that, as he enters his third year, the pace of improvement has not come at the rate that many Mean Green fans had hoped for. But he has not wavered from his plan and the only pressure to hasten the timeline for progress comes from within his own uncompromising commitment to success. Dodge understands his role in the development of the North Texas football program and he is fully invested.



In two years at the helm, Dodge has tried to establish a foundation that would lead to victory. The baseline of success on the field has been set and now Dodge believes he has the pieces in place to show that his work has not been futile. He has quietly assembled a team of coaches and players that he believes can thrive in his system. It has been a two-year process of molding young men and tweaking a staff that will serve as the groundwork for developing his program.

On the field, Dodge's influence has helped the Mean Green to back-to-back years with over 4,000 yards of total offense. It is only the third time in school history that North Texas had consecutive years with over 4,000 yards of total offense. The 4,356 yards of offense in 2008 is the fifth-highest total in school history. Dodge is now at least partially responsible for three of North Texas' top 10 total offensive performances, with 4,901 as a head coach in 2007 and 4,031 as an assistant coach in 1993 added to last year's performance.

One of the best success stories during the Dodge era will always be of wide receiver Casey Fitzgerald. Fitzgerald came to North Texas as a walk-on and spent his first two seasons in obscurity while seeing little action in a run-based offense. In his first year of Dodge's offense, Fitzgerald broke every North Texas single-season receiving record and after just two years in his system, he is now the school's all-time leading receiver with 229 career catches (224 in his final two years under Dodge).



Dodge, 45, officially assumed control of the North Texas football program on Dec. 26, 2006 - three days after he had coached his Southlake Carroll High School football team to its fourth state championship in five years. As one of the most widely respected high school football coaches in the nation, Dodge led Southlake Carroll to a 79-1 record over his final five years, with the only loss coming by a single point in the 2003 state championship game. Dodge closed his high school career with an amazing 48-game winning streak.

Dodge had already been familiar with the Mean Green, having served as an offensive assistant coach in 1992 and 1993. During his tenure he helped direct the Mean Green offense to a per-game average of 348 yards and 26 points. He oversaw the progression of quarterback Mitch Maher, who holds numerous Mean Green offensive records, including pass completions, passing yards, and total offense. Maher went on to play for the Canadian Football League's Shreveport Pirates.

Prior to coming to North Texas, Dodge's name had become synonymous with high school football success on the national scale. In addition to winning four class 5A state championships in five years, Southlake Carroll was recognized as national champions by USA Today in 2004 and 2006, and by PrepNation.com in 2005. Dodge amassed a 98-11 record overall at Carroll after taking over in 2000. In 2005, the Dragons set the Texas 5A state record for most points in a single season by tallying 764.

Dodge was named National Coach of the Year by Schutt Sports in 2004 and by USA Today in 2005. In 2006 PrepNation.com named him the Southwest Region coach of the year.



2009 GAME RECAPS



North Texas
Ball State

20
10



Ohio
North Texas

31
30

September 3, 2009

Scheumann Stadium • Muncie, Indiana

MUNCIE, Ind. (9/3/09) - The North Texas football team left the '08 season in the rear view mirror, downing Ball State 20-10 in the season opener on Thursday night.

The Mean Green (1-0) won just its second season opener since 1997, and its first non-conference road game since 1999, with a gritty performance in front of 16,054 fans at Scheumann Stadium and a national TV audience on ESPNU. The win snapped the Cardinals (0-1) 14-game regular season winning streak that dated back to Nov. of 2007.

Needing to respond to a Ball State fourth-quarter game-tying touchdown, the Mean Green did just that. On the ensuing drive, Riley Dodge hooked up with Jamaal Jackson for 59 yards to take NT down to the one. Two plays later Dodge found Michael Outlaw in the corner of the end zone to put North Texas up 17-10.

Dodge made the most of his first collegiate action by completing his first 11 passes. The redshirt freshman drove the Mean Green 55 yards before Lance Dunbar punched into the end zone on a three yard dive to open the scoring on their first possession.

He was aided by a potent running game led by Cam Montgomery, who broke lose for 149 yards on 8.8 yards per carry. North Texas piled up 296 rushing yards and racked up 512 total yards.

The defense pitched a first half shut-out thanks to third-down stops and a key turnover. Just inside the second quarter Royce Hill jumped in front of a Kelly Page pass on the six yard line and returned it to the house.

Dodge & Co. controlled the edge of the field and the play clock for the entire first half. NT rushed for 160 yards in the half, most coming off left tackle behind captain Victor Gill.

The Mean Green defense held the Cardinals on a lengthy drive midway through the third quarter. Ball State got as far as the 1-yard line before the NT defense forced a short field goal to cut the lead to 10-3.

September 12, 2009

Fouts Field • Denton, Texas

DENTON, Texas (9/12/09) - Ohio connected on a two-point conversion in the second overtime to give the Bobcats a 31-30 victory against North Texas on Saturday night at Fouts Field.

On a rain-soaked field, the Mean Green and the Bobcats both struggled to hold onto the ball. The two teams combined for seven turnovers. Each team threw an interception and both resulted in touchdowns.

North Texas took an early 10-0 advantage, but Ohio pecked away at the lead. The Bobcats took their first lead, 20-17, in the fourth quarter, and North Texas sent it into overtime with a field goal. The two teams exchanged field goals in the first overtime period, and North Texas took the first lead in the second overtime with a touchdown and an extra point.



After North Texas went ahead, 30-23, on a Cam Montgomery touchdown in the second overtime, Theo Scott connected with Taylor Price twice to secure the win. First, Scott hit Price on fourth down from 15 yards out to come within one point of NT, 30-29.

The Bobcats went for the two-point conversion from the two-yard line after a roughing the passer penalty against North Texas. Scott connected with Price again for the win.

Montgomery rushed for 88 yards on 22 carries in the game. Riley Dodge completed 12 of 20 passes for 117 yards and one touchdown, while Nathan Tune went 9-for-14 for 69 yards. Tune came in the game at the end of the third quarter after Dodge hurt his shoulder and had to come out of the game.

Jeremy Knott tied the game, 20-20, in regulation with an 18-yard field goal with 46 seconds left in the game. The Mean Green had reached the one-yard line off a nine-yard pass from Tune to Montgomery but was unable to get into the endzone on the next two rushes.

Kenny Jackson gave Ohio its first lead of the game, 20-17, with a 69-yard interception return for a touchdown with 8:44 left in the game. It was the first time that North Texas has trailed this season.



	1	2	3	4	Score
North Texas	7	3	0	10	20
Ball State	0	0	3	7	10

	NT	BSU
First Downs	27	16
Rushes-Yards	51-296	24-169
Passing Yards	216	140
Passes (A-C-I)	33-23-1	35-15-1
Total Offense	512	309
Fumbles-Lost	1-1	1-1
Penalties-Yards	9-81	4-30
Time of Poss.	37:18	22:42

RUSHING: North Texas- Montgomery 17-149, Dodge 12-73. BSU- Lewis 15-103, Page 7-53

PASSING: North Texas- Dodge 23-33-216-1. BSU- Page 34-15-140-1.

RECEIVING: North Texas- Ja. Jackson 4-86, Outlaw 7-43. BSU - White 4-47, Orsbon 2-38 .

Attendance 16,054

	1	2	3	4	OTOT	Score
Ohio	0	3	10	7	3	31
North Texas	3	7	7	3	7	30

	Ohio	NT
First Downs	15	19
Rushes-Yards	44-63	40-115
Passing Yards	169	186
Passes (A-C-I)	31-16-1	35-21-1
Total Offense	232	301
Fumbles-Lost	3-2	4-3
Penalties-Yards	14-138	9-77
Time of Poss.	32:29	27:31

RUSHING: Ohio- Garrett 17-61, Price 1-16. North Texas- Montgomery 22-88, Dunbar 7-29.

PASSING: Ohio- T. Scott 7-17-1-92, B. Jackson 9-14-0-77. North Texas - Dodge 12-20-0,117, Tune 9-15-1-69.

RECEIVING: Ohio- Price 7-68, Dunlop 1-32. North Texas - Lott 7-61, Carey 6-47.

Attendance 16,674



2009 GAME RECAPS



North Texas

7



No. 4 Alabama

53



Middle Tennessee

37



North Texas

21


September 19, 2009

Bryant-Denny Stadium • Tuscaloosa, Alabama

TUSCALOOSA, Ala. (9/19/09) - The North Texas football team couldn't keep up with the Crimson Tide, falling to No. 4 Alabama 53-7 on Saturday.

Alabama (3-0) struck early and often, rolling up 523 yards of total offense and scores on nine of their 11 drives. The Crimson Tide defense was as good as advertised, holding the Mean Green (1-2) to 187 total yards and just 61 rushing yards.

Quarterback Nathan Tune led the Mean Green on a smooth scoring drive late in the third. The junior hooked up with Michael Outlaw for 32 yards on an improvised roll out, and found Lance Dunbar just two plays later in the left flat. Dunbar rocketed 34 yards untouched into the endzone.



The touchdown pass was the first in Tune's career, and capped off a 5-play, 78-yard drive. Tune was efficient against the Crimson Tide, completing 16-of-23 attempts for 126 yards and a score.

The North Texas defense made things interesting out of the gate. On the game's opening play, Sam Owusu-Hemeng's speed rush fired him around the Crimson Tide left tackle and into quarterback Greg McElroy, who coughed up the football. Brandon Akpunku scooped it up for the Mean Green, leaving the crowd of 92,012 stunned.

Alabama struck first when McElroy, a former Southlake Carroll quarterback under NT head coach Todd Dodge, led the Crimson Tide on a 13-play, 95-yard drive. The junior capped the drive with a two-yard plunge over the right endzone pylon to put Alabama on top 7-0.

McElroy would lead the Crimson Tide on three more touchdown drives, and 352 yards of offense in the opening half alone.

North Texas receiver Darius Carey was the Mean Green's most effective offensive weapon. The freshman caught five passes for 34 yards. James Hamilton found success running the ball late, grinding out 31 yards on seven touches.

	1	2	3	4	Score
North Texas	0	0	7	0	7
Alabama	14	16	14	9	53

	NT	Alabama
First Downs	7	28
Rushes-Yards	26-61	45-260
Passing Yards	126	263
Passes (A-C-I)	23-16-1	28-22-0
Total Offense	187	523
Fumbles-Lost	1-0	4-1
Penalties-Yards	3-27	2-15
Time of Poss.	29:17	30:43

RUSHING: North Texas- Hamilton 7-31. Alabama- Ingram 8-91, Richardson 11-87.

PASSING: North Texas-Tune 23-16-126-0. Alabama- McElroy 15-13-176-0, Jackson 13-9-87-0

RECEIVING: North Texas- Dunbar 2-40, Carey 5-34. . Alabama - Maze 4-49, McCoy 3-38. .


Attendance 92,012

September 26, 2009

Fouts Field • Denton, Texas

DENTON, Texas (9/26/09) - Middle Tennessee quarterback Dwight Dasher threw two touchdown passes and rushed for two of his own to lead the Blue Raiders to a 37-21 victory against North Texas on Saturday night at Fouts Field.

Middle Tennessee jumped out to a 30-7 halftime lead and held on for the victory despite being outscored, 14-7 in the second half by the Mean Green. North Texas scored two touchdowns in the third quarter but was unable to continue the offensive output in the fourth. NT was hurt by five turnovers in the game.



Dasher completed 21 of 43 passes for 269 yards and rushed for 75. He started the game with a 50-yard touchdown pass to Benjamin Cunningham and capped the victory with a throw to Desmond Gee in the endzone in the fourth quarter.

North Texas running back Lance Dunbar rushed for two touchdowns and a career-high 101 yards. It was the first multiple touchdown game of his career. He broke loose for a 66-yard touchdown run in the first quarter to put North Texas on the scoreboard, 10-7.

	1	2	3	4	Score
Middle Tenn.	10	20	0	7	37
North Texas	7	0	14	0	21

	MTSU	NT
First Downs	23	25
Rushes-Yards	45-187	25-157
Passing Yards	269	313
Passes (A-C-I)	43-21-0	54-35-3
Total Offense	456	470
Fumbles-Lost	3-0	2-2
Penalties-Yards	7-65	7-55
Time of Poss.	29:25	30:35

RUSHING: MTSU - Dasher 16-75, Kyles 18-62. North Texas- Dunbar 5-101, Dodge 9-57.

PASSING: MTSU - Dasher 43-21-269-0. North Texas - Dodge 54-35-313-3

RECEIVING: MTSU- S. McDonald 5-74, B. Cunningham 2-56. North Texas - Ja. Jackson 11-82, B.J. Lewis 5-59.

Attendance 22,346

Mean Green quarterback Riley Dodge posted his first 300-yard passing game. He completed 35 of 54 passes for 313 yards, rushed for a touchdown and threw three interceptions.

The Mean Green offense came alive midway through the third quarter with two touchdowns, cutting the lead to 30-21. Dodge scored the first one on a four-yard scamper, while Dunbar posted his second rushing touchdown of the day with an 18-yard sprint. The Mean Green defense held Middle Tennessee to just one first down in the third quarter.

North Texas started the game on a positive note with Royce Hill returning the opening kickoff 73 yards to the Middle Tennessee 25-yard line. The Mean Green was unable to get a first down, attempted a field goal but had it blocked.



2009 GAME RECAPS



North Texas

34



Louisiana-Lafayette

38



Florida Atlantic

44



North Texas

40


October 10, 2009

Cajun Field • Lafayette, Louisiana

LAFAYETTE, La. (10/10/09) – North Texas let momentum slip away and couldn't stop Louisiana-Lafayette in the closing minutes, falling to the Ragin' Cajuns, 38-34, on Saturday night.

North Texas (1-4, 0-2 Sun Belt) led by 10 points heading into the fourth quarter thanks to a dominating performance from Lance Dunbar, but the Ragin' Cajuns (3-2, 1-0 Sun Belt) got two fourth-quarter scores, including the game-winning 4-yard touchdown pass with 27 seconds remaining.

Dunbar piled up 187-rushing yards and four touchdowns, which are the most by a North Texas player since Jamario Thomas had four against Idaho in 2004. Three of those touchdowns and 71 yard came in the second quarter alone.



Leading by three points with a minute on the clock, the North Texas defense forced a fourth-and-five at the NT 33-yard line. Instead of kicking the game-tying field goal, the Cajuns opted to go for the win. Chris Masson's pass sailed over the head of his receiver, but a controversial defensive holding penalty gave ULL a new set of downs. Four plays later, Louisiana-Lafayette punched in for the go-ahead touchdown.

Riley Dodge was effective, but he and the Mean Green offense had a tough time getting out of their own way in the first half. The freshman quarterback completed 24-of-38 passes for 209 yards, but threw three interceptions.

Despite the hiccups, North Texas still held a 444-295 advantage in total yards, and a 35:07-24:53 edge in time of possession. Until the final seconds, NT was able to keep up with the Ragin' Cajuns punch for punch.

The turnovers put the North Texas defense in a tough spot, but the squad responded well when backed into a corner. ULL twice started drives inside the Mean Green 33-yard line, but the NT defense still only allowed two offensive touchdowns and 58 passing yards in the opening half.

	1	2	3	4	Score
North Texas	3	21	10	0	34
UL-Lafayette	7	17	0	14	38

	NT	ULL
First Downs	23	18
Rushes-Yards	43-235	38-173
Passing Yards	209	196
Passes (A-C-I)	38-24-3	29-13-0
Total Offense	444	295
Fumbles-Lost	3-1	3-1
Penalties-Yards	11-84	5-65
Time of Poss.	35:07	24:53

RUSHING: North Texas- Dunbar 32-187, Dodge 11-48. ULL- Sails 18-93, Masson 8-31.

PASSING: North Texas-Dodge, 38-24-209-3. ULL- Masson, 29-13-122-0.

RECEIVING: North Texas- Ja. Jackson 10-73. ULL - Sails 3-30.


Attendance 12,141

October 17, 2009

Fouts Field • Denton, Texas

DENTON, Texas (10/17/09) - Lance Dunbar rushed for a career-high 238 yards and three touchdowns, but the North Texas football team came up short, 44-40, against Florida Atlantic on Saturday night at Fouts Field.

North Texas held an early 13-0 lead, gave up 30 points in the second quarter, and was down by as many as 18 points in the third quarter before coming back to hold a 40-37 lead with 11:38 left in the game. Alfred Morris' one-yard touchdown run at 4:55 in the fourth quarter proved to be the gamewinner for the Owls.



Dunbar had a career night. He rushed for 238 yards on 25 carries and scored three times. His long was for 50 yards, coming in the third-quarter comeback. He reached the 100-yard plateau after just 10 carries and 7:41 of game clock. His 238 yards are the most by a North Texas player since Jamario Thomas racked up 291 yards against Idaho on Nov. 13, 2004.

Nathan Tune stepped into the game in the second quarter after Riley Dodge went down with an ankle injury. Tune completed 13 of 17 passes for 129 yards and one touchdown pass. His touchdown pass to Darius Carey in the third quarter helped spark the Mean Green comeback.

Carey had two touchdowns in the game, a career high. He and Jamaal Jackson tied for the team lead with five catches. Carey gave the Mean Green a 7-0 lead with a one-yard run.

After Dodge connected with Jamaal Jackson for the longest offensive play of the season, a 69-yard touchdown, to keep NT ahead, 19-7, FAU scored 20 straight points.

With FAU holding its largest lead of the game, 37-19, at the start of the third quarter, North Texas began its comeback. The Mean Green scored three straight times to regain the lead, 40-37, in the fourth quarter for the first time since the first quarter. Carey caught his first touchdown reception of the game in the Mean Green comeback and Dunbar recorded his second and third touchdown runs.

	1	2	3	4	Score
FAU	0	30	7	7	44
North Texas	13	6	14	7	40

	FAU	NT
First Downs	29	23
Rushes-Yards	40-220	36-270
Passing Yards	308	246
Passes (A-C-I)	40-21-0	24-17-0
Total Offense	528	516
Fumbles-Lost	0-0	4-2
Penalties-Yards	8-97	5-40
Time of Poss.	32:14	27:46

RUSHING: FAU- Morris 29-147, Rose 5-42. North Texas- Dunbar 25-238, Dodge 5-21.

PASSING: FAU- Smith 40-21-308-0. North Texas - Tune 17-13-129-0, Dodge 7-4-117-0.

RECEIVING: FAU- Bonner 6-134. North Texas - Ja. Jackson 5-85.

Attendance 23,319



2009 GAME RECAPS



North Texas Troy

26 50



Western Kentucky North Texas

49 68

October 24, 2009

Movie Gallery Veterans Stadium • Troy, Alabama

TROY, Alabama (10/24/09) - The Mean Green football team was unable to slow down an explosive offensive attack of the Troy Trojans and dropped their sixth straight contest 50-26 Saturday afternoon.

North Texas sophomore running back Lance Dunbar was a bright spot once again for the Mean Green. For the third straight contest Dunbar rushed for over 100 yards (14 carries-111 yards) and scored three touchdowns (2 rushing, 1 receiving).

However, the story of the afternoon was Troy senior quarterback Levi Brown throwing for a school record 469 yards on 27-of-44 passing, the most passing yards allowed by a North Texas defense since they joined the Sun Belt Conference in 2001.



Overall Troy outgained the Mean Green 697-395 in total yards.

In the first quarter Troy took the opening drive 60 yards in six plays and capped it off with a one-yard touchdown run from DuJuan Harris to give the Trojans a 7-0 lead.

Five minutes later it was Harris again, this time scoring on a three-yard run and pushing the Trojans lead to 14-0. It was the first time this season that North Texas had allowed touchdowns on back-to-back drives to begin the game.

After a three and out from the Mean Green offense the Trojans would put together a 13-play drive that ended in a 30-yard field goal from Michael Taylor, putting the North Texas offense in a 17-0 hole. The 17 points was the most given up by the Mean Green defense in a first quarter this season.

North Texas would then put together their best drive of the half; a seven play, 75 yard drive that ended with a Dunbar three-yard touchdown making the score 17-7. The score was Dunbar's eighth rushing touchdown in his last three games and his 11th of the season. At the 11:47 mark when Tune dropped a screen pass to Dunbar and sophomore took care of the rest, racing 60-yards for the touchdown.

	1	2	3	4	Score
North Texas	0	7	6	13	26
Troy	17	17	16	0	50

	NT	Troy
First Downs	14	29
Rushes-Yards	26-128	44-205
Passing Yards	267	492
Passes (A-C-I)	33-22-1	50-30-0
Total Offense	395	697
Fumbles-Lost	2-0	2-2
Penalties-Yards	6-45	8-60
Time of Poss.	28:09	31:51

RUSHING: North Texas- Dunbar 14-111. Troy- Harris 12-66, Taylor 6-53.

PASSING: North Texas-Tune 33-22-267-1. Troy - Brown 44-27-469-0.

RECEIVING: North Texas- Outlaw 7-112. Troy - Jernigan 5-83.

Attendance 20,032


October 31, 2009

Fouts Field • Denton , Texas

DENTON, Texas (10/31/09) - The North Texas football team defeated WKU, 68-49, tying a school record for most points in a single game, on Saturday afternoon at Fouts Field.

The Mean Green snapped a six-game losing streak to improve to 2-6 overall. NT also broke a 15-game conference losing streak and is now 1-4 in the Sun Belt. This is the Mean Green's first home win since Nov. 24, 2007 against the Hilltoppers.

The 68 points scored tied for the most points in school history.



The last time the Mean Green scored 68 points was against Youngstown State in 1957.

Riley Dodge was responsible for seven touchdowns, which is the second most in school history. He threw four touchdown passes and had three TD runs. He finished the game completing 24 of 30 passes for 262 yards.

Lance Dunbar rushed for 227 yards, his second 200-yard rushing game in the last three games and his fifth straight 100-yard game.

The sophomore has now rushed for 961 yards through eight games this year. Dunbar broke loose for a 71-yard touchdown scamper, tying the game at 49-49 at the end of the third quarter. The 71 yards was a career long for Dunbar and the longest play from scrimmage by North Texas this year.

The Mean Green outscored WKU, 19-0, in the fourth quarter, to take the win. The two teams ended the third quarter tied, 49-49. The two teams exchanged the lead three times and the game was tied five times.

Eddrick Gilmore posted North Texas' first safety of the season in the fourth quarter. It was the first safety since Nov. 4, 2006 against Louisiana-Lafayette. The safety increased the Mean Green lead to 12 points.

	1	2	3	4	Score
WKU	14	21	14	0	49
Troy	14	14	21	19	68

	WKU	NT
First Downs	21	31
Rushes-Yards	38-281	44-321
Passing Yards	144	262
Passes (A-C-I)	20-15-1	30-24-0
Total Offense	425	583
Fumbles-Lost	2-1	0-0
Penalties-Yards	7-56	7-84
Time of Poss.	29:16	30:44

RUSHING: WKU- Marell Booker 8-104, Rainey 10-87. North Texas- Dunbar 23-227, Dodge 15-70.

PASSING: WKU -Kawaun Jakes 19-14-127-0. North Texas - Dodge 30-24-262-0.

RECEIVING: WKU- Gaebler 9-58. North Texas - Jackson 6-76.

Attendance 11,214



2009 MEAN GREEN GAME-BY-GAME RESULTS

	Tm. Rushing (Att.-Yds.-TDs)		Tm. Passing (Att.-Comp.-Yds.-Int-TDs)		Tm. Total Offense		Tm. First Downs		Fumbles-Lost	
	NT	Opp	NT	Opp	NT	Opp	NT	Opp	NT	Opp
at Ball State	51-296-1	24-169-1	33-23-216-1-1	35-15-140-1-0	512	309	27	16	1-1	1-1
Ohio	40-115-2	44-63-0	35-21-186-1-1	31-16-169-1-2	301	232	19	15	4-3	3-2
at Alabama	26-61-0	45-260-5	23-16-126-0-1	28-22-263-0-2	187	523	7	28	1-0	4-1
Middle Tennessee	25-163-3	45-187-2	43-21-269-0-2	54-35-313-3-0	470	456	25	23	2-2	3-0
at Louisiana-Lafayette	43-235-4	38-173-2	38-24-209-3-0	29-13-122-0-1	444	295	23	18	3-1	3-1
Florida Atlantic	36-270-4	40-220-3	24-17-246-0-2	40-21-308-0-3	516	528	23	29	4-2	0-0
at Troy	26-128-2	44-205-5	33-22-267-1-2	50-30-492-0-1	395	697	14	29	2-0	2-2
Western Kentucky	44-321-5	38-281-5	30-24-262-0-4	20-15-144-1-2	583	425	31	21	0-0	2-1
ULM										
at Florida International										
Army										
Arkansas State										

Individual Rushing (Att.-Yds.-TD)

	L. Dunbar	C. Montgomery
at Ball State	16-63-1	17-149-0
Ohio	7-29-0	22-88-2
at Alabama	5-5-0	7-8-0
Middle Tennessee	5-101-2	10--1-0
at Louisiana-Lafayette	32-187-4	---
Florida Atlantic	25-238-3	---
at Troy	14-111-2	4-5-0
Western Kentucky	23-227-1	---
ULM		
at Florida International		
Army		
Arkansas State		

Individual Passing (Att.-Comp.-Yds.-Int.-TD)

	Riley Dodge	N. Tune
at Ball State	33-23-216-1-1	----
Ohio	20-12-117-0-1	15-9-69-1-0
at Alabama	---	23-16-126-0-1
Middle Tennessee	54-35-313-3-0	---
at Louisiana-Lafayette	38-24-209-3-0	---
Florida Atlantic	7-4-117-0-1	17-13-129-0-1
at Troy	---	33-22-267-1-2
Western Kentucky	30-24-0-4-262	---
ULM		
at Florida International		
Army		
Arkansas State		

Individual Receiving (Rec.-Yds.-TD)

	Jamaal Jackson	M. Outlaw	B.J. Lewis	K. Dickerson	Alex Lott	Darius Carey
at Ball State	4-86-0	7-43-1	----	4-24-0	1-13-0	1-6-0
Ohio	3-41-0	2-12-0	---	----	7-61-0	6-47-0
at Alabama	4-1-0	2-34-0	---	---	---	5-34-0
Middle Tennessee	11-82-0	2-20-0	5-59-0	2-31-0	2-3-0	4-43-0
at Louisiana-Lafayette	10-73-0	6-69-0	1-22-0	---	1-8-0	2-22-0
Florida Atlantic	5-85-1	2-46-0	1-7-0	---	---	5-61-1
at Troy	4-22-0	7-112-1	---	---	1-3-0	4-29-0
Western Kentucky	7-76-2	2-15-0	4-57-0	---	1-7-0	5-51-2
ULM						
at Florida International						
Army						
Arkansas State						



NORTH TEXAS INDIVIDUAL LEADERS BY GAME

Game	Rushing (att-yds-td)	Passing (att-comp-yds-td)	Receiving (rec-yds-td)	Tackles
at Ball State	C. Montgomery (17-149-0)	Riley Dodge (33-23-216-1)	Jamaal Jackson (4-86-0)	C. Robertson (12)
Ohio	C. Montgomery (22-88-2)	Riley Dodge (20-12-117-1)	Alex Lott (7-61-0)	Tobe Nwigwe (15)
at Alabama	J. Hamilton (7-31-0)	Nathan Tune (23-16-126-1)	Lance Dunbar (2-40-0)	D. Cook (11)
Middle Tennessee	L. Dunbar (5-101-2)	Riley Dodge (54-35-313-0)	Jamaal Jackson (11-82-0)	D. Cook (10)
at Louisiana-Lafayette	L. Dunbar (32-187-4)	Riley Dodge (38-24-209-0)	Jamaal Jackson (10-73-0)	C. Robertson (8)
Florida Atlantic	L. Dunbar (25-238-3)	Nathan Tune (17-13-129-1)	Jamaal Jackson (5-85-1)	Tobe Nwigwe (13)
at Troy	L. Dunbar (14-111-2)	Nathan Tune (33-22-267-2)	Michael Outlaw (7-112-2)	Ira Smith (12)
Western Kentucky	L. Dunbar (23-227-1)	Riley Dodge (30-24-262-4)	Jamaal Jackson (6-76-2)	Robertson/Penson (8)
ULM				
at Florida International				
Army				
Arkansas State				

OPPONENT INDIVIDUAL LEADERS BY GAME

Game	Rushing (att-yds-td)	Passing (att-comp-yds-td)	Receiving (rec-yds-td)	Tackles
at Ball State	MiQuale Lewis (15-103-1)	Kelly Page (34-15-140-1)	Seth White (4-47-0)	A. Knipp (10)
Ohio	Chris Garrett (17-61-0)	Theo Scott (17-7-92-2)	Taylor Price (7-68-1)	Noah Keller (13)
at Alabama	Mark Ingram (8-91-1)	Greg McElroy (15-13-176-2)	Marquis Maze (4-49-1)	Chris Jordan (6)
Middle Tennessee	Dwight Dasher (16-75-2)	Dwight Dasher (43-21-269-2)	S. McDonald (5-74-0)	D. Crumpton (8)
at Louisiana-Lafayette	Undrea Sails (18-93-0)	Chris Masson (29-13-122-1)	U. Sails (3-30-0)	G. Fleming (12)
Florida Atlantic	Alfred Morris (29-147-2)	Rusty Smith (40-21-308-3)	C. Bonner (6-134-1)	M. Bartels (9)
at Troy	DuJuan Harris (12-66-2)	Levi Brown (44-27-469-1)	J. Jernigan (5-83-0)	D. McDowell (9)
Western Kentucky	Marell Booker (8-104-2)	Kawaun Jakes (19-14-144-2)	Jake Gaebler (9-58-2)	K. Peterson (11)
ULM				
at Florida International				
Army				
Arkansas State				

SUN BELT CONFERENCE PLAYERS OF THE WEEK

Week	Offense	Defense	Special Teams
Sept. 7	Riley Dodge (NT)	C. Robertson (NT)	Spencer Ortego (ULL)
Sept. 14	Dwight Dasher (MTSU)	Antwyne Zanders (ULL)	Tyler Albrecht (ULL)
Sept. 21	Levi Brown (Troy)	Chris McCoy (MTSU)	Alan Gendreau (MTSU)
Sept. 28	Levi Brown (Troy)	Kevin Brown (MTSU)	Scott Love (ULM)/Kanorris Davis (Troy)
Oct. 5	Frank Goodin (ULM)	Theo Smith (ULM)	Radi Jabour (ULM)
Oct. 12	Lance Dunbar (NT)	Dwight Bently (ULL)	Dustin Rivest (FIU)
Oct. 19	Levi Brown (Troy)	Bryan Willis (Troy)/Troy Evans (ULM)	Tyler Albrecht (ULL)
Oct. 26	Levi Brown (Troy)	Demario Davis (Arkansas State)	Daniel Sheffield (Troy)
Nov. 2	Riley Dodge (NT)	Boris Lee (Troy)	Sherman Neal (MTSU)
Nov. 9			
Nov. 16			
Nov. 23			
Nov. 30			



MEAN GREEN

2008 MEAN GREEN STARTING LINEUPS

Offense

Game	LT	LG	C	RG	RT	WR	WR	WR	WR	RB	QB
at Ball State	Gill	Drake	Johnson	Bailey	Santiago	Roberson	Ja. Jackson	Lewis	Outlaw	Montgomery	Dodge
Ohio	Gill	Drake	Johnson	Bailey	Santiago	Carey	Ja. Jackson	Lott	Outlaw	Montgomery	Dodge
at Alabama	Tomlinson	Drake	Johnson	Bailey	Santiago	Lewis	Ja. Jackson	Carey	Outlaw	Montgomery	Tune
Middle Tennessee	Tomlinson	Drake	Johnson	Bailey	Santiago	Seidle	Ja. Jackson	Carey	Outlaw	Montgomery	Dodge
at Louisiana-Lafayette	Gill	Drake	Johnson	Bailey	Santiago	Lewis	Ja. Jackson	Carey	Outlaw	Dunbar	Dodge
Florida Atlantic	Gill	Drake	Johnson	Bailey	Santiago	Lewis	Ja. Jackson	Carey	Outlaw	Dunbar	Dodge
at Troy	Gill	Drake	Johnson	Bailey	Santiago	Seidle	Ja. Jackson	Carey	Outlaw	Dunbar	Tune
Western Kentucky	Gill	Drake	Johnson	Bailey	Santiago	Lewis	Ja. Jackson	Carey	Outlaw	Dunbar	Dodge
ULM											
at Florida International											
Army											
Arkansas State											

Defense

Game	DT	DT	DE	DE	MLB	LOLB	ROLB	CB	CB	S	S
at Ball State	Ross	Gilmore	Akpunku	Owusu-Hemeng	Nwigwe	K. Hill	Robertson	R. Hill	Adams	Smith	Cook
Ohio	Jackson	Atkinson	Akpunku	Owusu-Hemeng	Nwigwe	K. Hill	Robertson	R. Hill	Adams	Smith	Cook
at Alabama	Gilmore	Atkinson	Akpunku	Owusu-Hemeng	Nwigwe	K. Hill	Robertson	R. Hill	Adams	Smith	Cook
Middle Tennessee	Gilmore	Atkinson	Akpunku	Owusu-Hemeng	Nwigwe	K. Hill	Robertson	R. Hill	Adams	Smith	Cook
at Louisiana-Lafayette	Gilmore	Atkinson	Akpunku	Owusu-Hemeng	Nwigwe	K. Hill	Robertson	R. Hill	Adams	Smith	Cook
Florida Atlantic	Ross	Atkinson	Akpunku	Obi	Nwigwe	K. Hill	Robertson	R. Hill	Adams	Smith	Cook
at Troy	Ross	Atkinson	Akpunku	Obi	Penson	K. Hill	Robertson	R. Hill	Adams	Smith	Cook
Western Kentucky	Ross	Atkinson	Gilmore	Obi	Penson	K. Hill	Robertson	R. Hill	Adams	Smith	Cook
ULM											
at Florida International											
Army											

NORTH TEXAS 2009 OPPONENTS OVERVIEW

BALL STATE

CARDINALS

2009 Record -

1-8



vs. NT -

L, 20-10

Last Game

L, 20-17 vs. Ohio

OHIO

BOBCATS

2009 Record -

6-3



vs. NT -

W, 31-30 2 OT's

Last Game -

W, 20-17 at Ball State

ALABAMA

CRIMSON TIDE

2009 Record -

8-0



vs. NT -

W, 53-7

Last Game -

W, 12-10 vs. Tennessee

MIDDLE TENNESSEE

BLUE RAIDERS

2009 Record -

5-3



vs. NT -

W, 37-21

Last Game -

W, 27-20 at FAU

LOUISIANA-LAFAYETTE

RAGIN CAJUNS

2009 Record -

4-4



vs. NT -

W, 38-34

Last Game -

L, 20-17 OT at FIU

FLORIDA ATLANTIC

OWLS

2009 Record -

2-5



vs. NT -

W, 44-40

Last Game -

L, 27-20 vs. MTSU

TROY

TROJANS

2009 Record -

6-2



vs. NT -

W, 50-26

Last Game -

W, 42-21 vs ULM

WESTERN KENTUCKY

HILLTOPPERS

2009 Record -

0-8



vs. NT -

L, 68-49

Last Game -

L, 68-49 at North Texas

ULM

WARHAWKS

2009 Record -

4-4



vs. NT -

Last Game -

L 42-21 at Troy

FLORIDA INTERNATIONAL

GOLDEN PANTHERS

2009 Record -

2-6



vs. NT -

Last Game -

W, 20-17 OT vs. ULL

ARMY

BLACK KNIGHTS

2009 Record -

3-5



vs. NT -

Last Game -

L, 27-10 vs. Rutgers

ARKANSAS STATE

RED WOLVES

2009 Record -

2-5



vs. NT -

Last Game -

L, 21-13 at Louisville



NORTH TEXAS SCORING DRIVES

Opponent	Qtr.	Plys-Yds	Time	Result
Ball State	1	8-55	3:32	TD, Lance Dunbar 5 yd run
Ball State	2	15-81	6:51	FG, Knott 24 yd FG
Ball State	4	4-66	1:48	TD, Outlaw 4 yd catch
Ball State	4	7-25	2:46	FG, Knott 19 yd FG
Ohio	1	4-5	0:55	FG, Knott 32 yd FG
Ohio	2	6-37	2:40	TD, Montgomery 4 yd run
Ohio	3	8-60	4:38	TD, Ja. Jackson 16 yd catch
Ohio	4	11-57	2:46	FG, Knott 18 yd FG
Ohio	OT	6-20	-----	FG, Knott 22 yd FG
Ohio	2OT	4-25	-----	TD, Montgomery 7 yd run
Alabama	3	5-78	2:18	TD, Dunbar 34 yd catch
MTSU	2	2-75	0:39	TD, Dunbar 66 yd run
MTSU	3	9-62	2:58	TD, Dodge 4 yd run
MTSU	3	6-74	2:14	TD, Dunbar 18 yd run
ULL	1	12-70	4:48	FG, Knott 21 yd FG
ULL	2	9-80	2:26	TD, Dunbar 1 yd run
ULL	2	2-59	0:53	TD, Dunbar 37 yd run
ULL	2	6-39	2:01	TD, Dunbar 1 yd run
ULL	3	10-69	4:21	FG, Knott 27 yd FG
ULL	3	10-63	4:33	TD, Dunbar 1 yd run
FAU	1	10-91	4:30	TD, Carey 1 yd run
FAU	1	11-87	4:26	TD, Dunbar 4 yd run
FAU	2	1-69	0:21	TD, Jackson 69 yd catch
FAU	3	7-57	4:09	TD, Carey 18 yd catch
FAU	3	3-71	1:14	TD, Dunbar 23 yd run
FAU	4	2-65	0:28	TD, Dunbar 9 yd run
Troy	2	7-75	1:50	TD, Dunbar 3 yd run
Troy	3	1-60	0:52	TD, Dunbar 60 yd catch/
Troy	4	4-79	2:14	TD, Dunbar 69 yd run
Troy	4	12-86	6:07	TD, Outlaw 7 yd catch
WKU	1	9-68	3:47	TD, Hamilton 1 yd run
WKU	1	6-66	2:50	TD, Carey 14 yd catch
WKU	2	12-57	5:23	TD, Carey 7 yd catch
WKU	2	4-46	0:41	TD, Jackson 11 yd catch
WKU	3	4-70	1:30	TD, Dodge 3 yd run
WKU	3	6-56	2:31	TD, Dodge 19 yd run
WKU	3	2-80	0:47	TD, Dunbar 71 yd run
WKU	4	5-13	1:32	TD, Dodge 1 yd run
WKU	4	9-34	3:46	FG, Knott 30 yd FG
WKU	4	---	----	Safety, Gilmore
WKU	4	3-51	0:54	TD, Jacson 38 yd catch



OPPONENT SCORING DRIVES

Team	Qtr.	Plys-Yds	Time	Result
Ball State	3	9-66	3:44	FG, McGarvey 21 yd FG
Ball State	4	3-35	0:41	TD, Lewis 27 yd run
Ohio	2	12-33	3:48	FG, Weller 44 yd FG
Ohio	2	4-5	0:55	FG, Weller 47 yd FG
Ohio	3	1-32	0:08	TD, Dunlop 32 yd catch
Ohio	4	----	----	TD, 69 yd int. return by Jackson
Ohio	OT	7-8	----	FG, Weller 35 yd FG
Ohio	2OT	4-25	----	TD, Price 15 yd catch
Alabama	1	13-95	5:52	TD, McElroy 2 yd run
Alabama	1	6-67	2:35	TD, Maze 34 catch
Alabama	2	5-83	2:10	TD, Richardson 1 yd run
Alabama	2	7-68	3:25	TD, Ingram 29 yd catch
Alabama	2	11-36	2:08	FG, Tiffin 35 yd FG
Alabama	3	3-39	0:54	TD, Ingram 5 yd run
Alabama	3	6-33	2:33	TD, Grant 1 yd run
Alabama	4	11-37	5:29	FG, Tiffin 20 yd FG
Alabama	4	8-56	3:43	TD, Grant 9 yd run
MTSU	1	6-80	1:43	TD, Cunningham 50 yd catch
MTSU	1	7-33	1:49	FG, Gendreau 20 yd FG
MTSU	2	9-65	2:43	FG, Gendreau 31 yd FG
MTSU	2	3-6	1:06	TD, Dasher 6 yd run
MTSU	2	12-98	3:01	TD, Dasher 2 yd run
MTSU	2	7-26	1:12	FG, Gendreau 48 yd FG
MTSU	4	5-48	1:45	TD, Gee 24 yd catch
ULL	1	---	---	TD, 70 yd int. return by Bently
ULL	2	4--2	0:53	FG, Albrecht 45 yd FG
ULL	2	8-75	3:28	TD, Masson 25 yd run
ULL	2	---	---	TD, Joseph 33 yd blocked punt return
ULL	4	17-80	6:53	TD, McGuire 1 yd run
ULL	4	8-58	1:59	TD, Miller 4 yd catch
FAU	2	15-88	7:20	TD, Harmon 10 yd catch
FAU	2	6-45	3:04	TD, Morris 2 yd run
FAU	2	8-80	2:24	TD, Smith 17 yd run
FAU	2	2-41	0:44	TD, Bonner 31 yd catch
FAU	2	8-43	1:21	FG, Gornall 26 yd FG
FAU	3	9-75	3:56	TD, Jean 7 yd catch
FAU	4	7-71	3:11	TD, Morris 1 yd run
Troy	1	6-60	1:32	TD, Harris 1 yd run
Troy	1	5-62	1:28	TD, Harris 3 yd run
Troy	1	13-30	4:56	FG, Taylor 30 yd FG
Troy	2	12-56	4:17	TD, Greer 1 yd run
Troy	2	4-82	0:58	TD, Gill 20 yd catch
Troy	2	6-35	0:52	FG, Taylor 38 yd FG
Troy	3	9-78	3:02	TD, Brown 6 yd run
Troy	3	---	---	Safety, Eugene Kinlaw
Troy	3	10-68	3:16	TD, Southward 2 yd run

WKU	1	1-6	0:16	TD, Rainey 6 yd run
WKU	1	3-72	1:36	TD, Booker 61 yd run
WKU	2	5-77	2:41	TD, Hayden 50 yd run
WKU	2	7-84	3:42	TD, Doyle 3 yd catch
WKU	2	8-75	4:01	TD, Vasquez 13 yd catch
WKU	3	7-66	3:21	TD, Rainey 3 yd run
WKU	3	6-39	3:09	TD, Booker 1 yd run



2009 NORTH TEXAS LONG PLAYS

Pass (30 yards or greater)

- 69- Riley Dodge to Jamaal Jackson vs. FAU (10-17-09)*
- 60- Nathan Tune to Lance Dunbar vs. Troy (10-24-09)*
- 59- Riley Dodge to Jamaal Jackson vs. Ball State (9-3-09)
- 46- Nathan Tune to Michael Outlaw vs. FAU (10-17-09)
- 38- Riley Dodge to Jamaal Jackson vs. WKU (10-31-09)*
- 37- Riley Dodge to Lance Dunbar vs. ULL (10-10-09)
- 35- Nathan Tune to Michael Outlaw vs. Troy (10-24-09)
- 34- Riley Dodge to B. J. Lewis vs. WKU (10-31-09)
- 34- Nathan Tune to Lance Dunbar vs. Alabama (9-19-09)*
- 32- Nathan Tune to Michael Outlaw vs. Alabama (9-19-09)

Rush (20 yards or greater)

- 71- Lance Dunbar vs. WKU (10-31-09)*
- 69- Lance Dunbar vs. Troy (10-24-09)*
- 66- Lance Dunbar vs. Middle Tennessee (9-26-09)*
- 50- Lance Dunbar vs. FAU (10-17-09)
- 48- Lance Dunbar vs. FAU (10-17-09)
- 37- Lance Dunbar vs. ULL (10-10-09)*
- 25- Cam Montgomery vs. Ball State (9-3-09)
- 25- Lance Dunbar vs. ULL (10-10-09)
- 23- Lance Dunbar vs. FAU (10-17-09)*
- 22- Riley Dodge vs. ULL (10-10-09)
- 21- Riley Dodge vs. Middle Tennessee (9-26-09)

Punt (50 yards or greater)

- 52- Will Atterberry vs. Alabama (9-19-09)
- 51- Will Atterberry vs. Ball State (9-3-09)
- 51- Will Atterberry vs. Middle Tennessee (9-26-09)

Kick Return (30 yards or greater)

- 73- Royce Hill vs. Middle Tennessee (9-26-09)
- 53- Jamaal Jackson vs. Troy (10-24-09)
- 44- Jamaal Jackson vs. WKU (10-31-09)
- 40- Royce Hill vs. ULL (10-10-09)
- 34- Ira Smith vs. FAU (10-17-09)
- 30- Jamaal Jackson vs. WKU (10-31-09)

Punt Return (20 yards or greater)

Field Goal (40 yards or greater)

Interception (20 yards or greater)

- 57- Royce Hill vs. Ball State (9-3-09)

* *Touchdown*



2009 OPPONENT LONG PLAYS

Pass (30 yards or greater)

- 58- Levi Brown (Troy) to Cornelius Williams (10-24-09)
- 51- Rusty Smith (FAU) to Chris Bonner (10-17-09)
- 50- Dwight Dasher (MTSU) to B. Cunningham (9-26-09)*
- 39- Levi Brown (Troy) to Jerrel Jernigan (10-24-09)
- 39- Levi Brown (Troy) to Tebrius Gill (10-24-09)
- 39- Levi Brown (Troy) to Austin Silvoy (10-24-09)
- 39- Kewaun Jakes (WKU) to Derrius Brooks (10-31-09)
- 35- Dwight Dasher (MTSU) to S. McDonald (9-26-09)
- 34- Greg McElroy (Alabama) to Marquis Maze (9-19-09)*
- 34- Kelly Page (Ball State) to Briggs Orsbon (9-3-09)
- 32- Theo Scott (Ohio) to Riley Dunlop (9-12-09)

Rush (20 yards or greater)

- 61- Marell Booker (WKU) (10-31-09)*
- 50- Tyrell Hayden (WKU) (10-31-09)*
- 42- Bobby Rainey (WKU) (10-31-09)
- 38- Tony Richardson (Alabama) (9-19-09)
- 31- MiQuale Lewis (Ball State) (9-3-09)
- 29- Willie Rose (FAU) (10-17-09)
- 27- D.J. Taylor (Troy) (10-24-09)
- 27- B. Cunningham (Ohio) (9-26-09)
- 27- MiQuale Lewis (Ball State) (9-3-09)*
- 25- Chris Masson (Louisiana-Lafayette) (10-10-09)*
- 22- Mark Ingram (Alabama) (9-19-09)
- 21- DuJuan Harris (Troy) (10-24-09)

Punt (50 yards or greater)

- 63- Scott Kovanda, (Ball State) (9-3-09)
- 55- David DeFatta (MTSU) (9-26-09)
- 50- Will Goggins (Troy) (10-24-09)

Kick Return (30 yards or greater)

- 81- Derrius Brooks (WKU) (10-31-09)
- 61- Javier Arenas (Alabama) (9-19-09)
- 45- Bobby Rainey (WKU) (10-31-09)
- 31- Orkeys Auriene (Louisiana-Lafayette) (10-10-09)

Punt Return (20 yards or greater)

- 36- Javier Arenas (Alabama) (9-19-09)
- 33- Joseph Andrew (Louisiana-Lafayette) (10-10-09)*
- 30- Riley Dunlop (Ohio) (9-12-09)

Field Goal (40 yards or greater)

- 48- Alan Gendreau (MTSU) (9-26-09)
- 47- Matt Weller (Ohio) (9-12-09)
- 44- Matt Weller (Ohio) (9-12-09)

Interception (20 yards or greater)

- 70- Dwight Bently (Louisiana-Lafayette) (10-10-09)*
- 69- Kenny Jackson (Ohio) (9-12-09)*
- 36- Kevin Brown (MTSU) (9-26-09)

* Touchdown



LAST TIME IT HAPPENED...

INDIVIDUAL

RUSHING FOR OVER 150 YARDS

NT: Lance Dunbar, 227 yards, WKU, 10-31-09

Opp: Phillip Tanner, 159 yards, Middle Tennessee, 11-22-08

RUSHING FOR OVER 200 YARDS

NT: Lance Dunbar, 227 yards, WKU, 10-31-09

Opp: Irving Spikes, 254 yards, NE Louisiana, 11-20-93

RUSHED FOR TWO TOUCHDOWNS IN A GAME

NT: Riley Dodge (3), WKU, 10-31-09

Opp: DuJuan Harris (2), Troy, 10-24-09

RUSHED FOR THREE TOUCHDOWNS IN A GAME

NT: Riley Dodge (3), WKU, 10-31-09

Opp: Zerb Singleton (3), Navy, 11-10-07

TWO RUNNERS OVER 100 YARDS IN A GAME

NT: Patrick Cobbs (131) & Roy Bishop (107) vs. Baylor, 9-6-03

Opp: David Wolke (178) & Tyrell Hayden (117) WKU, 11-1-08

PASSING FOR OVER 300 YARDS

NT: Riley Dodge, 313, MTSU, 9-26-09

Opp: Levi Brown, 469, Troy, 10-24-09

PASSING FOR OVER 400 YARDS

NT: Giovanni Vizza, 478 yards, vs. Navy, 11-10-07

Opp: Levi Brown, 469, Troy, 10-24-09

PASSING FOR THREE TOUCHDOWNS IN A GAME

NT: Riley Dodge (4), WKU, 10-31-09

Opp: Rusty Smith (3), FAU, 10-17-09

PASSING FOR FOUR TOUCHDOWNS IN A GAME

NT: Riley Dodge (4), WKU, 10-31-09

Opp: Rusty Smith (4), FAU, 11-8-08

RECEIVING YARDS OVER 150

NT: Casey Fitzgerald, 231 yards, vs. ULL 10-11-08

Opp: Devin Lowry, 160 yards, SMU, 9-8-07

RECEIVING YARDS OVER 200

NT: Casey Fitzgerald, 231 yards, vs. ULL, 10-11-08

Opp: Trevor Insley, 263 yards, Nevada, 10-30-99

THREE TOUCHDOWNS RECEIVING

NT: Casey Fitzgerald (5) vs. Navy, 11-10-07

Opp: Jason Chery, ULL (3), 10-11-08

TWO RECEIVERS OVER 100 YARDS IN A GAME

NT: Casey Fitzgerald (134), Corey Washington (127), & Sam Dibrell (113) vs. Navy, 11-10-07

Opp: J. Dillard (114) & Toren Dixon (101), Rice, 9-27-08

THREE TOUCHDOWNS SCORED IN A GAME

NT: Riley Dodge (3), WKU, 10-31-09

Opp: Jason Chery (5), ULL, 10-11-08

FOUR TOUCHDOWNS SCORED IN A GAME

NT: Lance Dunbar (4), Louisiana-Lafayette, 10-10-09

Opp: Jason Chery (5), ULL, 10-11-08

FOUR FIELD GOALS IN A GAME

NT: Denis Hopovac, 5 field goals vs. FIU, 10-7-06

Opp: Nick Browne, TCU, 9-1-01

PUNT RETURN FOR A TOUCHDOWN

NT: Johnny Quinn, 85 yards vs. Louisiana-Monroe 10-30-04

Opp: Tridand Holliday, 92 yards, LSU, 9-13-08

KICKOFF RETURN FOR A TOUCHDOWN

NT: Broderick McGrew, 100 yards vs. Utah State, 11-14-98

Opp: Jorrick Calvin, 95 yards, Troy, 10-25-08

INTERCEPTION RETURN FOR A TOUCHDOWN

NT: Tobe Nwigwe, 97 yards, vs. WKU, 11-1-08

Opp: Dwight Bently, 70 yards, Louisiana-Lafayette (10-10-09)

FUMBLE RETURN FOR A TOUCHDOWN

NT: T.J. Covington, 100 yards, vs. Utah State 10-9-04

Opp: Aaron Lewis, 0 yards, Texas, 9-2-06

BLOCKED PUNT RETURN FOR A TOUCHDOWN

NT: Chris Neal, vs. WKU, 5 yards, 11-24-07

Opp: Andrew Joseph, 33 yards, Louisiana-Lafayette, 10-10-09

SAFETY SCORED

NT: Eddrick Gilmore vs. WKU, 10-31-09

Opp: Team vs. Troy, 10-24-09

BLOCKED FIELD GOAL RETURN FOR A TD

NT: Phillip Littlejohn, 66 yards, vs. Idaho, 10-4-97

Opp: Gary Love, Arizona, 60 yards, 9-28-02

TEAM

300 YARDS RUSHING IN A GAME

NT: 321 yards vs. WKU, 10-31-09

Opp: 314 yards vs. WKU, 11-1-08

400 YARDS PASSING IN A GAME

NT: 478 yards vs. Navy, 11-10-07

Opp: 492 yards, Troy, 10-24-09

500 YARDS IN TOTAL OFFENSE

NT: 583 yards vs. WKU, 10-31-09

Opp: 697 yards, Troy, 10-24-09

50 RUSHING ATTEMPTS

NT: 51 vs. Ball State, 9-3-09

Opp: 57, Navy, 11-10-07

80 OFFENSIVE PLAYS

NT: 81 vs. Louisiana-Lafayette, 10-10-09

Opp: 94, Troy, 10-24-09

50+ POINTS IN A GAME

NT: 68 vs. WKU, 10-31-09

Opp: 50, Troy, 10-24-09

60+ POINTS IN A GAME

NT: 68, vs. WKU, 10-31-09

Opp: 77, vs. Rice, 9-27-08

30 FIRST DOWNS

NT: 31 vs. WKU, 10-31-09

Opp: 31, Navy, 11-10-07

SHUTOUT RECORDED

NT: 21-0 vs. Troy State, 10-30-03

Opp: 35-0, Middle Tennessee, 9-30-06

LESS THAN 200 YARDS TOTAL OFFENSE ALLOWED

NT: 187 vs. Alabama, 9-19-09

Opp: 137, UL-Monroe, 11-18-06

LESS THAN 100 YARDS RUSHING ALLOWED

NT: 63, Ohio, 9-12-09

Opp: 61 vs. Alabama 9-19-09

LESS THAN 100 YARDS PASSING ALLOWED

NT: 40, vs. Troy, 10-4-05

Opp: 63, UL-Monroe, 11-18-06



MEAN GREEN CAREER HIGHS

#11 Riley Dodge, QB, Fr.

Attempts	54 vs. Middle Tennessee (9-26-09)
Completions	35 vs. Middle Tennessee (9-26-09)
Passing Yards	313 vs. Middle Tennessee (9-26-09)
Passing Touchdowns	4 vs. WKU (10-31-09)
Long Pass	69 vs. FAU (10-17-09)
Rushes	15 vs. WKU (10-31-09)
Rushing Yards	73 vs. Ball State (9-3-09)
Longest Rush	27 vs. Tulsa (9-6-08)
Rushing Touchdowns	3 vs. WKU (10-31-09)

#26 Cam Montgomery, RB, Sr.

Rushes	23 vs. ULM (10-18-08)
Rushing Yards	149 vs. Ball State (9-3-09)
Longest Rush	42 vs. MTSU (11-22-08)
Touchdowns	2, three times

#5 Lance Dunbar, RB, So

Rushes	32 vs. Louisiana-Lafayette (10-10-09)
Rushing Yards	238 vs. FAU (10-17-09)
Longest Rush	71 vs. WKU (10-31-09)
Reception	60 vs. Troy (10-24-09)
Touchdowns	4 vs. Louisiana-Lafayette (10-10-09)

#2 James Hamilton, RB, So.

Rushes	7 vs. Florida Atlantic (11-8-08)
Rushing Yards	31, twice
Longest Rush	23 vs. Florida Atlantic (11-8-08)
Reception	15 vs. Western Kentucky (11-1-08)
Touchdowns	1, twice

#15 Jamaal Jackson, WR, Jr.

Receptions	11 vs. Middle Tennessee (9-26-09)
Receiving Yards	86 vs. Ball State (9-3-09)
Touchdowns	2 vs. WKU (10-31-09)
Long Reception	69 vs. FAU (10-17-09)

#82 Michael Outlaw, WR, Jr.

Receptions	7, twice
Receiving Yards	112 vs. Troy (10-24-09)
Touchdowns	1, twice
Long Reception	46 vs. FAU (10-17-09)

#4 Alex Lott, WR, Jr.

Receptions	7, twice
Receiving Yards	69 vs. FIU (10-4-08)
Touchdowns	1, twice
Long Reception	19 vs. FIU (10-4-08)

#19 Darius Carey, WR, Fr.

Receptions	6 vs. Ohio (9-12-09)
Receiving Yards	61 vs. FAU (10-17-09)
Touchdowns	2 vs. WKU (10-31-09)
Long Reception	21 vs. Middle Tennessee (9-26-09)

#9 B. J. Lewis, WR, So.

Receptions	5 vs. Middle Tennessee (9-26-09)
Receiving Yards	59 vs. Middle Tennessee (9-26-09)
Touchdowns	
Long Reception	34 vs. WKU (10-31-09)

#49 Jeremy Knott, K, Jr.

Long Field Goal	47 yards vs. Tulsa (9-6-08)
Most Field Goals	3, three times
Most Made PATs	4 vs. FAU (10-17-09)

#47 Brandon Akpunku, DE, So.

Tackles	8, twice
Tackles For Loss	3.0 vs. Middle Tennessee (9-26-09)
Sacks	1.0, twice

#94 Eddrick Gilmore, DT, Sr.

Tackles	6 vs. Ohio (9-12-09)
Tackles For Loss	2.0, twice
Sacks	2 vs. Arkansas State (11-29-08)

#99 Shavod Atkinson, DT, Jr.

Tackles	5, twice
Tackles For Loss	2.0 vs. Ohio (9-12-09)
Sacks	2.0 vs. Ohio (9-12-09)

#91 Kelvin Jackson, DT, Jr.

Tackles	4 vs. Ball State (9-3-09)
Tackles For Loss	1 vs. WKU (10-31-09)
Sacks	

#52 Sam Owusu-Hemeng, DE, Jr.

Tackles	3 vs. Kansas State (8-30-08)
Tackles For Loss	1.5 vs. Ohio (9-12-09)
Sacks	1.0 vs. Louisiana-Lafayette (10-10-09)

#44 Toby Nwigwe, LB, Sr.

Tackles	15 vs. Ohio (9-12-09)
Tackles For Loss	2.5 vs. Tulsa (9-16-06)
Interceptions	1, three times

#42 Craig Robertson, LB, Jr.

Tackles	12 vs. Ball State (9-3-09)
Tackles For Loss	2, twice
Interceptions	2 vs. Troy (10-20-07)

#37 Kylie Hill, LB, Sr.

Tackles	11 vs. WKU (11-1-08)
Passes Broken Up	1, three times
Interception	1, twice

#25 Ira Smith, DB, Jr.

Tackles	12 vs. Troy (10-24-09)
Passes Broken Up	1, twice
Interception	

#10 DaWaylon Cook, DR, So.

Tackles	11 vs. Alabama (9-19-09)
Passes Broken Up	1 vs. Alabama (9-19-09)
Interception	

#21 Royce Hill, DB, So.

Tackles	8, twice
Passes Broken Up	1 vs. Kansas State (8-30-08)
Interception	1, twice

#22 Adryan Adams, DB, Sr.

Tackles	7 vs. Troy (10-25-08)
Passes Broken Up	2 vs. Western Kentucky (11-1-08)
Interception	1 vs. Middle Tennessee (11-22-08)

#41 Will Atterberry, P, Fr.

Longest Punt	52 vs. Alabama (9-19-09)
--------------	--------------------------



MEAN GREEN DEPTH CHART

20						Specialists												
						PK #49	Jeremy Knott	PH #6	Nathan Tune	P #41	Will Atterberry	KR #10	DaWaylon Cook	KR #19	Royce Hill	PR #21	Darius Carey	DS #86
30						O												
						Running Back #5 Lance Dunbar <i>or</i> #26 Cam Montgomery												
40						O												
	Wide Receiver #82 Michael Outlaw #8 Sam Roberson		Wide Receiver #15 Jamaal Jackson #3 Willie Taylor		Quarterback #11 Riley Dodge #6 Nathan Tune		Wide Receiver #19 Darius Carey #4 Alex Lott		Wide Receiver #9 B.J. Lewis #89 Forrest Rucker									
50						O												
	Right Tackle #77 Esteban Santiago #73 Jeremy Bean		Right Guard #57 Tyler Bailey #70 Coleman Feeley		Center #56 J.J. Johnson #60 Aaron Fotenberry		Left Guard #68 Kelvin Drake #62 Gabe Hollivay		Left Tackle #64 Victor Gill #72 Matt Tomlinson									
40						X												
	Defensive End #47 Brandon Akpunku <i>or</i> #48 K.C. Obi		Defensive Tackle #99 Shavod Atkinson <i>or</i> #92 Draylen Ross		Defensive Tackle #91 Kelvin Jackson #96 Tevinn Cantly		Defensive End #94 Eddrick Gilmore #52 Sam Owusu-Hemeng											
30						X												
	Outside Linebacker #37 Kylie Hill <i>or</i> #45 Jeremy Phillips			Middle Linebacker #31 A.J. Penson #53 Daniel Prior			Outside Linebacker #42 Craig Robertson #54 Robbie Deheck											
20						X												
	Cornerback #21 Royce Hill #35 Antoine Bush		Safety #25 Ira Smith #23 Darien Williams		Safety #10 DaWaylon Cook #18 John Shorter		Cornerback #22 Adryan Adams #27 Robby Gordon											



UNIVERSITY OF NORTH TEXAS ROSTER - NUMERICAL

1	Brigham, Desmond	DB	6-1	184	Fr.	RS	Caddo Mills, Texas (Caddo Mills HS)	48	Obi, Kenechukwu	DE	6-2	214	Fr.	HS	Mission Hills, Ca. (Bishop Alemany HS)
2	Hamilton, James	RB	5-8	178	So.	1L	Cedar Hill, Texas (Cedar Hill HS)	49	Knott, Jeremy	K	6-3	182	Sr.	1L	Tulsa, Okla. (NE Okla. A&M)
3	Stubblefield, Arthur	DB	5-10	182	Sr.	1L	Houston, Texas (Eisenhower HS)	50	Leppo, Nick	OL	6-3	246	Fr.	HS	Southlake, Texas (Carroll HS)
3	Taylor, Willie	WR	5-10	175	Fr.	RS	Dallas, Texas (Hillcrest HS)	51	Acton, Jared	OL	5-11	287	Fr.	RS	Southlake, Texas (Carroll HS)
4	Lott, Alex	WR	5-9	173	Jr.	1L	Plano, Texas (Texas Lutheran)	51	January, Sean	LB	6-0	234	Jr.	TR	Cave Creek, Arizona (Scottsdale CC)
5	Dunbar, Lance	RB	5-9	202	So.	1L	Haltom City, Texas (Haltom HS)	52	Owusu-Hemeng, Sam	DE	6-1	242	Jr.	1L	Arlington, Texas (Seguin HS)
6	Tune, Nathan	QB	6-4	206	Jr.	2L	Celina, Texas (Celina HS)	53	Foster, Ryan	LB	6-2	227	Fr.	TR	Grand Prairie, Texas (Prairie View)
7	Wilson, Jamaal	DB	5-10	181	So.	SQ	DeSoto, Texas (DeSoto HS)	53	Prior, Daniel	LB	6-2	215	Fr.	HS	Henderson, Texas (Henderson HS)
7	Thompson, Derek	QB	6-4	223	Fr.	HS	Glen Rose, Texas (Glen Rose HS)	54	Deheck, Robbie	LB	6-2	231	So.	1L	Azle, Texas (Azle HS)
8	Roberson, Sam	WR	6-4	220	So.	1L	Somerville, Texas (Somerville HS)	56	Johnson, J.J.	OL	6-3	283	So.	1L	Plano, Texas (Plano West HS)
9	Lewis, B.J.	WR	6-1	197	So.	1L	Waco, Texas (Robinson HS)	57	Bailey, Tyler	OL	6-2	292	Sr.	3L	Lexington, Ky. (Paul Dunbar HS)
10	Cook, DaWaylon	DB	6-1	196	So.	1L	Dallas, Texas (Samuell HS)	57	Nailor, Joseph	DE	6-2	235	So.	TR	Houston, Texas (Idaho State)
11	Dodge, Riley	QB	6-0	193	Fr.	RS	Southlake, Texas (Carroll HS)	58	Holt, Dan	OL	6-4	299	Fr.	TR	McKinney, Texas (Midwestern St.)
13	Baine, Chase	QB	6-0	198	Fr.	RS	Lake Dallas, Texas (Lake Dallas HS)	60	Fortenberry, Aaron	OL	6-4	288	Fr.	RS	Era, Texas (Era HS)
15	Jackson, Jamaal	WR	5-10	163	Jr.	TR	Amite, La. (Southwest Miss. CC)	62	Hollivay, Gabe	OL	6-3	328	Sr.	1L	Hamilton, Miss. (Itawamba CC)
17	Johnson, Breece	WR	6-1	178	Jr.	2L	Colleyville, Texas (Heritage HS)	63	White, Kyle	DT	6-2	309	Fr.	HS	New Orleans, Louisiana (McDonogh 35 HS)
18	Shorter, John	DB	6-0	195	So.	1L	Dallas, Texas (Lake Highlands HS)	64	Gill, Victor	OL	6-4	261	Jr.	2L	Argyle, Texas (Argyle HS)
18	Jones, Bennie	WR	6-2	165	Jr.	TR	Marlin, Texas (Navarro JC)	65	Flax, Kennan	OL	6-4	283	Fr.	HS	Houston, Texas (Cy-Ridge HS)
19	Carey, Darius	WR	5-10	188	Fr.	HS	New Orleans, Louisiana (Helen Cox HS)	66	Kaiser, Jacob	OL	6-7	311	So.	SQ	Greensburg, Pa. (Central Catholic HS)
20	Chatman, Justin	DB	5-9	180	So.	TR	Mesquite, Texas (Minnesota)	67	Williams, Ryan	OL	6-2	219	Fr.	HS	Southlake, Texas (Carroll HS)
20	Jackson, Jamel	WR	5-9	171	Jr.	TR	Killeen, Texas (Northwestern St)	68	Drake, Kelvin	OL	6-2	280	Jr.	2L	Galveston, Texas (Ball HS)
21	Hill, Royce	DB	6-0	177	So.	1L	Houston, Texas (Cypress Ridge HS)	69	Bruner, Jason	OL	6-9	311	Jr.	TR	Mineola, Texas (Trinity Valley CC)
22	Adams, Adryan	DB	6-0	182	Sr.	1L	Oklahoma City, Okla. (NE Okla. A&M)	70	Feeley, Coleman	OL	6-4	305	So.	1L	Austin, Texas (Anderson HS)
23	Williams, Darien	DB	5-10	189	So.	1L	Vernon, Texas (Vernon HS)	72	Tomlinson, Matt	OL	6-5	297	So.	SQ	Klein, Texas (Klein HS)
24	Mathis, Jeremi	RB	6-1	215	Fr.	RS	Arlington, Texas (Martin HS)	73	Bean, Jeremy	OL	6-5	301	Jr.	TR	Bethel, Okla. (NE Okla. A&M)
25	Smith, Ira	DB	5-11	183	Jr.	TR	Long Beach, Mississippi (Gulf Coast CC)	74	Franklin, Troy	OL	6-5	272	So.	1L	Celina, Texas (Celina HS)
25	Ponce, Matt	RB	5-11	198	Fr.	HS	Whitehouse, Texas (Whitehouse HS)	76	Noble, John	OL	6-6	296	Fr.	HS	Rockwall, Texas (Rockwall HS)
26	Montgomery, Cam	RB	6-1	218	Sr.	1L	The Woodlands, Texas (NE Miss. JC)	77	Santiago, Esteban	OL	6-3	296	Jr.	2L	El Paso, Texas (Coronado HS)
27	Gordon, Robbie	DB	6-0	181	Jr.	1L	Ardmore, Okla. (Ardmore HS)	78	Kokjohn, Troy	OL	6-2	242	So.	1L	Carrollton, Texas (Hebron HS)
27	Schutzta, Casey	WR	5-10	170	Fr.	HS	Eules, Texas (Trinity HS)	79	Jenkins, Nate	OL	6-4	349	Jr.	SQ	Hattiesburg, Miss. (Pearle River CC)
29	Roberts, Phillip	DB	5-11	195	Fr.	RS	Killeen, Texas (Ellison HS)	80	Dickerson, Kevin	WR	6-0	200	Sr.	2L	Fort Worth, Texas (Calvary Christian)
29	Jackson, Hilbert	DB	6-1	181	Fr.	HS	Rowlett, Texas (Rowlett HS)	82	Outlaw, Michael	WR	6-0	185	Jr.	TR	Starkville, Miss. (East Miss. CC)
30	Deans, Trent	K	6-0	184	Fr.	RS	Sherman, Texas (Sherman HS)	83	Seidle, Bryant	TE	6-2	233	Sr.	2L	Cypress, Texas (Cy-Fair HS)
30	Gandy, Shelton	RB	5-8	170	Fr.	HS	Denton, Texas (Ryan HS)	84	Brown, Greg	WR	6-1	217	So.	1L	Grand Prairie, Texas (Grand Prairie HS)
31	Penson, A.J.	LB	6-1	225	Jr.	2L	Lufkin, Texas (Lufkin HS)	85	Fitzpatrick, Austin	TE	6-3	200	Fr.	HS	Friendswood, Texas (Friendswood HS)
31	Squier, Weston	RB	5-8	154	So.	SQ	Sanger, Texas (Sanger HS)	86	Davidson, Christian	LB	6-2	222	Sr.	2L	Spring, Texas (Klein Oak HS)
32	Mosley, Micah	RB	6-0	224	Jr.	2L	Nederland, Texas (Nederland HS)	87	Brainard, Chris	WR	5-11	158	Fr.	HS	Southlake, Texas (Carroll HS)
34	Neal, Chris	DB	5-9	168	Jr.	2L	Kaufman, Texas (Kaufman HS)	88	Stradford, Tyler	WR	6-2	190	Fr.	TR	New Orleans, La. (Oklahoma)
35	Bush, Antoine	DB	5-10	194	Sr.	3L	Tyler, Texas (John Tyler HS)	89	Cruz, Rory	WR	6-0	160	Fr.	TR	Arlington, Texas (SW Okla. State)
36	Davis, Marquese	LB	6-1	232	So.	1L	Atlanta, Texas (Atlanta HS)	89	Rucker, Forrest	WR	6-6	215	Fr.	RS	Hearne, Texas (Hearne HS)
37	Hill, Kylie	LB	5-11	190	Sr.	1L	Bristow, Okla. (NE Okla. A&M)	90	Cole III, Mack	DE	6-4	228	Sr.	1L	Topeka, Kan. (Fort Scott CC)
39	Ekwerekwu, John	RB	5-11	208	Jr.	SQ	Carrollton, Texas (R.L. Turner HS)	91	Jackson, Kelvin	DT	6-2	309	Fr.	TR	Hermanville, Miss. (Itawamba CC)
39	Serrano, Jose	K	5-11	199	Fr.	HS	Dallas, Texas (Skyline HS)	92	Ross, Draylen	DL	6-4	292	Jr.	2L	Fort Worth, Texas (Diamond Hill-Jarvis HS)
40	Washington, Tyler	LB	6-1	221	Fr.	HS	Cedar Hill, Texas (Cedar Hill HS)	93	Anyiam, LaChristopher	DL	6-4	287	Fr.	HS	Allen, Texas (Allen HS)
41	Atterberry, Will	K/P	5-11	187	Fr.	HS	Lewisville, Texas (Lewisville HS)	94	Gilmore, Eddrick	DE	6-5	269	Sr.	3L	Houston, Texas (Alief Hastings HS)
42	Robertson, Craig	LB	6-1	221	Jr.	2L	Stafford, Texas (Stafford HS)	95	DeSoto, Jesse	DL	6-1	289	Jr.	2L	San Antonio, Texas (Lee HS)
44	Nwigwe, Tobe	LB	6-2	240	Sr.	2L	Houston, Texas (Alief Elsik HS)	96	Cantly, Tevinn	DE	6-4	301	Fr.	RS	Arlington, Texas (Lamar HS)
45	Phillips, Jeremy	LB	6-3	198	Fr.	RS	Waller, Texas (Waller HS)	97	Hawthorne, Joe	DT	6-4	270	Fr.	RS	Arlington, Texas (Martin HS)
46	Herron, Julian	LB	6-2	199	Fr.	TR	Arlington, Texas (Bowie HS)	98	Weber, John	DE	6-3	288	Jr.	TR	Harvey, Louisiana (Itawamba CC)
47	Akpunku, Brandon	DE	6-1	226	So.	1L	Cedar Hill, Texas (Cedar Hill HS)	99	Atkinson, Shavod	DT	6-2	307	Jr.	TR	Hobart, Okla. (Independence CC)
48	Monroe, Charles	RB	5-10	220	Fr.	HS	Mesquite, Texas (Mesquite HS)								



UNIVERSITY OF NORTH TEXAS ROSTER - ALPHABETICAL

51 Acton, Jared	OL	5-11	287	Fr.	Southlake, Texas (Carroll HS)	51 January, Sean	LB	6-0	234	Jr.	Cave Creek, Arizona (Scottsdale CC)
22 Adams, Adryan	DB	6-0	182	Sr.	Oklahoma City, Okla. (NE Okla. A&M)	79 Jenkins, Nate	OL	6-4	349	Jr.	Hattiesburg, Miss. (Pearle River CC)
47 Akpunku, Brandon	DE	6-1	226	So.	Cedar Hill, Texas (Cedar Hill HS)	17 Johnson, Breece	WR	6-1	178	Jr.	Colleyville, Texas (Heritage HS)
93 Anyiam, LaChristopher	DL	6-4	287	Fr.	Allen, Texas (Allen HS)	56 Johnson, J.J.	OL	6-3	283	So.	Plano, Texas (Plano West HS)
99 Atkinson, Shavod	DT	6-2	307	Jr.	Hobart, Okla. (Independence CC)	18 Jones, Bennie	WR	6-2	165	Jr.	Marlin, Texas (Navarro JC)
41 Atterberry, Will	K/P	5-11	187	Fr.	Lewisville, Texas (Lewisville HS)	66 Kaiser, Jacob	OL	6-7	311	So.	Greensburg, Pa. (Central Catholic HS)
57 Bailey, Tyler	OL	6-2	292	Sr.	Lexington, Ky. (Paul Dunbar HS)	49 Knott, Jeremy	K	6-3	182	Sr.	Tulsa, Okla. (NE Okla. A&M)
13 Baine, Chase	QB	6-0	198	Fr.	Lake Dallas, Texas (Lake Dallas HS)	78 Kokjohn, Troy	OL	6-2	242	So.	Carrollton, Texas (Hebron HS)
73 Bean, Jeremy	OL	6-5	301	Jr.	Bethel, Okla. (NE Okla. A&M)	50 Leppo, Nick	OL	6-3	246	Fr.	Southlake, Texas (Carroll HS)
87 Brainard, Chris	WR	5-11	158	Fr.	Southlake, Texas (Carroll HS)	9 Lewis, B.J.	WR	6-1	197	So.	Waco, Texas (Robinson HS)
1 Brigham, Desmond	DB	6-1	184	Fr.	Caddo Mills, Texas (Caddo Mills HS)	4 Lott, Alex	WR	5-9	173	Jr.	Plano, Texas (Texas Lutheran)
84 Brown, Greg	WR	6-1	217	So.	Grand Prairie, Texas (Grand Prairie HS)	24 Mathis, Jeremi	RB	6-1	215	Fr.	Arlington, Texas (Martin HS)
69 Bruner, Jason	OL	6-9	311	Jr.	Mineola, Texas (Trinity Valley CC)	48 Monroe, Charles	RB	5-10	220	Fr.	Mesquite, Texas (Mesquite HS)
35 Bush, Antoine	DB	5-10	194	Sr.	Tyler, Texas (John Tyler HS)	26 Montgomery, Cam	RB	6-1	218	Sr.	The Woodlands, Texas (NE Mississippi JC)
96 Cantly, Tevinn	DT	6-4	301	Fr.	Arlington, Texas (Lamar HS)	32 Mosley, Micah	RB	6-0	224	Jr.	Nederland, Texas (Nederland HS)
19 Carey, Darius	WR	5-10	188	Fr.	New Orleans, Louisiana (Helen Cox HS)	57 Nailor, Joseph	DE	6-2	235	So.	Houston, Texas (Idaho State)
20 Chatman, Justin	DB	5-9	180	So.	Mesquite, Texas (Minnesota)	34 Neal, Chris	DB	5-9	168	Jr.	Kaufman, Texas (Kaufman HS)
90 Cole III, Mack	DE	6-4	228	Sr.	Topeka, Kan. (Fort Scott CC)	76 Noble, John	OL	6-6	296	Fr.	Rockwall, Texas (Rockwall HS)
10 Cook, DaWaylon	DB	6-1	196	So.	Dallas, Texas (Samuell HS)	44 Nwigwe, Tobe	LB	6-2	240	Sr.	Houston, Texas (Alief Elsik HS)
89 Cruz, Rory	WR	6-0	160	Fr.	Arlington, Texas (SW Okla. State)	48 Obi, Kenechukwu	DE	6-2	214	Fr.	Mission Hills, California (Bishop Alemany HS)
86 Davidson, Christian	LB	6-2	222	Sr.	Spring, Texas (Klein Oak HS)	82 Outlaw, Michael	WR	6-0	185	Jr.	Starkville, Miss. (East Miss. CC)
36 Davis, Marquese	LB	6-1	232	So.	Atlanta, Texas (Atlanta HS)	52 Owusu-Hemeng, Sam	DE	6-1	242	Jr.	Arlington, Texas (Seguin HS)
30 Deans, Trent	K	6-0	184	Fr.	Sherman, Texas (Sherman HS)	31 Penson, A.J.	LB	6-1	225	Jr.	Lufkin, Texas (Lufkin HS)
54 Deheck, Robbie	LB	6-2	231	So.	Azle, Texas (Azle HS)	45 Phillips, Jeremy	LB	6-3	198	Fr.	Waller, Texas (Waller HS)
95 DeSoto, Jesse	DL	6-1	289	Jr.	San Antonio, Texas (Lee HS)	25 Ponce, Matt	RB	5-11	198	Fr.	Whitehouse, Texas (Whitehouse HS)
80 Dickerson, Kevin	WR	5-10	200	Sr.	Fort Worth, Texas (Calvary Christian Acad.)	53 Prior, Daniel	LB	6-2	215	Fr.	Henderson, Texas (Henderson HS)
11 Dodge, Riley	QB	6-0	193	Fr.	Southlake, Texas (Carroll HS)	8 Roberson, Sam	WR	6-4	220	So.	Somerville, Texas (Somerville HS)
68 Drake, Kelvin	OL	6-2	280	Jr.	Galveston, Texas (Ball HS)	42 Robertson, Craig	LB	6-1	221	Jr.	Stafford, Texas (Stafford HS)
5 Dunbar, Lance	RB	5-9	202	So.	Haltom City, Texas (Haltom HS)	29 Roberts, Phillip	DB	5-11	195	Fr.	Killeen, Texas (Ellison HS)
39 Ekwerekwu, John	RB	5-11	208	Jr.	Carrollton, Texas (R.L. Turner HS)	92 Ross, Draylen	DL	6-4	292	Jr.	Fort Worth, Texas (Diamond Hill-Jarvis HS)
70 Feeley, Coleman	OL	6-4	305	So.	Austin, Texas (Anderson HS)	89 Rucker, Forrest	WR	6-6	215	Fr.	Hearne, Texas (Hearne HS)
85 Fitzpatrick, Austin	TE	6-3	200	Fr.	Friendswood, Texas (Friendswood HS)	77 Santiago, Esteban	OL	6-3	296	Jr.	El Paso, Texas (Coronado HS)
65 Flax, Kennan	OL	6-4	283	Fr.	Houston, Texas (Cy Ridge HS)	83 Seidle, Bryant	TE	6-2	233	Sr.	Cypress, Texas (Cy-Fair HS)
60 Fortenberry, Aaron	OL	6-4	288	Fr.	Era, Texas (Era HS)	39 Serrano, Jose	K	5-11	199	Fr.	Dallas, Texas (Skyline HS)
53 Foster, Ryan	LB	6-2	227	Fr.	Grand Prairie, Texas (Prairie View)	27 Schutz, Casey	WR	5-10	170	Fr.	Eules, Texas (Trinity HS)
74 Franklin, Troy	OL	6-5	272	So.	Celina, Texas (Celina HS)	18 Shorter, John	DB	6-0	195	So.	Dallas, Texas (Lake Highlands HS)
30 Gandy, Shelton	RB	5-8	170	Fr.	Denton, Texas (Ryan HS)	25 Smith, Ira	DB	5-11	183	Jr.	Long Beach, Mississippi (Gulf Coast CC)
64 Gill, Victor	OL	6-4	261	Jr.	Argyle, Texas (Argyle HS)	31 Squier, Weston	RB	5-8	154	So.	Sanger, Texas (Sanger HS)
94 Gilmore, Eddrick	DE	6-5	269	Sr.	Houston, Texas (Alief Hastings HS)	88 Stradford, Tyler	WR	6-2	190	Fr.	New Orleans, La. (Oklahoma)
27 Gordon, Robbie	DB	6-0	181	Jr.	Ardmore, Okla. (Ardmore HS)	3 Stubblefield, Arthur	DB	5-10	182	Sr.	Houston, Texas (Eisenhower HS)
2 Hamilton, James	RB	5-8	178	So.	Cedar Hill, Texas (Cedar Hill HS)	3 Taylor, Willie	WR	5-10	175	Fr.	Dallas, Texas (Hillcrest HS)
97 Hawthorne, Joe	DT	6-4	270	Fr.	Arlington, Texas (Martin HS)	7 Thompson, Derek	QB	6-4	223	Fr.	Glen Rose, Texas (Glen Rose HS)
46 Herron, Julian	LB	6-2	199	Fr.	Arlington, Texas (Bowie HS)	72 Tomlinson, Matt	OL	6-5	297	So.	Klein, Texas (Klein HS)
37 Hill, Kylie	LB	5-11	190	Sr.	Bristow, Okla. (NE Okla. A&M)	6 Tune, Nathan	QB	6-4	206	Jr.	Celina, Texas (Celina HS)
21 Hill, Royce	DB	6-0	177	So.	Houston, Texas (Cypress Ridge HS)	40 Washington, Tyler	LB	6-1	221	Fr.	Cedar Hill, Texas (Cedar Hill HS)
62 Hollivay, Gabe	OL	6-3	328	Sr.	Hamilton, Miss. (Itawamba CC)	98 Weber, John	DE	6-3	288	Jr.	Harvey, Louisiana (Itawamba CC)
58 Holt, Dan	OL	6-4	299	Fr.	McKinney, Texas (Midwestern State)	63 White, Kyle	DT	6-2	309	Fr.	New Orleans, Louisiana (McDonogh 35 HS)
29 Jackson, Hilbert	DB	6-1	181	Fr.	Rowlett, Texas (Rowlett HS)	23 Williams, Darien	DB	5-10	189	So.	Vernon, Texas (Vernon HS)
15 Jackson, Jamaal	WR	5-10	163	Jr.	Amite, La. (Southwest Miss. CC)	67 Williams, Ryan	OL	6-2	219	Fr.	Southlake, Texas (Carroll HS)
20 Jackson, Jamel	WR	5-9	171	Jr.	Killeen, Texas (Northwestern State)	7 Wilson, Jamal	DB	5-10	181	So.	DeSoto, Texas (DeSoto HS)
91 Jackson, Kelvin	DT	6-2	309	Jr.	Hermanville, Miss. (Itawamba CC)						



MEAN GREEN

NORTH TEXAS COMBINED TEAM STATISTICS

Date	Opponent	Score	Att.	Record:	Overall	Home	Away	Neutral	
Sep 03, 2009	at Ball State Cardinals	W 20-10	16054	All games	2-6	1-3	1-3	0-0	
Sep 12, 2009	OHIO	L 30-31	16674	Conference	1-4	1-2	0-2	0-0	
Sep 19, 2009	at Alabama	L 7-53	92012	Non-Conference	1-2	0-1	1-1	0-0	
* Sep 26, 2009	MIDDLE TENNESSEE	L 21-37	22346	Team Statistics					
* Oct 10, 2009	at Louisiana	L 34-38	12141	FIRST DOWNS			NT	OPP	
* Oct 17, 2009	FLORIDA ATLANTIC	L 40-44	23319	Rushing			169	179	
* Oct 24, 2009	at TROY	L 26-50	20032	Passing			76	84	
* Oct 31, 2009	WESTERN KENTUCKY	W 68-49	11214	Penalty			14	14	
Rushing				RUSHING YARDAGE			1583	1558	
Dunbar, Lance	gp	att	gain	loss	net	avg	td	lg	avg/g
Dodge, Riley	6	59	316	37	279	4.7	4	22	46.5
Montgomery, C.	6	60	276	27	249	4.2	2	25	41.5
Hamilton, J.	7	11	51	4	47	4.3	1	18	6.7
Tune, Nathan	6	12	41	11	30	2.5	0	10	5.0
Mathis, Jeremi	8	10	28	1	27	2.7	0	10	3.4
Mosley, Micah	8	3	6	0	6	2.0	0	4	0.8
Carey, Darius	8	2	4	0	4	2.0	1	3	0.5
Jackson, Jamaal	8	2	8	9	-1	-0.5	0	8	-0.1
Baine, Chase	1	1	0	1	-1	-1.0	0	0	-1.0
TEAM	4	4	0	18	-18	-4.5	0	0	-4.5
Total	8	291	1724	141	1583	5.4	21	71	197.9
Opponents	8	318	1775	217	1558	4.9	23	61	194.8
Passing				ATT-COMP-INT			270-182-9	276-153-3	
Dodge, Riley	gp	effic	comp	att-int	pct	yds	td	lg	avg/g
Tune, Nathan	6	135.05	60	88-2	68.2	591	4	60	98.5
Total	8	130.96	182	270-9	67.4	1825	11	69	228.1
Opponents	8	126.84	153	276-3	55.4	1907	13	58	238.4
Receiving				KICK RETURNS: #-Yards			44-1048	40-850	
Jackson, Jamaal	gp	no.	yds	avg	td	lg	avg/g		
Carey, Darius	8	32	293	9.2	3	21	36.6		
Outlaw, Michael	8	30	351	11.7	2	46	43.9		
Dunbar, Lance	8	19	240	12.6	2	60	30.0		
Lott, Alex	8	13	95	7.3	0	18	11.9		
Lewis, B.J.	7	11	145	13.2	0	34	20.7		
Montgomery, C.	6	10	86	8.6	0	19	14.3		
Rucker, Forrest	5	6	59	9.8	0	21	11.8		
Dickerson, K.	6	6	55	9.2	0	18	9.2		
Roberson, Sam	5	3	39	13.0	0	26	7.8		
Hamilton, J.	7	2	12	6.0	0	6	1.7		
Brainard, Chris	3	1	6	6.0	0	6	2.0		
Mosley, Micah	8	1	-4	-4.0	0	0	-0.5		
Dodge, Riley	6	1	-18	-18.0	0	0	-3.0		
Total	8	182	1825	10.0	11	69	228.1		
Opponents	8	153	1907	12.5	13	58	238.4		
Field Goals				PUNTS-AVG			38-39.0	37-40.4	
Knott, Jeremy	fg	pct.	01-19	20-29	30-39	40-49	50-99	lg	blk
	8-11	72.7	2-2	4-4	1-2	1-3	0-0	41	1
Scoring				TIME OF POSSESSION/Game			30:48	29:12	
Dunbar, Lance	td	fg	kick	rush	rcv	pass	dxp	saf	pts
Knott, Jeremy	-	8-11	28-31	-	-	-	-	-	90
Jackson, Jamaal	4	-	-	-	-	-	-	-	24
Carey, Darius	4	-	-	-	-	-	-	-	24
Dodge, Riley	4	-	-	-	-	-	-	-	24
Montgomery, C.	2	-	-	-	-	-	-	-	12
Outlaw, Michael	2	-	-	-	-	-	-	-	12
Hamilton, J.	1	-	-	-	-	-	-	-	6
Gilmore, E.	-	-	-	-	-	-	-	1	2
Deans, Trent	-	-	0-1	-	-	-	-	-	0
Total	32	8-11	28-32	-	-	-	-	1	246
Opponents	39	13-14	35-38	-	1	1-1	-	1	312
Interceptions				FUMBLES-LOST			17-9	18-8	
Hill, Royce	no.	yds	avg	td	lg				
Phillips, J.	2	58	29.0	0	57				
	1	13	13.0	0	13				
Punting				PENALTIES-Yards			57-493	55-526	
Atterberry, W.	no.	yds	avg	lg	tb	fc	i20	50+	blk
TEAM	37	1483	40.1	59	3	4	17	6	0
	1	0	0.0	0	0	0	0	0	1
Punt Returns				PUNTS-AVG			38-39.0	37-40.4	
Carey, Darius	no.	yds	avg	td	lg				
Hill, Royce	2	-3	-1.5	0	0				
Jackson, Jamaal	1	2	2.0	0	2				
Total	1	3	3.0	0	2				
Opponents	4	2	0.5	0	2				
	15	196	13.1	1	36				
Kick Returns				3RD-DOWN Conversions			47/110	47/116	
Hill, Royce	no.	yds	avg	td	lg				
Smith, Ira	14	383	27.4	0	73				
Jackson, Jamaal	9	182	20.2	0	34				
Dunbar, Lance	8	268	33.5	0	53				
Carey, Darius	4	57	14.2	0	18				
Hamilton, J.	3	44	14.7	0	17				
Cook, DaWaylon	2	40	20.0	0	21				
Seidle, Bryant	2	47	23.5	0	25				
Mosley, Micah	1	20	20.0	0	13				
Total	1	7	7.0	0	7				
Opponents	44	1048	23.8	0	73				
	40	850	21.2	0	81				
All Purpose				4TH-DOWN Conversions			1/8	8/15	
Dunbar, Lance	g	rush	rcv	pr	kr	ir	total	avg/g	
Jackson, Jamaal	8	961	240	0	57	0	1258	157.2	
Hill, Royce	8	-1	466	3	268	0	736	92.0	
Outlaw, Michael	8	0	0	2	383	58	443	55.4	
Carey, Darius	8	0	351	0	0	0	351	43.9	
Total	8	4	293	-3	44	0	338	42.2	
Opponents	8	1583	1825	2	1048	71	4529	566.1	
	8	1558	1907	196	850	217	4728	591.0	
Total Offense									
Dodge, Riley	g	plays	rush	pass	total	avg/g			
Dunbar, Lance	6	241	279	1234	1513	252.2			
Tune, Nathan	8	127	961	0	961	120.1			
Montgomery, C.	6	100	30	591	621	103.5			
Hamilton, J.	6	60	249	0	249	41.5			
Total	7	11	47	0	47	6.7			
Opponents	8	561	1583	1825	3408	426.0			
	8	594	1558	1907	3465	433.1			



NORTH TEXAS OVERALL TEAM STATISTICS

Team Statistics	NT	OPP
SCORING	246	312
Points Per Game	30.8	39.0
FIRST DOWNS	169	179
Rushing	76	84
Passing	79	81
Penalty	14	14
RUSHING YARDAGE	1583	1558
Yards gained rushing	1724	1775
Yards lost rushing	141	217
Rushing Attempts	291	318
Average Per Rush	5.4	4.9
Average Per Game	197.9	194.8
TDs Rushing	21	23
PASSING YARDAGE	1825	1907
Att-Comp-Int	270-182-9	276-153-3
Average Per Pass	6.8	6.9
Average Per Catch	10.0	12.5
Average Per Game	228.1	238.4
TDs Passing	11	13
TOTAL OFFENSE	3408	3465
Total Plays	561	594
Average Per Play	6.1	5.8
Average Per Game	426.0	433.1
KICK RETURNS: #-Yards	44-1048	40-850
PUNT RETURNS: #-Yards	4-2	15-196
INT RETURNS: #-Yards	3-71	9-217
KICK RETURN AVERAGE	23.8	21.2
PUNT RETURN AVERAGE	0.5	13.1
INT RETURN AVERAGE	23.7	24.1
FUMBLES-LOST	17-9	18-8
PENALTIES-Yards	57-493	55-526
Average Per Game	61.6	65.8
PUNTS-Yards	38-1483	37-1496
Average Per Punt	39.0	40.4
Net punt average	32.3	39.3
TIME OF POSSESSION/Game	30:48	29:12
3RD-DOWN Conversions	47/110	47/116
3rd-Down Pct	43%	41%
4TH-DOWN Conversions	1/8	8/15
4th-Down Pct	12%	53%
SACKS BY-Yards	11-71	5-36
MISC YARDS	0	0
TOUCHDOWNS SCORED	32	39
FIELD GOALS-ATTEMPTS	8-11	13-14
ON-SIDE KICKS	0-0	0-0
RED-ZONE SCORES	60-72 83%	66-72 92%
RED-ZONE TOUCHDOWNS	46-72 64%	50-72 69%
PAT-ATTEMPTS	28-32 88%	35-38 92%
ATTENDANCE	147106	280478
Games/Avg Per Game	8/18388	8/35060
Neutral Site Games		0/0

Score by Quarters	1st	2nd	3rd	4th	OT	Total
North Texas	47	58	79	52	10	246
Opponents	62	124	64	51	11	312



NORTH TEXAS INDIVIDUAL STATISTICS

Rushing	gp	att	gain	loss	net	avg	td	lg	avg/g
Dunbar, Lance	8	127	994	33	961	7.6	13	71	120.1
Dodge, Riley	6	59	316	37	279	4.7	4	22	46.5
Montgomery, C.	6	60	276	27	249	4.2	2	25	41.5
Hamilton, J.	7	11	51	4	47	4.3	1	18	6.7
Tune, Nathan	6	12	41	11	30	2.5	0	10	5.0
Mathis, Jeremi	8	10	28	1	27	2.7	0	10	3.4
Mosley, Micah	8	3	6	0	6	2.0	0	4	0.8
Carey, Darius	8	2	4	0	4	2.0	1	3	0.5
Jackson, Jamaal	8	2	8	9	-1	-0.5	0	8	-0.1
Baine, Chase	1	1	0	1	-1	-1.0	0	0	-1.0
TEAM	4	4	0	18	-18	-4.5	0	0	-4.5
Total	8	291	1724	141	1583	5.4	21	71	197.9
Opponents	8	318	1775	217	1558	4.9	23	61	194.8

Passing	gp	effic	comp-att-int	pct	yds	td	lg	avg/g
Dodge, Riley	6	128.99	122-182-7	67.0	1234	7	69	205.7
Tune, Nathan	6	135.05	60-88-2	68.2	591	4	60	98.5
Total	8	130.96	182-270-9	67.4	1825	11	69	228.1
Opponents	8	126.84	153-276-3	55.4	1907	13	58	238.4

Receiving	gp	no.	yds	avg	td	lg	avg/g
Jackson, Jamaal	8	47	466	9.9	4	69	58.2
Carey, Darius	8	32	293	9.2	3	21	36.6
Outlaw, Michael	8	30	351	11.7	2	46	43.9
Dunbar, Lance	8	19	240	12.6	2	60	30.0
Lott, Alex	8	13	95	7.3	0	18	11.9
Lewis, B.J.	7	11	145	13.2	0	34	20.7
Montgomery, C.	6	10	86	8.6	0	19	14.3
Rucker, Forrest	5	6	59	9.8	0	21	11.8
Dickerson, K.	6	6	55	9.2	0	18	9.2
Roberson, Sam	5	3	39	13.0	0	26	7.8
Hamilton, J.	7	2	12	6.0	0	6	1.7
Brainard, Chris	3	1	6	6.0	0	6	2.0
Mosley, Micah	8	1	-4	-4.0	0	0	-0.5
Dodge, Riley	6	1	-18	-18.0	0	0	-3.0
Total	8	182	1825	10.0	11	69	228.1
Opponents	8	153	1907	12.5	13	58	238.4

Punt Returns	no.	yds	avg	td	lg
Carey, Darius	2	-3	-1.5	0	0
Hill, Royce	1	2	2.0	0	2
Jackson, Jamaal	1	3	3.0	0	0
Total	4	2	0.5	0	2
Opponents	15	196	13.1	1	36

Interceptions	no.	yds	avg	td	lg
Hill, Royce	2	58	29.0	0	57
Phillips, J.	1	13	13.0	0	13
Total	3	71	23.7	0	57
Opponents	9	217	24.1	2	70

Kick Returns	no.	yds	avg	td	lg
Hill, Royce	14	383	27.4	0	73
Smith, Ira	9	182	20.2	0	34
Jackson, Jamaal	8	268	33.5	0	53
Dunbar, Lance	4	57	14.2	0	18
Carey, Darius	3	44	14.7	0	17
Hamilton, J.	2	40	20.0	0	21
Cook, DaWaylon	2	47	23.5	0	25
Mosley, Micah	1	7	7.0	0	7
Seidle, Bryant	1	20	20.0	0	13
Total	44	1048	23.8	0	73
Opponents	40	850	21.2	0	81

Fumble Returns	no.	yds	avg	td	lg
Cook, DaWaylon	2	31	15.5	0	16
Total	2	31	15.5	0	16
Opponents	1	10	10.0	0	10



NORTH TEXAS INDIVIDUAL STATISTICS

Scoring	td	fg	PAT				dxp	saf	pts
			kick	rush	rcv	pass			
Dunbar, Lance	15	-	-	-	-	-	-	90	
Knott, Jeremy	-	8-11	28-31	-	-	-	-	52	
Dodge, Riley	4	-	-	-	-	-	-	24	
Carey, Darius	4	-	-	-	-	-	-	24	
Jackson, Jamaal	4	-	-	-	-	-	-	24	
Montgomery, C.	2	-	-	-	-	-	-	12	
Outlaw, Michael	2	-	-	-	-	-	-	12	
Hamilton, J.	1	-	-	-	-	-	-	6	
Gilmore, E.	-	-	-	-	-	-	1	2	
Deans, Trent	-	-	0-1	-	-	-	-	0	
Total	32	8-11	28-32	-	-	-	1	246	
Opponents	39	13-14	35-38	-	1	1-1	1	312	

Total Offense	g	plays	rush	pass	total	avg/g
Dodge, Riley	6	241	279	1234	1513	252.2
Dunbar, Lance	8	127	961	0	961	120.1
Tune, Nathan	6	100	30	591	621	103.5
Montgomery, C.	6	60	249	0	249	41.5
Hamilton, J.	7	11	47	0	47	6.7
Mathis, Jeremi	8	10	27	0	27	3.4
Mosley, Micah	8	3	6	0	6	0.8
Carey, Darius	8	2	4	0	4	0.5
Baine, Chase	1	1	-1	0	-1	-1.0
Jackson, Jamaal	8	2	-1	0	-1	-0.1
TEAM	4	4	-18	0	-18	-4.5
Total	8	561	1583	1825	3408	426.0
Opponents	8	594	1558	1907	3465	433.1

Field Goals	fg	pct.	01-19	20-29	30-39	40-49	50-99	lg	blk
Knott, Jeremy	8-11	72.7	2-2	4-4	1-2	1-3	0-0	41	1

FG Sequence	North Texas	Opponents
Ball State Cardinals	47,(24),47,(19)	(21),31
OHIO	(32),(18),(22)	(44),(47),(35)
Alabama	-	(35),(20)
Middle Tennessee	37	(20),(31),(48)
Louisiana	(41),(27)	(45)
Florida Atlantic	-	(26)
TROY	-	(30),(38)
Western Kentucky	(29)	-

Punting	no.	yds	avg	lg	tb	fc	i20	50+	blk
Atterberry, W.	37	1483	40.1	59	3	4	17	6	0
TEAM	1	0	0.0	0	0	0	0	0	1
Total	38	1483	39.0	59	3	4	17	6	1
Opponents	37	1496	40.4	63	2	15	8	5	1

Kickoffs	no.	yds	avg	tb	ob	retn	net	ydln
Knott, Jeremy	45	2768	61.5	3	3			
Atterberry, W.	1	67	67.0	0	0			
Deans, Trent	1	45	45.0	0	1			
Total	47	2880	61.3	3	4	21.2	41.9	28
Opponents	56	3356	59.9	6	5	23.8	39.1	30

All Purpose	g	rush	rcv	pr	kr	ir	total	avg/g
Dunbar, Lance	8	961	240	0	57	0	1258	157.2
Jackson, Jamaal	8	-1	466	3	268	0	736	92.0
Hill, Royce	8	0	0	2	383	58	443	55.4
Outlaw, Michael	8	0	351	0	0	0	351	43.9
Carey, Darius	8	4	293	-3	44	0	338	42.2
Montgomery, C.	6	249	86	0	0	0	335	55.8
Dodge, Riley	6	279	-18	0	0	0	261	43.5
Smith, Ira	8	0	0	0	182	0	182	22.8
Lewis, B.J.	7	0	145	0	0	0	145	20.7
Hamilton, J.	7	47	12	0	40	0	99	14.1
Lott, Alex	8	0	95	0	0	0	95	11.9
Rucker, Forrest	5	0	59	0	0	0	59	11.8
Dickerson, K.	6	0	55	0	0	0	55	9.2
Cook, DaWaylon	8	0	0	0	47	0	47	5.9
Roberson, Sam	5	0	39	0	0	0	39	7.8
Tune, Nathan	6	30	0	0	0	0	30	5.0
Mathis, Jeremi	8	27	0	0	0	0	27	3.4
Seidle, Bryant	8	0	0	0	20	0	20	2.5
Phillips, J.	8	0	0	0	0	13	13	1.6
Mosley, Micah	8	6	-4	0	7	0	9	1.1
Brainard, Chris	3	0	6	0	0	0	6	2.0
Baine, Chase	1	-1	0	0	0	0	-1	-1.0
TEAM	4	-18	0	0	0	0	-18	-4.5
Total	8	1583	1825	2	1048	71	4529	566.1
Opponents	8	1558	1907	196	850	217	4728	591.0



NORTH TEXAS DEFENSIVE STATISTICS

##	Defensive Leaders	gp	Tackles			Sacks	Pass defense		Fumbles		blkd
			ua	a	tot	tfl/yds	no-yds	int-yds	brup	qbh	rcv-yds
42	Robertson, C.	8	42	30	72	3.0-6	1.5-2	.	2	1	1-0
44	Nwigwe, Tobe	6	46	11	57	6.0-13
10	Cook, DaWaylon	8	44	13	57	1.0-2	.	.	2	.	2-31
25	Smith, Ira	8	29	15	44	0.5-0	.	.	2	.	.
37	Hill, Kylie	8	28	14	42	1.0-1	.	.	3	.	.
21	Hill, Royce	8	27	8	35	1.0-3	.	2-58	.	.	1-0
47	Akpunku, B.	8	26	7	33	7.5-39	4.0-24	.	.	.	1-0
22	Adams, Adryan	8	21	10	31	1.0-1	.	.	5	.	.
31	Penson, A.J.	8	9	16	25	0.5-1	.	.	1	.	.
99	Atkinson, S.	8	13	9	22	2.0-14	2.0-14	.	.	.	2-0
94	Gilmore, E.	8	11	10	21	5.5-26	2.5-19	.	2	2	1-0
45	Phillips, J.	8	11	8	19	0.5-1	.	1-13	1	.	.
48	Obi, K.C.	8	10	6	16	4.0-13
92	Ross, Draylen	8	5	10	15	0.5-3	0.5-3	.	1	.	.
23	Williams, D.	7	10	3	13	.	.	.	1	.	.
96	Cantly, Tevinn	8	2	9	11
52	Owusu-Hemeng, S	7	7	3	10	3.0-18	1.0-9	.	.	3	.
91	Jackson, Kelvin	7	4	5	9	1.0-2	.	.	1	.	.
2	Hamilton, J.	7	6	.	6
27	Gordon, Robby	7	3	3	6
53	Prior, Daniel	6	4	2	6
18	Shorter, John	8	5	.	5
35	Bush, Antoine	3	3	1	4	.	.	.	1	.	.
84	Brown, Greg	8	4	.	4
24	Mathis, Jeremi	8	1	2	3
63	White, Kyle	2	.	3	3
54	Deheck, Robbie	8	1	2	3
83	Seidle, Bryant	8	1	2	3
80	Dickerson, K.	6	3	.	3
32	Mosley, Micah	8	1	1	2
95	DeSoto, Jessie	5	1	1	2
26	Montgomery, C.	6	.	2	2
34	Neal, Chris	6	2	.	2
5	Dunbar, Lance	8	1	1	2
64	Gill, Victor	6	1	.	1
6	Tune, Nathan	6	1	.	1
4	Lott, Alex	8	1	.	1
11	Dodge, Riley	6	1	.	1
86	Davidson, C.	8	.	1	1
Total		8	385	208	593	38-143	11-71	3-71	22	6	8-31
Opponents		8	379	201	580	45-157	5-36	9-217	22	7	9-10



NORTH TEXAS RED-ZONE RESULTS

North Texas Inside Opponent Red-Zone

Date	Opponent	Score	Times		Total Pts	TDs	Rush TDs	Pass TDs	FGs Made	Failed to score inside RZ					
			In RZ	Scored						FGA	Down	Int	Fumb	Half	Game
Sep 03, 2009	at Ball State Cardinals	W 20-10	6	4	20	2	1	1	2	0	0	1	0	1	0
Sep 12, 2009	OHIO	L 30-31	7	6	30	3	2	1	3	0	0	0	1	0	0
Sep 19, 2009	at Alabama	L 7-53	0	0	0	0	0	0	0	0	0	0	0	0	0
Sep 26, 2009	MIDDLE TENNESSEE	L 21-37	4	2	14	2	2	0	0	1	0	0	1	0	0
Oct 10, 2009	at Louisiana	L 34-38	4	4	24	3	3	0	1	0	0	0	0	0	0
Oct 17, 2009	FLORIDA ATLANTIC	L 40-44	4	4	27	4	3	1	0	0	0	0	0	0	0
Oct 24, 2009	at TROY	L 26-50	2	2	14	2	1	1	0	0	0	0	0	0	0
Oct 31, 2009	WESTERN KENTUCKY	W 68-49	9	8	52	7	4	3	1	0	0	0	0	1	0
Totals			36	30	181	23	16	7	7	1	0	1	2	2	0
30 of 36 (83.3%)															

Opponents Inside North Texas Red-Zone

Date	Opponent	Score	Times		Total Pts	TDs	Rush TDs	Pass TDs	FGs Made	Failed to score inside RZ					
			In RZ	Scored						FGA	Down	Int	Fumb	Half	Game
Sep 03, 2009	at Ball State Cardinals	W 20-10	3	1	3	0	0	0	1	1	0	1	0	0	0
Sep 12, 2009	OHIO	L 30-31	2	2	11	1	0	1	1	0	0	0	0	0	0
Sep 19, 2009	at Alabama	L 7-53	7	7	40	5	5	0	2	0	0	0	0	0	0
Sep 26, 2009	MIDDLE TENNESSEE	L 21-37	4	4	20	2	2	0	2	0	0	0	0	0	0
Oct 10, 2009	at Louisiana	L 34-38	2	2	14	2	1	1	0	0	0	0	0	0	0
Oct 17, 2009	FLORIDA ATLANTIC	L 40-44	6	6	38	5	3	2	1	0	0	0	0	0	0
Oct 24, 2009	at TROY	L 26-50	7	6	38	5	5	0	1	0	0	0	1	0	0
Oct 31, 2009	WESTERN KENTUCKY	W 68-49	5	5	35	5	3	2	0	0	0	0	0	0	0
Totals			36	33	199	25	19	6	8	1	0	1	1	0	0
33 of 36 (91.7%)															



NORTH TEXAS GAME SUPERLATIVES

Individual Game Highs

Rushes	32	Dunbar, Lance at Louisiana (Oct 10, 2009)
Yards Rushing	238	Dunbar, Lance vs Florida Atlantic (Oct 17, 2009)
TD Rushes	4	Dunbar, Lance at Louisiana (Oct 10, 2009)
Long Rush	71	Dunbar, Lance vs Western Kentucky (Oct 31, 2009)
Pass attempts	54	Dodge, Riley vs Middle Tennessee (Sep 26, 2009)
Pass completions	35	Dodge, Riley vs Middle Tennessee (Sep 26, 2009)
Yards Passing	313	Dodge, Riley vs Middle Tennessee (Sep 26, 2009)
TD Passes	4	Dodge, Riley vs Western Kentucky (Oct 31, 2009)
Long Pass	69	Dodge, Riley vs Florida Atlantic (Oct 17, 2009)
Receptions	11	Jackson, Jamaal vs Middle Tennessee (Sep 26, 2009)
Yards Receiving	112	Outlaw, Michael at TROY (Oct 24, 2009)
TD Receptions	2	Jackson, Jamaal vs Western Kentucky (Oct 31, 2009)
	2	Carey, Darius vs Western Kentucky (Oct 31, 2009)
Long Reception	69	Jackson, Jamaal vs Florida Atlantic (Oct 17, 2009)
Field Goals	3	Knott, Jeremy vs OHIO (Sep 12, 2009)
Long Field Goal	41	Knott, Jeremy at Louisiana (Oct 10, 2009)
Punts	9	Atterberry, W. at Alabama (Sep 19, 2009)
Punting Avg	52.0	Atterberry, W. vs Florida Atlantic (Oct 17, 2009)
Long Punt	59	Atterberry, W. vs Florida Atlantic (Oct 17, 2009)
Long Punt Return	2	Hill, Royce vs OHIO (Sep 12, 2009)
Long Kickoff Return	73	Hill, Royce vs Middle Tennessee (Sep 26, 2009)
Tackles	15	Nwigwe, Tobe vs OHIO (Sep 12, 2009)
Sacks	2.0	Akpunku, B. vs OHIO (Sep 12, 2009)
	2.0	Atkinson, S. vs OHIO (Sep 12, 2009)
Tackles For Loss	3.0	Akpunku, B. vs OHIO (Sep 12, 2009)
	3.0	Akpunku, B. vs Middle Tennessee (Sep 26, 2009)
Interceptions	1	Hill, Royce at Ball State Cardinals (Sep 03, 2009)
	1	Hill, Royce vs OHIO (Sep 12, 2009)
	1	Phillips, J. vs Western Kentucky (Oct 31, 2009)

Team Game Highs

Rushes	51	at Ball State Cardinals (Sep 03, 2009)
Yards Rushing	321	vs Western Kentucky (Oct 31, 2009)
Yards Per Rush	7.5	vs Florida Atlantic (Oct 17, 2009)
TD Rushes	5	vs Western Kentucky (Oct 31, 2009)
Pass attempts	54	vs Middle Tennessee (Sep 26, 2009)
Pass completions	35	vs Middle Tennessee (Sep 26, 2009)
Yards Passing	313	vs Middle Tennessee (Sep 26, 2009)
Yards Per Pass	10.2	vs Florida Atlantic (Oct 17, 2009)
TD Passes	4	vs Western Kentucky (Oct 31, 2009)
Total Plays	84	at Ball State Cardinals (Sep 03, 2009)
Total Offense	583	vs Western Kentucky (Oct 31, 2009)
Yards Per Play	8.6	vs Florida Atlantic (Oct 17, 2009)
Points	68	vs Western Kentucky (Oct 31, 2009)
Sacks By	5	vs OHIO (Sep 12, 2009)
First Downs	31	vs Western Kentucky (Oct 31, 2009)
Penalties	11	at Louisiana (Oct 10, 2009)
Penalty Yards	84	at Louisiana (Oct 10, 2009)
	84	vs Western Kentucky (Oct 31, 2009)
Turnovers	5	vs Middle Tennessee (Sep 26, 2009)
Interceptions By	1	at Ball State Cardinals (Sep 03, 2009)
	1	vs OHIO (Sep 12, 2009)
	1	vs Western Kentucky (Oct 31, 2009)



OPPONENT GAME SUPERLATIVES

Opponent Individual Game Highs

Rushes	29	Morris, Alfred, vs Florida Atlantic (Oct 17, 2009)
Yards Rushing	147	Morris, Alfred, vs Florida Atlantic (Oct 17, 2009)
TD Rushes	2	Terry Grant, at Alabama (Sep 19, 2009)
	2	Dasher, Dwight, vs Middle Tennessee (Sep 26, 2009)
	2	Morris, Alfred, vs Florida Atlantic (Oct 17, 2009)
	2	Harris, DuJuan, at TROY (Oct 24, 2009)
	2	Rainey, Bobby, vs Western Kentucky (Oct 31, 2009)
	2	Booker, Marell, vs Western Kentucky (Oct 31, 2009)
Long Rush	61	Booker, Marell, vs Western Kentucky (Oct 31, 2009)
Pass attempts	44	Brown, Levi, at TROY (Oct 24, 2009)
Pass completions	27	Brown, Levi, at TROY (Oct 24, 2009)
Yards Passing	469	Brown, Levi, at TROY (Oct 24, 2009)
TD Passes	3	Smith, Rusty, vs Florida Atlantic (Oct 17, 2009)
Long Pass	58	Brown, Levi, at TROY (Oct 24, 2009)
Receptions	9	Gaebler, Jake, vs Western Kentucky (Oct 31, 2009)
Yards Receiving	134	Bonner, Chris, vs Florida Atlantic (Oct 17, 2009)
TD Receptions	1	DUNLOP, Riley, vs OHIO (Sep 12, 2009)
	1	PRICE, Taylor, vs OHIO (Sep 12, 2009)
	1	Marquis Maze, at Alabama (Sep 19, 2009)
	1	Mark Ingram, at Alabama (Sep 19, 2009)
	1	Gee, Desmond, vs Middle Tennessee (Sep 26, 2009)
	1	Cunningham, B., vs Middle Tennessee (Sep 26, 2009)
	1	Miller, Marlin, at Louisiana (Oct 10, 2009)
	1	Jean, Lester, vs Florida Atlantic (Oct 17, 2009)
	1	Bonner, Chris, vs Florida Atlantic (Oct 17, 2009)
	1	Harmon, Jason, vs Florida Atlantic (Oct 17, 2009)
	1	Gill, Tebrius, at TROY (Oct 24, 2009)
	1	Vasquez, Marcus, vs Western Kentucky (Oct 31, 2009)
	1	Doyle, Jack, vs Western Kentucky (Oct 31, 2009)
Long Reception	58	Williams, C., at TROY (Oct 24, 2009)
Field Goals	3	WELLER, Matt, vs OHIO (Sep 12, 2009)
	3	Gendreau, Alan, vs Middle Tennessee (Sep 26, 2009)
Long Field Goal	48	Gendreau, Alan, vs Middle Tennessee (Sep 26, 2009)
Punts	10	DeFatta, David, vs Middle Tennessee (Sep 26, 2009)
Punting Avg	49.0	P J. Fitzgerald, at Alabama (Sep 19, 2009)
Long Punt	63	KOVANDA, Scott, at Ball State Cardinals (Sep 03, 2009)
Long Punt Return	36	Javier Arenas, at Alabama (Sep 19, 2009)

Opponent Team Game Highs

Rushes	32	Dunbar, Lance at Louisiana (Oct 10, 2009)
Yards Rushing	238	Dunbar, Lance vs Florida Atlantic (Oct 17, 2009)
TD Rushes	4	Dunbar, Lance at Louisiana (Oct 10, 2009)
Long Rush	71	Dunbar, Lance vs Western Kentucky (Oct 31, 2009)
Pass attempts	54	Dodge, Riley vs Middle Tennessee (Sep 26, 2009)
Pass completions	35	Dodge, Riley vs Middle Tennessee (Sep 26, 2009)
Yards Passing	313	Dodge, Riley vs Middle Tennessee (Sep 26, 2009)
TD Passes	4	Dodge, Riley vs Western Kentucky (Oct 31, 2009)
Long Pass	69	Dodge, Riley vs Florida Atlantic (Oct 17, 2009)
Receptions	11	Jackson, Jamaal vs Middle Tennessee (Sep 26, 2009)
Yards Receiving	112	Outlaw, Michael at TROY (Oct 24, 2009)
TD Receptions	2	Jackson, Jamaal vs Western Kentucky (Oct 31, 2009)
	2	Carey, Darius vs Western Kentucky (Oct 31, 2009)
Long Reception	69	Jackson, Jamaal vs Florida Atlantic (Oct 17, 2009)
Field Goals	3	Knott, Jeremy vs OHIO (Sep 12, 2009)
Long Field Goal	41	Knott, Jeremy at Louisiana (Oct 10, 2009)
Punts	9	Atterberry, W. at Alabama (Sep 19, 2009)
Punting Avg	52.0	Atterberry, W. vs Florida Atlantic (Oct 17, 2009)
Long Punt	59	Atterberry, W. vs Florida Atlantic (Oct 17, 2009)
Long Punt Return	2	Hill, Royce vs OHIO (Sep 12, 2009)
Long Kickoff Return	73	Hill, Royce vs Middle Tennessee (Sep 26, 2009)
Tackles	15	Nwigwe, Tobe vs OHIO (Sep 12, 2009)
Sacks	2.0	Akpunku, B. vs OHIO (Sep 12, 2009)
	2.0	Atkinson, S. vs OHIO (Sep 12, 2009)