



# MEAN GREEN™

2009 University of North Texas Football

## Quick Facts Coaches

Todd Dodge (Texas, '87)  
 North Texas Record.....4-27 (Third Year)  
 vs. Western Kentucky .....2-0  
 Overall Record.....4-27 (Third Year)  
 vs. Western Kentucky .....2-0

David Elson (Butler '94)  
 WKU Record..... 39-39 (Seventh Year)  
 vs. North Texas .....0-2  
 Overall Record.....39-39 (Seventh Year)  
 vs. North Texas .....0-2

## Series

North Texas leads the series with the  
 Western Kentucky 2-0

## Television

Sun Belt Network  
 Play-by-play ..... Todd Kalas  
 Analyst..... Derek Rackley

## Radio

Mean Green Radio Network -KWRD  
 100.7 FM (Dallas/Fort Worth) and KNTU  
 88.1 FM (Denton). George Dunham (Play-  
 by-Play) and Hank Dickenson (Color).

## Internet

The live broadcast of the game can be  
 accessed on the internet through the North  
 Texas athletic web site or the KWRD web  
 site. To access the broadcast on the internet  
 go to MeanGreenSports.com or thewordfm.  
 com.

## Athletic Media Relations

Football Contacts: Eric Capper (Coach  
 Dodge) and Steven Bartolotta (Players)

Capper Work ..... 940-565-2476  
 Cell ..... 940-367-0727  
 Email ..... eric.capper@unt.edu  
 Bartolotta Work ..... 940-369-8329  
 Cell ..... 817-300-1931  
 Email.....steven.bartolotta@unt.edu



## GAME 8



**NORTH TEXAS (1-6, 0-4) vs WESTERN KENTUCKY (0-7, 0-3)**  
**October 31, 2009 • Fouts Field (30,500)**  
**Denton, Texas • 3:15 p.m. CT • Sun Belt Network**

## THE PARTICULARS

North Texas begins a two-game homestand with a visit from Western Kentucky. The Hal-  
 loween affair will be televised on the Sun Belt Network along with ESPN Gameplan and  
 ESPN360.com. George Dunham and Hank Dickenson have the call on the Mean Green Radio  
 Network as kickoff is slated for 3:15 p.m.

## THE PRINCIPALS

North Texas and Western Kentucky enter the game on losing streaks as the Mean Green has  
 dropped six straight while the Hilltoppers are still in search of their first win of the season at  
 0-7. North Texas is coming off a road loss to Troy while Western Kentucky lost on the road  
 Middle Tennessee.

## THE SERIES

While the two teams have only met twice before, the games have come down to the last  
 minute. The Mean Green has won both meetings. The first matchup in 2007 was a one-point  
 North Texas win, 27-26 that saw the Mean Green rally from a 13-point halftime deficit. Last  
 season linebacker Tobe Nwigwe intercepted a pass on the final play of the game and returned  
 it 97 yards for a touchdown to seal a 51-40 North Texas victory.

## NEXT GAME

North Texas stays at home as they face off against ULM while Western Kentucky returns  
 home to battle Troy.

North Texas (1-6, 0-4 Sun Belt)			Western Kentucky (0-7, 0-3 Sun Belt)		
Sept. 3	at Ball State	W, 20-10	Sept. 5	at Tennessee	L, 63-7
Sept. 12	vs. Ohio	L, 31-30 2OT	Sept. 12	vs. South Florida	L, 35-13
Sept. 19	at No. 4 Alabama	L, 53-7	Sept. 19	vs. Central Arkansas	L, 28-7
Sept. 26	vs. Middle Tennessee*	L, 37-21	Sept. 26	at Navy	L, 38-22
Oct. 10	at Louisiana-Lafayette*	L, 38-34	Oct. 10	vs. Florida International*	L, 37-20
Oct. 17	vs. Florida Atlantic*	L, 44-40	Oct. 17	vs. Louisiana-Lafayette*	L, 30-22
Oct. 24	at Troy*	L, 50-26	Oct. 24	at Middle Tennessee*	L, 62-24
<b>Oct. 31</b>	<b>vs. Western Kentucky*</b>	<b>3:15 p.m.</b>	<b>Oct. 31</b>	<b>at North Texas*</b>	<b>3:15 p.m.</b>
Nov. 7	vs. ULM*	3 p.m.	Nov. 7	vs. Troy*	4 p.m.
Nov. 14	at Florida International*	6 p.m.	Nov. 14	at ULM*	3 p.m.
Nov. 21	vs. Army	3 p.m.	Nov. 28	at Florida Atlantic*	3 p.m.
Nov. 28	at Arkansas State*	2 p.m.	Dec. 3	vs. Arkansas State*	6 p.m.
*Sun Belt Conference Game			*Sun Belt Conference Game		
All Times Central			All Times Central		



# MEAN GREEN™

## North Texas Quick Facts

Location.....	Denton, Texas
Founded.....	1890
President.....	Dr. Gretchen Bataille
Enrollment.....	34,795
Founded.....	1890
Athletic Director.....	Rick Villarreal
Nickname.....	Mean Green
Colors.....	Green and White
Home Field.....	Fouts Field
Capacity.....	30,500
Surface.....	Artificial
First Year of Football.....	1913
Years of Football.....	93
Conference.....	Sun Belt
Head Coach.....	Todd Dodge (Third Year)
Overall Record.....	4-27
Record at North Texas.....	4-27
Primary Offense.....	Spread
Primary Defense.....	4-3

## Mean Green Team Record

Overall.....	466-437-34
Home.....	248-129-12
Fouts Field.....	148-78-7
Away.....	215-303-22
Neutral.....	2-5
Since Div. I-A (1995).....	57-113

## Versus Other Div. I-A Conferences

ACC.....	0-2
Big East.....	0-1
Big 12.....	7-55
Big 10.....	0-0
Conference USA.....	34-44-1
Independent.....	1-1
Mid-American.....	2-4
Mountain West.....	6-15
Pac-10.....	2-5
SEC.....	4-32
Sun Belt.....	65-59-2
WAC.....	34-75-2

## Under Todd Dodge

Overall.....	4-27
Home.....	2-11
Away.....	2-15
August.....	0-1
September.....	1-10
October.....	1-10
November.....	2-5
December.....	0-1

## Team Streaks

Wins.....	0
Home Wins.....	0
Away Wins.....	0
Sun Belt Wins.....	0
Losses.....	6
Home Losses.....	8
Away Losses.....	3
Non-Sun Belt Losses.....	2
Wins When Holding Opponents to 10 Points or Under.....	26
Wins When Scoring 30 Points or More.....	0

## Media availability for Week 8 vs. Western Kentucky

Monday 26	Tuesday 27	Wednesday 28	Thursday 29	Friday 30	Saturday 31	Sunday 1
Sun Belt Teleconference - Coach Dodge at 11:08 a.m.	Practice at Athletic Center 3:15 p.m.	Practice at Athletic Center 3:15 p.m.	Practice at Athletic Center 3:15 p.m.	Team walk-through	Kick-off with Western Kentucky, 3:19 p.m.	Off Day
Coach Dodge Radio Show 12-1 p.m.	<b>Only day for player availability after practice</b>	Coach Dodge available for out of town meeting on the phone.	No player availability	No player availability		No player availability
Notes Package Released		No player availability				
Practice 6:35 at Fouts Field						
No player availability						

## A CLOSER LOOK AT WESTERN KENTUCKY

**Head Coach David Elson** – In his 14th season with the program overall, Elson is in his seventh season as the head coach. Elson guided the WKU program through the transition phase and into the FBS full-time starting this season. Elson took over the program in March of 2003 and had guided the Hilltoppers to a winning season in five of his six seasons.

**The Matchup** – The game features two teams looking to breakout of slumps on the defensive side of the ball. North Texas one of the hottest running backs in the league in Lance Dunbar as he is 18th in the nation at 104.8 yards a game. Dunbar continues to rank third in the country in scoring after three more touchdowns at Troy. The North Texas rushing offense is 33rd in the country while the Western Kentucky rushing defense is 119th overall. The Hilltoppers defense overall ranks last in the country while the offense is only 113th. The North Texas defense has fallen to 111 in total defense. Success for the Hilltoppers this season has come on the ground as they rank 54 in the nation in rushing offense. Western Kentucky has allowed at least 28 points in all seven games this season. The Mean Green has scored over 20 points in five of its seven games this season. Receiver Michael Outlaw is coming off his most productive game with 112 yards against Troy. The North Texas kickoff return game continues to lead the Sun Belt Conference in returns at just over 23 yards a return.

## GENERAL INFORMATION

**Location:** Bowling Green, Kentucky  
**Enrollment:** 19,761  
**President:** Dr. Gary Ransdell  
**Athletic Director:** Dr. Camden Wood Selig  
**Founded:** 1906  
**Nickname:** Hilltoppers  
**Colors:** Red and White

## FOOTBALL STAFF

**Head Coach:** David Elson (Butler)  
**Record at WKU:** 39-39 (Seventh Year)  
**Overall Record:** 39-39 (Seventh Year)  
**Assistant Coaches:**  
 Kurt Barber (Outside Linebackers)  
 Scott Booker (Defensive Backs)  
 Mike Chism (Tight Ends)  
 Bob Cole (Quarterbacks)  
 Mike Dietzel (Defensive Coordinator)  
 Stuart Holt (Special Teams/Running Backs)  
 Eric Mathies (Defensive Line)  
 T.J. Weist (Assistant HC/Wide Receivers)  
 Walter Wells (Offensive Coordinator/OL)

## TEAM INFORMATION

**2009 Record:** 0-7, 0-3 Sun Belt  
**Offensive System:** Spread  
**Defensive System:** 3-4

## SPORTS INFORMATION

**SID:** Chris Glowacki  
**Office phone:** 270-745-5388  
**Cell:** 270-791-8499  
**Email:** chris.glowacki@wku.edu  
**Web Site:** www.wkusports.com

## THE SERIES - GAME-BY-GAME

**Series Record:** North Texas leads 2-0  
**At Bowling Green:** North Texas leads 1-0  
**At Denton:** North Texas leads 1-0  
**First game:** November 24, 2007  
**Last game:** November 1, 2008



## **Media Information Post-Game Interviews**

The North Texas locker room is closed to all members of the media. Head coach Todd Dodge and requested players will be available for interviews following a brief cooling off period. Postgame interviews at Fouts Field will be held in the media interview room below the east stands.

## **Credentials For Media**

Those wishing to cover North Texas must contact Eric Capper or Steven Bartolotta for credentials for home and away games. Seating is very limited at Fouts Field and requests for North Texas home games need to be made at least one week prior to the contest.

## **Media Availability for Players**

All player interviews will be conducted following the teams practice on Tuesday afternoon at the Athletic Center. Requests for players should be made in advance through the sports information office. No interviews will be granted on Monday or Wednesday post practice. Special exemptions may be granted to those media wishing to interview a specific student-athlete before practice at the discretion of the media relations office.

## **Sun Belt Teleconference**

The Sun Belt Conference will conduct a weekly teleconference with each of the eight head coaches each Monday throughout the season. Coach Dodge will be on the call from 11:08-11:14 a.m. each week.

## **Post-Practice**

Dodge will be available to media immediately following Tuesday's practice at the Darrell Dickey Practice Facility. Requests should be made in advance of practice to the media relations office.

## **Out of Town Media**

Dodge and his assistant coaches are also available by request to out-of-town media Monday through Wednesday from 11 a.m.-12 noon. Contact the media relations office to arrange these requests.

## **Practice Coverage**

Media has limited access to North Texas football practice. Viewing is available outside the fence of the practice facility. Video and still photography can be shot during the first 30 minutes of practice. Players and coaches are available for interviews following practice on Tuesday. All requests for interviews must be made in advance through the athletic media relations office.

## **Quick Hitters on This Week's Matchup**

North Texas will be facing a Western Kentucky team that ranks last in the Sun Belt Conference and 112th in the nation in scoring offense, averaging 16.4 points per game. It will be a good test for a Mean Green defense that has allowed 42.1 points in its six losses... North Texas ranks second in the league and 33rd in the nation in rushing offense with an average of 180.3 yards per game while the Western Kentucky defense is last in the Sun Belt and 119th nationally in rushing defense, allowing an average of 266.3 yards per game... Western Kentucky ranks last in the nation in total defense allowing 509.1 yards per game. Last year North Texas went into the game with Western Kentucky ranked 118th in total defense, allowing 487.2 yards per game.

## **Sophomores on Display**

This week's game will feature a pair of sophomore running backs who are having outstanding years. Western Kentucky's Bobby Rainey and North Texas' Lance Dunbar rank first and second respectively in all-purpose yards in the Sun Belt Conference. Rainey is averaging 146.7 yards per game which includes 446 rushing yards and 550 kick return yards. Dunbar is close behind with an average of 142.3 yards per game, including 734 rushing and 205 receiving. Dunbar leads the league in scoring and ranks second in rushing. Rainey is second in kick return average and sixth in rushing.

## **Prepare for Second Quarter Fireworks**

North Texas and Western Kentucky have both struggled defensively in the second quarter this season. Both teams have allowed more points in the second quarter than any other quarter, with the Hilltoppers giving up 104 and the Mean Green giving up 103. Western Kentucky has also scored more points in the second quarter than any other quarter with 45 while North Texas' best offensive quarter has been the third with 58 points. The last two games, North Texas has been outscored 47-13 in the second quarter, giving up 30 to Florida Atlantic and 17 to Troy.

## **Long Scoring Plays**

In the last three weeks, North Texas has been able to break some long scoring plays, including a 69-yard touchdown run and a 60-yard touchdown pass last week against Troy. There has been a total of six touchdown plays of longer than 30 yards and four of longer than 50 yards this year, and the five longest have come in the last three games. Sophomore running back Lance Dunbar is responsible for four of the six long touchdown plays while junior wide receiver Jamaal Jackson is responsible for the other two. In comparison, in all 12 games last year, North Texas had only five touchdown plays of longer than 30 yards and only one that carried more than 50 yards.

## **Turnover Tales**

Western Kentucky and North Texas both rank dead last in the Sun Belt Conference in turnover margin with both teams entering the game with a -9 margin. Western Kentucky has committed 19 turnovers and gained 10 while North Texas has lost 18 and gained nine. North Texas actually had a +1 turnover margin last week against Troy after having committed 11 and gaining just one in the previous three games.

## **Giving Up Big Plays**

The North Texas defense was unable to stop the big play last week against Troy. Coming into the Troy game, the Mean Green defense had allowed a total of 26 plays of 20 yards or more for an average of 4.3 per game. Against the Trojans the North Texas defense surrendered 11 plays of 20 yards or more, nine pass plays and two running plays. The most big plays North Texas had given up in a game this season prior to Troy was seven against No. 2 Alabama.

## **Quick Scoring Drives**

Going hand-in-hand with big plays, the North Texas defense has allowed a lot of very quick touchdown drives this season. Of the 28 touchdown drives against the North Texas defense, 11 have come in two minutes or less of game clock. The average touchdown drive by North Texas opponents this year has taken exactly 2:46 of game clock. Last week, Troy had six touchdown drives that averaged 2:25 in length, including three that were under two minutes.



## Updated Bios At MeanGreenSports.com

Throughout the season bios of selected offensive and defensive players will be updated and available at [www.meangreensports.com](http://www.meangreensports.com). Along with the updated bios the North Texas virtual guide can be accessed on the website that has complete bios on all the players and coaches.

### North Texas Career Starts

(minimum of 10 games)

Antoine Bush, Sr., DB.....	31
Esteban Santiago, Jr. OL.....	29
Tobe Nwigwe, Sr., LB.....	27
Craig Robertson, Jr., LB.....	24
Tyler Bailey, Sr., OL.....	20
Kelvin Drake, Jr., OL.....	19
J.J. Johnson, So., OL.....	19
Kylie Hill, Sr., LB.....	19
Victor Gill, Jr., OL.....	17
Royce Hill, So., DB.....	14
A.J. Penson, Jr., LB.....	13
D. Williams, So., DB.....	11
Adyran Adams, Sr. DB.....	11
Gabe Hollivay, Sr., OL.....	10

### North Texas Consecutive Starts

Esteban Santiago, So. OL.....	29
Craig Robertson, So., LB.....	24
J.J. Johnson, So., OL.....	19
Kylie Hill, Sr., LB.....	19
Royce Hill, So. DB.....	14

### North Texas Milestone Victories

- 1 vs. Burlleson College 25-0, 1914
- 100 vs. Abilene Christian 18-7, 10/9/1936**
- 150 vs. Sam Houston 27-0, 10/25/1947
- 200 vs. Midwestern 40-13, 10/22/1955**
- 250 vs. Southern Ill. 14-13, 10/31/1964
- 300 vs. Houston 28-0, 10/11/1975**
- 350 vs. UL-Monroe 27-7, 11/5/1983
- 400 vs. SW Texas 35-28, 10/9/1993**
- 450 vs. Middle Tenn. 30-21, 10/2/2004**

### *Bold - Home Games*

### Fouts Field Milestone Victories

- 1 vs. North Dakota 55-0, 9/27/52
- 100 vs. Abilene Christian 26-3, 10/3/1987
- 150 vs. Idaho 51-29, 11/13/2004

### Pronunciation Guide

Brandon Akpunku.....	AK-punk-COO
LaChris Anyiam	AN-YEE-um
Tobe Nwigwe.....	Nuh-whig-way
Troy Kokjohn.....	Coke-John
Matthew Menard....	Men-NARD
K.C. Obi.....	Oh-BE
Sam Owusu-Hemeng..	AH-WA-Sue-Heming
Casey Schutza.....	ShooTZ-Uh
Bryant Seidle.....	Sigh-dull

## Getting First Half Stops

In the last five games, the North Texas defense has struggled getting stops in the first half. The Mean Green has only forced eight punts in the first half over the last five games after forcing seven punts in the first half during the first two games. In comparison, North Texas has forced 14 punts in the second half over the past five games.

## Avoiding Three-and-Out

The Mean Green offense has been doing better at avoiding three-and-out situations the last few games after struggling to sustain drives earlier in the year. In the first four games, the Mean Green had 17 three-and-out possessions for an average of 4.3 per game. In the last three games, the offense has had just five for an average of 1.7 per game. North Texas didn't have any three-and-out series' against Florida Atlantic and had a season-high seven against Alabama.

## Outgaining Opponents

Despite a 1-6 record, North Texas has outgained four of its seven opponents in total offense. In games against Ball State (512-309), Ohio (301-232), Middle Tennessee (470-456) and Louisiana-Lafayette (444-295) the Mean Green has averaged 431 yards of offense while the opponents have averaged 323 for a difference of 108 yard per game. Since Dodge took over at North Texas in 2007, North Texas is 2-11 when outgaining its opponent in total offense. Last season North Texas lost the only two games when it outgained its opponents (Florida International and Louisiana-Monroe).

## Holding Leads

In three of its six losses this year, North Texas has been unable to protect a double-digit lead. The Mean Green was up 17-6 over Ohio in the third quarter before the Bobcats scored two unanswered touchdowns to take a 20-17 fourth-quarter lead in a game Ohio eventually won in double overtime. Against Louisiana-Lafayette, North Texas led 34-24 early in the fourth quarter but was outscored 14-0 in the last 9:30 of the game to lose 38-34. Lastly, against Florida Atlantic, North Texas held its largest lead of the season when it was up 13-0, but the Mean Green allowed 30 second-quarter points and had to battle back in the second half. North Texas eventually took a 40-37 lead in the fourth quarter, but couldn't stop the Owls late and lost 44-40.

## Damaging Turnovers

Turnovers have made a huge difference in the end result of three games for North Texas this season. In losses to Ohio, Louisiana-Lafayette and Florida Atlantic the Mean Green combined to commit 10 turnovers, while only gaining four. Those three opponents scored on seven of the 10 possessions that resulted from a North Texas turnover. Also in those two games, North Texas threw an interception that was returned for a touchdown – one by Nathan Tune against Ohio and one by Riley Dodge against Louisiana-Lafayette. Below is a look at the opponent points off turnovers in those three games:

Opponent	NT Turnovers	Opp. Points Off Turnovers	Difference in Final Score
Ohio	4	13	1
Louisiana-Lafayette	4	10	4
Florida Atlantic	2	10	4

## More Costly Mistakes

In addition to turnovers by the offense, North Texas has made mistakes on special teams and defense that have been costly to the team's success. Against Louisiana-Lafayette, North Texas had a blocked punt returned for a touchdown and had three Ragin' Cajun fourth-down conversion attempts kept alive by penalties – all three of which resulted in touchdowns. In an overtime loss to Ohio the Mean Green defense allowed a touchdown on 4th-and-Goal from the 15-yard line and also roughed the passer to set up the Bobcats winning two-point conversion from the 1-yard line. In a comeback effort against Middle Tennessee, North Texas had a field goal attempt blocked in the first quarter and then trailed by nine points and needed a fourth quarter stop when it committed an unsportsmanlike penalty that kept a drive alive and allowed Middle Tennessee to score on the next play to seal the victory. Against Florida Atlantic, North Texas missed two PAT attempts and kicked three kickoffs out-of-bounds.





# MEAN GREEN

## 2009 Sun Belt Standings

Team	Conference	Overall
Troy	4 0 1.000	5 2
ULM	3 0 1.000	4 3
Louisiana-Lafayette	2 1 .667	4 3
Middle Tennessee	2 1 .667	4 3
Florida Atlantic	2 1 .667	2 4
Arkansas State	1 2 .333	2 4
Florida International	1 3 .250	1 6
Western Kentucky	0 3 .000	0 7
<b>North Texas</b>	<b>0 4 .000</b>	<b>1 6</b>

## This Week in the Sun Belt

October 31

Louisiana-Lafayette at FIU	11 a.m.
Middle Tennessee at Florida Atlantic	3 p.m.
<b>WKU at North Texas</b>	3:15 p.m.
Arkansas State at Louisville	3:30 p.m.
ULM at Troy	6 p.m.

*All Times Central*



## Quickie Stats

### Mean Green's Record When:

Leading at the half .....	1-3
Trailing at the half .....	0-2
Tied at the half .....	0-1
Leading after three quarters .....	1-2
Trailing after three quarters .....	0-4
Tied after three quarters .....	0-0
Scoring first .....	1-4
Opponent scores first .....	0-2
Running more plays than opponent .....	1-1
Opponent runs more plays .....	0-4
Same number of plays .....	0-1
Committing more turnovers .....	0-4
Committing less turnovers .....	0-2
Turnovers are even .....	1-0
Committing at least two turnovers .....	1-4
Winning time of possession .....	1-2
Opponent wins time of possession .....	0-4
Running 70 or more off. plays .....	1-3
Running less than 70 off. plays .....	0-3
Rushing for 150 yards or more .....	1-3
Rushing for less than 150 yards .....	0-3
Passing for 200 yards or more .....	1-4
Passing for less than 200 yards .....	0-2
Passing % is over 55% .....	1-6
Passing % is less than 55% .....	0-0
Third down conv. is over 40% .....	1-4
Third down conv. is less than 40% .....	0-2
Gaining more total yards than opp. ....	1-3
Gaining less total yards than opp. ....	0-3
Playing at home .....	0-3
Playing on the road .....	1-3
Playing on natural grass .....	0-1
Playing on artificial surface .....	1-5

## No Sack Attack

The North Texas offensive line has done a tremendous job protecting the quarterback, allowing just four sacks in seven games. The Mean Green ranks second in the nation with an average just .5 sacks allowed per game. When you look at the ratio of sacks allowed per pass attempt, North Texas is also second in the nation behind only Arizona. Below is a look at the national leaders in sacks allowed per pass attempt:

Team	Pass Att.	Sacks Allowed	Pct.
Arizona	258	4	.0155
North Texas	240	4	.0167
Iowa State	232	4	.0172

## Red Zone Defense

The North Texas defense will be trying to improve its red zone defense this week. The Mean Green has allowed 28 scores on 31 possessions inside the red zone by opponents for a success rate of 90 percent, which ranks 105th nationally. The last six opponents have scored 27 of the 28 times inside the red zone, including Troy which was 6-of-7 last week. Even more concerning is the number of touchdowns allowed from inside the 20-yard line. Of the 28 red zone scores by opponents, 20 have been touchdowns.

## Fourth Down Unfriendly

Converting fourth downs has been a bugaboo for the North Texas offense this year. The Mean Green has only successfully converted 1-of-8 fourth down attempts and was 0-for-1 last week against Troy. The one successful conversion came on a 15-yard run by Lance Dunbar on 4th-and-1 against Louisiana-Lafayette on a drive that was capped by a touchdown. Of the other seven fourth down conversion attempts, four have been unsuccessful rushing plays and three have been unsuccessful passing plays. On six of the eight fourth down plays, the North Texas offense had no gain or was thrown for a loss and on the other unsuccessful attempt it gained one yard.

## Big Plays Coming from Youngsters

In seven games, North Texas has 32 plays that have covered 25 yards or more, including seven rushing plays, 12 passing plays, 12 kick returns and one interception return. Of those 32 plays, 19 have come from freshmen and sophomores and only one has come from a senior (running back Cam Montgomery). Sophomore running back Lance Dunbar leads the way with nine plays of more than 25 yards, including six runs and three pass receptions.

## Balanced Attack

Mean Green head coach Todd Dodge has always said that his offense has a better chance at being successful if it is balanced between rushing and passing production. After seven games, North Texas has 1,262 yards rushing and 1,563 yards passing which is a 45 to 55 percent balance. Last season, rushing accounted for 35 percent of the total offense while passing accounted for 65 percent.

## A New Home For The Mean Green

North Texas has called Fouts Field home since 1952, but those days are nearing an end. In 2011 the Mean Green will move into a new stadium located on-campus. Construction is set to begin on the stadium in January of 2010 and the stadium will have a capacity of 30,000 with the ability for future expansion to raise the total to 50,000. North Texas partnered with HKS to build the stadium - the same company that designed the American Airlines Center in Dallas and the new Cowboys Stadium in Arlington, Texas.



## Big Guys With Experience

While the Mean Green battled inexperience and youth in 2008, the 2009 North Texas offensive line is about as battle tested as you could want. The starting five have combined for a total of 104 career starts. The good thing about the group of Santiago (29 career starts), Bailey (20 career starts), Johnson (19 career starts), Drake (19 career starts), and Gill (17 career starts) is that only one is a senior (Bailey). In fact of the 10 offensive linemen in the two deep, only two are seniors, while four are juniors, three are sophomores and there is one freshman.



## Sun Belt Team Stat Leaders

### TOTAL OFFENSE

1. Troy.....	459.7
2. Florida Atlantic.....	448.3
3. Middle Tennessee.....	411.0
<b>4. North Texas.....</b>	<b>403.6</b>
5. ULM.....	392.0
6. Louisiana-Lafayette.....	345.0
7. Arkansas State.....	344.0
8. Florida International.....	321.3
9. Western Kentucky.....	289.6

### PASS OFFENSE

1. Troy.....	312.7
2. Florida Atlantic.....	289.2
3. Middle Tennessee.....	281.0
4. Florida International.....	243.6
<b>5. North Texas.....</b>	<b>223.3</b>
6. ULM.....	209.6
7. Louisiana-Lafayette.....	189.7
8. Arkansas State.....	184.7
9. Western Kentucky.....	137.0

### RUSH OFFENSE

1. ULM.....	182.4
<b>2. North Texas.....</b>	<b>180.3</b>
3. Arkansas State.....	159.3
4. Florida Atlantic.....	159.2
5. Louisiana-Lafayette.....	155.3
6. Western Kentucky.....	152.6
7. Troy.....	147.0
8. Middle Tennessee.....	130.0
9. Florida International.....	77.7

### TOTAL DEFENSE

1. Arkansas State.....	331.2
2. ULM.....	352.1
3. Middle Tennessee.....	362.0
4. Troy.....	384.9
5. Louisiana-Lafayette.....	413.7
<b>6. North Texas.....</b>	<b>434.3</b>
7. Florida Atlantic.....	446.5
8. Florida International.....	489.9
9. Western Kentucky.....	509.1

### PASS DEFENSE

1. Middle Tennessee.....	187.4
2. Florida Atlantic.....	224.2
3. Louisiana-Lafayette.....	233.4
4. Arkansas State.....	234.5
5. Western Kentucky.....	242.9
6. ULM.....	245.7
7. Florida International.....	250.6
<b>8. North Texas.....</b>	<b>251.9</b>
9. Troy.....	261.7

### RUSH DEFENSE

1. Arkansas State.....	96.7
2. ULM.....	106.4
3. Troy.....	123.1
4. Middle Tennessee.....	164.6
5. Louisiana-Lafayette.....	180.3
<b>6. North Texas.....</b>	<b>182.4</b>
7. Florida Atlantic.....	222.3
8. Florida International.....	239.3
9. Western Kentucky.....	266.3

## A Good Distributor

One of the areas that Coach Todd Dodge has emphasized this year is getting the ball in the hands of as many different people as possible. The last two seasons, wide receiver Casey Fitzgerald led the nation in receptions with over 110 each year. This year Dodge would like those receptions to be divided between two or even three receivers. So far, the plan is working, with three different wide receivers having over 25 catches. Last season after seven games, only one receiver (Fitzgerald) had more than 25 catches. In all, 13 different receivers have made at least one catch for the Mean Green this season.

## Going For A Three-Peat

Todd Dodge has helped the Mean Green to back-to-back years with over 4,000 yards of total offense. It is only the third time in school history that North Texas had consecutive years with over 4,000 yards of total offense. The 4,356 yards of offense in 2008 is the fifth-highest total in school history. The Mean Green has never had three straight seasons of 4,000 or more yards of total offense before. North Texas is also going after its second 3,000-yard passing season in the last three years which has never happened before in school history. At the current pace, the Mean Green is on schedule for 4,836 yards of total offense and 2,676 yards passing.

## Coaches Up/Coaches Down

North Texas will put three assistant coaches in the press box during games and will have six assistants along with head coach Todd Dodge on the sideline. In the press box will be offensive coordinator Todd Ford, along with defensive coordinator Gary DeLoach. Cornerbacks coach Carlton Buckels and safeties coach Chuck Peterson will join DeLoach in the press box. Linebackers coach David Rausch and defensive line coach Mike Nelson will be on the sidelines. Wide Receiver coach Clayton George and offensive line coach Spencer Leftwich will be on the sidelines along with special teams/running backs coach Shelton Gandy. Graduate assistant coaches Brian Morgan and Kevin Barbay will also be in the press box.

## Well Represented in the NFL

North Texas has had more players drafted to play professional football than any other team in the Sun Belt Conference. Since the first NFL draft in 1936, North Texas has had 77 players drafted, including seven players picked in the first round. Arkansas State is second among Sun Belt Schools which have had players drafted with 46. Joe Greene is the highest drafted player ever from North Texas when he was selected by the Pittsburgh Steelers with the fourth overall pick in 1969.

## Following In Footsteps

North Texas head coach Todd Dodge is one of only 56 known major college head coaches who have had the rare opportunity to coach his son in college. There are only three other current sets of father-and-son duos on Football Bowl Subdivision teams, Dan and Cody Hawkins at Colorado, Ricky and Brad Bustle at Louisiana-Lafayette and Steve and Scott Spurrier at South Carolina. Todd and Riley make only the 22nd father-and-son, quarter back-and-coach tandem in FBS history.

## Lack of Senioritis

The North Texas roster has only 12 seniors for the 2009 season. Only six teams in the Football Bowl Subdivision have fewer seniors on their roster than North Texas, and only three of those teams (Boise State, Miami (OH), and Idaho) are non-BCS teams.

## Fewest Senior's In the Nation

1. Boise State	4
2. Duke	9
S. Carolina	9
4. Georgia Tech	10
5. Miami (OH)	11
<b>N. Carolina</b>	<b>11</b>
<b>7. North Texas</b>	<b>12</b>
Connecticut	12
Idaho	12

## One Overtime Not Enough

North Texas has played in just two overtime games since the NCAA introduced the format in 1996. The Mean Green is 1-1 in its two overtime games, defeating Florida International 25-22 in seven overtimes in 2006 and losing to Ohio 31-30 in two overtimes this year. The Mean Green is the only FBS team that has never had a game decided in the first overtime period.



## MEAN GREEN OFFENSIVE INDIVIDUAL NOTES

### NT vs. WKU

#### Statistical Leaders

##### RUSHING YARDS

North Texas	WKU
Lance Dunbar..... 734	Bobby Rainey.....446
Cam Montgomery 249	Brandon Smith .....196

##### PASSING YARDS

North Texas	WKU
Riley Dodge.....972	Kawaun Jakes.....749

##### RECEIVING YARDS

North Texas	WKU
Jamaal Jackson.....390	Jack Doyle.....178
Michael Outlaw.....336	Jake Gaebler.....164
Darius Carey .....242	Q. Cooper.....132
Lance Dunbar.....205	A. Sheppard.....106

##### TOTAL OFFENSE

North Texas	WKU
Riley Dodge.....1,181	Kawaun Jakes.....908
Lance Dunbar.....734	Bobby Rainey.....446

##### TACKLES

North Texas	WKU
Craig Robertson.....64	Thomas Majors .....66
Tobe Nwigwe.....57	Mark Santoro .....62
D. Cook.....50	Taurean Smith.....55

##### SACKS

North Texas	WKU
Brandon Akpunku 3.0	Erik Jones.....1.0
Shavod Atkinson...2.0	Bo Adebayo.....1.0

##### INTERCEPTIONS

North Texas	WKU
Royce Hill.....2	Tauren Smith.....1

##### PUNTING AVG.

North Texas	WKU
Will Atterberry ....40.3	Jeremy Moore .....43.6

##### FIELD GOALS

North Texas	WKU
Jeremy Knott..... 7-10	Casey Tinius..... 3-4

### Getting it Dun

Sophomore running back Lance Dunbar has exploded onto the scene since becoming the featured back when he came off the bench to replace starter Cam Montgomery in week four against Middle Tennessee. He has rushed for over 100 yards every game since that time and broke his career-high in rushing yards in three consecutive weeks. Along with becoming the regular starter at running back, he has established himself as one of the top backs in the Sun Belt Conference. Dunbar has 12 of the team's 16 rushing touchdowns and is averaging a league-best 159.2 yards per game against conference opponents. His average of 7.1 yards per carry ranks second in the NCAA among backs with at least 100 attempts behind only Ryan Matthews of Fresno State (7.3). Below is a look at Dunbar's numbers in the first three games compared to the last four games:

Category	First Three Games	Last Four Games	Season Total
Rushing Attempts (avg.)	28 (9.3)	76 (19.0)	105 (14.9)
Rushing Yards (avg.)	97 (32.3)	637 (159.3)	734 (104.9)
All Purpose Yards (avg.)	182 (60.7)	814 (203.5)	996 (142.3)
Total Touchdowns	2	12	14

### Dodging Bullets

Redshirt freshman Riley Dodge has started exactly five games as a college quarterback. While he has had his struggles this season, his numbers still stack up very well with other former Mean Green freshman quarterbacks. In five games, Dodge has a completion percentage of 64.5 and a pass efficiency rating of 115.5. Here is a look at how some other Mean Green quarterbacks did in their freshman year:

Name	Comp. %	Effic.
Riley Dodge (2009)	64.5	115.5
Scott Davis (1987)	50.4	132.5
Mitch Maher (1991)	50.6	90.9
Scott Hall (2000)	48.7	104.8
Daniel Meager (2005)	50.0	87.7
Matt Phillips (2005)	47.8	107.0
Giovanni Vizza (2007)	58.2	114.8

### Tuned Up

Backup quarterback Nathan Tune has been called into action four times this year when starter Riley Dodge has left with an injury. Tune came off the bench against Ohio and Florida Atlantic and both times brought the team back from a second-half deficit to take a lead. He started games against Alabama and Troy and had the two-best passing performances of his career. His efficiency rating of 135.0 ranks as the fourth-highest in the Sun Belt Conference and his four touchdowns is one better than starter Riley Dodge's three for the year.

### Transfer Targets

Junior college transfer wide receivers Jamaal Jackson and Michael Outlaw have made an immediate impact on the North Texas offense. Both are in the starting lineup and they rank first and second on the team in receiving yards and receptions. Jackson has a team-high 41 catches for 390 yards while Outlaw is close behind with 28 catches for 336 yards. Outlaw is averaging 12.7 yards per catch, and had a career-best seven catches for 112 yards and a touchdown against Troy.

### Money on the Line

Despite several interchanging parts, the North Texas offensive line has held up admirably this season. In all, eight different offensive linemen have played in the six games, and the unit ranks second in the nation in sacks allowed with just four.

### Learning Fast

True freshman wide receiver Darius Carey has steadily improved each week and is now a fixture in the starting lineup and a featured target of Mean Green quarterbacks. Carey is third on the team in receptions (27) and receiving yards (242). He is also working his way into the return game, having a spectacular 62-yard punt return for a touchdown that was called back against Middle Tennessee.



## MEAN GREEN DEFENSIVE/SPECIAL TEAMS INDIVIDUAL NOTES

### NT vs. WKU Stat Breakdown

	NT	WKU
<b>SCORING</b>	178	115
Points Per Game	25.4	16.4
<b>FIRST DOWNS</b>	138	115
Rushing	60	61
Passing	65	44
Penalty	13	10
<b>RUSHING YARDAGE</b>	1,262	1,068
Yards gained rushing	1,382	1,344
Yards lost rushing	120	276
Rushing Attempts	247	256
Average Per Rush	5.1	4.2
Average Per Game	180.3	152.6
TDs Rushing	16	9
<b>PASSING YARDAGE</b>	1,563	959
Att-Comp-Int	240-158-9	173-96-9
Average Per Pass	6.5	5.5
Average Per Catch	9.9	10.0
Average Per Game	223.3	137.0
TDs Passing	7	6
<b>TOTAL OFFENSE</b>	2,825	2,027
Total Plays	487	429
Average Per Play	5.8	4.7
Average Per Game	403.6	289.6
<b>KICK RET: #-YARDS</b>	37-853	50-1,053
KICK RET AVERAGE	23.1	21.7
<b>PUNT RET: #-YARDS</b>	4-2	5-43
PUNT RET AVERAGE	0.5	8.6
<b>INT RET: #-YARDS</b>	2-58	4-25
INT RET AVERAGE	29.0	6.2
<b>FUMBLES-LOST</b>	17-9	15-10
<b>PENALTIES-YARDS</b>	50-409	53-448
Average Per Game	58.4	64.0
<b>PUNTS-YARDS</b>	36-1,411	41-1,792
Average Per Punt	39.2	43.7
Net punt average	32.1	38.0
<b>TIME OF POSS./GAME</b>	30:49	28:18
<b>3RD-DOWN CONV.</b>	38/98	24/84
3rd-Down Pct	39%	29%
<b>4TH-DOWN CONV.</b>	1-8	3-10
4th-Down Pct	12%	30%
<b>SACKS BY-YARDS</b>	9-55	3-18
<b>MISC YARDS</b>	0	0
<b>TOUCHDOWNS SCORED</b>	23	15
<b>FIELD GOALS-ATT.</b>	7-10	3-4
<b>PAT-ATTEMPTS</b>	19-23	12-12

### Getting a Kick

North Texas leads the Sun Belt Conference in both kickoff returns and kickoff coverage, which is a dramatic improvement from just a year ago when the Mean Green finished the season ranked dead last in the league in both categories. North Texas is averaging 23.1 yards per kick return, up from 18.1 a year ago. Covering kicks has been an even bigger improvement, with the Mean Green averaging a net of 44.3 yards per kickoff, up from 34.0 yards per kickoff last season.

### Penson Back in Lineup

Junior linebacker A.J. Penson was back in the starting lineup last week against Troy, replacing injured starter Tobe Nwigwe who was out with a foot injury. Penson was a full-time starter at outside linebacker last year as a sophomore but became a backup when he moved to middle linebacker this year. In his first start of the year against the Trojans, Penson performed well totaling seven tackles, just one behind his career high.

### Linebackers Leading Way

Senior Tobe Nwigwe and junior Craig Robertson have been the defensive leaders as starting linebackers for North Texas this season. Nwigwe missed the Troy game with an injured foot, but ranks 13th nationally with an average of 10.3 tackles per game (62 total). With the one extra game to his credit, Robertson leads the team in total tackles with 64 and ranks 38th nationally with an average of 9.1 per game. Robertson posted a career-high in tackles with 12 against Ball State in the season-opener and Nwigwe had a career-best the following week against Ohio with 15. Nwigwe also is tied for the lead on the team in tackles for loss with six. The two also led the team last season in tackles with Nwigwe posting 111 and Robertson close behind with 94.

### Coming of Age

North Texas still has a very young defensive secondary, with all four starters either in their first or second year with the Mean Green. Sophomores Royce Hill and DaWaylon Cook are starters at cornerback and safety after playing extensively as true freshmen last season. Adrian Adams transferred to North Texas last year, but is in his first year as a full-time starter at cornerback. Fellow transfer Ira Smith is in his first year at North Texas and is the other starter at safety. The foursome has held up admirably in seven games - they rank third in the Sun Belt Conference in pass defense efficiency with a rating of 124.3, which is dramatically better than last year when the defensive backfield allowed opponents an efficiency rating of 164.8.

### Cook Coming On

Sophomore safety DaWaylon Cook is feeling comfortable in his second year and his new position. As a true freshman last year, Cook was a backup cornerback and totaled 10 tackles in 11 games. After a year of experience and an offseason move to safety, Cook has become a leader in the secondary. After one tackle in the season opener, Cook has averaged 8.2 tackles in the last six games, including a career-best 11 against Alabama. He is third on the team with 50 tackles and 41 of those are solo stops.

### Weighty Up Front

One of the biggest areas, literally, that North Texas addressed in the offseason was the defensive line. The Mean Green brought in six new players to help the defensive line and added a lot of size. Transfers Kelvin Jackson and Shavod Atkinson are the regular starters at defensive tackle, weighing in at 309 and 307 pounds respectively. John Weber is also a transfer who can play both tackle and end and weighs 288 pounds. True freshman defensive tackle Kyle White, who tips the scales at 309 pounds, saw his first action against Alabama. Add 301-pound redshirt freshman Tevinn Cantly to give you the fourth interior defensive lineman that are all playing this year. Last year North Texas didn't play any defensive lineman that weighed 300 pounds or more.

### Return Drought Continues

It has been 128 games and counting since North Texas has returned a kickoff for a touchdown. Broderick McGrew was the last Mean Green player to do so when he took a kickoff and returned it 100 yards in a 28-27 loss to Utah State on Nov. 14, 1998. North Texas' current active streak ranks as the seventh-longest in the nation - led by Air Force, which hasn't brought a kick back for a score in 282 games.





## HEAD COACH TODD DODGE

### Dodge Quick Facts



**Age:** 45

**Alma Mater:**

Texas ('87)

**Record:** 4-27

(Third year)

**Previous Job:**

Head Coach at

Carroll HS

**Playing Experience:** Starting quarterback at Texas (1981-85)

**High School:** Port Arthur Jefferson

(TX) High School ('81)

**Family:** Wife, Elizabeth; Son, Todd "Riley";

Daughter, Molly

- Finished coaching in high school ranks by winning four of last five Texas 5A state titles
- Still ranks in top 10 at the Univ. of Texas in multiple passing statistics

### Dodge Coaching Experience

Year	School	Position
2007-Cur.	North Texas	Head Coach
2000-06	Carroll HS	Head Coach
1998-00	Fossil Ridge HS	Head Coach
1996-98	Newman-Smith HS	Head Coach
1994-96	C.H. Yoe HS	Head Coach
1992-93	North Texas	Pass. Game
1988-92	McKinney HS	Off. Coord
1987-88	Rockwall HS	QB's/WR's
1981-85	Texas	Starting QB

### Dodge Year-by-Year

Year	Overall	Conf.	Finish
2007	2 10	1 6	Seventh
2008	1 11	0 7	Eighth
2009	1 6	0 4	
<b>Total</b>	<b>4 27</b>	<b>1 17</b>	

### Assistant Coaches

Gary DeLoach- Defensive Coordinator/LB's

Todd Ford- Offensive Coordinator/QB's

Clayton George- Wide Receivers

Mike Nelson- Defensive Line

Chuck Petersen- Safeties

Carlton Buckels- Cornerbacks

David Rausch- Outside Linebackers

Shelton Gandy- Running Backs/Special Teams

Spencer Leftwich- Offensive Line

Scotty Conley- Director of Operations

Kevin Barbay- Graduate Assistant

Brian Morgan- Graduate Assistant

Todd Dodge understands. The North Texas head football coach understands that he was hired to turn around a program that had slumped. He understands that, as he enters his third year, the pace of improvement has not come at the rate that many Mean Green fans had hoped for. But he has not wavered from his plan and the only pressure to hasten the timeline for progress comes from within his own uncompromising commitment to success. Dodge understands his role in the development of the North Texas football program and he is fully invested.



In two years at the helm, Dodge has tried to establish a foundation that would lead to victory. The baseline of success on the field has been set and now Dodge believes he has the pieces in place to show that his work has not been futile. He has quietly assembled a team of coaches and players that he believes can thrive in his system. It has been a two-year process of molding young men and tweaking a staff that will serve as the groundwork for developing his program.

On the field, Dodge's influence has helped the Mean Green to back-to-back years with over 4,000 yards of total offense. It is only the third time in school history that North Texas had consecutive years with over 4,000 yards of total offense. The 4,356 yards of offense in 2008 is the fifth-highest total in school history. Dodge is now at least partially responsible for three of North Texas' top 10 total offensive performances, with 4,901 as a head coach in 2007 and 4,031 as an assistant coach in 1993 added to last year's performance.

One of the best success stories during the Dodge era will always be of wide receiver Casey Fitzgerald. Fitzgerald came to North Texas as a walk-on and spent his first two seasons in obscurity while seeing little action in a run-based offense. In his first year of Dodge's offense, Fitzgerald broke every North Texas single-season receiving record and after just two years in his system, he is now the school's all-time leading receiver with 229 career catches (224 in his final two years under Dodge).



Dodge, 45, officially assumed control of the North Texas football program on Dec. 26, 2006 - three days after he had coached his Southlake Carroll High School football team to its fourth state championship in five years. As one of the most widely respected high school football coaches in the nation, Dodge led Southlake Carroll to a 79-1 record over his final five years, with the only loss coming by a single point in the 2003 state championship game. Dodge closed his high school career with an amazing 48-game winning streak.

Dodge had already been familiar with the Mean Green, having served as an offensive assistant coach in 1992 and 1993. During his tenure he helped direct the Mean Green offense to a per-game average of 348 yards and 26 points. He oversaw the progression of quarterback Mitch Maher, who holds numerous Mean Green offensive records, including pass completions, passing yards, and total offense. Maher went on to play for the Canadian Football League's Shreveport Pirates.

Prior to coming to North Texas, Dodge's name had become synonymous with high school football success on the national scale. In addition to winning four class 5A state championships in five years, Southlake Carroll was recognized as national champions by USA Today in 2004 and 2006, and by PrepNation.com in 2005. Dodge amassed a 98-11 record overall at Carroll after taking over in 2000. In 2005, the Dragons set the Texas 5A state record for most points in a single season by tallying 764.

Dodge was named National Coach of the Year by Schutt Sports in 2004 and by USA Today in 2005. In 2006 PrepNation.com named him the Southwest Region coach of the year.



## 2009 GAME RECAPS



**North Texas**  
**Ball State**

**20**  
**10**



**Ohio**  
**North Texas**

**31**  
**30**

**September 3, 2009**

**Scheumann Stadium • Muncie, Indiana**

MUNCIE, Ind. (9/3/09) - The North Texas football team left the '08 season in the rear view mirror, downing Ball State 20-10 in the season opener on Thursday night.

The Mean Green (1-0) won just its second season opener since 1997, and its first non-conference road game since 1999, with a gritty performance in front of 16,054 fans at Scheumann Stadium and a national TV audience on ESPNU. The win snapped the Cardinals (0-1) 14-game regular season winning streak that dated back to Nov. of 2007.

Needing to respond to a Ball State fourth-quarter game-tying touchdown, the Mean Green did just that. On the ensuing drive, Riley Dodge hooked up with Jamaal Jackson for 59 yards to take NT down to the one. Two plays later Dodge found Michael Outlaw in the corner of the end zone to put North Texas up 17-10.

Dodge made the most of his first collegiate action by completing his first 11 passes. The redshirt freshman drove the Mean Green 55 yards before Lance Dunbar punched into the end zone on a three yard dive to open the scoring on their first possession.

He was aided by a potent running game led by Cam Montgomery, who broke lose for 149 yards on 8.8 yards per carry. North Texas piled up 296 rushing yards and racked up 512 total yards.

The defense pitched a first half shut-out thanks to third-down stops and a key turnover. Just inside the second quarter Royce Hill jumped in front of a Kelly Page pass on the six yard line and returned it to the house.

Dodge & Co. controlled the edge of the field and the play clock for the entire first half. NT rushed for 160 yards in the half, most coming off left tackle behind captain Victor Gill.

The Mean Green defense held the Cardinals on a lengthy drive midway through the third quarter. Ball State got as far as the 1-yard line before the NT defense forced a short field goal to cut the lead to 10-3.

**September 12, 2009**

**Fouts Field • Denton, Texas**

DENTON, Texas (9/12/09) - Ohio connected on a two-point conversion in the second overtime to give the Bobcats a 31-30 victory against North Texas on Saturday night at Fouts Field.

On a rain-soaked field, the Mean Green and the Bobcats both struggled to hold onto the ball. The two teams combined for seven turnovers. Each team threw an interception and both resulted in touchdowns.

North Texas took an early 10-0 advantage, but Ohio pecked away at the lead. The Bobcats took their first lead, 20-17, in the fourth quarter, and North Texas sent it into overtime with a field goal. The two teams exchanged field goals in the first overtime period, and North Texas took the first lead in the second overtime with a touchdown and an extra point.



After North Texas went ahead, 30-23, on a Cam Montgomery touchdown in the second overtime, Theo Scott connected with Taylor Price twice to secure the win. First, Scott hit Price on fourth down from 15 yards out to come within one point of NT, 30-29.

The Bobcats went for the two-point conversion from the two-yard line after a roughing the passer penalty against North Texas. Scott connected with Price again for the win.

Montgomery rushed for 88 yards on 22 carries in the game. Riley Dodge completed 12 of 20 passes for 117 yards and one touchdown, while Nathan Tune went 9-for-14 for 69 yards. Tune came in the game at the end of the third quarter after Dodge hurt his shoulder and had to come out of the game.

Jeremy Knott tied the game, 20-20, in regulation with an 18-yard field goal with 46 seconds left in the game. The Mean Green had reached the one-yard line off a nine-yard pass from Tune to Montgomery but was unable to get into the endzone on the next two rushes.

Kenny Jackson gave Ohio its first lead of the game, 20-17, with a 69-yard interception return for a touchdown with 8:44 left in the game. It was the first time that North Texas has trailed this season.



	1	2	3	4	Score
North Texas	7	3	0	10	20
Ball State	0	0	3	7	10

	NT	BSU
First Downs	27	16
Rushes-Yards	51-296	24-169
Passing Yards	216	140
Passes (A-C-I)	33-23-1	35-15-1
Total Offense	512	309
Fumbles-Lost	1-1	1-1
Penalties-Yards	9-81	4-30
Time of Poss.	37:18	22:42

**RUSHING:** North Texas- Montgomery 17-149, Dodge 12-73. BSU- Lewis 15-103, Page 7-53

**PASSING:** North Texas- Dodge 23-33-216-1. BSU- Page 34-15-140-1.

**RECEIVING:** North Texas- Ja. Jackson 4-86, Outlaw 7-43. BSU - White 4-47, Orsbon 2-38 .

Attendance 16,054

	1	2	3	4	OTOT	Score
Ohio	0	3	10	7	3	31
North Texas	3	7	7	3	7	30

	Ohio	NT
First Downs	15	19
Rushes-Yards	44-63	40-115
Passing Yards	169	186
Passes (A-C-I)	31-16-1	35-21-1
Total Offense	232	301
Fumbles-Lost	3-2	4-3
Penalties-Yards	14-138	9-77
Time of Poss.	32:29	27:31

**RUSHING:** Ohio- Garrett 17-61, Price 1-16. North Texas- Montgomery 22-88, Dunbar 7-29.

**PASSING:** Ohio- T. Scott 7-17-1-92, B. Jackson 9-14-0-77. North Texas - Dodge 12-20-0,117, Tune 9-15-1-69.

**RECEIVING:** Ohio- Price 7-68, Dunlop 1-32. North Texas - Lott 7-61, Carey 6-47.

Attendance 16,674





## 2009 GAME RECAPS



### North Texas No. 4 Alabama

### 7 53



### Middle Tennessee North Texas

### 37 21


September 19, 2009

Bryant-Denny Stadium • Tuscaloosa, Alabama

TUSCALOOSA, Ala. (9/19/09) - The North Texas football team couldn't keep up with the Crimson Tide, falling to No. 4 Alabama 53-7 on Saturday.

Alabama (3-0) struck early and often, rolling up 523 yards of total offense and scores on nine of their 11 drives. The Crimson Tide defense was as good as advertised, holding the Mean Green (1-2) to 187 total yards and just 61 rushing yards.

Quarterback Nathan Tune led the Mean Green on a smooth scoring drive late in the third. The junior hooked up with Michael Outlaw for 32 yards on an improvised roll out, and found Lance Dunbar just two plays later in the left flat. Dunbar rocketed 34 yards untouched into the endzone.



The touchdown pass was the first in Tune's career, and capped off a 5-play, 78-yard drive. Tune was efficient against the Crimson Tide, completing 16-of-23 attempts for 126 yards and a score.

The North Texas defense made things interesting out of the gate. On the game's opening play, Sam Owusu-Hemeng's speed rush fired him around the Crimson Tide left tackle and into quarterback Greg McElroy, who coughed up the football. Brandon Akpunku scooped it up for the Mean Green, leaving the crowd of 92,012 stunned.

Alabama struck first when McElroy, a former Southlake Carroll quarterback under NT head coach Todd Dodge, led the Crimson Tide on a 13-play, 95-yard drive. The junior capped the drive with a two-yard plunge over the right endzone pylon to put Alabama on top 7-0.

McElroy would lead the Crimson Tide on three more touchdown drives, and 352 yards of offense in the opening half alone.

North Texas receiver Darius Carey was the Mean Green's most effective offensive weapon. The freshman caught five passes for 34 yards. James Hamilton found success running the ball late, grinding out 31 yards on seven touches.

	1	2	3	4	Score
North Texas	0	0	7	0	7
Alabama	14	16	14	9	53
			NT	Alabama	
First Downs			7	28	
Rushes-Yards	26-61	45-260			
Passing Yards	126	263			
Passes (A-C-I)	23-16-1	28-22-0			
Total Offense	187	523			
Fumbles-Lost	1-0	4-1			
Penalties-Yards	3-27	2-15			
Time of Poss.	29:17	30:43			

**RUSHING:** North Texas- Hamilton 7-31. Alabama- Ingram 8-91, Richardson 11-87.

**PASSING:** North Texas-Tune 23-16-126-0. Alabama- McElroy 15-13-176-0, Jackson 13-9-87-0

**RECEIVING:** North Texas- Dunbar 2-40, Carey 5-34. . Alabama - Maze 4-49, McCoy 3-38. .


Attendance 92,012

September 26, 2009

Fouts Field • Denton, Texas

DENTON, Texas (9/26/09) - Middle Tennessee quarterback Dwight Dasher threw two touchdown passes and rushed for two of his own to lead the Blue Raiders to a 37-21 victory against North Texas on Saturday night at Fouts Field.

Middle Tennessee jumped out to a 30-7 halftime lead and held on for the victory despite being outscored, 14-7 in the second half by the Mean Green. North Texas scored two touchdowns in the third quarter but was unable to continue the offensive output in the fourth. NT was hurt by five turnovers in the game.



Dasher completed 21 of 43 passes for 269 yards and rushed for 75. He started the game with a 50-yard touchdown pass to Benjamin Cunningham and capped the victory with a throw to Desmond Gee in the endzone in the fourth quarter.

North Texas running back Lance Dunbar rushed for two touchdowns and a career-high 101 yards. It was the first multiple touchdown game of his career. He broke loose for a 66-yard touchdown run in the first quarter to put North Texas on the scoreboard, 10-7.

	1	2	3	4	Score
Middle Tenn.	10	20	0	7	37
North Texas	7	0	14	0	21
			MTSU	NT	
First Downs			23	25	
Rushes-Yards	45-187	25-157			
Passing Yards	269	313			
Passes (A-C-I)	43-21-0	54-35-3			
Total Offense	456	470			
Fumbles-Lost	3-0	2-2			
Penalties-Yards	7-65	7-55			
Time of Poss.	29:25	30:35			

**RUSHING:** MTSU - Dasher 16-75, Kyles 18-62. North Texas- Dunbar 5-101, Dodge 9-57.

**PASSING:** MTSU - Dasher 43-21-269-0. North Texas - Dodge 54-35-313-3

**RECEIVING:** MTSU- S. McDonald 5-74, B. Cunningham 2-56. North Texas - Ja. Jackson 11-82, B.J. Lewis 5-59.

Attendance 22,346

Mean Green quarterback Riley Dodge posted his first 300-yard passing game. He completed 35 of 54 passes for 313 yards, rushed for a touchdown and threw three interceptions.

The Mean Green offense came alive midway through the third quarter with two touchdowns, cutting the lead to 30-21. Dodge scored the first one on a four-yard scamper, while Dunbar posted his second rushing touchdown of the day with an 18-yard sprint. The Mean Green defense held Middle Tennessee to just one first down in the third quarter.

North Texas started the game on a positive note with Royce Hill returning the opening kickoff 73 yards to the Middle Tennessee 25-yard line. The Mean Green was unable to get a first down, attempted a field goal but had it blocked.



## 2009 GAME RECAPS



### North Texas

### 34



### Louisiana-Lafayette

### 38



### Florida Atlantic

### 44



### North Texas

### 40


**October 10, 2009**

**Cajun Field • Lafayette, Louisiana**

LAFAYETTE, La. (10/10/09) – North Texas let momentum slip away and couldn't stop Louisiana-Lafayette in the closing minutes, falling to the Ragin' Cajuns, 38-34, on Saturday night.

North Texas (1-4, 0-2 Sun Belt) led by 10 points heading into the fourth quarter thanks to a dominating performance from Lance Dunbar, but the Ragin' Cajuns (3-2, 1-0 Sun Belt) got two fourth-quarter scores, including the game-winning 4-yard touchdown pass with 27 seconds remaining.

Dunbar piled up 187-rushing yards and four touchdowns, which are the most by a North Texas player since Jamario Thomas had four against Idaho in 2004. Three of those touchdowns and 71 yard came in the second quarter alone.



Leading by three points with a minute on the clock, the North Texas defense forced a fourth-and-five at the NT 33-yard line. Instead of kicking the game-tying field goal, the Cajuns opted to go for the win. Chris Masson's pass sailed over the head of his receiver, but a controversial defensive holding penalty gave ULL a new set of downs. Four plays later, Louisiana-Lafayette punched in for the go-ahead touchdown.

Riley Dodge was effective, but he and the Mean Green offense had a tough time getting out of their own way in the first half. The freshman quarterback completed 24-of-38 passes for 209 yards, but threw three interceptions.

Despite the hiccups, North Texas still held a 444-295 advantage in total yards, and a 35:07-24:53 edge in time of possession. Until the final seconds, NT was able to keep up with the Ragin' Cajuns punch for punch.

The turnovers put the North Texas defense in a tough spot, but the squad responded well when backed into a corner. ULL twice started drives inside the Mean Green 33-yard line, but the NT defense still only allowed two offensive touchdowns and 58 passing yards in the opening half.

	1	2	3	4	Score
North Texas	3	21	10	0	34
UL-Lafayette	7	17	0	14	38
			NT	ULL	
First Downs			23	18	
Rushes-Yards		43-235	38-173		
Passing Yards		209	196		
Passes (A-C-I)	38-24-3		29-13-0		
Total Offense		444	295		
Fumbles-Lost		3-1	3-1		
Penalties-Yards	11-84		5-65		
Time of Poss.	35:07		24:53		

**RUSHING:** North Texas- Dunbar 32-187, Dodge 11-48. ULL- Sails 18-93, Masson 8-31.

**PASSING:** North Texas-Dodge, 38-24-209-3. ULL- Masson, 29-13-122-0.

**RECEIVING:** North Texas- Ja. Jackson 10-73. ULL - Sails 3-30.


Attendance 12,141

**October 17, 2009**

**Fouts Field • Denton, Texas**

DENTON, Texas (10/17/09) - Lance Dunbar rushed for a career-high 238 yards and three touchdowns, but the North Texas football team came up short, 44-40, against Florida Atlantic on Saturday night at Fouts Field.

North Texas held an early 13-0 lead, gave up 30 points in the second quarter, and was down by as many as 18 points in the third quarter before coming back to hold a 40-37 lead with 11:38 left in the game. Alfred Morris' one-yard touchdown run at 4:55 in the fourth quarter proved to be the gamewinner for the Owls.



Dunbar had a career night. He rushed for 238 yards on 25 carries and scored three times. His long was for 50 yards, coming in the third-quarter comeback. He reached the 100-yard plateau after just 10 carries and 7:41 of game clock. His 238 yards are the most by a North Texas player since Jamario Thomas racked up 291 yards against Idaho on Nov. 13, 2004.

Nathan Tune stepped into the game in the second quarter after Riley Dodge went down with an ankle injury. Tune completed 13 of 17 passes for 129 yards and one touchdown pass. His touchdown pass to Darius Carey in the third quarter helped spark the Mean Green comeback.

Carey had two touchdowns in the game, a career high. He and Jamaal Jackson tied for the team lead with five catches. Carey gave the Mean Green a 7-0 lead with a one-yard run.

After Dodge connected with Jamaal Jackson for the longest offensive play of the season, a 69-yard touchdown, to keep NT ahead, 19-7, FAU scored 20 straight points.

With FAU holding its largest lead of the game, 37-19, at the start of the third quarter, North Texas began its comeback. The Mean Green scored three straight times to regain the lead, 40-37, in the fourth quarter for the first time since the first quarter. Carey caught his first touchdown reception of the game in the Mean Green comeback and Dunbar recorded his second and third touchdown runs.

	1	2	3	4	Score
FAU	0	30	7	7	44
North Texas	13	6	14	7	40
			FAU	NT	
First Downs			29	23	
Rushes-Yards		40-220	36-270		
Passing Yards		308	246		
Passes (A-C-I)	40-21-0		24-17-0		
Total Offense		528	516		
Fumbles-Lost		0-0	4-2		
Penalties-Yards	8-97		5-40		
Time of Poss.	32:14		27:46		

**RUSHING:** FAU- Morris 29-147, Rose 5-42. North Texas- Dunbar 25-238, Dodge 5-21.

**PASSING:** FAU- Smith 40-21-308-0. North Texas - Tune 17-13-129-0, Dodge 7-4-117-0.

**RECEIVING:** FAU- Bonner 6-134. North Texas - Ja. Jackson 5-85.

Attendance 23,319





## 2009 GAME RECAPS



# North Texas Troy

# 26 50

**October 24, 2009**

**Movie Gallery Veterans Stadium • Troy, Alabama**

TROY, Alabama (10/24/09) - The Mean Green football team was unable to slow down an explosive offensive attack of the Troy Trojans and dropped their sixth straight contest 50-26 Saturday afternoon.

North Texas sophomore running back Lance Dunbar was a bright spot once again for the Mean Green. For the third straight contest Dunbar rushed for over 100 yards (14 carries-111 yards) and scored three touchdowns (2 rushing, 1 receiving).

However, the story of the afternoon was Troy senior quarterback Levi Brown throwing for a school record 469 yards on 27-of-44 passing, the most passing yards allowed by a North Texas defense since they joined the Sun Belt Conference in 2001.



Overall Troy outgained the Mean Green 697-395 in total yards.

In the first quarter Troy took the opening drive 60 yards in six plays and capped it off with a one-yard touchdown run from DuJuan Harris to give the Trojans a 7-0 lead.

Five minutes later it was Harris again, this time scoring on a three-yard run and pushing the Trojans lead to 14-0. It was the first time this season that North Texas had allowed touchdowns on back-to-back drives to begin the game.

After a three and out from the Mean Green offense the Trojans would put together a 13-play drive that ended in a 30-yard field goal from Michael Taylor, putting the North Texas offense in a 17-0 hole. The 17 points was the most given up by the Mean Green defense in a first quarter this season.

North Texas would then put together their best drive of the half; a seven play, 75 yard drive that ended with a Dunbar three-yard touchdown making the score 17-7. The score was Dunbar's eighth rushing touchdown in his last three games and his 11th of the season. the 11:47 mark when Tune dropped a screen pass to Dunbar and sophomore took care of the rest, racing 60-yards for the touchdown.

	1	2	3	4	Score
North Texas	0	7	6	13	26
Troy	17	17	16	0	50
			NT	Troy	
First Downs			14	29	
Rushes-Yards		26-128		44-205	
Passing Yards		267		492	
Passes (A-C-I)	33-22-1		50-30-0		
Total Offense		395		697	
Fumbles-Lost		2-0		2-2	
Penalties-Yards		6-45		8-60	
Time of Poss.		28:09		31:51	

**RUSHING:** North Texas- Dunbar 14-111. Troy- Harris 12-66, Taylor 6-53.

**PASSING:** North Texas-Tune 33-22-267-1. Troy - Brown 44-27-469-0.

**RECEIVING:** North Texas- Outlaw 7-112. Troy - Jernigan 5-83.

Attendance 20,032



## 2009 MEAN GREEN GAME-BY-GAME RESULTS

	Tm. Rushing (Att.-Yds.-TDs)		Tm. Passing (Att.-Comp.-Yds.-Int-TDs)		Tm. Total Offense		Tm. First Downs		Fumbles-Lost	
	NT	Opp	NT	Opp	NT	Opp	NT	Opp	NT	Opp
at Ball State	51-296-1	24-169-1	33-23-216-1-1	35-15-140-1-0	512	309	27	16	1-1	1-1
Ohio	40-115-2	44-63-0	35-21-186-1-1	31-16-169-1-2	301	232	19	15	4-3	3-2
at Alabama	26-61-0	45-260-5	23-16-126-0-1	28-22-263-0-2	187	523	7	28	1-0	4-1
Middle Tennessee	25-163-3	45-187-2	43-21-269-0-2	54-35-313-3-0	470	456	25	23	2-2	3-0
at Louisiana-Lafayette	43-235-4	38-173-2	38-24-209-3-0	29-13-122-0-1	444	295	23	18	3-1	3-1
Florida Atlantic	36-270-4	40-220-3	24-17-246-0-2	40-21-308-0-3	516	528	23	29	4-2	0-0
at Troy	26-128-2	44-205-5	33-22-267-1-2	50-30-492-0-1	395	697	14	29	2-0	2-2
Western Kentucky										
ULM										
at Florida International										
Army										
Arkansas State										

### Individual Rushing (Att.-Yds.-TD)

	L. Dunbar	C. Montgomery
at Ball State	16-63-1	17-149-0
Ohio	7-29-0	22-88-2
at Alabama	5-5-0	7-8-0
Middle Tennessee	5-101-2	10--1-0
at Louisiana-Lafayette	32-187-4	---
Florida Atlantic	25-238-3	---
at Troy	14-111-2	4-5-0
Western Kentucky		
ULM		
at Florida International		
Army		
Arkansas State		

### Individual Passing (Att.-Comp.-Yds.-Int.-TD)

	Riley Dodge	N. Tune
at Ball State	33-23-216-1-1	----
Ohio	20-12-117-0-1	15-9-69-1-0
at Alabama	---	23-16-126-0-1
Middle Tennessee	54-35-313-3-0	---
at Louisiana-Lafayette	38-24-209-3-0	---
Florida Atlantic	7-4-117-0-1	17-13-129-0-1
at Troy	---	33-22-267-1-2
Western Kentucky		
ULM		
at Florida International		
Army		
Arkansas State		

### Individual Receiving (Rec.-Yds.-TD)

	Jamaal Jackson	M. Outlaw	B.J. Lewis	K. Dickerson	Alex Lott	Darius Carey
at Ball State	4-86-0	7-43-1	----	4-24-0	1-13-0	1-6-0
Ohio	3-41-0	2-12-0	---	----	7-61-0	6-47-0
at Alabama	4-1-0	2-34-0	---	---	---	5-34-0
Middle Tennessee	11-82-0	2-20-0	5-59-0	2-31-0	2-3-0	4-43-0
at Louisiana-Lafayette	10-73-0	6-69-0	1-22-0	---	1-8-0	2-22-0
Florida Atlantic	5-85-1	2-46-0	1-7-0	---	---	5-61-1
at Troy	4-22-0	7-112-1	---	---	1-3-0	4-29-0
Western Kentucky						
ULM						
at Florida International						
Army						
Arkansas State						



## NORTH TEXAS INDIVIDUAL LEADERS BY GAME

Game	Rushing (att-yds-td)	Passing (att-comp-yds-td)	Receiving (rec-yds-td)	Tackles
at Ball State	C. Montgomery (17-149-0)	Riley Dodge (33-23-216-1)	Jamaal Jackson (4-86-0)	C. Robertson (12)
Ohio	C. Montgomery (22-88-2)	Riley Dodge (20-12-117-1)	Alex Lott (7-61-0)	Tobe Nwigwe (15)
at Alabama	J. Hamilton (7-31-0)	Nathan Tune (23-16-126-1)	Lance Dunbar (2-40-0)	D. Cook (11)
Middle Tennessee	L. Dunbar (5-101-2)	Riley Dodge (54-35-313-0)	Jamaal Jackson (11-82-0)	D. Cook (10)
at Louisiana-Lafayette	L. Dunbar (32-187-4)	Riley Dodge (38-24-209-0)	Jamaal Jackson (10-73-0)	C. Robertson (8)
Florida Atlantic	L. Dunbar (25-238-3)	Nathan Tune (17-13-129-1)	Jamaal Jackson (5-85-1)	Tobe Nwigwe (13)
at Troy	L. Dunbar (14-111-2)	Nathan Tune (33-22-267-2)	Michael Outlaw (7-112-2)	Ira Smith (12)
Western Kentucky				
ULM				
at Florida International				
Army				
Arkansas State				

## OPPONENT INDIVIDUAL LEADERS BY GAME

Game	Rushing (att-yds-td)	Passing (att-comp-yds-td)	Receiving (rec-yds-td)	Tackles
at Ball State	MiQuale Lewis (15-103-1)	Kelly Page (34-15-140-1)	Seth White (4-47-0)	A. Knipp (10)
Ohio	Chris Garrett (17-61-0)	Theo Scott (17-7-92-2)	Taylor Price (7-68-1)	Noah Keller (13)
at Alabama	Mark Ingram (8-91-1)	Greg McElroy (15-13-176-2)	Marquis Maze (4-49-1)	Chris Jordan (6)
Middle Tennessee	Dwight Dasher (16-75-2)	Dwight Dasher (43-21-269-2)	S. McDonald (5-74-0)	D. Crumpton (8)
at Louisiana-Lafayette	Undrea Sails (18-93-0)	Chris Masson (29-13-122-1)	U. Sails (3-30-0)	G. Fleming (12)
Florida Atlantic	Alfred Morris (29-147-2)	Rusty Smith (40-21-308-3)	C. Bonner (6-134-1)	M. Bartels (9)
at Troy	DuJuan Harris (12-66-2)	Levi Brown (44-27-469-1)	J. Jernigan (5-83-0)	D. McDowell (9)
Western Kentucky				
ULM				
at Florida International				
Army				
Arkansas State				

## SUN BELT CONFERENCE PLAYERS OF THE WEEK

Week	Offense	Defense	Special Teams
Sept. 7	<b>Riley Dodge (NT)</b>	<b>C. Robertson (NT)</b>	Spencer Ortego (ULL)
Sept. 14	Dwight Dasher (MTSU)	Antwyne Zanders (ULL)	Tyler Albrecht (ULL)
Sept. 21	Levi Brown (Troy)	Chris McCoy (MTSU)	Alan Gendreau (MTSU)
Sept. 28	Levi Brown (Troy)	Kevin Brown (MTSU)	Scott Love (ULM)/Kanorris Davis (Troy)
Oct. 5	Frank Goodin (ULM)	Theo Smith (ULM)	Radi Jabour (ULM)
Oct. 12	<b>Lance Dunbar (NT)</b>	Dwight Bently (ULL)	Dustin Rivest (FIU)
Oct. 19	Levi Brown (Troy)	Bryan Willis (Troy)/Troy Evans (ULM)	Tyler Albrecht (ULL)
Oct. 26	Levi Brown (Troy)	Demario Davis (Arkansas State)	Daniel Sheffield (Troy)
Nov. 2			
Nov. 9			
Nov. 16			
Nov. 23			
Nov. 30			



## 2008 MEAN GREEN STARTING LINEUPS

### Offense

Game	LT	LG	C	RG	RT	WR	WR	WR	WR	RB	QB
at Ball State	Gill	Drake	Johnson	Bailey	Santiago	Roberson	Ja. Jackson	Lewis	Outlaw	Montgomery	Dodge
Ohio	Gill	Drake	Johnson	Bailey	Santiago	Carey	Ja. Jackson	Lott	Outlaw	Montgomery	Dodge
at Alabama	Tomlinson	Drake	Johnson	Bailey	Santiago	Lewis	Ja. Jackson	Carey	Outlaw	Montgomery	Tune
Middle Tennessee	Tomlinson	Drake	Johnson	Bailey	Santiago	Seidle	Ja. Jackson	Carey	Outlaw	Montgomery	Dodge
at Louisiana-Lafayette	Gill	Drake	Johnson	Bailey	Santiago	Lewis	Ja. Jackson	Carey	Outlaw	Dunbar	Dodge
Florida Atlantic	Gill	Drake	Johnson	Bailey	Santiago	Lewis	Ja. Jackson	Carey	Outlaw	Dunbar	Dodge
at Troy	Gill	Drake	Johnson	Bailey	Santiago	Seidle	Ja. Jackson	Carey	Outlaw	Dunbar	Tune
Western Kentucky											
ULM											
at Florida International											
Army											
Arkansas State											

### Defense

Game	DT	DT	DE	DE	MLB	LOLB	ROLB	CB	CB	S	S
at Ball State	Ross	Gilmore	Akpunku	Owusu-Hemeng	Nwigwe	K. Hill	Robertson	R. Hill	Adams	Smith	Cook
Ohio	Jackson	Atkinson	Akpunku	Owusu-Hemeng	Nwigwe	K. Hill	Robertson	R. Hill	Adams	Smith	Cook
at Alabama	Gilmore	Atkinson	Akpunku	Owusu-Hemeng	Nwigwe	K. Hill	Robertson	R. Hill	Adams	Smith	Cook
Middle Tennessee	Gilmore	Atkinson	Akpunku	Owusu-Hemeng	Nwigwe	K. Hill	Robertson	R. Hill	Adams	Smith	Cook
at Louisiana-Lafayette	Gilmore	Atkinson	Akpunku	Owusu-Hemeng	Nwigwe	K. Hill	Robertson	R. Hill	Adams	Smith	Cook
Florida Atlantic	Ross	Atkinson	Akpunku	Obi	Nwigwe	K. Hill	Robertson	R. Hill	Adams	Smith	Cook
at Troy	Ross	Atkinson	Akpunku	Obi	Penson	K. Hill	Robertson	R. Hill	Adams	Smith	Cook
Western Kentucky											
ULM											
at Florida International											
Army											
Arkansas State											

## NORTH TEXAS 2009 OPPONENTS OVERVIEW

### BALL STATE

#### CARDINALS

2009 Record -

1-7



vs. NT -

L, 20-10

Last Game -

W, 29-27 at E. Michigan

### OHIO

#### BOBCATS

2009 Record -

5-3



vs. NT -

W, 31-30 2 OT's

Last Game -

L, 20-11 vs. Kent St.

### ALABAMA

#### CRIMSON TIDE

2009 Record -

8-0



vs. NT -

W, 53-7

Last Game -

W, 12-10 vs. Tennessee

### MIDDLE TENNESSEE

#### BLUE RAIDERS

2009 Record -

4-3



vs. NT -

W, 37-21

Last Game -

W, 62-24 vs. WKU

### LOUISIANA-LAFAYETTE

#### RAGIN CAJUNS

2009 Record -

4-3



vs. NT -

W, 38-34 vs. North Texas

Last Game -

L, 51-29 vs. FAU

### FLORIDA ATLANTIC

#### OWLS

2009 Record -

2-4



vs. NT -

W, 44-40

Last Game -

W, 51-29 at ULL

### TROY

#### TROJANS

2009 Record -

5-2



vs. NT -

W, 50-26

Last Game -

W, 50-26 vs. North Texas

### WESTERN KENTUCKY

#### HILLTOPPERS

2009 Record -

0-7



vs. NT -

L, 62-24 at MTSU

### ULM

#### WARHAWKS

2009 Record -

4-3



vs. NT -

Last Game -

L, 36-13 at Kentucky

### FLORIDA INTERNATIONAL

#### GOLDEN PANTHERS

2009 Record -

1-5



vs. NT -

Last Game -

L, 27-10 at Ark. State

### ARMY

#### BLACK KNIGHTS

2009 Record -

3-5



vs. NT -

Last Game -

L, 27-10 vs. Rutgers

### ARKANSAS STATE

#### RED WOLVES

2009 Record -

2-4



vs. NT -

Last Game -

W, 27-10 vs. FIU





## NORTH TEXAS SCORING DRIVES

Opponent	Qtr.	Plys-Yds	Time	Result
Ball State	1	8-55	3:32	TD, Lance Dunbar 5 yd run
Ball State	2	15-81	6:51	FG, Knott 24 yd FG
Ball State	4	4-66	1:48	TD, Outlaw 4 yd catch
Ball State	4	7-25	2:46	FG, Knott 19 yd FG
Ohio	1	4-5	0:55	FG, Knott 32 yd FG
Ohio	2	6-37	2:40	TD, Montgomery 4 yd run
Ohio	3	8-60	4:38	TD, Ja. Jackson 16 yd catch
Ohio	4	11-57	2:46	FG, Knott 18 yd FG
Ohio	OT	6-20	-----	FG, Knott 22 yd FG
Ohio	2OT	4-25	-----	TD, Montgomery 7 yd run
Alabama	3	5-78	2:18	TD, Dunbar 34 yd catch
MTSU	2	2-75	0:39	TD, Dunbar 66 yd run
MTSU	3	9-62	2:58	TD, Dodge 4 yd run
MTSU	3	6-74	2:14	TD, Dunbar 18 yd run
ULL	1	12-70	4:48	FG, Knott 21 yd FG
ULL	2	9-80	2:26	TD, Dunbar 1 yd run
ULL	2	2-59	0:53	TD, Dunbar 37 yd run
ULL	2	6-39	2:01	TD, Dunbar 1 yd run
ULL	3	10-69	4:21	FG, Knott 27 yd FG
ULL	3	10-63	4:33	TD, Dunbar 1 yd run
FAU	1	10-91	4:30	TD, Carey 1 yd run
FAU	1	11-87	4:26	TD, Dunbar 4 yd run
FAU	2	1-69	0:21	TD, Jackson 69 yd catch
FAU	3	7-57	4:09	TD, Carey 18 yd catch
FAU	3	3-71	1:14	TD, Dunbar 23 yd run
FAU	4	2-65	0:28	TD, Dunbar 9 yd run
Troy	2	7-75	1:50	TD, Dunbar 3 yd run
Troy	3	1-60	0:52	TD, Dunbar 60 yd catch/
Troy	4	4-79	2:14	TD, Dunbar 69 yd run
Troy	4	12-86	6:07	TD, Outlaw 7 yd catch



## OPPONENT SCORING DRIVES

Team	Qtr.	Plys-Yds	Time	Result
Ball State	3	9-66	3:44	FG, McGarvey 21 yd FG
Ball State	4	3-35	0:41	TD, Lewis 27 yd run
Ohio	2	12-33	3:48	FG, Weller 44 yd FG
Ohio	2	4-5	0:55	FG, Weller 47 yd FG
Ohio	3	1-32	0:08	TD, Dunlop 32 yd catch
Ohio	4	----	----	TD, 69 yd int. return by Jackson
Ohio	OT	7-8	----	FG, Weller 35 yd FG
Ohio	2OT	4-25	----	TD, Price 15 yd catch
Alabama	1	13-95	5:52	TD, McElroy 2 yd run
Alabama	1	6-67	2:35	TD, Maze 34 catch
Alabama	2	5-83	2:10	TD, Richardson 1 yd run
Alabama	2	7-68	3:25	TD, Ingram 29 yd catch
Alabama	2	11-36	2:08	FG, Tiffin 35 yd FG
Alabama	3	3-39	0:54	TD, Ingram 5 yd run
Alabama	3	6-33	2:33	TD, Grant 1 yd run
Alabama	4	11-37	5:29	FG, Tiffin 20 yd FG
Alabama	4	8-56	3:43	TD, Grant 9 yd run
MTSU	1	6-80	1:43	TD, Cunningham 50 yd catch
MTSU	1	7-33	1:49	FG, Gendreau 20 yd FG
MTSU	2	9-65	2:43	FG, Gendreau 31 yd FG
MTSU	2	3-6	1:06	TD, Dasher 6 yd run
MTSU	2	12-98	3:01	TD, Dasher 2 yd run
MTSU	2	7-26	1:12	FG, Gendreau 48 yd FG
MTSU	4	5-48	1:45	TD, Gee 24 yd catch
ULL	1	---	---	TD, 70 yd int. return by Bently
ULL	2	4--2	0:53	FG, Albrecht 45 yd FG
ULL	2	8-75	3:28	TD, Masson 25 yd run
ULL	2	---	---	TD, Joseph 33 yd blocked punt return
ULL	4	17-80	6:53	TD, McGuire 1 yd run
ULL	4	8-58	1:59	TD, Miller 4 yd catch
FAU	2	15-88	7:20	TD, Harmon 10 yd catch
FAU	2	6-45	3:04	TD, Morris 2 yd run
FAU	2	8-80	2:24	TD, Smith 17 yd run
FAU	2	2-41	0:44	TD, Bonner 31 yd catch
FAU	2	8-43	1:21	FG, Gornall 26 yd FG
FAU	3	9-75	3:56	TD, Jean 7 yd catch
FAU	4	7-71	3:11	TD, Morris 1 yd run
Troy	1	6-60	1:32	TD, Harris 1 yd run
Troy	1	5-62	1:28	TD, Harris 3 yd run
Troy	1	13-30	4:56	FG, Taylor 30 yd FG
Troy	2	12-56	4:17	TD, Greer 1 yd run
Troy	2	4-82	0:58	TD, Gill 20 yd catch
Troy	2	6-35	0:52	FG, Taylor 38 yd FG
Troy	3	9-78	3:02	TD, Brown 6 yd run
Troy	3	---	---	Safety, Eugene Kinlaw
Troy	3	10-68	3:16	TD, Southward 2 yd run



## 2009 NORTH TEXAS LONG PLAYS

### Pass (30 yards or greater)

- 69- Riley Dodge to Jamaal Jackson vs. FAU (10-17-09)\*
- 60- Nathan Tune to Lance Dunbar vs. Troy (10-24-09)\*
- 59- Riley Dodge to Jamaal Jackson vs. Ball State (9-3-09)
- 46- Nathan Tune to Michael Outlaw vs. FAU (10-17-09)
- 37- Riley Dodge to Lance Dunbar vs. ULL (10-10-09)
- 35- Nathan Tune to Michael Outlaw vs. Troy (10-24-09)
- 34- Nathan Tune to Lance Dunbar vs. Alabama (9-19-09)\*
- 32- Nathan Tune to Michael Outlaw vs. Alabama (9-19-09)

### Rush (20 yards or greater)

- 69- Lance Dunbar vs. Troy (10-24-09)\*
- 66- Lance Dunbar vs. Middle Tennessee (9-26-09)\*
- 50- Lance Dunbar vs. FAU (10-17-09)
- 48- Lance Dunbar vs. FAU (10-17-09)
- 37- Lance Dunbar vs. ULL (10-10-09)\*
- 25- Cam Montgomery vs. Ball State (9-3-09)
- 25- Lance Dunbar vs. ULL (10-10-09)
- 23- Lance Dunbar vs. FAU (10-17-09)\*
- 22- Riley Dodge vs. ULL (10-10-09)
- 21- Riley Dodge vs. Middle Tennessee (9-26-09)

### Punt (50 yards or greater)

- 52- Will Atterberry vs. Alabama (9-19-09)
- 51- Will Atterberry vs. Ball State (9-3-09)
- 51- Will Atterberry vs. Middle Tennessee (9-26-09)

### Kick Return (30 yards or greater)

- 73- Royce Hill vs. Middle Tennessee (9-26-09)
- 53- Jamaal Jackson vs. Troy (10-24-09)
- 40- Royce Hill vs. ULL (10-10-09)
- 34- Ira Smith vs. FAU (10-17-09)

### Punt Return (20 yards or greater)

### Field Goal (40 yards or greater)

### Interception (20 yards or greater)

- 57- Royce Hill vs. Ball State (9-3-09)

\* *Touchdown*



## 2009 OPPONENT LONG PLAYS

### Pass (30 yards or greater)

- 58- Levi Brown (Troy) to Cornelius Williams (10-24-09)
- 51- Rusty Smith (FAU) to Chris Bonner (10-17-09)
- 50- Dwight Dasher (MTSU) to B. Cunningham (9-26-09)\*
- 39- Levi Brown (Troy) to Jerrel Jernigan (10-24-09)
- 39- Levi Brown (Troy) to Tebrius Gill (10-24-09)
- 39- Levi Brown (Troy) to Austin Silvoy (10-24-09)
- 35- Dwight Dasher (MTSU) to S. McDonald (9-26-09)
- 34- Greg McElroy (Alabama) to Marquis Maze (9-19-09)\*
- 34- Kelly Page (Ball State) to Briggs Orsbon (9-3-09)
- 32- Theo Scott (Ohio) to Riley Dunlop (9-12-09)

### Rush (20 yards or greater)

- 38- Tony Richardson (Alabama) (9-19-09)
- 31- MiQuale Lewis (Ball State) (9-3-09)
- 29- Willie Rose (FAU) (10-17-09)
- 27- D.J. Taylor (Troy) (10-24-09)
- 27- B. Cunningham (Ohio) (9-26-09)
- 27- MiQuale Lewis (Ball State) (9-3-09)\*
- 25- Chris Masson (Louisiana-Lafayette) (10-10-09)\*
- 22- Mark Ingram (Alabama) (9-19-09)
- 21- DuJuan Harris (Troy) (10-24-09)

### Punt (50 yards or greater)

- 63- Scott Kovanda, (Ball State) (9-3-09)
- 55- David DeFatta (MTSU) (9-26-09)
- 50- Will Goggins (Troy) (10-24-09)

### Kick Return (30 yards or greater)

- 61- Javier Arenas (Alabama) (9-19-09)
- 31- Orkeys Auriene (Louisiana-Lafayette) (10-10-09)

### Punt Return (20 yards or greater)

- 36- Javier Arenas (Alabama) (9-19-09)
- 33- Joseph Andrew (Louisiana-Lafayette) (10-10-09)\*
- 30- Riley Dunlop (Ohio) (9-12-09)

### Field Goal (40 yards or greater)

- 48- Alan Gendreau (MTSU) (9-26-09)
- 47- Matt Weller (Ohio) (9-12-09)
- 44- Matt Weller (Ohio) (9-12-09)

### Interception (20 yards or greater)

- 70- Dwight Bently (Louisiana-Lafayette) (10-10-09)\*
- 69- Kenny Jackson (Ohio) (9-12-09)\*
- 36- Kevin Brown (MTSU) (9-26-09)

\* Touchdown





## LAST TIME IT HAPPENED...

### INDIVIDUAL

#### RUSHING FOR OVER 150 YARDS

**NT:** Lance Dunbar, 238 yards, Florida Atlantic, 10-17-09

**Opp:** Phillip Tanner, 159 yards, Middle Tennessee, 11-22-08

#### RUSHING FOR OVER 200 YARDS

**NT:** Lance Dunbar, 238 yards, Florida Atlantic, 10-17-09

**Opp:** Irving Spikes, 254 yards, NE Louisiana, 11-20-93

#### RUSHED FOR TWO TOUCHDOWNS IN A GAME

**NT:** Lance Dunbar (3), Florida Atlantic, 10-17-09

**Opp:** DuJuan Harris (2), Troy, 10-24-09

#### RUSHED FOR THREE TOUCHDOWNS IN A GAME

**NT:** Lance Dunbar (3), Florida Atlantic, 10-17-09

**Opp:** Zerb Singleton (3), Navy, 11-10-07

#### TWO RUNNERS OVER 100 YARDS IN A GAME

**NT:** Patrick Cobbs (131) & Roy Bishop (107) vs. Baylor, 9-6-03

**Opp:** David Wolke (178) & Tyrell Hayden (117) WKU, 11-1-08

#### PASSING FOR OVER 300 YARDS

**NT:** Riley Dodge, 313, MTSU, 9-26-09

**Opp:** Levi Brown, 469, Troy, 10-24-09

#### PASSING FOR OVER 400 YARDS

**NT:** Giovanni Vizza, 478 yards, vs. Navy, 11-10-07

**Opp:** Levi Brown, 469, Troy, 10-24-09

#### PASSING FOR THREE TOUCHDOWNS IN A GAME

**NT:** Giovanni Vizza (4), vs. WKU, 11-1-08

**Opp:** Rusty Smith (3), FAU, 10-17-09

#### PASSING FOR FOUR TOUCHDOWNS IN A GAME

**NT:** Giovanni Vizza (4), vs. WKU, 11-1-08

**Opp:** Rusty Smith (4), FAU, 11-8-08

#### RECEIVING YARDS OVER 150

**NT:** Casey Fitzgerald, 231 yards, vs. ULL 10-11-08

**Opp:** Devin Lowry, 160 yards, SMU, 9-8-07

#### RECEIVING YARDS OVER 200

**NT:** Casey Fitzgerald, 231 yards, vs. ULL, 10-11-08

**Opp:** Trevor Insley, 263 yards, Nevada, 10-30-99

#### THREE TOUCHDOWNS RECEIVING

**NT:** Casey Fitzgerald (5) vs. Navy, 11-10-07

**Opp:** Jason Chery, ULL (3), 10-11-08

#### TWO RECEIVERS OVER 100 YARDS IN A GAME

**NT:** Casey Fitzgerald (134), Corey Washington (127), & Sam Dibrell (113) vs. Navy, 11-10-07

**Opp:** J. Dillard (114) & Toren Dixon (101), Rice, 9-27-08

#### THREE TOUCHDOWNS SCORED IN A GAME

**NT:** Lance Dunbar (3), vs. Florida Atlantic, 10-17-09

**Opp:** Jason Chery (5), ULL, 10-11-08

#### FOUR TOUCHDOWNS SCORED IN A GAME

**NT:** Lance Dunbar (4), Louisiana-Lafayette, 10-10-09

**Opp:** Jason Chery (5), ULL, 10-11-08

#### FOUR FIELD GOALS IN A GAME

**NT:** Denis Hopovac, 5 field goals vs. FIU, 10-7-06

**Opp:** Nick Browne, TCU, 9-1-01

#### PUNT RETURN FOR A TOUCHDOWN

**NT:** Johnny Quinn, 85 yards vs. Louisiana-Monroe 10-30-04

**Opp:** Tridand Holliday, 92 yards, LSU, 9-13-08

#### KICKOFF RETURN FOR A TOUCHDOWN

**NT:** Broderick McGrew, 100 yards vs. Utah State, 11-14-98

**Opp:** Jorrick Calvin, 95 yards, Troy, 10-25-08

#### INTERCEPTION RETURN FOR A TOUCHDOWN

**NT:** Tobe Nwigwe, 97 yards, vs. WKU, 11-1-08

**Opp:** Dwight Bently, 70 yards, Louisiana-Lafayette (10-10-09)

#### FUMBLE RETURN FOR A TOUCHDOWN

**NT:** T.J. Covington, 100 yards, vs. Utah State 10-9-04

**Opp:** Aaron Lewis, 0 yards, Texas, 9-2-06

#### BLOCKED PUNT RETURN FOR A TOUCHDOWN

**NT:** Chris Neal, vs. WKU, 5 yards, 11-24-07

**Opp:** Andrew Joseph, 33 yards, Louisiana-Lafayette, 10-10-09

#### SAFETY SCORED

**NT:** Team vs. UL-Lafayette, 11-4-06

**Opp:** Team vs. Troy, 10-24-09

#### BLOCKED FIELD GOAL RETURN FOR A TD

**NT:** Phillip Littlejohn, 66 yards, vs. Idaho, 10-4-97

**Opp:** Gary Love, Arizona, 60 yards, 9-28-02

### TEAM

#### 300 YARDS RUSHING IN A GAME

**NT:** 334 yards vs. Idaho, 11-13-04

**Opp:** 314 yards vs. WKU, 11-1-08

#### 400 YARDS PASSING IN A GAME

**NT:** 478 yards vs. Navy, 11-10-07

**Opp:** 492 yards, Troy, 10-24-09

#### 500 YARDS IN TOTAL OFFENSE

**NT:** 516 yards vs. FAU, 10-17-09

**Opp:** 697 yards, Troy, 10-24-09

#### 50 RUSHING ATTEMPTS

**NT:** 51 vs. Ball State, 9-3-09

**Opp:** 57, Navy, 11-10-07

#### 80 OFFENSIVE PLAYS

**NT:** 81 vs. Louisiana-Lafayette, 10-10-09

**Opp:** 94, Troy, 10-24-09

#### 50+ POINTS IN A GAME

**NT:** 51 vs. WKU, 11-1-08

**Opp:** 50, Troy, 10-24-09

#### 60+ POINTS IN A GAME

**NT:** 62, vs. Navy, 11-10-07

**Opp:** 77, vs. Rice, 9-27-08

#### 30 FIRST DOWNS

**NT:** 31 vs. ULM, 10-18-08

**Opp:** 31, Navy, 11-10-07

#### SHUTOUT RECORDED

**NT:** 21-0 vs. Troy State, 10-30-03

**Opp:** 35-0, Middle Tennessee, 9-30-06

#### LESS THAN 200 YARDS TOTAL OFFENSE ALLOWED

**NT:** 187 vs. Alabama, 9-19-09

**Opp:** 137, UL-Monroe, 11-18-06

#### LESS THAN 100 YARDS RUSHING ALLOWED

**NT:** 63, Ohio, 9-12-09

**Opp:** 61 vs. Alabama 9-19-09

#### LESS THAN 100 YARDS PASSING ALLOWED

**NT:** 40, vs. Troy, 10-4-05

**Opp:** 63, UL-Monroe, 11-18-06



## MEAN GREEN CAREER HIGHS

### #11 Riley Dodge, QB, Fr.

Attempts	54 vs. Middle Tennessee (9-26-09)
Completions	35 vs. Middle Tennessee (9-26-09)
Passing Yards	313 vs. Middle Tennessee (9-26-09)
Passing Touchdowns	1, twice
Long Pass	69 vs. FAU (10-17-09)
Rushes	12 vs. Ball State (9-3-09)
Rushing Yards	73 vs. Ball State (9-3-09)
Longest Rush	27 vs. Tulsa (9-6-08)
Rushing Touchdowns	1 vs. Middle Tennessee (9-26-09)

### #26 Cam Montgomery, RB, Sr.

Rushes	23 vs. ULM (10-18-08)
Rushing Yards	149 vs. Ball State (9-3-09)
Longest Rush	42 vs. MTSU (11-22-08)
Touchdowns	2, three times

### #5 Lance Dunbar, RB, So

Rushes	32 vs. Louisiana-Lafayette (10-10-09)
Rushing Yards	238 vs. FAU (10-17-09)
Longest Rush	69 vs. Troy (10-24-09)
Reception	60 vs. Troy (10-24-09)
Touchdowns	4 vs. Louisiana-Lafayette (10-10-09)

### #2 James Hamilton, RB, So.

Rushes	7 vs. Florida Atlantic (11-8-08)
Rushing Yards	31, twice
Longest Rush	23 vs. Florida Atlantic (11-8-08)
Reception	15 vs. Western Kentucky (11-1-08)
Touchdowns	1 vs. Florida Atlantic (11-8-08)

### #15 Jamaal Jackson, WR, Jr.

Receptions	11 vs. Middle Tennessee (9-26-09)
Receiving Yards	86 vs. Ball State (9-3-09)
Touchdowns	1, twice
Long Reception	69 vs. FAU (10-17-09)

### #82 Michael Outlaw, WR, Jr.

Receptions	7, twice
Receiving Yards	112 vs. Troy (10-24-09)
Touchdowns	1, twice
Long Reception	46 vs. FAU (10-17-09)

### #4 Alex Lott, WR, Jr.

Receptions	7, twice
Receiving Yards	69 vs. FIU (10-4-08)
Touchdowns	1, twice
Long Reception	19 vs. FIU (10-4-08)

### #19 Darius Carey, WR, Fr.

Receptions	6 vs. Ohio (9-12-09)
Receiving Yards	61 vs. FAU (10-17-09)
Touchdowns	1 vs. FAU (10-17-09)
Long Reception	21 vs. Middle Tennessee (9-26-09)

### #9 B. J. Lewis, WR, So.

Receptions	5 vs. Middle Tennessee (9-26-09)
Receiving Yards	59 vs. Middle Tennessee (9-26-09)
Touchdowns	
Long Reception	24 vs. Middle Tennessee (9-26-09)

### #49 Jeremy Knott, K, Jr.

Long Field Goal	47 yards vs. Tulsa (9-6-08)
Most Field Goals	3, three times
Most Made PATs	4 vs. FAU (10-17-09)

### #47 Brandon Akpunku, DE, So.

Tackles	8, twice
Tackles For Loss	3.0 vs. Middle Tennessee (9-26-09)
Sacks	1.0 vs. Middle Tennessee (9-26-09)

### #94 Eddrick Gilmore, DT, Sr.

Tackles	6 vs. Ohio (9-12-09)
Tackles For Loss	2.0, twice
Sacks	2 vs. Arkansas State (11-29-08)

### #99 Shavod Atkinson, DT, Jr.

Tackles	5, twice
Tackles For Loss	2.0 vs. Ohio (9-12-09)
Sacks	2.0 vs. Ohio (9-12-09)

### #91 Kelvin Jackson, DT, Jr.

Tackles	4 vs. Ball State (9-3-09)
Tackles For Loss	
Sacks	

### #52 Sam Owusu-Hemeng, DE, Jr.

Tackles	3 vs. Kansas State (8-30-08)
Tackles For Loss	1.5 vs. Ohio (9-12-09)
Sacks	1.0 vs. Louisiana-Lafayette (10-10-09)

### #44 Toby Nwigwe, LB, Sr.

Tackles	15 vs. Ohio (9-12-09)
Tackles For Loss	2.5 vs. Tulsa (9-16-06)
Interceptions	1, three times

### #42 Craig Robertson, LB, Jr.

Tackles	12 vs. Ball State (9-3-09)
Tackles For Loss	2, twice
Interceptions	2 vs. Troy (10-20-07)

### #37 Kylie Hill, LB, Sr.

Tackles	11 vs. WKU (11-1-08)
Passes Broken Up	1, three times
Interception	1, twice

### #25 Ira Smith, DB, Jr.

Tackles	12 vs. Troy (10-24-09)
Passes Broken Up	1, twice
Interception	

### #10 DaWaylon Cook, DR, So.

Tackles	11 vs. Alabama (9-19-09)
Passes Broken Up	1 vs. Alabama (9-19-09)
Interception	

### #21 Royce Hill, DB, So.

Tackles	8, twice
Passes Broken Up	1 vs. Kansas State (8-30-08)
Interception	1, twice

### #22 Adryan Adams, DB, Sr.























Tackles	7 vs. Troy (10-25-08)
Passes Broken Up	2 vs. Western Kentucky (11-1-08)
Interception	1 vs. Middle Tennessee (11-22-08)

### #41 Will Atterberry, P, Fr.

Longest Punt	52 vs. Alabama (9-19-09)
--------------	--------------------------



## MEAN GREEN DEPTH CHART

20						<b>Specialists</b>												
						PK #49	Jeremy Knott	PH #6	Nathan Tune	P #41	Will Atterberry	KR #10	DaWaylon Cook	KR #19	Darius Carey	PR #21	Royce Hill	DS #86
30																		
						<b>Running Back</b> #26 Cam Montgomery <i>or</i> #5 Lance Dunbar												
40																		
	<b>Wide Receiver</b> #82 Michael Outlaw #8 Sam Roberson		<b>Wide Receiver</b> #15 Jamaal Jackson #3 Willie Taylor		<b>Quarterback</b> #11 Riley Dodge #6 Nathan Tune		<b>Wide Receiver</b> #19 Darius Carey #4 Alex Lott		<b>Wide Receiver</b> #9 B.J. Lewis #89 Forrest Rucker									
50																		
	<b>Right Tackle</b> #77 Esteban Santiago #73 Jeremy Bean		<b>Right Guard</b> #57 Tyler Bailey #70 Coleman Feeley		<b>Center</b> #56 J.J. Johnson #60 Aaron Fotenberry		<b>Left Guard</b> #68 Kelvin Drake #62 Gabe Hollivay		<b>Left Tackle</b> #64 Victor Gill #72 Matt Tomlinson									
40																		
	<b>Defensive End</b> #47 Brandon Akpunku #94 Eddrick Gilmore		<b>Defensive Tackle</b> #99 Shavod Atkinson <i>or</i> #92 Draylen Ross		<b>Defensive Tackle</b> #91 Kelvin Jackson #94 Eddrick Gilmore		<b>Defensive End</b> #52 Sam Owusu-Hemeng #96 Tevinn Cantly											
30																		
	<b>Outside Linebacker</b> #37 Kylie Hill #45 Jeremy Phillips		<b>Middle Linebacker</b> #44 Tobe Nwigwe #31 A.J. Penson				<b>Outside Linebacker</b> #42 Craig Robertson #53 Daniel Prior											
20																		
	<b>Cornerback</b> #21 Royce Hill #35 Antoine Bush		<b>Safety</b> #25 Ira Smith #23 Darien Williams		<b>Safety</b> #10 DaWaylon Cook #18 John Shorter		<b>Cornerback</b> #22 Adryan Adams #27 Robby Gordon											



## UNIVERSITY OF NORTH TEXAS ROSTER - NUMERICAL

1	Brigham, Desmond	DB	6-1	184	Fr.	RS	Caddo Mills, Texas (Caddo Mills HS)	48	Obi, Kenechukwu	DE	6-2	214	Fr.	HS	Mission Hills, Ca. (Bishop Alemany HS)
2	Hamilton, James	RB	5-8	178	So.	1L	Cedar Hill, Texas (Cedar Hill HS)	49	Knott, Jeremy	K	6-3	182	Sr.	1L	Tulsa, Okla. (NE Okla. A&M)
3	Stubblefield, Arthur	DB	5-10	182	Sr.	1L	Houston, Texas (Eisenhower HS)	50	Leppo, Nick	OL	6-3	246	Fr.	HS	Southlake, Texas (Carroll HS)
3	Taylor, Willie	WR	5-10	175	Fr.	RS	Dallas, Texas (Hillcrest HS)	51	Acton, Jared	OL	5-11	287	Fr.	RS	Southlake, Texas (Carroll HS)
4	Lott, Alex	WR	5-9	173	Jr.	1L	Plano, Texas (Texas Lutheran)	51	January, Sean	LB	6-0	234	Jr.	TR	Cave Creek, Arizona (Scottsdale CC)
5	Dunbar, Lance	RB	5-9	202	So.	1L	Haltom City, Texas (Haltom HS)	52	Owusu-Hemeng, Sam	DE	6-1	242	Jr.	1L	Arlington, Texas (Seguin HS)
6	Tune, Nathan	QB	6-4	206	Jr.	2L	Celina, Texas (Celina HS)	53	Foster, Ryan	LB	6-2	227	Fr.	TR	Grand Prairie, Texas (Prairie View)
7	Wilson, Jamaal	DB	5-10	181	So.	SQ	DeSoto, Texas (DeSoto HS)	53	Prior, Daniel	LB	6-2	215	Fr.	HS	Henderson, Texas (Henderson HS)
7	Thompson, Derek	QB	6-4	223	Fr.	HS	Glen Rose, Texas (Glen Rose HS)	54	Deheck, Robbie	LB	6-2	231	So.	1L	Azle, Texas (Azle HS)
8	Roberson, Sam	WR	6-4	220	So.	1L	Somerville, Texas (Somerville HS)	56	Johnson, J.J.	OL	6-3	283	So.	1L	Plano, Texas (Plano West HS)
9	Lewis, B.J.	WR	6-1	197	So.	1L	Waco, Texas (Robinson HS)	57	Bailey, Tyler	OL	6-2	292	Sr.	3L	Lexington, Ky. (Paul Dunbar HS)
10	Cook, DaWaylon	DB	6-1	196	So.	1L	Dallas, Texas (Samuell HS)	57	Nailor, Joseph	DE	6-2	235	So.	TR	Houston, Texas (Idaho State)
11	Dodge, Riley	QB	6-0	193	Fr.	RS	Southlake, Texas (Carroll HS)	58	Holt, Dan	OL	6-4	299	Fr.	TR	McKinney, Texas (Midwestern St.)
13	Baine, Chase	QB	6-0	198	Fr.	RS	Lake Dallas, Texas (Lake Dallas HS)	60	Fortenberry, Aaron	OL	6-4	288	Fr.	RS	Era, Texas (Era HS)
15	Jackson, Jamaal	WR	5-10	163	Jr.	TR	Amite, La. (Southwest Miss. CC)	62	Hollivay, Gabe	OL	6-3	328	Sr.	1L	Hamilton, Miss. (Itawamba CC)
17	Johnson, Breece	WR	6-1	178	Jr.	2L	Colleyville, Texas (Heritage HS)	63	White, Kyle	DT	6-2	309	Fr.	HS	New Orleans, Louisiana (McDonogh 35 HS)
18	Shorter, John	DB	6-0	195	So.	1L	Dallas, Texas (Lake Highlands HS)	64	Gill, Victor	OL	6-4	261	Jr.	2L	Argyle, Texas (Argyle HS)
18	Jones, Bennie	WR	6-2	165	Jr.	TR	Marlin, Texas (Navarro JC)	65	Flax, Kennan	OL	6-4	283	Fr.	HS	Houston, Texas (Cy-Ridge HS)
19	Carey, Darius	WR	5-10	188	Fr.	HS	New Orleans, Louisiana (Helen Cox HS)	66	Kaiser, Jacob	OL	6-7	311	So.	SQ	Greensburg, Pa. (Central Catholic HS)
20	Chatman, Justin	DB	5-9	180	So.	TR	Mesquite, Texas (Minnesota)	67	Williams, Ryan	OL	6-2	219	Fr.	HS	Southlake, Texas (Carroll HS)
20	Jackson, Jamel	WR	5-9	171	Jr.	TR	Killeen, Texas (Northwestern St)	68	Drake, Kelvin	OL	6-2	280	Jr.	2L	Galveston, Texas (Ball HS)
21	Hill, Royce	DB	6-0	177	So.	1L	Houston, Texas (Cypress Ridge HS)	69	Bruner, Jason	OL	6-9	311	Jr.	TR	Mineola, Texas (Trinity Valley CC)
22	Adams, Adryan	DB	6-0	182	Sr.	1L	Oklahoma City, Okla. (NE Okla. A&M)	70	Feeley, Coleman	OL	6-4	305	So.	1L	Austin, Texas (Anderson HS)
23	Williams, Darien	DB	5-10	189	So.	1L	Vernon, Texas (Vernon HS)	72	Tomlinson, Matt	OL	6-5	297	So.	SQ	Klein, Texas (Klein HS)
24	Mathis, Jeremi	RB	6-1	215	Fr.	RS	Arlington, Texas (Martin HS)	73	Bean, Jeremy	OL	6-5	301	Jr.	TR	Bethel, Okla. (NE Okla. A&M)
25	Smith, Ira	DB	5-11	183	Jr.	TR	Long Beach, Mississippi (Gulf Coast CC)	74	Franklin, Troy	OL	6-5	272	So.	1L	Celina, Texas (Celina HS)
25	Ponce, Matt	RB	5-11	198	Fr.	HS	Whitehouse, Texas (Whitehouse HS)	76	Noble, John	OL	6-6	296	Fr.	HS	Rockwall, Texas (Rockwall HS)
26	Montgomery, Cam	RB	6-1	218	Sr.	1L	The Woodlands, Texas (NE Miss. JC)	77	Santiago, Esteban	OL	6-3	296	Jr.	2L	El Paso, Texas (Coronado HS)
27	Gordon, Robbie	DB	6-0	181	Jr.	1L	Ardmore, Okla. (Ardmore HS)	78	Kokjohn, Troy	OL	6-2	242	So.	1L	Carrollton, Texas (Hebron HS)
27	Schutzta, Casey	WR	5-10	170	Fr.	HS	Eules, Texas (Trinity HS)	79	Jenkins, Nate	OL	6-4	349	Jr.	SQ	Hattiesburg, Miss. (Pearle River CC)
29	Roberts, Phillip	DB	5-11	195	Fr.	RS	Killeen, Texas (Ellison HS)	80	Dickerson, Kevin	WR	6-0	200	Sr.	2L	Fort Worth, Texas (Calvary Christian)
29	Jackson, Hilbert	DB	6-1	181	Fr.	HS	Rowlett, Texas (Rowlett HS)	82	Outlaw, Michael	WR	6-0	185	Jr.	TR	Starkville, Miss. (East Miss. CC)
30	Deans, Trent	K	6-0	184	Fr.	RS	Sherman, Texas (Sherman HS)	83	Seidle, Bryant	TE	6-2	233	Sr.	2L	Cypress, Texas (Cy-Fair HS)
30	Gandy, Shelton	RB	5-8	170	Fr.	HS	Denton, Texas (Ryan HS)	84	Brown, Greg	WR	6-1	217	So.	1L	Grand Prairie, Texas (Grand Prairie HS)
31	Penson, A.J.	LB	6-1	225	Jr.	2L	Lufkin, Texas (Lufkin HS)	85	Fitzpatrick, Austin	TE	6-3	200	Fr.	HS	Friendswood, Texas (Friendswood HS)
31	Squier, Weston	RB	5-8	154	So.	SQ	Sanger, Texas (Sanger HS)	86	Davidson, Christian	LB	6-2	222	Sr.	2L	Spring, Texas (Klein Oak HS)
32	Mosley, Micah	RB	6-0	224	Jr.	2L	Nederland, Texas (Nederland HS)	87	Brainard, Chris	WR	5-11	158	Fr.	HS	Southlake, Texas (Carroll HS)
34	Neal, Chris	DB	5-9	168	Jr.	2L	Kaufman, Texas (Kaufman HS)	88	Stradford, Tyler	WR	6-2	190	Fr.	TR	New Orleans, La. (Oklahoma)
35	Bush, Antoine	DB	5-10	194	Sr.	3L	Tyler, Texas (John Tyler HS)	89	Cruz, Rory	WR	6-0	160	Fr.	TR	Arlington, Texas (SW Okla. State)
36	Davis, Marquese	LB	6-1	232	So.	1L	Atlanta, Texas (Atlanta HS)	89	Rucker, Forrest	WR	6-6	215	Fr.	RS	Hearne, Texas (Hearne HS)
37	Hill, Kylie	LB	5-11	190	Sr.	1L	Bristow, Okla. (NE Okla. A&M)	90	Cole III, Mack	DE	6-4	228	Sr.	1L	Topeka, Kan. (Fort Scott CC)
39	Ekwerekwu, John	RB	5-11	208	Jr.	SQ	Carrollton, Texas (R.L. Turner HS)	91	Jackson, Kelvin	DT	6-2	309	Fr.	TR	Hermanville, Miss. (Itawamba CC)
39	Serrano, Jose	K	5-11	199	Fr.	HS	Dallas, Texas (Skyline HS)	92	Ross, Draylen	DL	6-4	292	Jr.	2L	Fort Worth, Texas (Diamond Hill-Jarvis HS)
40	Washington, Tyler	LB	6-1	221	Fr.	HS	Cedar Hill, Texas (Cedar Hill HS)	93	Anyiam, LaChristopher	DL	6-4	287	Fr.	HS	Allen, Texas (Allen HS)
41	Atterberry, Will	K/P	5-11	187	Fr.	HS	Lewisville, Texas (Lewisville HS)	94	Gilmore, Eddrick	DE	6-5	269	Sr.	3L	Houston, Texas (Alief Hastings HS)
42	Robertson, Craig	LB	6-1	221	Jr.	2L	Stafford, Texas (Stafford HS)	95	DeSoto, Jesse	DL	6-1	289	Jr.	2L	San Antonio, Texas (Lee HS)
44	Nwigwe, Tobe	LB	6-2	240	Sr.	2L	Houston, Texas (Alief Elsik HS)	96	Cantly, Tevinn	DE	6-4	301	Fr.	RS	Arlington, Texas (Lamar HS)
45	Phillips, Jeremy	LB	6-3	198	Fr.	RS	Waller, Texas (Waller HS)	97	Hawthorne, Joe	DT	6-4	270	Fr.	RS	Arlington, Texas (Martin HS)
46	Herron, Julian	LB	6-2	199	Fr.	TR	Arlington, Texas (Bowie HS)	98	Weber, John	DE	6-3	288	Jr.	TR	Harvey, Louisiana (Itawamba CC)
47	Akpunku, Brandon	DE	6-1	226	So.	1L	Cedar Hill, Texas (Cedar Hill HS)	99	Atkinson, Shavod	DT	6-2	307	Jr.	TR	Hobart, Okla. (Independence CC)
48	Monroe, Charles	RB	5-10	220	Fr.	HS	Mesquite, Texas (Mesquite HS)								





## UNIVERSITY OF NORTH TEXAS ROSTER - ALPHABETICAL

51 Acton, Jared	OL	5-11	287	Fr.	Southlake, Texas (Carroll HS)	51 January, Sean	LB	6-0	234	Jr.	Cave Creek, Arizona (Scottsdale CC)
22 Adams, Adryan	DB	6-0	182	Sr.	Oklahoma City, Okla. (NE Okla. A&M)	79 Jenkins, Nate	OL	6-4	349	Jr.	Hattiesburg, Miss. (Pearle River CC)
47 Akpunku, Brandon	DE	6-1	226	So.	Cedar Hill, Texas (Cedar Hill HS)	17 Johnson, Breece	WR	6-1	178	Jr.	Colleyville, Texas (Heritage HS)
93 Anyiam, LaChristopher	DL	6-4	287	Fr.	Allen, Texas (Allen HS)	56 Johnson, J.J.	OL	6-3	283	So.	Plano, Texas (Plano West HS)
99 Atkinson, Shavod	DT	6-2	307	Jr.	Hobart, Okla. (Independence CC)	18 Jones, Bennie	WR	6-2	165	Jr.	Marlin, Texas (Navarro JC)
41 Atterberry, Will	K/P	5-11	187	Fr.	Lewisville, Texas (Lewisville HS)	66 Kaiser, Jacob	OL	6-7	311	So.	Greensburg, Pa. (Central Catholic HS)
57 Bailey, Tyler	OL	6-2	292	Sr.	Lexington, Ky. (Paul Dunbar HS)	49 Knott, Jeremy	K	6-3	182	Sr.	Tulsa, Okla. (NE Okla. A&M)
13 Baine, Chase	QB	6-0	198	Fr.	Lake Dallas, Texas (Lake Dallas HS)	78 Kokjohn, Troy	OL	6-2	242	So.	Carrollton, Texas (Hebron HS)
73 Bean, Jeremy	OL	6-5	301	Jr.	Bethel, Okla. (NE Okla. A&M)	50 Leppo, Nick	OL	6-3	246	Fr.	Southlake, Texas (Carroll HS)
87 Brainard, Chris	WR	5-11	158	Fr.	Southlake, Texas (Carroll HS)	9 Lewis, B.J.	WR	6-1	197	So.	Waco, Texas (Robinson HS)
1 Brigham, Desmond	DB	6-1	184	Fr.	Caddo Mills, Texas (Caddo Mills HS)	4 Lott, Alex	WR	5-9	173	Jr.	Plano, Texas (Texas Lutheran)
84 Brown, Greg	WR	6-1	217	So.	Grand Prairie, Texas (Grand Prairie HS)	24 Mathis, Jeremi	RB	6-1	215	Fr.	Arlington, Texas (Martin HS)
69 Bruner, Jason	OL	6-9	311	Jr.	Mineola, Texas (Trinity Valley CC)	48 Monroe, Charles	RB	5-10	220	Fr.	Mesquite, Texas (Mesquite HS)
35 Bush, Antoine	DB	5-10	194	Sr.	Tyler, Texas (John Tyler HS)	26 Montgomery, Cam	RB	6-1	218	Sr.	The Woodlands, Texas (NE Mississippi JC)
96 Cantly, Tevinn	DT	6-4	301	Fr.	Arlington, Texas (Lamar HS)	32 Mosley, Micah	RB	6-0	224	Jr.	Nederland, Texas (Nederland HS)
19 Carey, Darius	WR	5-10	188	Fr.	New Orleans, Louisiana (Helen Cox HS)	57 Nailor, Joseph	DE	6-2	235	So.	Houston, Texas (Idaho State)
20 Chatman, Justin	DB	5-9	180	So.	Mesquite, Texas (Minnesota)	34 Neal, Chris	DB	5-9	168	Jr.	Kaufman, Texas (Kaufman HS)
90 Cole III, Mack	DE	6-4	228	Sr.	Topeka, Kan. (Fort Scott CC)	76 Noble, John	OL	6-6	296	Fr.	Rockwall, Texas (Rockwall HS)
10 Cook, DaWaylon	DB	6-1	196	So.	Dallas, Texas (Samuell HS)	44 Nwigwe, Tobe	LB	6-2	240	Sr.	Houston, Texas (Alief Elsik HS)
89 Cruz, Rory	WR	6-0	160	Fr.	Arlington, Texas (SW Okla. State)	48 Obi, Kenechukwu	DE	6-2	214	Fr.	Mission Hills, California (Bishop Alemany HS)
86 Davidson, Christian	LB	6-2	222	Sr.	Spring, Texas (Klein Oak HS)	82 Outlaw, Michael	WR	6-0	185	Jr.	Starkville, Miss. (East Miss. CC)
36 Davis, Marquese	LB	6-1	232	So.	Atlanta, Texas (Atlanta HS)	52 Owusu-Hemeng, Sam	DE	6-1	242	Jr.	Arlington, Texas (Seguin HS)
30 Deans, Trent	K	6-0	184	Fr.	Sherman, Texas (Sherman HS)	31 Penson, A.J.	LB	6-1	225	Jr.	Lufkin, Texas (Lufkin HS)
54 Deheck, Robbie	LB	6-2	231	So.	Azle, Texas (Azle HS)	45 Phillips, Jeremy	LB	6-3	198	Fr.	Waller, Texas (Waller HS)
95 DeSoto, Jesse	DL	6-1	289	Jr.	San Antonio, Texas (Lee HS)	25 Ponce, Matt	RB	5-11	198	Fr.	Whitehouse, Texas (Whitehouse HS)
80 Dickerson, Kevin	WR	5-10	200	Sr.	Fort Worth, Texas (Calvary Christian Acad.)	53 Prior, Daniel	LB	6-2	215	Fr.	Henderson, Texas (Henderson HS)
11 Dodge, Riley	QB	6-0	193	Fr.	Southlake, Texas (Carroll HS)	8 Roberson, Sam	WR	6-4	220	So.	Somerville, Texas (Somerville HS)
68 Drake, Kelvin	OL	6-2	280	Jr.	Galveston, Texas (Ball HS)	42 Robertson, Craig	LB	6-1	221	Jr.	Stafford, Texas (Stafford HS)
5 Dunbar, Lance	RB	5-9	202	So.	Haltom City, Texas (Haltom HS)	29 Roberts, Phillip	DB	5-11	195	Fr.	Killeen, Texas (Ellison HS)
39 Ekwerekwu, John	RB	5-11	208	Jr.	Carrollton, Texas (R.L. Turner HS)	92 Ross, Draylen	DL	6-4	292	Jr.	Fort Worth, Texas (Diamond Hill-Jarvis HS)
70 Feeley, Coleman	OL	6-4	305	So.	Austin, Texas (Anderson HS)	89 Rucker, Forrest	WR	6-6	215	Fr.	Hearne, Texas (Hearne HS)
85 Fitzpatrick, Austin	TE	6-3	200	Fr.	Friendswood, Texas (Friendswood HS)	77 Santiago, Esteban	OL	6-3	296	Jr.	El Paso, Texas (Coronado HS)
65 Flax, Kennan	OL	6-4	283	Fr.	Houston, Texas (Cy Ridge HS)	83 Seidle, Bryant	TE	6-2	233	Sr.	Cypress, Texas (Cy-Fair HS)
60 Fortenberry, Aaron	OL	6-4	288	Fr.	Era, Texas (Era HS)	39 Serrano, Jose	K	5-11	199	Fr.	Dallas, Texas (Skyline HS)
53 Foster, Ryan	LB	6-2	227	Fr.	Grand Prairie, Texas (Prairie View)	27 Schutzta, Casey	WR	5-10	170	Fr.	Eules, Texas (Trinity HS)
74 Franklin, Troy	OL	6-5	272	So.	Celina, Texas (Celina HS)	18 Shorter, John	DB	6-0	195	So.	Dallas, Texas (Lake Highlands HS)
30 Gandy, Shelton	RB	5-8	170	Fr.	Denton, Texas (Ryan HS)	25 Smith, Ira	DB	5-11	183	Jr.	Long Beach, Mississippi (Gulf Coast CC)
64 Gill, Victor	OL	6-4	261	Jr.	Argyle, Texas (Argyle HS)	31 Squier, Weston	RB	5-8	154	So.	Sanger, Texas (Sanger HS)
94 Gilmore, Eddrick	DE	6-5	269	Sr.	Houston, Texas (Alief Hastings HS)	88 Stradford, Tyler	WR	6-2	190	Fr.	New Orleans, La. (Oklahoma)
27 Gordon, Robbie	DB	6-0	181	Jr.	Ardmore, Okla. (Ardmore HS)	3 Stubblefield, Arthur	DB	5-10	182	Sr.	Houston, Texas (Eisenhower HS)
2 Hamilton, James	RB	5-8	178	So.	Cedar Hill, Texas (Cedar Hill HS)	3 Taylor, Willie	WR	5-10	175	Fr.	Dallas, Texas (Hillcrest HS)
97 Hawthorne, Joe	DT	6-4	270	Fr.	Arlington, Texas (Martin HS)	7 Thompson, Derek	QB	6-4	223	Fr.	Glen Rose, Texas (Glen Rose HS)
46 Herron, Julian	LB	6-2	199	Fr.	Arlington, Texas (Bowie HS)	72 Tomlinson, Matt	OL	6-5	297	So.	Klein, Texas (Klein HS)
37 Hill, Kylie	LB	5-11	190	Sr.	Bristow, Okla. (NE Okla. A&M)	6 Tune, Nathan	QB	6-4	206	Jr.	Celina, Texas (Celina HS)
21 Hill, Royce	DB	6-0	177	So.	Houston, Texas (Cypress Ridge HS)	40 Washington, Tyler	LB	6-1	221	Fr.	Cedar Hill, Texas (Cedar Hill HS)
62 Hollivay, Gabe	OL	6-3	328	Sr.	Hamilton, Miss. (Itawamba CC)	98 Weber, John	DE	6-3	288	Jr.	Harvey, Louisiana (Itawamba CC)
58 Holt, Dan	OL	6-4	299	Fr.	McKinney, Texas (Midwestern State)	63 White, Kyle	DT	6-2	309	Fr.	New Orleans, Louisiana (McDonogh 35 HS)
29 Jackson, Hilbert	DB	6-1	181	Fr.	Rowlett, Texas (Rowlett HS)	23 Williams, Darien	DB	5-10	189	So.	Vernon, Texas (Vernon HS)
15 Jackson, Jamaal	WR	5-10	163	Jr.	Amite, La. (Southwest Miss. CC)	67 Williams, Ryan	OL	6-2	219	Fr.	Southlake, Texas (Carroll HS)
20 Jackson, Jamel	WR	5-9	171	Jr.	Killeen, Texas (Northwestern State)	7 Wilson, Jamal	DB	5-10	181	So.	DeSoto, Texas (DeSoto HS)
91 Jackson, Kelvin	DT	6-2	309	Jr.	Hermanville, Miss. (Itawamba CC)						



## NORTH TEXAS COMBINED TEAM STATISTICS

Date	Opponent	Score	Att.	Record:	Overall	Home	Away	Neutral
Sep 03, 2009	at Ball State Cardinals	W 20-10	16054	All games	1-6	0-3	1-3	0-0
Sep 12, 2009	OHIO	L 30-31	16674	Conference	0-4	0-2	0-2	0-0
Sep 19, 2009	at Alabama	L 7-53	92012	Non-Conference	1-2	0-1	1-1	0-0
* Sep 26, 2009	MIDDLE TENNESSEE	L 21-37	22346	<b>Team Statistics</b>				
* Oct 10, 2009	at Louisiana	L 34-38	12141	FIRST DOWNS		NT	OPP	
* Oct 17, 2009	FLORIDA ATLANTIC	L 40-44	23319	Rushing	60		74	
* Oct 24, 2009	at TROY	L 26-50	20032	Passing	65		73	
				Penalty	13		11	
<b>Rushing</b>				RUSHING YARDAGE	1262		1277	
Dunbar, Lance	gp att gain loss net avg td lg avg/g			Rushing Attempts	247		280	
Montgomery, C.	5 60 276 27 249 4.2 2 25 49.8			Average Per Rush	5.1		4.6	
Dodge, Riley	5 44 234 25 209 4.8 1 22 41.8			Average Per Game	180.3		182.4	
Hamilton, J.	6 8 31 0 31 3.9 0 9 5.2			TDs Rushing	16		18	
Tune, Nathan	6 12 41 11 30 2.5 0 10 5.0			PASSING YARDAGE	1563		1763	
Mathis, Jeremi	7 10 28 1 27 2.7 0 10 3.9			Att-Comp-Int	240-158-9		256-138-2	
Carey, Darius	7 2 4 0 4 2.0 1 3 0.6			Average Per Pass	6.5		6.9	
Mosley, Micah	7 2 2 0 2 1.0 0 2 0.3			Average Per Catch	9.9		12.8	
Baine, Chase	1 1 0 1 -1 -1.0 0 0 -1.0			Average Per Game	223.3		251.9	
Jackson, Jamaal	7 1 0 9 -9 -9.0 0 0 -1.3			TDs Passing	7		11	
TEAM	3 3 0 14 -14 -4.7 0 0 -4.7			TOTAL OFFENSE	2825		3040	
Total	7 247 1382 120 1262 5.1 16 69 180.3			Average Per Play	5.8		5.7	
Opponents	7 280 1454 177 1277 4.6 18 38 182.4			Average Per Game	403.6		434.3	
<b>Passing</b>				KICK RETURNS: #-Yards	37-853		29-577	
Dodge, Riley	gp effc comp-att-int pct yds td lg avg/g			PUNT RETURNS: #-Yards	4-2		15-196	
Tune, Nathan	6 135.05 60-88-2 64.5 972 3 69 194.4			INT RETURNS: #-Yards	2-58		9-217	
Total	7 122.66 158-240-9 65.8 1563 7 69 223.3			FUMBLES-LOST	17-9		16-7	
Opponents	7 124.37 138-256-2 53.9 1763 11 58 251.9			PENALTIES-Yards	50-409		48-470	
<b>Receiving</b>				PUNTS-AVG	36-39.2		37-40.4	
Jackson, Jamaal	gp no. yds avg td lg avg/g			TIME OF POSSESSION/Game	30:49		29:11	
Outlaw, Michael	7 28 336 12.0 2 46 48.0			3RD-DOWN Conversions	38/98		43/108	
Carey, Darius	7 27 242 9.0 1 21 34.6			4TH-DOWN Conversions	1/8		7/12	
Dunbar, Lance	7 14 205 14.6 2 60 29.3			<b>Interceptions</b>				
Lott, Alex	7 12 88 7.3 0 18 12.6			no. yds avg td lg				
Montgomery, C.	5 10 86 8.6 0 19 17.2			Hill, Royce	2 58 29.0 0 57			
Lewis, B.J.	6 7 88 12.6 0 24 14.7			<b>Punting</b>				
Dickerson, K.	6 6 55 9.2 0 18 9.2			no. yds avg lg tb fc i20 50+ blk				
Rucker, Forrest	4 5 38 7.6 0 10 9.5			Atterberry, W.	35 1411 40.3 59 3 3 16 6 0			
Roberson, Sam	5 3 39 13.0 0 26 7.8			TEAM	1 0 0.0 0 0 0 0 0 1			
Hamilton, J.	6 2 12 6.0 0 6 2.0			<b>Punt Returns</b>				
Brainard, Chris	3 1 6 6.0 0 6 2.0			no. yds avg td lg				
Mosley, Micah	7 1 -4 -4.0 0 0 -0.6			Carey, Darius	2 -3 -1.5 0 0			
Dodge, Riley	5 1 -18 -18.0 0 0 -3.6			Hill, Royce	1 2 2.0 0 2			
Total	7 158 1563 9.9 7 69 223.3			Jackson, Jamaal	1 3 3.0 0 0			
Opponents	7 138 1763 12.8 11 58 251.9			Total	4 2 0.5 0 2			
<b>Field Goals</b>				Opponents	15 196 13.1 1 36			
Knott, Jeremy	fg pct. 01-19 20-29 30-39 40-49 50-99 lg blk			<b>Kick Returns</b>				
	7-10 70.0 2-2 3-3 1-2 1-3 0-0 41 1			no. yds avg td lg				
<b>Scoring</b>				Hill, Royce	14 383 27.4 0 73			
Dunbar, Lance	td fg kick rush rcv pass dxp saf pts			Smith, Ira	7 141 20.1 0 34			
Knott, Jeremy	14 - 7-10 19-22 - - - - - 84			Dunbar, Lance	4 57 14.2 0 18			
Montgomery, C.	2 - - - - - - - - 40			Jackson, Jamaal	3 114 38.0 0 53			
Outlaw, Michael	2 - - - - - - - - 12			Carey, Darius	3 44 14.7 0 17			
Carey, Darius	2 - - - - - - - - 12			Hamilton, J.	2 40 20.0 0 21			
Jackson, Jamaal	2 - - - - - - - - 12			Cook, DaWaylon	2 47 23.5 0 25			
Dodge, Riley	1 - - - - - - - - 6			Mosley, Micah	1 7 7.0 0 7			
Deans, Trent	- - 0-1 - - - - - - 0			Seidle, Bryant	1 20 20.0 0 13			
Total	23 7-10 19-23 - - - - - 178			Total	37 853 23.1 0 73			
Opponents	32 13-14 28-31 - 1 1-1 - 1 263			Opponents	29 577 19.9 0 61			
<b>All Purpose</b>				<b>Total Offense</b>				
Dunbar, Lance	g rush rcv pr kr ir total avg/g			g plays rush pass total avg/g				
Jackson, Jamaal	7 734 205 0 57 0 996 142.3			Dodge, Riley	5 196 209 972 1181 236.2			
Hill, Royce	7 0 0 2 383 58 443 63.3			Dunbar, Lance	7 104 734 0 734 104.9			
Outlaw, Michael	7 0 336 0 0 0 336 48.0			Tune, Nathan	6 100 30 591 621 103.5			
Montgomery, C.	5 249 86 0 0 0 335 67.0			Montgomery, C.	5 60 249 0 249 49.8			
Total	7 1262 1563 2 853 58 3738 534.0			Hamilton, J.	6 8 31 0 31 5.2			
Opponents	7 1277 1763 196 577 217 4030 575.7			Total	7 487 1262 1563 2825 403.6			
<b>Total Offense</b>				<b>Opponents</b>				
Dodge, Riley	g plays rush pass total avg/g			g plays rush pass total avg/g				
Dunbar, Lance	7 104 734 0 734 104.9			Dodge, Riley	5 196 209 972 1181 236.2			
Tune, Nathan	6 100 30 591 621 103.5			Dunbar, Lance	7 104 734 0 734 104.9			
Montgomery, C.	5 60 249 0 249 49.8			Tune, Nathan	6 100 30 591 621 103.5			
Hamilton, J.	6 8 31 0 31 5.2			Montgomery, C.	5 60 249 0 249 49.8			
Total	7 487 1262 1563 2825 403.6			Hamilton, J.	6 8 31 0 31 5.2			
Opponents	7 536 1277 1763 3040 434.3			Total	7 487 1262 1563 2825 403.6			



## NORTH TEXAS OVERALL TEAM STATISTICS

Team Statistics	NT	OPP
SCORING	178	263
Points Per Game	25.4	37.6
FIRST DOWNS	138	158
Rushing	60	74
Passing	65	73
Penalty	13	11
RUSHING YARDAGE	1262	1277
Yards gained rushing	1382	1454
Yards lost rushing	120	177
Rushing Attempts	247	280
Average Per Rush	5.1	4.6
Average Per Game	180.3	182.4
TDs Rushing	16	18
PASSING YARDAGE	1563	1763
Att-Comp-Int	240-158-9	256-138-2
Average Per Pass	6.5	6.9
Average Per Catch	9.9	12.8
Average Per Game	223.3	251.9
TDs Passing	7	11
TOTAL OFFENSE	2825	3040
Total Plays	487	536
Average Per Play	5.8	5.7
Average Per Game	403.6	434.3
KICK RETURNS: #-Yards	37-853	29-577
PUNT RETURNS: #-Yards	4-2	15-196
INT RETURNS: #-Yards	2-58	9-217
KICK RETURN AVERAGE	23.1	19.9
PUNT RETURN AVERAGE	0.5	13.1
INT RETURN AVERAGE	29.0	24.1
FUMBLES-LOST	17-9	16-7
PENALTIES-Yards	50-409	48-470
Average Per Game	58.4	67.1
PUNTS-Yards	36-1411	37-1496
Average Per Punt	39.2	40.4
Net punt average	32.1	39.3
TIME OF POSSESSION/Game	30:49	29:11
3RD-DOWN Conversions	38/98	43/108
3rd-Down Pct	39%	40%
4TH-DOWN Conversions	1/8	7/12
4th-Down Pct	12%	58%
SACKS BY-Yards	9-55	4-24
MISC YARDS	0	0
TOUCHDOWNS SCORED	23	32
FIELD GOALS-ATTEMPTS	7-10	13-14
ON-SIDE KICKS	0-0	0-0
RED-ZONE SCORES	44-54 81%	56-62 90%
RED-ZONE TOUCHDOWNS	32-54 59%	40-62 65%
PAT-ATTEMPTS	19-23 83%	28-31 90%
ATTENDANCE	124678	280478
Games/Avg Per Game	6/20780	8/35060
Neutral Site Games		0/0

Score by Quarters	1st	2nd	3rd	4th	OT	Total
North Texas	33	44	58	33	10	178
Opponents	48	103	50	51	11	263



## NORTH TEXAS INDIVIDUAL STATISTICS

Rushing	gp	att	gain	loss	net	avg	td	lg	avg/g
Dunbar, Lance	7	104	766	32	734	7.1	12	69	104.9
Montgomery, C.	5	60	276	27	249	4.2	2	25	49.8
Dodge, Riley	5	44	234	25	209	4.8	1	22	41.8
Hamilton, J.	6	8	31	0	31	3.9	0	9	5.2
Tune, Nathan	6	12	41	11	30	2.5	0	10	5.0
Mathis, Jeremi	7	10	28	1	27	2.7	0	10	3.9
Carey, Darius	7	2	4	0	4	2.0	1	3	0.6
Mosley, Micah	7	2	2	0	2	1.0	0	2	0.3
Baine, Chase	1	1	0	1	-1	-1.0	0	0	-1.0
Jackson, Jamaal	7	1	0	9	-9	-9.0	0	0	-1.3
TEAM	3	3	0	14	-14	-4.7	0	0	-4.7
Total	7	247	1382	120	1262	5.1	16	69	180.3
Opponents	7	280	1454	177	1277	4.6	18	38	182.4

Passing	gp	effic	comp-att-int	pct	yds	td	lg	avg/g
Dodge, Riley	5	115.49	98-152-7	64.5	972	3	69	194.4
Tune, Nathan	6	135.05	60-88-2	68.2	591	4	60	98.5
Total	7	122.66	158-240-9	65.8	1563	7	69	223.3
Opponents	7	124.37	138-256-2	53.9	1763	11	58	251.9

Receiving	gp	no.	yds	avg	td	lg	avg/g
Jackson, Jamaal	7	41	390	9.5	2	69	55.7
Outlaw, Michael	7	28	336	12.0	2	46	48.0
Carey, Darius	7	27	242	9.0	1	21	34.6
Dunbar, Lance	7	14	205	14.6	2	60	29.3
Lott, Alex	7	12	88	7.3	0	18	12.6
Montgomery, C.	5	10	86	8.6	0	19	17.2
Lewis, B.J.	6	7	88	12.6	0	24	14.7
Dickerson, K.	6	6	55	9.2	0	18	9.2
Rucker, Forrest	4	5	38	7.6	0	10	9.5
Roberson, Sam	5	3	39	13.0	0	26	7.8
Hamilton, J.	6	2	12	6.0	0	6	2.0
Brainard, Chris	3	1	6	6.0	0	6	2.0
Mosley, Micah	7	1	-4	-4.0	0	0	-0.6
Dodge, Riley	5	1	-18	-18.0	0	0	-3.6
Total	7	158	1563	9.9	7	69	223.3
Opponents	7	138	1763	12.8	11	58	251.9

Punt Returns	no.	yds	avg	td	lg
Carey, Darius	2	-3	-1.5	0	0
Hill, Royce	1	2	2.0	0	2
Jackson, Jamaal	1	3	3.0	0	0
Total	4	2	0.5	0	2
Opponents	15	196	13.1	1	36

Interceptions	no.	yds	avg	td	lg
Hill, Royce	2	58	29.0	0	57
Total	2	58	29.0	0	57
Opponents	9	217	24.1	2	70

Kick Returns	no.	yds	avg	td	lg
Hill, Royce	14	383	27.4	0	73
Smith, Ira	7	141	20.1	0	34
Dunbar, Lance	4	57	14.2	0	18
Jackson, Jamaal	3	114	38.0	0	53
Carey, Darius	3	44	14.7	0	17
Hamilton, J.	2	40	20.0	0	21
Cook, DaWaylon	2	47	23.5	0	25
Mosley, Micah	1	7	7.0	0	7
Seidle, Bryant	1	20	20.0	0	13
Total	37	853	23.1	0	73
Opponents	29	577	19.9	0	61

Fumble Returns	no.	yds	avg	td	lg
Cook, DaWaylon	2	31	15.5	0	16
Total	2	31	15.5	0	16
Opponents	1	10	10.0	0	10





## NORTH TEXAS INDIVIDUAL STATISTICS

Scoring	td	fg	PAT				dpx	saf	pts
			kick	rush	rcv	pass			
Dunbar, Lance	14	-	-	-	-	-	-	84	
Knott, Jeremy	-	7-10	19-22	-	-	-	-	40	
Jackson, Jamaal	2	-	-	-	-	-	-	12	
Montgomery, C.	2	-	-	-	-	-	-	12	
Carey, Darius	2	-	-	-	-	-	-	12	
Outlaw, Michael	2	-	-	-	-	-	-	12	
Dodge, Riley	1	-	-	-	-	-	-	6	
Deans, Trent	-	-	0-1	-	-	-	-	0	
Total	23	7-10	19-23	-	-	-	-	178	
Opponents	32	13-14	28-31	-	1	1-1	-	263	

Total Offense	g	plays	rush	pass	total	avg/g
Dodge, Riley	5	196	209	972	1181	236.2
Dunbar, Lance	7	104	734	0	734	104.9
Tune, Nathan	6	100	30	591	621	103.5
Montgomery, C.	5	60	249	0	249	49.8
Hamilton, J.	6	8	31	0	31	5.2
Mathis, Jeremi	7	10	27	0	27	3.9
Carey, Darius	7	2	4	0	4	0.6
Mosley, Micah	7	2	2	0	2	0.3
Baine, Chase	1	1	-1	0	-1	-1.0
Jackson, Jamaal	7	1	-9	0	-9	-1.3
TEAM	3	3	-14	0	-14	-4.7
Total	7	487	1262	1563	2825	403.6
Opponents	7	536	1277	1763	3040	434.3

Field Goals	fg	pct.	01-19	20-29	30-39	40-49	50-99	lg	blk
Knott, Jeremy	7-10	70.0	2-2	3-3	1-2	1-3	0-0	41	1

FG Sequence	North Texas	Opponents
Ball State Cardinals	47,(24),47,(19)	(21),31
OHIO	(32),(18),(22)	(44),(47),(35)
Alabama	-	(35),(20)
Middle Tennessee	37	(20),(31),(48)
Louisiana	(41),(27)	(45)
Florida Atlantic	-	(26)
TROY	-	(30),(38)

Punting	no.	yds	avg	lg	tb	fc	i20	50+	blk
Atterberry, W.	35	1411	40.3	59	3	3	16	6	0
TEAM	1	0	0.0	0	0	0	0	0	1
Total	36	1411	39.2	59	3	3	16	6	1
Opponents	37	1496	40.4	63	2	15	8	5	1

Kickoffs	no.	yds	avg	tb	ob	retn	net	ydln
Knott, Jeremy	34	2120	62.4	3	3			
Atterberry, W.	1	67	67.0	0	0			
Deans, Trent	1	45	45.0	0	1			
Total	36	2232	62.0	3	4	19.9	44.3	25
Opponents	47	2825	60.1	5	4	23.1	39.8	30

Numbers in (parentheses) indicate field goal was made.

All Purpose	g	rush	rcv	pr	kr	ir	total	avg/g
Dunbar, Lance	7	734	205	0	57	0	996	142.3
Jackson, Jamaal	7	-9	390	3	114	0	498	71.1
Hill, Royce	7	0	0	2	383	58	443	63.3
Outlaw, Michael	7	0	336	0	0	0	336	48.0
Montgomery, C.	5	249	86	0	0	0	335	67.0
Carey, Darius	7	4	242	-3	44	0	287	41.0
Dodge, Riley	5	209	-18	0	0	0	191	38.2
Smith, Ira	7	0	0	0	141	0	141	20.1
Lott, Alex	7	0	88	0	0	0	88	12.6
Lewis, B.J.	6	0	88	0	0	0	88	14.7
Hamilton, J.	6	31	12	0	40	0	83	13.8
Dickerson, K.	6	0	55	0	0	0	55	9.2
Cook, DaWaylon	7	0	0	0	47	0	47	6.7
Roberson, Sam	5	0	39	0	0	0	39	7.8
Rucker, Forrest	4	0	38	0	0	0	38	9.5
Tune, Nathan	6	30	0	0	0	0	30	5.0
Mathis, Jeremi	7	27	0	0	0	0	27	3.9
Seidle, Bryant	7	0	0	0	20	0	20	2.9
Brainard, Chris	3	0	6	0	0	0	6	2.0
Mosley, Micah	7	2	-4	0	7	0	5	0.7
Baine, Chase	1	-1	0	0	0	0	-1	-1.0
TEAM	3	-14	0	0	0	0	-14	-4.7
Total	7	1262	1563	2	853	58	3738	534.0
Opponents	7	1277	1763	196	577	217	4030	575.7



## NORTH TEXAS DEFENSIVE STATISTICS

##	Defensive Leaders	gp	Tackles			Sacks	Pass defense		Fumbles		blkd
			ua	a	tot	tfl/yds	no-yds	int-yds	brup	qbh	rcv-yds
42	Robertson, C.	7	40	24	64	2.0-3	1.5-2	.	2	1	1-0
44	Nwigwe, Tobe	7	46	11	57	6.0-13	.	.	.	.	.
10	Cook, DaWaylon	7	41	9	50	1.0-2	.	.	2	.	2-31
37	Hill, Kylie	7	28	13	41	1.0-1	.	.	3	.	.
25	Smith, Ira	7	27	11	38	.	.	.	2	.	.
21	Hill, Royce	7	25	6	31	.	.	2-58	.	.	1-0
47	Akpunku, B.	7	24	5	29	6.0-28	3.0-15	.	.	.	1-0
22	Adams, Adryan	7	18	9	27	1.0-1	.	.	5	.	.
99	Atkinson, S.	7	13	7	20	2.0-14	2.0-14	.	.	.	2-0
94	Gilmore, E.	7	10	7	17	4.5-19	1.5-12	.	2	2	.
31	Penson, A.J.	7	8	9	17	.	.	.	1	.	.
48	Obi, K.C.	7	9	4	13	3.0-10	.	.	.	.	.
45	Phillips, J.	7	10	3	13	.	.	.	1	.	.
23	Williams, D.	6	10	3	13	.	.	.	1	.	.
92	Ross, Draylen	7	5	7	12	0.5-3	0.5-3	.	1	.	.
52	Owusu-Hemeng, S	7	7	3	10	3.0-18	1.0-9	.	.	3	.
96	Cantly, Tevinn	7	1	8	9	.	.	.	.	.	.
91	Jackson, Kelvin	6	2	5	7	.	.	.	1	.	.
53	Prior, Daniel	5	4	2	6	.	.	.	.	.	.
2	Hamilton, J.	6	5	.	5	.	.	.	.	.	.
84	Brown, Greg	7	4	.	4	.	.	.	.	.	.
35	Bush, Antoine	3	3	1	4	.	.	.	1	.	.
27	Gordon, Robby	6	2	2	4	.	.	.	.	.	.
18	Shorter, John	7	3	.	3	.	.	.	.	.	.
80	Dickerson, K.	6	3	.	3	.	.	.	.	.	.
83	Seidle, Bryant	7	1	2	3	.	.	.	.	.	.
63	White, Kyle	2	.	3	3	.	.	.	.	.	.
24	Mathis, Jeremi	7	1	2	3	.	.	.	.	.	.
54	Deheck, Robbie	7	.	2	2	.	.	.	.	.	.
5	Dunbar, Lance	7	1	1	2	.	.	.	.	.	.
34	Neal, Chris	6	2	.	2	.	.	.	.	.	.
95	DeSoto, Jessie	5	1	1	2	.	.	.	.	.	.
6	Tune, Nathan	6	1	.	1	.	.	.	.	.	.
86	Davidson, C.	7	.	1	1	.	.	.	.	.	.
64	Gill, Victor	5	1	.	1	.	.	.	.	.	.
26	Montgomery, C.	5	.	1	1	.	.	.	.	.	.
4	Lott, Alex	7	1	.	1	.	.	.	.	.	.
11	Dodge, Riley	5	1	.	1	.	.	.	.	.	.
Total		7	358	162	520	30-112	9-55	2-58	22	6	7-31
Opponents		7	340	167	507	42-140	4-24	9-217	22	7	9-10



## NORTH TEXAS RED-ZONE RESULTS

### North Texas Inside Opponent Red-Zone

Date	Opponent	Score	Times		Total Pts	Rush TDs	Pass TDs	FGs Made	Failed to score inside RZ						
			In RZ	Scored					FGA	Down	Int	Fumb	Half	Game	
Sep 03, 2009	at Ball State Cardinals	W 20-10	6	4	20	2	1	1	2	0	0	1	0	1	0
Sep 12, 2009	OHIO	L 30-31	7	6	30	3	2	1	3	0	0	0	1	0	0
Sep 19, 2009	at Alabama	L 7-53	0	0	0	0	0	0	0	0	0	0	0	0	0
Sep 26, 2009	MIDDLE TENNESSEE	L 21-37	4	2	14	2	2	0	0	1	0	0	1	0	0
Oct 10, 2009	at Louisiana	L 34-38	4	4	24	3	3	0	1	0	0	0	0	0	0
Oct 17, 2009	FLORIDA ATLANTIC	L 40-44	4	4	27	4	3	1	0	0	0	0	0	0	0
Oct 24, 2009	at TROY	L 26-50	2	2	14	2	1	1	0	0	0	0	0	0	0
Totals			27	22	129	16	12	4	6	1	0	1	2	1	0

22 of 27 (81.5%)

### Opponents Inside North Texas Red-Zone

Date	Opponent	Score	Times		Total Pts	Rush TDs	Pass TDs	FGs Made	Failed to score inside RZ						
			In RZ	Scored					FGA	Down	Int	Fumb	Half	Game	
Sep 03, 2009	at Ball State Cardinals	W 20-10	3	1	3	0	0	0	1	1	0	1	0	0	0
Sep 12, 2009	OHIO	L 30-31	2	2	11	1	0	1	1	0	0	0	0	0	0
Sep 19, 2009	at Alabama	L 7-53	7	7	40	5	5	0	2	0	0	0	0	0	0
Sep 26, 2009	MIDDLE TENNESSEE	L 21-37	4	4	20	2	2	0	2	0	0	0	0	0	0
Oct 10, 2009	at Louisiana	L 34-38	2	2	14	2	1	1	0	0	0	0	0	0	0
Oct 17, 2009	FLORIDA ATLANTIC	L 40-44	6	6	38	5	3	2	1	0	0	0	0	0	0
Oct 24, 2009	at TROY	L 26-50	7	6	38	5	5	0	1	0	0	0	1	0	0
Totals			31	28	164	20	16	4	8	1	0	1	1	0	0

28 of 31 (90.3%)



## NORTH TEXAS GAME SUPERLATIVES

### Individual Game Highs

Rushes	32	Dunbar, Lance at Louisiana (Oct 10, 2009)
Yards Rushing	238	Dunbar, Lance vs Florida Atlantic (Oct 17, 2009)
TD Rushes	4	Dunbar, Lance at Louisiana (Oct 10, 2009)
Long Rush	69	Dunbar, Lance at TROY (Oct 24, 2009)
Pass attempts	54	Dodge, Riley vs Middle Tennessee (Sep 26, 2009)
Pass completions	35	Dodge, Riley vs Middle Tennessee (Sep 26, 2009)
Yards Passing	313	Dodge, Riley vs Middle Tennessee (Sep 26, 2009)
TD Passes	2	Tune, Nathan at TROY (Oct 24, 2009)
Long Pass	69	Dodge, Riley vs Florida Atlantic (Oct 17, 2009)
Receptions	11	Jackson, Jamaal vs Middle Tennessee (Sep 26, 2009)
Yards Receiving	112	Outlaw, Michael at TROY (Oct 24, 2009)
TD Receptions	1	Outlaw, Michael at Ball State Cardinals (Sep 03, 2009)
	1	Jackson, Jamaal vs OHIO (Sep 12, 2009)
	1	Dunbar, Lance at Alabama (Sep 19, 2009)
	1	Jackson, Jamaal vs Florida Atlantic (Oct 17, 2009)
	1	Carey, Darius vs Florida Atlantic (Oct 17, 2009)
	1	Dunbar, Lance at TROY (Oct 24, 2009)
	1	Outlaw, Michael at TROY (Oct 24, 2009)
Long Reception	69	Jackson, Jamaal vs Florida Atlantic (Oct 17, 2009)
Field Goals	3	Knott, Jeremy vs OHIO (Sep 12, 2009)
Long Field Goal	41	Knott, Jeremy at Louisiana (Oct 10, 2009)
Punts	9	Atterberry, W. at Alabama (Sep 19, 2009)
Punting Avg	52.0	Atterberry, W. vs Florida Atlantic (Oct 17, 2009)
Long Punt	59	Atterberry, W. vs Florida Atlantic (Oct 17, 2009)
Long Punt Return	2	Hill, Royce vs OHIO (Sep 12, 2009)
Long Kickoff Return	73	Hill, Royce vs Middle Tennessee (Sep 26, 2009)
Tackles	15	Nwigwe, Tobe vs OHIO (Sep 12, 2009)
Sacks	2.0	Akpunku, B. vs OHIO (Sep 12, 2009)
	2.0	Atkinson, S. vs OHIO (Sep 12, 2009)
Tackles For Loss	3.0	Akpunku, B. vs OHIO (Sep 12, 2009)
	3.0	Akpunku, B. vs Middle Tennessee (Sep 26, 2009)
Interceptions	1	Hill, Royce at Ball State Cardinals (Sep 03, 2009)
	1	Hill, Royce vs OHIO (Sep 12, 2009)

### Team Game Highs

Rushes	51	at Ball State Cardinals (Sep 03, 2009)
Yards Rushing	296	at Ball State Cardinals (Sep 03, 2009)
Yards Per Rush	7.5	vs Florida Atlantic (Oct 17, 2009)
TD Rushes	4	at Louisiana (Oct 10, 2009)
	4	vs Florida Atlantic (Oct 17, 2009)
Pass attempts	54	vs Middle Tennessee (Sep 26, 2009)
Pass completions	35	vs Middle Tennessee (Sep 26, 2009)
Yards Passing	313	vs Middle Tennessee (Sep 26, 2009)
Yards Per Pass	10.2	vs Florida Atlantic (Oct 17, 2009)
TD Passes	2	vs Florida Atlantic (Oct 17, 2009)
	2	at TROY (Oct 24, 2009)
Total Plays	84	at Ball State Cardinals (Sep 03, 2009)
Total Offense	516	vs Florida Atlantic (Oct 17, 2009)
Yards Per Play	8.6	vs Florida Atlantic (Oct 17, 2009)
Points	40	vs Florida Atlantic (Oct 17, 2009)
Sacks By	5	vs OHIO (Sep 12, 2009)
First Downs	27	at Ball State Cardinals (Sep 03, 2009)
Penalties	11	at Louisiana (Oct 10, 2009)
Penalty Yards	84	at Louisiana (Oct 10, 2009)
Turnovers	5	vs Middle Tennessee (Sep 26, 2009)
Interceptions By	1	at Ball State Cardinals (Sep 03, 2009)
	1	vs OHIO (Sep 12, 2009)





## OPPONENT GAME SUPERLATIVES

### Opponent Individual Game Highs

Rushes	29	Morris, Alfred, vs Florida Atlantic (Oct 17, 2009)
Yards Rushing	147	Morris, Alfred, vs Florida Atlantic (Oct 17, 2009)
TD Rushes	2	Terry Grant, at Alabama (Sep 19, 2009)
	2	Dasher, Dwight, vs Middle Tennessee (Sep 26, 2009)
	2	Morris, Alfred, vs Florida Atlantic (Oct 17, 2009)
	2	Harris, DuJuan, at TROY (Oct 24, 2009)
Long Rush	38	T. Richardson, at Alabama (Sep 19, 2009)
Pass attempts	44	Brown, Levi, at TROY (Oct 24, 2009)
Pass completions	27	Brown, Levi, at TROY (Oct 24, 2009)
Yards Passing	469	Brown, Levi, at TROY (Oct 24, 2009)
TD Passes	3	Smith, Rusty, vs Florida Atlantic (Oct 17, 2009)
Long Pass	58	Brown, Levi, at TROY (Oct 24, 2009)
Receptions	7	PRICE, Taylor, vs OHIO (Sep 12, 2009)
Yards Receiving	134	Bonner, Chris, vs Florida Atlantic (Oct 17, 2009)
TD Receptions	1	DUNLOP, Riley, vs OHIO (Sep 12, 2009)
	1	PRICE, Taylor, vs OHIO (Sep 12, 2009)
	1	Marquis Maze, at Alabama (Sep 19, 2009)
	1	Mark Ingram, at Alabama (Sep 19, 2009)
	1	Gee, Desmond, vs Middle Tennessee (Sep 26, 2009)
	1	Cunningham, B., vs Middle Tennessee (Sep 26, 2009)
	1	Miller, Marlin, at Louisiana (Oct 10, 2009)
	1	Jean, Lester, vs Florida Atlantic (Oct 17, 2009)
	1	Bonner, Chris, vs Florida Atlantic (Oct 17, 2009)
	1	Harmon, Jason, vs Florida Atlantic (Oct 17, 2009)
	1	Gill, Tebarius, at TROY (Oct 24, 2009)
Long Reception	58	Williams, C., at TROY (Oct 24, 2009)
Field Goals	3	WELLER, Matt, vs OHIO (Sep 12, 2009)
	3	Gendreau, Alan, vs Middle Tennessee (Sep 26, 2009)
Long Field Goal	48	Gendreau, Alan, vs Middle Tennessee (Sep 26, 2009)
Punts	10	DeFatta, David, vs Middle Tennessee (Sep 26, 2009)
Punting Avg	49.0	P J. Fitzgerald, at Alabama (Sep 19, 2009)
Long Punt	63	KOVANDA, Scott, at Ball State Cardinals (Sep 03, 2009)
Long Punt Return	36	Javier Arenas, at Alabama (Sep 19, 2009)
Long Kickoff Return	61	Javier Arenas, at Alabama (Sep 19, 2009)
Tackles	14	KELLER, Noah, vs OHIO (Sep 12, 2009)
Sacks	1.0	NOTESTINE, Dak, vs OHIO (Sep 12, 2009)
	1.0	WEAVER, Brandon, vs OHIO (Sep 12, 2009)

### Opponent Team Game Highs

Rushes	45	at Alabama (Sep 19, 2009)
	45	vs Middle Tennessee (Sep 26, 2009)
Yards Rushing	260	at Alabama (Sep 19, 2009)
Yards Per Rush	7.0	at Ball State Cardinals (Sep 03, 2009)
TD Rushes	5	at Alabama (Sep 19, 2009)
	5	at TROY (Oct 24, 2009)
Pass attempts	50	at TROY (Oct 24, 2009)
Pass completions	30	at TROY (Oct 24, 2009)
Yards Passing	492	at TROY (Oct 24, 2009)
Yards Per Pass	9.8	at TROY (Oct 24, 2009)
TD Passes	3	vs Florida Atlantic (Oct 17, 2009)
Total Plays	94	at TROY (Oct 24, 2009)
Total Offense	697	at TROY (Oct 24, 2009)
Yards Per Play	7.4	at TROY (Oct 24, 2009)
Points	53	at Alabama (Sep 19, 2009)
Sacks By	2	vs OHIO (Sep 12, 2009)
First Downs	29	vs Florida Atlantic (Oct 17, 2009)
	29	at TROY (Oct 24, 2009)
Penalties	14	vs OHIO (Sep 12, 2009)
Penalty Yards	138	vs OHIO (Sep 12, 2009)
Turnovers	3	vs OHIO (Sep 12, 2009)
Interceptions By	3	vs Middle Tennessee (Sep 26, 2009)
	3	at Louisiana (Oct 10, 2009)