



MEAN GREEN™

2009 University of North Texas Football

Quick Facts Coaches

Todd Dodge (Texas, '87)
 North Texas Record..... 4-25 (Third Year)
 vs. Florida Atlantic0-2
 Overall Record..... 4-25 (Third Year)
 vs. Florida Atlantic0-2

Howard Schnellenberger (Kentucky, '56)
 Florida Atlantic Record... 48-52 (Ninth Year)
 vs. North Texas5-0
 Overall Record..... 148-129-3 (Ninth Year)
 vs. North Texas5-0

Series

Florida Atlantic leads the series with the North Texas 5-0

Television

Sun Belt Network/ESPN Gameplan
 Play-by-play Todd Kalas
 Analyst..... Derek Rackley

Radio

Mean Green Radio Network -KWRD
 100.7 FM (Dallas/Fort Worth) and KNTU
 88.1 FM (Denton). George Dunham (Play-
 by-Play) and Hank Dickenson (Color).

Internet

The live broadcast of the game can be accessed on the internet through the North Texas athletic web site or the KWRD web site. To access the broadcast on the internet go to MeanGreenSports.com or thewordfm.com.

Athletic Media Relations

Football Contacts: Eric Capper (Coach Dodge) and Steven Bartolotta (Players)

Capper Work 940-565-2476
 Cell 940-367-0727
 Email eric.capper@unt.edu
 Bartolotta Work 940-369-8329
 Cell 817-300-1931
 Email..... steven.bartolotta@unt.edu



GAME 6



NORTH TEXAS (1-4, 0-2) vs FLORIDA ATLANTIC OWLS (0-4, 0-1)
October 17, 2009 • Fouts Field (30,500)
Denton, Texas • 7 p.m. CT • SBC Network

THE PARTICULARS

The Mean Green return to Fouts Field to take on the Florida Atlantic Owls for homecoming. The game will be televised on the Sun Belt Network along with ESPN Gameplan and ESPN360. The Mean Green Radio Network will also carry the game, with George Dunham and Hank Dickenson making the call. Kickoff is set for 7 p.m.

THE PRINCIPALS

Both teams enter the game struggling as North Texas has lost four straight while Florida Atlantic is winless on the season. The Mean Green is 0-2 in league play while FAU is 0-1. North Texas is 0-2 at home this season while the Owls are winless on the road this season at 0-2. The Owls are coming off a bye week and have not played since a two-point loss to Wyoming on Oct. 3.

THE SERIES

Florida Atlantic leads the all-time series with North Texas 5-0. The last meeting came Nov. 8 2008, in Boca Raton, Fla., where the Owls won 46-13. In Denton the Owls have won three times but all three of those wins have been by 10 points or less.

NEXT GAME

North Texas will hit the road once again, this time to Troy, Ala., to face off with the Trojans of Troy. Florida Atlantic will make the trip to Louisiana-Lafayette for their next game with the Ragin' Cajuns.

North Texas (1-4, 0-2 Sun Belt)			Florida Atlantic Owls (0-4, 0-0 Sun Belt)		
Sept. 3	at Ball State	W, 20-10	Sept. 5	at Nebraska	L, 49-3
Sept. 12	vs. Ohio	L, 31-30 2OT	Sept. 19	at South Carolina	L, 38-16
Sept. 19	at No. 4 Alabama	L, 53-7	Sept. 26	vs. ULM*	L, 27-25
Sept. 26	vs. Middle Tennessee*	L, 37-21	Oct. 3	vs. Wyoming	L, 30-28
Oct. 10	at Louisiana-Lafayette*	L, 38-34	Oct. 17	at North Texas*	7 p.m.
Oct. 17	vs. Florida Atlantic*	7 p.m.	Oct. 24	at Louisiana-Lafayette*	4 p.m.
Oct. 24	at Troy*	2:30 p.m.	Oct. 31	vs. Middle Tennessee*	3 p.m.
Oct. 31	vs. Western Kentucky*	3 p.m.	Nov. 7	at UAB	1 p.m.
Nov. 7	vs. ULM*	3 p.m.	Nov. 14	vs. Arkansas State*	3 p.m.
Nov. 14	at Florida International*	6 p.m.	Nov. 21	at Troy*	3:15 p.m.
Nov. 21	vs. Army	3 p.m.	Nov. 28	vs. Western Kentucky*	3 p.m.
Nov. 28	at Arkansas State*	2 p.m.	Dec. 5	at Florida International*	6 p.m.
*Sun Belt Conference Game			*Sun Belt Conference Game		
All Times Central			All Times Central		



MEAN GREEN™

North Texas Quick Facts

Location.....	Denton, Texas
Founded.....	1890
President.....	Dr. Gretchen Bataille
Enrollment.....	34,795
Founded.....	1890
Athletic Director.....	Rick Villarreal
Nickname.....	Mean Green
Colors.....	Green and White
Home Field.....	Fouts Field
Capacity.....	30,500
Surface.....	Artificial
First Year of Football.....	1913
Years of Football.....	93
Conference.....	Sun Belt
Head Coach.....	Todd Dodge (Third Year)
Overall Record.....	4-25
Record at North Texas.....	4-25
Primary Offense.....	Spread
Primary Defense.....	4-3

Mean Green Team Record

Overall.....	466-435-34
Home.....	248-128-12
Fouts Field.....	148-77-7
Away.....	215-302-22
Neutral.....	2-5
Since Div. I-A (1995).....	57-111

Versus Other Div. I-A Conferences

ACC.....	0-2
Big East.....	0-1
Big 12.....	7-55
Big 10.....	0-0
Conference USA.....	34-44-1
Independent.....	1-1
Mid-American.....	2-4
Mountain West.....	6-15
Pac-10.....	2-5
SEC.....	4-32
Sun Belt.....	65-57-2
WAC.....	34-75-2

Under Todd Dodge

Overall.....	4-25
Home.....	2-10
Away.....	2-14
August.....	0-1
September.....	1-10
October.....	1-8
November.....	2-5
December.....	0-1

Team Streaks

Wins.....	0
Home Wins.....	0
Away Wins.....	1
Sun Belt Wins.....	0
Losses.....	4
Home Losses.....	7
Away Losses.....	2
Non-Sun Belt Losses.....	2
Wins When Holding Opponents to 10 Points or Under.....	26
Wins When Scoring 30 Points or More.....	0

Media availability for Week 6 vs. Florida Owls

Monday 12	Tuesday 13	Wednesday 14	Thursday 15	Friday 16	Saturday 17	Sunday 17
Sun Belt Teleconference - Coach Dodge at 11:08 a.m.	Practice at Athletic Center 3:15 p.m.	Practice at Athletic Center 3:15 p.m.	Practice at Athletic Center 3:15 p.m.	Team walk-through	Kick-off with-Florida Atlantic, 7:05 p.m.	Off Day
Coach Dodge Radio Show 12-1 p.m.	Only day for player availability after practice	Coach Dodge available for out of town meeting on the phone.	No player availability	No player availability		No player availability
Notes Package Released		No player availability				
Practice 6:35 at Fouts Field						
No player availability						

A CLOSER LOOK AT FLORIDA ATLANTIC OWLS

Head Coach Ricky Schnellenberger – The legendary coach of the Owls enters his ninth season as the head coach with FAU. He started the program in 1998 and has coached every game the program has ever played starting in 2001. Schnellenberger has led the Owls to back-to-back Bowl games and victories in 2007 and 2008. Schnellenberger is most remembered for his national championship as the head coach at Miami in 1983. After Miami he spent 10 seasons at Louisville then one year at Oklahoma. He is just two wins shy of 150 for his career.

The Matchup – Both teams are struggling heading into the matchup having lost four straight. North Texas features the top ranked defense in the Sun Belt Conference, allowing 363 yards per contest. The battle will feature the second best passing offense in the league in Florida Atlantic while North Texas is the top-ranked pass defense in the Sun Belt this season. The Owls are led by Co-Preseason Player of the Year in quarterback Rusty Smith. He has thrown for 944 yards this season and five touchdowns. Lance Dunbar's performance against Louisiana-Lafayette has vaulted him to third in the Sun Belt in rushing at 77 yards a game. His seven touchdowns lead the conference and he is 16th in the country in scoring. Through four games the Owls defense has allowed almost 448 yards a game. Smith though has powered FAU to the 24th ranked passing game in the country.

GENERAL INFORMATION

Location: Boca Raton, Florida
Enrollment: 27,000
President: Dr. Frank T. Brogan
Athletic Director: Craig Angelos
Founded: 1961
Nickname: Owls
Colors: Blue and Red

FOOTBALL STAFF

Head Coach: Howard Schnellenberger (Kentucky)
Record at FAU: 48-52 (Ninth Year)
Overall Record: 148-129-3 (Ninth Year)
Assistant Coaches:
 Kurt Van Valkenburgh (Assistant HC/LB's)
 Darryl Jackson (Offensive Coordinator/WR)
 Kirk Hoza (Defensive Coordinator)
 Jeff Brohm (Quarterbacks)
 Joe Corozza (Tight Ends)
 Rod Payne (Receivers)
 David Serna (Running Backs)
 Johnny Frost (Defensive Ends)
 Dale Williams (Offensive Line)

TEAM INFORMATION

2009 Record: 0-4, 0-1 Sun Belt
Offensive System: Pro Set
Defensive System: 4-3

SPORTS INFORMATION

SID: Katrina McCormack
Office phone: 561-297-3163
Cell: 351-251-5588
Email: kmccormi@fau.edu
Web Site: www.fausports.com

THE SERIES - GAME-BY-GAME

Series Record: FAU leads 5-0
At Boca Raton: FAU leads 2-0
At Denton: FAU leads 3-0
First game: September 11, 2004
Last game: November 8, 2008



Media Information Post-Game Interviews

The North Texas locker room is closed to all members of the media. Head coach Todd Dodge and requested players will be available for interviews following a brief cooling off period. Postgame interviews at Fouts Field will be held in the media interview room below the east stands.

Credentials For Media

Those wishing to cover North Texas must contact Eric Capper or Steven Bartolotta for credentials for home and away games. Seating is very limited at Fouts Field and requests for North Texas home games need to be made at least one week prior to the contest.

Media Availability for Players

All player interviews will be conducted following the teams practice on Tuesday afternoon at the Athletic Center. Requests for players should be made in advance through the sports information office. No interviews will be granted on Monday or Wednesday post practice. Special exemptions may be granted to those media wishing to interview a specific student-athlete before practice at the discretion of the media relations office.

Sun Belt Teleconference

The Sun Belt Conference will conduct a weekly teleconference with each of the eight head coaches each Monday throughout the season. Coach Dodge will be on the call from 11:08-11:14 a.m. each week.

Post-Practice

Dodge will be available to media immediately following Tuesday's practice at the Darrell Dickey Practice Facility. Requests should be made in advance of practice to the media relations office.

Out of Town Media

Dodge and his assistant coaches are also available by request to out-of-town media Monday through Wednesday from 11 a.m.-12 noon. Contact the media relations office to arrange these requests.

Practice Coverage

Media has limited access to North Texas football practice. Viewing is available outside the fence of the practice facility. Video and still photography can be shot during the first 30 minutes of practice. Players and coaches are available for interviews following practice on Tuesday. All requests for interviews must be made in advance through the athletic media relations office.

Quick Hitters on This Week's Matchup

North Texas leads the Sun Belt Conference in total defense allowing an average of 363.0 yards per game. The Mean Green allowed an average of 484 yards per game over the previous two years... The Mean Green leads the Sun Belt in pass defense average (192.6 ypg) and pass defense efficiency (112.6) while Florida Atlantic ranks second in the league in passing offense (263.8 ypg)... North Texas leads the Sun Belt in kickoff returns with an average of 22.1 per return. FAU is second in the league in kickoff coverage... Florida Atlantic is second in the conference in third down conversion percentage (42.1) while North Texas leads the conference in third down defense, holding opponents to 33.3 percent... These two teams rank at the bottom in turnover margin, with FAU having a margin of -0.75 per game and North Texas coming in last at -1.60 per game.

Battle of Sophomore Backs

Florida Atlantic and North Texas both have sophomore running backs who are leading the way for the team this year. The Owls' Alfred Morris leads the Sun Belt Conference with an average of 94.2 yards per game while North Texas' Lance Dunbar ranks third with an average of 77.0 yards per game. Dunbar has seven touchdowns compared to two for Morris and Dunbar averages 5.9 yards per carry compared to 4.6 for Morris.

Dunbar Earns Player of the Week Honors

North Texas sophomore running back Lance Dunbar made the most of his first collegiate start last week against Louisiana-Lafayette. The Haltom City, Texas native was named the Sun Belt Conference Offensive Player of the Week and National Running Back of the Week by the College Football Performance Awards. Dunbar rushed for a career-high 187 yards and tied a North Texas record with four rushing touchdowns against the Ragin' Cajuns. It was the 14th-best single game performance by a running back in the nation this year and he became just the fourth Football Bowl Subdivision back to rush for four touchdowns in a game this season. He is one of just eight running backs in Sun Belt Conference history to rush for four touchdowns in a game.

Homecoming Games

This week's game with Florida Atlantic will be Homecoming for North Texas. The Mean Green is 39-19-1 all-time in Homecoming games, but has lost the last two. There have been some great homecoming games over the years, including the 24-21 win over Middle Tennessee in 2001 when North Texas entered the game 0-5 and the Blue Raiders came in 5-0. In 1998 North Texas held off a high-powered Nevada team 27-21 behind great defense and a rushing attack led by this week's North Texas Hall of Fame inductee Ja'Quay Wilburn who rushed for 131 yards and a score. Perhaps one of the biggest games in North Texas homecoming history came in 1976 when Hayden Fry's team led Florida State and first-year coach Bobby Bowden 20-13 late in the fourth quarter, but couldn't keep the Seminoles from scoring a touchdown and two-point conversion with 2:13 remaining to steal the victory.

Hall of Fame Induction

This week's Homecoming festivities are highlighted by the North Texas Athletics Hall of Fame induction ceremony Saturday morning. Among the 2009 class of inductees is former North Texas running back Ja'Quay Wilburn, who finished his career in 2000 as the school's all-time leading rusher. Wilburn totaled 3,120 rushing yards in his career and still ranks as the third-leading rusher in school history (having been surpassed by Patrick Cobbs and Jamaario Thomas). He is the only back in North Texas history to lead his team in rushing in four consecutive years.

Outgaining Opponents

Despite a 1-4 record after four games, North Texas has outgained four of its five opponents in total offense. If you throw out the lopsided 523-187 advantage that No. 2 Alabama had against the Mean Green, the total offense average per game for North Texas is 431.8 while its opponents are averaging 323.0. Since Dodge took over at North Texas in 2007, North Texas is 2-10 when outgaining its opponent in total offense. Last season North Texas lost the only two games when it outgained its opponents (Florida International and Louisiana-Monroe).



Updated Bios At MeanGreenSports.com

Throughout the season bios of selected offensive and defensive players will be updated and available at www.meangreensports.com. Along with the updated bios the North Texas virtual guide can be accessed on the website that has complete bios on all the players and coaches.

North Texas Career Starts

(minimum of 10 games)

Antoine Bush, Sr., DB.....	31
Esteban Santiago, Jr. OL.....	27
Tobe Nwigwe, Sr., LB.....	26
Craig Robertson, Jr., LB.....	22
Tyler Bailey, Sr., OL.....	18
Kelvin Drake, Jr., OL.....	17
J.J. Johnson, So., OL.....	17
Kylie Hill, Sr., LB.....	17
Victor Gill, Jr., OL.....	15
Royce Hill, So., DB.....	12
A.J. Penson, Jr., LB.....	12
D. Williams, So., DB.....	11
Adyran Adams, Sr. DB.....	10
Gabe Hollivay, Sr., OL.....	10

North Texas Consecutive Starts

Esteban Santiago, So. OL.....	27
Craig Robertson, So., LB.....	22
Tobe Nwigwe, Sr., LB.....	17
J.J. Johnson, So., OL.....	17
Kylie Hill, Sr., LB.....	17

North Texas Milestone Victories

- 1 vs. Burleson College 25-0, 1914
- 100 vs. Abilene Christian 18-7, 10/9/1936**
- 150 vs. Sam Houston 27-0, 10/25/1947
- 200 vs. Midwestern 40-13, 10/22/1955**
- 250 vs. Southern Ill. 14-13, 10/31/1964
- 300 vs. Houston 28-0, 10/11/1975**
- 350 vs. UL-Monroe 27-7, 11/5/1983
- 400 vs. SW Texas 35-28, 10/9/1993**
- 450 vs. Middle Tenn. 30-21, 10/2/2004**

Bold - Home Games

Fouts Field Milestone Victories

- 1 vs. North Dakota 55-0, 9/27/52
- 100 vs. Abilene Christian 26-3, 10/3/1987
- 150 vs. Idaho 51-29, 11/13/2004

Pronunciation Guide

Brandon Akpunku.....	AK-punk-COO
LaChris Anyiam	AN-YEE-um
Tobe Nwigwe.....	Nuh-whig-way
Troy Kokjohn.....	Coke-John
Matthew Menard....	Men-NARD
K.C. Obi.....	Oh-BE
Sam Owusu-Hemeng..	AH-WA-Sue-Heming
Casey Schutza.....	ShooTZ-Uh
Bryant Seidle.....	Sigh-dull

Holding Leads

In losses to Ohio and Louisiana-Lafayette this year, North Texas has been unable to protect a double-digit lead in the second half. The Mean Green was up 17-6 over Ohio in the third quarter before the Bobcats scored two unanswered touchdowns to take a 20-17 fourth-quarter lead in a game the Bobcats eventually won in double overtime. Against Louisiana-Lafayette, North Texas led 34-24 early in the fourth quarter but was outscored 14-0 in the last 9:30 of the game to lose 38-34. Last year North Texas was 1-0 when leading at the half, but in the 2 ½ years under Todd Dodge, the Mean Green is just 3-5 when leading at the half.

Red Zone Improvement

North Texas entered the Louisiana-Lafayette game having scored just 70 percent of the times it had been in the red zone (12-of-17). Only seven of those 12 scores (58 percent) were touchdowns for the Mean Green. Against the Ragin' Cajuns, North Texas made four trips inside the red zone and scored all four times, including three touchdowns.

Damaging Turnovers

Turnovers have made a huge difference in the end result of two games for North Texas this season. In losses to Ohio and Louisiana-Lafayette, the Mean Green combined for eight turnovers – four each game. Also in those two games, North Texas threw an interception that was returned for a touchdown – one by Nathan Tune against Ohio and one by Riley Dodge against Louisiana-Lafayette. Those two opponents scored on five of the eight possessions that resulted from a North Texas turnover. The two losses came by a combined five points and the two opponents scored 23 points off of the eight turnovers.

More Costly Mistakes

In addition to turnovers by the offense, North Texas has made mistakes on special teams and defense that have been costly to the team's success. Last week against Louisiana-Lafayette, North Texas had a blocked punt returned for a touchdown and had three Ragin' Cajun fourth-down conversion attempts kept alive by penalties – all three of which resulted in touchdowns. In an overtime loss to Ohio the Mean Green defense allowed a touchdown on 4th-and-Goal from the 15-yard line and also roughed the passer to set up the Bobcats winning two-point conversion from the 1-yard line. In a comeback effort against Middle Tennessee, North Texas had a field goal attempt blocked in the first quarter and then trailed by nine points and needed a fourth quarter stop when it committed an unsportsmanlike penalty that kept a drive alive and allowed Middle Tennessee to score on the next play to seal the victory.

No Sack Attack

The North Texas offensive line has done a tremendous job protecting the quarterback, allowing just three sacks in the first five games. The Mean Green is tied for fourth in the nation with an average just .6 sacks allowed per game. When you look at the ratio of sacks per pass attempt, North Texas has allowed just three sacks in 183 pass attempts for an average of .016. Only Iowa State (two sacks in 177 pass attempts) and Cincinnati (three sacks in 188 pass attempts) have a better ratio of sacks allowed per pass attempt than North Texas. Below is a look at the top teams in the number of sacks allowed per pass attempt.

	Team	Att.	Sacks	Pct.
1.	Iowa State	177	2	.011
2.	Cincinnati	188	3	.016
3.	North Texas	183	3	.016

Big Plays Coming from Youngsters

In five games, North Texas has 28 plays that have covered more than 20 yards, including six rushing plays, eight passing plays, 13 kick returns and one interception return. Of those 28 plays, 23 have come from freshmen and sophomores and only one has come from a senior (running back Cam Montgomery). Sophomore defensive back Royce Hill leads the way with 10 plays of more than 20 yards, including nine kick returns and one interception return. Sophomore running back Lance Dunbar has five – three rushing and two receiving.

Balanced Attack

Mean Green head coach Todd Dodge has always said that his offense has to be balanced in order to be successful. After four games, North Texas has 864 yards rushing and 1,050 yards passing which is a 45 to 55 percent balance. Last season, rushing accounted for 35 percent of the total offense while passing accounted for 65 percent.



MEAN GREEN

2009 Sun Belt Standings

Team	Conference	Overall
ULM	2 0 1.000	3 2
Troy	2 0 1.000	3 2
Louisiana-Lafayette	1 0 1.000	3 2
Middle Tennessee	1 1 .500	3 2
Florida International	1 1 .500	1 4
Western Kentucky	0 1 .000	0 5
Arkansas State	0 1 .000	1 3
Florida Atlantic	0 1 .000	0 4
North Texas	0 2 .000	1 4

This Week in the Sun Belt

October 17

Mississippi State at Middle Tennessee	11:30 a.m.
Troy at FIU	6 p.m.
Louisiana-Lafayette at WKU	6 p.m.
Florida Atlantic at North Texas	7 p.m.



Quickie Stats

Mean Green's Record When:

Leading at the half	1-2
Trailing at the half	0-1
Tied at the half	0-1
Leading after three quarters	1-2
Trailing after three quarters	0-2
Tied after three quarters	0-0
Scoring first	1-2
Opponent scores first	0-2
Running more plays than opponent	1-1
Opponent runs more plays	0-2
Same number of plays	0-1
Committing more turnovers	0-3
Committing less turnovers	0-1
Turnovers are even	1-0
Committing at least two turnovers	1-3
Winning time of possession	1-2
Opponent wins time of possession	0-2
Running 70 or more off. plays	1-3
Running less than 70 off. plays	0-1
Rushing for 150 yards or more	1-2
Rushing for less than 150 yards	0-2
Passing for 200 yards or more	1-2
Passing for less than 200 yards	0-2
Passing % is over 55%	1-4
Passing % is less than 55%	0-0
Third down conv. is over 40%	1-2
Third down conv. is less than 40%	0-2
Gaining more total yards than opp.	1-3
Gaining less total yards than opp.	0-1
Playing at home	0-2
Playing on the road	1-2
Playing on natural grass	0-1
Playing on artificial surface	1-3

Third Down Conversions

In the three games leading up to last week's game against Louisiana-Lafayette, North Texas had converted just 24 percent of its third down attempts (10-of-41). Against the Ragin' Cajuns, the Mean Green had its best third-down conversion game of the year, moving the chains on 8-of-16 third down attempts for 50 percent. A big part of the success has to do with the success on first and second down to stay away from long yardage situations on third down. Against the Cajuns, North Texas faced third and long seven times in 18 third downs (39 percent). In the previous three games, the Mean Green faced third and long 19 times in 41 third downs (46 percent).

A New Home For The Mean Green

North Texas has called Fouts Field home since 1952, but those days are nearing an end. In 2011 the Mean Green will move into a new stadium located on-campus. Construction is set to begin on the stadium in January of 2010 and the stadium will have a capacity of 30,000 with the ability for future expansion to raise the total to 50,000. North Texas partnered with HKS to build the stadium - the same company that designed the American Airlines Center in Dallas and the new Cowboys Stadium in Arlington, Texas.



Big Guys With Experience

While the Mean Green battled inexperience and youth in 2008, the 2009 North Texas offensive line is about as battled tested as you could want. The starting five have combined for a total of 94 career starts. The good thing about the group of Santiago (27 career starts), Bailey (18 career starts), Johnson (17 career starts), Drake (17 career starts), and Gill (15 career starts) is that only one is a senior (Bailey). In fact of the 10 offensive linemen in the two deep, only two are seniors, while four are juniors, three are sophomores and there is one freshman.

A Good Distributor

One of the areas that Coach Todd Dodge has emphasized this year is getting the ball in the hands of as many different people as possible. The last two seasons, wide receiver Casey Fitzgerald led the nation in receptions with over 110 each year. This year Dodge would like those receptions to be divided between two or even three receivers. So far, the plan is working, with five different wide receivers having 10 catches or more. In all, 11 different receivers have made at least one catch for the Mean Green this season.

Going For A Three-Peat

Todd Dodge has helped the Mean Green to back-to-back years with over 4,000 yards of total offense. It is only the third time in school history that North Texas had consecutive years with over 4,000 yards of total offense. The 4,356 yards of offense in 2008 is the fifth-highest total in school history. The Mean Green has never had three straight seasons of 4,000 or more yards of total offense before. North Texas is also going after its second 3,000-yard passing season in the last three years which has never happened before in school history.

Coaches Up/Coaches Down

North Texas will put three assistant coaches in the press box during games and will have six assistants along with head coach Todd Dodge on the sideline. In the press box will be offensive coordinator Todd Ford, along with defensive coordinator Gary DeLoach. Cornerbacks coach Carlton Buckels and safeties coach Chuck Peterson will join DeLoach in the press box. Linebackers coach David Rausch and defensive line coach Mike Nelson will be on the sidelines. Wide Receiver coach Clayton George and offensive line coach Spencer Leftwich will be on the sidelines along with special teams/running backs coach Shelton Gandy. Graduate assistant coaches Brian Morgan and Kevin Barbay will also be in the press box.

Well Represented in the NFL

North Texas has had more players drafted to play professional football than any other team in the Sun Belt Conference. Since the first NFL draft in 1936, North Texas has had 77 players drafted, including seven players picked in the first round. Arkansas State is second among Sun Belt Schools which have had players drafted with 46. Joe Greene is the highest drafted player ever from North Texas when he was selected by the Pittsburgh Steelers with the fourth overall pick in 1969.



Sun Belt Team Stat Leaders

TOTAL OFFENSE

1. ULM.....	418.6
2. Middle Tennessee.....	396.6
3. Troy.....	391.2
4. Florida Atlantic.....	384.5
5. North Texas.....	382.8
6. Florida International.....	344.6
7. Arkansas State.....	342.8
8. Louisiana-Lafayette.....	321.8
9. Western Kentucky.....	293.8

PASS OFFENSE

1. Middle Tennessee.....	268.8
2. Florida Atlantic.....	263.8
3. Troy.....	261.2
4. Florida International.....	249.8
5. North Texas.....	210.0
ULM.....	210.0
7. Louisiana-Lafayette.....	183.0
8. Arkansas State.....	180.0
9. Western Kentucky.....	133.6

RUSH OFFENSE

1. ULM.....	208.6
2. North Texas.....	172.8
3. Arkansas State.....	162.8
4. Western Kentucky.....	160.2
5. Louisiana-Lafayette.....	138.8
6. Troy.....	130.0
7. Middle Tennessee.....	127.8
8. Florida Atlantic.....	120.8
9. Florida International.....	94.8

TOTAL DEFENSE

1. North Texas.....	363.0
2. Arkansas State.....	372.5
3. ULM.....	374.4
4. Middle Tennessee.....	390.2
5. Louisiana-Lafayette.....	392.8
6. Troy.....	399.2
7. Florida Atlantic.....	447.8
8. Florida International.....	486.8
9. Western Kentucky.....	496.8

PASS DEFENSE

1. North Texas.....	192.6
2. Middle Tennessee.....	215.4
3. Western Kentucky.....	215.8
4. Florida Atlantic.....	222.5
5. Louisiana-Lafayette.....	224.2
6. Florida International.....	241.8
7. Troy.....	260.0
8. Arkansas State.....	266.5
9. ULM.....	268.2

RUSH DEFENSE

1. Arkansas State.....	106.0
2. ULM.....	106.2
3. Troy.....	139.2
4. Louisiana-Lafayette.....	168.6
5. North Texas.....	170.4
6. Middle Tennessee.....	174.8
7. Florida Atlantic.....	225.2
8. Florida International.....	245.0
9. Western Kentucky.....	281.0

TV Time

North Texas is scheduled to play on television eight times in 2009. The Mean Green will be shown in the Dallas/Fort Worth market on KTXA 21 for the Ohio and Army games as part of two-game deal with the station. The season opener at Ball State was played before a national audience on ESPNU and the game at Alabama was shown across the SEC Regional Network. The game at Louisiana-Lafayette and two home games with Florida Atlantic and Western Kentucky will be shown as part of the Sun Belt Conference package. The game at Troy will be broadcast by the Troy ISP Network. KTXA 21 will also air the North Texas games that are being broadcast as part of the Sun Belt package.

Charr-ging Them Up

One of the new additions to North Texas this offseason was that of a strength and conditioning coach for football. Aaron Ausmus started the program in January before leaving to take the same position at Tennessee. Todd Dodge then turned to Charr Gahagan to replace Ausmus. Gahagan was at the University of Washington and spent eight seasons at USC before that. He was a three-time national champion in powerlifting while at Louisiana Tech. The results have been noticeable. Defensive lineman Eddrick Gilmore put on 29 pounds in the offseason, going from 240 to 269 in the new program. Offensive lineman Nate Jenkins went from 379 down to 349 pounds this season.

Did You Know

North Texas has its share of players on the roster that have great genes of their own but some have even better bloodlines. Wide receiver Alex Lott is the son of former Oklahoma All Big 8 quarterback Thomas Lott. His older brother just finished up his college career at Rice. Freshman wide receiver Desmond Brigham is the nephew of current Arizona Cardinals wide receiver Jamaica Rector. And if that wasn't enough freshman defensive back Jeremy Phillips is the younger brother of Jason Phillips, last season's Mountain West Defensive Player of the Year and a former linebacker at TCU.

Following In Footsteps

North Texas head coach Todd Dodge is one of only 56 known major college head coaches who have had the rare opportunity to coach his son in college. There are only three other current sets of father-and-son duos on Football Bowl Subdivision teams, Dan and Cody Hawkins at Colorado, Ricky and Brad Bustle at Louisiana-Lafayette and Steve and Scott Spurrier at South Carolina. Todd and Riley make only the 22nd father-and-son, quarter back-and-coach tandem in FBS history.

Lack of Senioritis

The North Texas roster has only 12 seniors for the 2009 season. Only six teams in the Football Bowl Subdivision have fewer seniors on their roster than North Texas, and only three of those teams (Boise State, Miami (OH), and Idaho) are non-BCS teams.

Fewest Senior's In the Nation

1. Boise State	4
2. Duke	9
S. Carolina	9
4. Georgia Tech	10
5. Miami (OH)	11
N. Carolina	11
7. North Texas	12
Connecticut	12
Idaho	12

Record Enrollment

The University of North Texas marked its ninth consecutive year of record-breaking student population when the fall 2009 enrollment was announced at 36,206. This year's numbers reflect the largest single-year increase since 2002 and continue to secure North Texas as the fourth-largest university in the state of Texas.

One Overtime Not Enough

North Texas has played in just two overtime games since the NCAA introduced the format in 1996. The Mean Green is 1-1 in its two overtime games, defeating Florida International 25-22 in seven overtimes in 2006 and losing to Ohio 31-30 in two overtimes this year. The Mean Green is the only FBS team that has never had a game decided in the first overtime period.



MEAN GREEN OFFENSIVE INDIVIDUAL NOTES

NT vs. FAU

Statistical Leaders

RUSHING YARDS

North Texas	FAU
Lance Dunbar..... 385	Alfred Morris377
Cam Montgomery 244	Willie Rose..... 64

PASSING YARDS

North Texas	FAU
Riley Dodge.....855	Rusty Smith.....944

RECEIVING YARDS

North Texas	FAU
Jamaal Jackson.....283	Jason Harmon.....246
Michael Outlaw....178	Chris Bonner164
Darius Carey152	Willie Rose.....144
Lance Dunbar.....102	Darian Williams ...135

TOTAL OFFENSE

North Texas	FAU
Riley Dodge.....1,043	Rusty Smith.....898
C. Montgomery....385	Alfred Morris377

TACKLES

North Texas	FAU
Craig Robertson....46	Michael Locksey....44
Tobe Nwigwe.....44	Edward Bradwell ...29
D. Cook.....36	Ed Alexander.....29

SACKS

North Texas	FAU
Brandon Akpunku 3.0	Dino Cox.....3.0
Shavod Atkinson...2.0	Marcus Bartel.....2.0

INTERCEPTIONS

North Texas	FAU
Royce Hill.....2	Tavious Polo.....1

PUNTING AVG.

North Texas	FAU
Will Atterberry41.1	Mickey Groody ...40.8

FIELD GOALS

North Texas	FAU
Jeremy Knott..... 7-10	Ross Gornall.....3-4

Getting it Dun

Sophomore running back Lance Dunbar is setting the bar higher each week. Coming in off the bench against Middle Tennessee in week four Dunbar rushed for a career-high 101 yards. In his first collegiate start last week against Louisiana-Lafayette, he shattered that mark with 187 yards and tied a North Texas record with four rushing touchdowns. Dunbar has five of the team's 18 plays of 25 yards or more including a season-long 66-yard touchdown rush against Middle Tennessee. He is averaging 5.9 yards per carry and has scored eight of the team's 13 touchdowns.

Dodging Bullets

Redshirt freshman Riley Dodge has started exactly four games as a college quarterback. While he has struggled in his last two outings against Middle Tennessee and Louisiana-Lafayette, his numbers still stack up very well with other former Mean Green freshman quarterbacks. In four games, Dodge has a completion percentage of 64.8 and a pass efficiency rating of 109.3. Here is a look at how some other Mean Green quarterbacks did in their freshman year:

<u>Name</u>	<u>Comp. %</u>	<u>Effic.</u>
Riley Dodge (2009)	64.8	109.8
Giovanni Vizza (2007)	58.2	114.8
Matt Phillips (2005)	47.8	107.0
Daniel Meager (2005)	50.0	87.7
Scott Hall (2000)	48.7	104.8
Mitch Maher (1991)	50.6	90.9
Scott Davis (1987)	50.4	132.5

Cam Closing In

Senior running back Cam Montgomery is closing in on the cracking the top 10 career rushing leaders list at North Texas. Montgomery did not play last week against Louisiana-Lafayette while nursing a hamstring injury and still has 244 yards for the season and 1,172 yards for his career. Montgomery needs 692 to get on the exclusive rushing list, which is led by Patrick Cobbs with 4,050. If he makes the list, Montgomery will be knocking a legend from the top 10 list. Ranking 10th all-time in rushing yards is Abner Haynes with 1,864 yards from 1957-59.

Transfer Targets

Junior college transfer wide receivers Jamaal Jackson and Michael Outlaw have made an immediate impact on the North Texas offense. Both are in the starting lineup and they rank first and second on the team in both receptions and receiving yards. Jackson has a team-high 32 catches for 283 yards while Outlaw has 19 catches for 178 yards. Outlaw is averaging 9.4 yards per catch, while Jackson is close behind at 8.8.

Money on the Line

Despite several interchanging parts, the North Texas offensive line has held up admirably this season. An injury to starting left tackle Victor Gill forced Matt Tomlinson into the lineup and the sophomore didn't allow a single sack in starts against Alabama and Middle Tennessee. In all, eight different offensive linemen have played in the five games. After sitting out last season with an injury, junior guard Kelvin Drake has come back strong, playing 369 snaps and recording 16 knock-downs and six pancakes in the first five games. Junior Esteban Santiago had his best game of the season last week against Louisiana-Lafayette, grading out on the coaches grading sheet above 100 percent.

Learning Fast

True freshman wide receiver Darius Carey has steadily improved each week and is now a fixture in the starting lineup and a featured target of Mean Green quarterbacks. Carey is third on the team in both receptions (18) and receiving yards (152). He is also working his way into the return game, returning a punt 62 yards for a touchdown that was called back against Middle Tennessee.



MEAN GREEN DEFENSIVE/SPECIAL TEAMS INDIVIDUAL NOTES

NT vs. FAU Stat Breakdown

	NT	FAU
SCORING	112	72
Points Per Game	22.4	18.0
FIRST DOWNS	101	91
Rushing	46	30
Passing	46	52
Penalty	9	9
RUSHING YARDAGE	864	483
Yards gained rushing	957	565
Yards lost rushing	93	82
Rushing Attempts	185	132
Average Per Rush	4.7	3.7
Average Per Game	172.8	120.8
TDs Rushing	10	3
PASSING YARDAGE	1,050	1,055
Att-Comp-Int	183-119-8	160-91-3
Average Per Pass	5.7	6.6
Average Per Catch	8.8	11.6
Average Per Game	210.0	263.8
TDs Passing	3	5
TOTAL OFFENSE	1,914	1,538
Total Plays	368	292
Average Per Play	5.2	5.3
Average Per Game	382.8	384.5
KICK RET: #-YARDS	26-575	22-438
KICK RET AVERAGE	22.1	19.9
PUNT RET: #-YARDS	3--1	10-34
PUNT RET AVERAGE	-0.3	3.4
INT RET: #-YARDS	2-58	2-16
INT RET AVERAGE	29.0	8.0
FUMBLES-LOST	11-7	12-5
PENALTIES-YARDS	39-324	36-274
Average Per Game	64.8	68.5
PUNTS-YARDS	29-1,152	19-746
Average Per Punt	39.7	39.3
Net punt average	32.9	36.5
TIME OF POSS./GAME	31:58	29:35
3RD-DOWN CONV.	25/72	24/57
3rd-Down Pct	35%	42%
4TH-DOWN CONV.	1-5	2-8
4th-Down Pct	20%	25%
SACKS BY-YARDS	8-49	6-41
MISC YARDS	0	1
TOUCHDOWNS SCORED	13	9
FIELD GOALS-ATT.	7-10	3-4
PAT-ATTEMPTS	13-13	7-9

Linebackers Leading Way

Senior Tobe Nwigwe and junior Craig Robertson have been the defensive leaders as starting linebackers for North Texas this season. Robertson leads the team with 46 total tackles, with Nwigwe close behind at 44. The duo ranks sixth and seventh in the Sun Belt Conference. Robertson posted a career-high in tackles with 12 against Ball State in the season-opener and Nwigwe had a career-best the following week against Ohio with 15. The two also led the team last season in tackles with Nwigwe posting 111 and Robertson close behind with 94.

Coming of Age

North Texas still has a very young defensive secondary, with all four starters either in their first or second year with the Mean Green. Sophomores Royce Hill and DaWaylon Cook are starters at cornerback and safety after playing extensively as true freshmen last season. Adryan Adams transferred to North Texas last year, but is in his first year as a full-time starter at cornerback. Fellow transfer Ira Smith is in his first year at North Texas and is the other starter at safety. The foursome has held up admirably in five games, allowing opponents just 192.6 yards passing per game to rank first in the Sun Belt Conference. They lead the Sun Belt Conference and rank 35th nationally in pass defense efficiency with a rating of 109.8, which includes just 963 yards through the air.

Cook Coming On

Sophomore safety DaWaylon Cook is feeling comfortable in his second year and his new position. As a true freshman last year, Cook was a backup cornerback and totaled 10 tackles in 11 games. After a year of experience and an offseason move to safety, Cook has become a leader in the secondary. After one tackle in the season opener, Cook has averaged 8.8 tackles in the last four games, including a career-best 11 against Alabama. He is third on the team in tackles and 29 of his 36 total stops are solo efforts.

Weighty Up Front

One of the biggest areas, literally, that North Texas addressed in the offseason was the defensive line. The Mean Green brought in six new players to help the defensive line and added a lot of size. Transfers Kelvin Jackson and Shavod Atkinson are the regular starters at defensive tackle, weighing in at 309 and 307 pounds respectively. John Weber is also a transfer who can play both tackle and end and weighs 288 pounds. True freshman defensive tackle Kyle White, who tips the scales at 309 pounds, saw his first action against Alabama. Add 301-pound redshirt freshman Tevinn Cantly to give you the fourth interior defensive lineman that are all playing this year. Last year North Texas didn't play any defensive lineman that weighed 300 pounds or more.

A.K. More Than O.K.

Sophomore Brandon Akpunku (whose nickname is A.K.) is feeling more and more comfortable at his new defensive end position. Akpunku spent his true freshman year as a backup linebacker who saw limited action on special teams, but has earned a spot as a starter at defensive end this year. He leads the team and ranks fourth in the Sun Belt in sacks with three and ranks fourth in the league in tackles for loss with six. The only problem is all of his sacks and tackles for loss have come in the two home games for North Texas, he is still looking for his first stop behind the line on the road.

Good Will Punting

True freshman punter Will Atterberry has been a pleasant surprise for North Texas this season. Through five games, Atterberry leads Sun Belt Conference with 14 punts (of his 28 attempts) downed inside the opponent 20-yard line. He is averaging 41.1 yards per attempt, which ranks fifth in the Sun Belt and he had his first touchback of the year last week against Louisiana-Lafayette. He also has five punts of 50 yards or more.

Return Drought Continues

It has been 126 games and counting since North Texas has returned a kickoff for a touchdown. Broderick McGrew was the last Mean Green player to do so when he took a kickoff and returned it 100 yards in a 28-27 loss to Utah State on Nov. 14, 1998. North Texas' current active streak ranks as the fourth-longest without a kickoff return for a score.



HEAD COACH TODD DODGE

Dodge Quick Facts



Age: 45

Alma Mater:

Texas ('87)

Record: 4-25

(third year)

Previous Job:

Head Coach at

Carroll HS

Playing Experience: Starting quarterback at Texas (1981-85)

High School: Port Arthur Jefferson

(TX) High School ('81)

Family: Wife, Elizabeth; Son, Todd "Riley";

Daughter, Molly

- Finished coaching in high school ranks by winning four of last five Texas 5A state titles
- Still ranks in top 10 at the Univ. of Texas in multiple passing statistics

Dodge Coaching Experience

Year	School	Position
2007-Cur.	North Texas	Head Coach
2000-06	Carroll HS	Head Coach
1998-00	Fossil Ridge HS	Head Coach
1996-98	Newman-Smith HS	Head Coach
1994-96	C.H. Yoe HS	Head Coach
1992-93	North Texas	Pass. Game
1988-92	McKinney HS	Off. Coord
1987-88	Rockwall HS	QB's/WR's
1981-85	Texas	Starting QB

Dodge Year-by-Year

Year	Overall	Conf.	Finish
2007	2 10	1 6	Seventh
2008	1 11	0 7	Eighth
2009	1 4	0 2	
Total	4 25	1 15	

Assistant Coaches

Gary DeLoach- Defensive Coordinator/LB's

Todd Ford- Offensive Coordinator/QB's

Clayton George- Wide Receivers

Mike Nelson- Defensive Line

Chuck Petersen- Safeties

Carlton Buckels- Cornerbacks

David Rausch- Outside Linebackers

Shelton Gandy- Running Backs/Special Teams

Spencer Leftwich- Offensive Line

Scotty Conley- Director of Operations

Kevin Barbay- Graduate Assistant

Brian Morgan- Graduate Assistant

Todd Dodge understands. The North Texas head football coach understands that he was hired to turn around a program that had slumped. He understands that, as he enters his third year, the pace of improvement has not come at the rate that many Mean Green fans had hoped for. But he has not wavered from his plan and the only pressure to hasten the timeline for progress comes from within his own uncompromising commitment to success. Dodge understands his role in the development of the North Texas football program and he is fully invested.



In two years at the helm, Dodge has tried to establish a foundation that would lead to victory. The baseline of success on the field has been set and now Dodge believes he has the pieces in place to show that his work has not been futile. He has quietly assembled a team of coaches and players that he believes can thrive in his system. It has been a two-year process of molding young men and tweaking a staff that will serve as the groundwork for developing his program.

On the field, Dodge's influence has helped the Mean Green to back-to-back years with over 4,000 yards of total offense. It is only the third time in school history that North Texas had consecutive years with over 4,000 yards of total offense. The 4,356 yards of offense in 2008 is the fifth-highest total in school history. Dodge is now at least partially responsible for three of North Texas' top 10 total offensive performances, with 4,901 as a head coach in 2007 and 4,031 as an assistant coach in 1993 added to last year's performance.

One of the best success stories during the Dodge era will always be of wide receiver Casey Fitzgerald. Fitzgerald came to North Texas as a walk-on and spent his first two seasons in obscurity while seeing little action in a run-based offense. In his first year of Dodge's offense, Fitzgerald broke every North Texas single-season receiving record and after just two years in his system, he is now the school's all-time leading receiver with 229 career catches (224 in his final two years under Dodge).



Dodge, 45, officially assumed control of the North Texas football program on Dec. 26, 2006 - three days after he had coached his Southlake Carroll High School football team to its fourth state championship in five years. As one of the most widely respected high school football coaches in the nation, Dodge led Southlake Carroll to a 79-1 record over his final five years, with the only loss coming by a single point in the 2003 state championship game. Dodge closed his high school career with an amazing 48-game winning streak.

Dodge had already been familiar with the Mean Green, having served as an offensive assistant coach in 1992 and 1993. During his tenure he helped direct the Mean Green offense to a per-game average of 348 yards and 26 points. He oversaw the progression of quarterback Mitch Maher, who holds numerous Mean Green offensive records, including pass completions, passing yards, and total offense. Maher went on to play for the Canadian Football League's Shreveport Pirates.

Prior to coming to North Texas, Dodge's name had become synonymous with high school football success on the national scale. In addition to winning four class 5A state championships in five years, Southlake Carroll was recognized as national champions by USA Today in 2004 and 2006, and by PrepNation.com in 2005. Dodge amassed a 98-11 record overall at Carroll after taking over in 2000. In 2005, the Dragons set the Texas 5A state record for most points in a single season by tallying 764.

Dodge was named National Coach of the Year by Schutt Sports in 2004 and by USA Today in 2005. In 2006 PrepNation.com named him the Southwest Region coach of the year.



2009 GAME RECAPS



North Texas
Ball State

20
10



Ohio
North Texas

31
30

September 3, 2009

Scheumann Stadium • Muncie, Indiana

MUNCIE, Ind. (9/3/09) - The North Texas football team left the '08 season in the rear view mirror, downing Ball State 20-10 in the season opener on Thursday night.

The Mean Green (1-0) won just its second season opener since 1997, and its first non-conference road game since 1999, with a gritty performance in front of 16,054 fans at Scheumann Stadium and a national TV audience on ESPNU. The win snapped the Cardinals (0-1) 14-game regular season winning streak that dated back to Nov. of 2007.

Needing to respond to a Ball State fourth-quarter game-tying touchdown, the Mean Green did just that. On the ensuing drive, Riley Dodge hooked up with Jamaal Jackson for 59 yards to take NT down to the one. Two plays later Dodge found Michael Outlaw in the corner of the end zone to put North Texas up 17-10.

Dodge made the most of his first collegiate action by completing his first 11 passes. The redshirt freshman drove the Mean Green 55 yards before Lance Dunbar punched into the end zone on a three yard dive to open the scoring on their first possession.

He was aided by a potent running game led by Cam Montgomery, who broke lose for 149 yards on 8.8 yards per carry. North Texas piled up 296 rushing yards and racked up 512 total yards.

The defense pitched a first half shut-out thanks to third-down stops and a key turnover. Just inside the second quarter Royce Hill jumped in front of a Kelly Page pass on the six yard line and returned it to the house.

Dodge & Co. controlled the edge of the field and the play clock for the entire first half. NT rushed for 160 yards in the half, most coming off left tackle behind captain Victor Gill.

The Mean Green defense held the Cardinals on a lengthy drive midway through the third quarter. Ball State got as far as the 1-yard line before the NT defense forced a short field goal to cut the lead to 10-3.

September 12, 2009

Fouts Field • Denton, Texas

DENTON, Texas (9/12/09) - Ohio connected on a two-point conversion in the second overtime to give the Bobcats a 31-30 victory against North Texas on Saturday night at Fouts Field.

On a rain-soaked field, the Mean Green and the Bobcats both struggled to hold onto the ball. The two teams combined for seven turnovers. Each team threw an interception and both resulted in touchdowns.

North Texas took an early 10-0 advantage, but Ohio pecked away at the lead. The Bobcats took their first lead, 20-17, in the fourth quarter, and North Texas sent it into overtime with a field goal. The two teams exchanged field goals in the first overtime period, and North Texas took the first lead in the second overtime with a touchdown and an extra point.



After North Texas went ahead, 30-23, on a Cam Montgomery touchdown in the second overtime, Theo Scott connected with Taylor Price twice to secure the win. First, Scott hit Price on fourth down from 15 yards out to come within one point of NT, 30-29.

The Bobcats went for the two-point conversion from the two-yard line after a roughing the passer penalty against North Texas. Scott connected with Price again for the win.

Montgomery rushed for 88 yards on 22 carries in the game. Riley Dodge completed 12 of 20 passes for 117 yards and one touchdown, while Nathan Tune went 9-for-14 for 69 yards. Tune came in the game at the end of the third quarter after Dodge hurt his shoulder and had to come out of the game.

Jeremy Knott tied the game, 20-20, in regulation with an 18-yard field goal with 46 seconds left in the game. The Mean Green had reached the one-yard line off a nine-yard pass from Tune to Montgomery but was unable to get into the endzone on the next two rushes.

Kenny Jackson gave Ohio its first lead of the game, 20-17, with a 69-yard interception return for a touchdown with 8:44 left in the game. It was the first time that North Texas has trailed this season.



	1	2	3	4	Score
North Texas	7	3	0	10	20
Ball State	0	0	3	7	10

	NT	BSU
First Downs	27	16
Rushes-Yards	51-296	24-169
Passing Yards	216	140
Passes (A-C-I)	33-23-1	35-15-1
Total Offense	512	309
Fumbles-Lost	1-1	1-1
Penalties-Yards	9-81	4-30
Time of Poss.	37:18	22:42

RUSHING: North Texas- Montgomery 17-149, Dodge 12-73. BSU- Lewis 15-103, Page 7-53

PASSING: North Texas- Dodge 23-33-216-1. BSU- Page 34-15-140-1.

RECEIVING: North Texas- Ja. Jackson 4-86, Outlaw 7-43. BSU - White 4-47, Orsbon 2-38 .

Attendance 16,054

	1	2	3	4	OTOT	Score
Ohio	0	3	10	7	3	31
North Texas	3	7	7	3	7	30

	Ohio	NT
First Downs	15	19
Rushes-Yards	44-63	40-115
Passing Yards	169	186
Passes (A-C-I)	31-16-1	35-21-1
Total Offense	232	301
Fumbles-Lost	3-2	4-3
Penalties-Yards	14-138	9-77
Time of Poss.	32:29	27:31

RUSHING: Ohio- Garrett 17-61, Price 1-16. North Texas- Montgomery 22-88, Dunbar 7-29.

PASSING: Ohio- T. Scott 7-17-1-92, B. Jackson 9-14-0-77. North Texas - Dodge 12-20-0,117, Tune 9-15-1-69.

RECEIVING: Ohio- Price 7-68, Dunlop 1-32. North Texas - Lott 7-61, Carey 6-47.

Attendance 16,674



2009 GAME RECAPS



North Texas

7



No. 4 Alabama

53



Middle Tennessee

37



North Texas

21


September 19, 2009

Bryant-Denny Stadium • Tuscaloosa, Alabama

TUSCALOOSA, Ala. (9/19/09) - The North Texas football team couldn't keep up with the Crimson Tide, falling to No. 4 Alabama 53-7 on Saturday.

Alabama (3-0) struck early and often, rolling up 523 yards of total offense and scores on nine of their 11 drives. The Crimson Tide defense was as good as advertised, holding the Mean Green (1-2) to 187 total yards and just 61 rushing yards.

Quarterback Nathan Tune led the Mean Green on a smooth scoring drive late in the third. The junior hooked up with Michael Outlaw for 32 yards on an improvised roll out, and found Lance Dunbar just two plays later in the left flat. Dunbar rocketed 34 yards untouched into the endzone.



The touchdown pass was the first in Tune's career, and capped off a 5-play, 78-yard drive. Tune was efficient against the Crimson Tide, completing 16-of-23 attempts for 126 yards and a score.

The North Texas defense made things interesting out of the gate. On the game's opening play, Sam Owusu-Hemeng's speed rush fired him around the Crimson Tide left tackle and into quarterback Greg McElroy, who coughed up the football. Brandon Akpunku scooped it up for the Mean Green, leaving the crowd of 92,012 stunned.

Alabama struck first when McElroy, a former Southlake Carroll quarterback under NT head coach Todd Dodge, led the Crimson Tide on a 13-play, 95-yard drive. The junior capped the drive with a two-yard plunge over the right endzone pylon to put Alabama on top 7-0.

McElroy would lead the Crimson Tide on three more touchdown drives, and 352 yards of offense in the opening half alone.

North Texas receiver Darius Carey was the Mean Green's most effective offensive weapon. The freshman caught five passes for 34 yards. James Hamilton found success running the ball late, grinding out 31 yards on seven touches.

	1	2	3	4	Score
North Texas	0	0	7	0	7
Alabama	14	16	14	9	53
			NT	Alabama	
First Downs			7	28	
Rushes-Yards		26-61		45-260	
Passing Yards		126		263	
Passes (A-C-I)	23-16-1			28-22-0	
Total Offense		187		523	
Fumbles-Lost		1-0		4-1	
Penalties-Yards	3-27			2-15	
Time of Poss.	29:17			30:43	

RUSHING: North Texas- Hamilton 7-31. Alabama- Ingram 8-91, Richardson 11-87.

PASSING: North Texas-Tune 23-16-126-0. Alabama- McElroy 15-13-176-0, Jackson 13-9-87-0

RECEIVING: North Texas- Dunbar 2-40, Carey 5-34. . Alabama - Maze 4-49, McCoy 3-38. .


Attendance 92,012

September 26, 2009

Fouts Field • Denton, Texas

DENTON, Texas (9/26/09) - Middle Tennessee quarterback Dwight Dasher threw two touchdown passes and rushed for two of his own to lead the Blue Raiders to a 37-21 victory against North Texas on Saturday night at Fouts Field.

Middle Tennessee jumped out to a 30-7 halftime lead and held on for the victory despite being outscored, 14-7 in the second half by the Mean Green. North Texas scored two touchdowns in the third quarter but was unable to continue the offensive output in the fourth. NT was hurt by five turnovers in the game.



Dasher completed 21 of 43 passes for 269 yards and rushed for 75. He started the game with a 50-yard touchdown pass to Benjamin Cunningham and capped the victory with a throw to Desmond Gee in the endzone in the fourth quarter.

North Texas running back Lance Dunbar rushed for two touchdowns and a career-high 101 yards. It was the first multiple touchdown game of his career. He broke loose for a 66-yard touchdown run in the first quarter to put North Texas on the scoreboard, 10-7.

	1	2	3	4	Score
Middle Tenn.	10	20	0	7	37
North Texas	7	0	14	0	21
			MTSU	NT	
First Downs			23	25	
Rushes-Yards		45-187		25-157	
Passing Yards		269		313	
Passes (A-C-I)	43-21-0			54-35-3	
Total Offense		456		470	
Fumbles-Lost		3-0		2-2	
Penalties-Yards	7-65			7-55	
Time of Poss.	29:25			30:35	

RUSHING: MTSU - Dasher 16-75, Kyles 18-62. North Texas- Dunbar 5-101, Dodge 9-57.

PASSING: MTSU - Dasher 43-21-269-0. North Texas - Dodge 54-35-313-3

RECEIVING: MTSU- S. McDonald 5-74, B. Cunningham 2-56. North Texas - Ja. Jackson 11-82, B.J. Lewis 5-59.

Attendance 22,346

Mean Green quarterback Riley Dodge posted his first 300-yard passing game. He completed 35 of 54 passes for 313 yards, rushed for a touchdown and threw three interceptions.

The Mean Green offense came alive midway through the third quarter with two touchdowns, cutting the lead to 30-21. Dodge scored the first one on a four-yard scamper, while Dunbar posted his second rushing touchdown of the day with an 18-yard sprint. The Mean Green defense held Middle Tennessee to just one first down in the third quarter.

North Texas started the game on a positive note with Royce Hill returning the opening kickoff 73 yards to the Middle Tennessee 25-yard line. The Mean Green was unable to get a first down, attempted a field goal but had it blocked.



2009 GAME RECAPS



North Texas

34



Louisiana-Lafayette

38


October 10, 2009

Cajun Field • Lafayette, Louisiana

LAFAYETTE, La. (10/10/09) – North Texas let momentum slip away and couldn't stop Louisiana-Lafayette in the closing minutes, falling to the Ragin' Cajuns, 38-34, on Saturday night.

North Texas (1-4, 0-2 Sun Belt) led by 10 points heading into the fourth quarter thanks to a dominating performance from Lance Dunbar, but the Ragin' Cajuns (3-2, 1-0 Sun Belt) got two fourth-quarter scores, including the game-winning 4-yard touchdown pass with 27 seconds remaining.

Dunbar piled up 187-rushing yards and four touchdowns, which are the most by a North Texas player since Jamario Thomas had four against Idaho in 2004. Three of those touchdowns and 71 yard came in the second quarter alone.



Leading by three points with a minute on the clock, the North Texas defense forced a fourth-and-five at the NT 33-yard line. Instead of kicking the game-tying field goal, the Cajuns opted to go for the win. Chris Masson's pass sailed over the head of his receiver, but a controversial defensive holding penalty gave ULL a new set of downs. Four plays later, Louisiana-Lafayette punched in for the go-ahead touchdown.

Riley Dodge was effective, but he and the Mean Green offense had a tough time getting out of their own way in the first half. The freshman quarterback completed 24-of-38 passes for 209 yards, but threw three interceptions.

Despite the hiccups, North Texas still held a 444-295 advantage in total yards, and a 35:07-24:53 edge in time of possession. Until the final seconds, NT was able to keep up with the Ragin' Cajuns punch for punch.

The turnovers put the North Texas defense in a tough spot, but the squad responded well when backed into a corner. ULL twice started drives inside the Mean Green 33-yard line, but the NT defense still only allowed two offensive touchdowns and 58 passing yards in the opening half.

	1	2	3	4	Score
North Texas	3	21	10	0	34
UL-Lafayette	7	17	0	14	38
		NT	ULL		
First Downs		23	18		
Rushes-Yards		43-235	38-173		
Passing Yards		209	196		
Passes (A-C-I)		38-24-3	29-13-0		
Total Offense		444	295		
Fumbles-Lost		3-1	3-1		
Penalties-Yards		11-84	5-65		
Time of Poss.		35:07	24:53		

RUSHING: North Texas- Dunbar 32-187, Dodge 11-48. ULL- Sails 18-93, Masson 8-31.

PASSING: North Texas-Dodge, 38-24-209-3. ULL- Masson, 29-13-122-0.

RECEIVING: North Texas- Ja. Jackson 10-73. ULL - Sails 3-30.

Attendance 12,141



2009 MEAN GREEN GAME-BY-GAME RESULTS

	Tm. Rushing (Att.-Yds.-TDs)		Tm. Passing (Att.-Comp.-Yds.-Int-TDs)		Tm. Total Offense		Tm. First Downs		Fumbles-Lost	
	NT	Opp	NT	Opp	NT	Opp	NT	Opp	NT	Opp
at Ball State	51-296-1	24-169-1	33-23-216-1-1	35-15-140-1-0	512	309	27	16	1-1	1-1
Ohio	40-115-2	44-63-0	35-21-186-1-1	31-16-169-1-2	301	232	19	15	4-3	3-2
at Alabama	26-61-0	45-260-5	23-16-126-0-1	28-22-263-0-2	187	523	7	28	1-0	4-1
Middle Tennessee	25-163-3	45-187-2	43-21-269-0-2	54-35-313-3-0	470	456	25	23	2-2	3-0
at Louisiana-Lafayette	43-235-4	38-173-2	38-24-209-3-0	29-13-122-0-1	444	295	23	18	3-1	3-1
Florida Atlantic										
at Troy										
Western Kentucky										
ULM										
at Florida International										
Army										
Arkansas State										

Individual Rushing (Att.-Yds.-TD)

	L. Dunbar	C. Montgomery
at Ball State	16-63-1	17-149-0
Ohio	7-29-0	22-88-2
at Alabama	5-5-0	7-8-0
Middle Tennessee	5-101-2	10--1-0
at Louisiana-Lafayette	32-187-4	---
Florida Atlantic		
at Troy		
Western Kentucky		
ULM		
at Florida International		
Army		
Arkansas State		

Individual Passing (Att.-Comp.-Yds.-Int.-TD)

	Riley Dodge	N. Tune
at Ball State	33-23-216-1-1	----
Ohio	20-12-117-0-1	15-9-69-1-0
at Alabama	---	23-16-126-0-1
Middle Tennessee	54-35-313-3-0	---
at Louisiana-Lafayette	38-24-209-3-0	---
Florida Atlantic		
at Troy		
Western Kentucky		
ULM		
at Florida International		
Army		
Arkansas State		

Individual Receiving (Rec.-Yds.-TD)

	Jamaal Jackson	M. Outlaw	B.J. Lewis	K. Dickerson	Alex Lott	Darius Carey
at Ball State	4-86-0	7-43-1	----	4-24-0	1-13-0	1-6-0
Ohio	3-41-0	2-12-0	---	----	7-61-0	6-47-0
at Alabama	4-1-0	2-34-0	---	---	---	5-34-0
Middle Tennessee	11-82-0	2-20-0	5-59-0	2-31-0	2-3-0	4-43-0
at Louisiana-Lafayette	10-73-0	6-69-0	1-22-0	---	1-8-0	2-22-0
Florida Atlantic						
at Troy						
Western Kentucky						
ULM						
at Florida International						
Army						
Arkansas State						



NORTH TEXAS INDIVIDUAL LEADERS BY GAME

Game	Rushing (att-yds-td)	Passing (att-comp-yds-td)	Receiving (rec-yds-td)	Tackles
at Ball State	C. Montgomery (17-149-0)	Riley Dodge (33-23-216-1)	Jamaal Jackson (4-86-0)	C. Robertson (12)
Ohio	C. Montgomery (22-88-2)	Riley Dodge (20-12-117-1)	Alex Lott (7-61-0)	Tobe Nwigwe (15)
at Alabama	J. Hamilton (7-31-0)	Nathan Tune (23-16-126-1)	Lance Dunbar (2-40-0)	D. Cook (11)
Middle Tennessee	L. Dunbar (5-101-2)	Riley Dodge (54-35-313-0)	Jamaal Jackson (11-82-0)	D. Cook (10)
at Louisiana-Lafayette	L. Dunbar (32-187-4)	Riley Dodge (38-24-209-0)	Jamaal Jackson (10-73-0)	C. Robertson (8)
Florida Atlantic				
at Troy				
Western Kentucky				
ULM				
at Florida International				
Army				
Arkansas State				

OPPONENT INDIVIDUAL LEADERS BY GAME

Game	Rushing (att-yds-td)	Passing (att-comp-yds-td)	Receiving (rec-yds-td)	Tackles
at Ball State	MiQuale Lewis (15-103-1)	Kelly Page (34-15-140-1)	Seth White (4-47-0)	A. Knipp (10)
Ohio	Chris Garrett (17-61-0)	Theo Scott (17-7-92-2)	Taylor Price (7-68-1)	Noah Keller (13)
at Alabama	Mark Ingram (8-91-1)	Greg McElroy (15-13-176-2)	Marquis Maze (4-49-1)	Chris Jordan (6)
Middle Tennessee	Dwight Dasher (16-75-2)	Dwight Dasher (43-21-269-2)	S. McDonald (5-74-0)	D. Crumpton (8)
at Louisiana-Lafayette	Undrea Sails (18-93-0)	Chris Masson (29-13-122-1)	U. Sails (3-30-0)	G. Fleming (12)
Florida Atlantic				
at Troy				
Western Kentucky				
ULM				
at Florida International				
Army				
Arkansas State				

SUN BELT CONFERENCE PLAYERS OF THE WEEK

Week	Offense	Defense	Special Teams
Sept. 7	Riley Dodge (NT)	C. Robertson (NT)	Spencer Ortego (ULL)
Sept. 14	Dwight Dasher (MTSU)	Antwyne Zanders (ULL)	Tyler Albrecht (ULL)
Sept. 21	Levi Brown (Troy)	Chris McCoy (MTSU)	Alan Gendreau (MTSU)
Sept. 28	Levin Brown (Troy)	Kevin Brown (MTSU)	Scott Love (ULM)/Kanorris Davis (Troy)
Oct. 5	Frank Goodin (ULM)	Theo Smith (ULM)	Radi Jabour (ULM)
Oct. 12	Lance Dunbar (NT)	Dwight Bently (ULL)	Dustin Rivest (FIU)
Oct. 19			
Oct. 26			
Nov. 2			
Nov. 9			
Nov. 16			
Nov. 23			
Nov. 30			



2008 MEAN GREEN STARTING LINEUPS

Offense

Game	LT	LG	C	RG	RT	WR	WR	WR	WR	RB	QB
at Ball State	Gill	Drake	Johnson	Bailey	Santiago	Roberson	Ja. Jackson	Lewis	Outlaw	Montgomery	Dodge
Ohio	Gill	Drake	Johnson	Bailey	Santiago	Carey	Ja. Jackson	Lott	Outlaw	Montgomery	Dodge
at Alabama	Tomlinson	Drake	Johnson	Bailey	Santiago	Lewis	Ja. Jackson	Carey	Outlaw	Montgomery	Tune
Middle Tennessee	Tomlinson	Drake	Johnson	Bailey	Santiago	Seidle	Ja. Jackson	Carey	Outlaw	Montgomery	Dodge
at Louisiana-Lafayette	Gill	Drake	Johnson	Bailey	Santiago	Lewis	Ja. Jackson	Carey	Outlaw	Dunbar	Dodge
Florida Atlantic											
at Troy											
Western Kentucky											
ULM											
at Florida International											
Army											
Arkansas State											

Defense

Game	DT	DT	DE	DE	MLB	LOLB	ROLB	CB	CB	S	S
at Ball State	Ross	Gilmore	Akpunku	Owusu-Hemeng	Nwigwe	K. Hill	Robertson	R. Hill	Adams	Smith	Cook
Ohio	Jackson	Atkinson	Akpunku	Owusu-Hemeng	Nwigwe	K. Hill	Robertson	R. Hill	Adams	Smith	Cook
at Alabama	Gilmore	Atkinson	Akpunku	Owusu-Hemeng	Nwigwe	K. Hill	Robertson	R. Hill	Adams	Smith	Cook
Middle Tennessee	Gilmore	Atkinson	Akpunku	Owusu-Hemeng	Nwigwe	K. Hill	Robertson	R. Hill	Adams	Smith	Cook
at Louisiana-Lafayette	Gilmore	Atkinson	Akpunku	Owusu-Hemeng	Nwigwe	K. Hill	Robertson	R. Hill	Adams	Smith	Cook
Florida Atlantic											
at Troy											
Western Kentucky											
ULM											
at Florida International											
Army											
Arkansas State											

NORTH TEXAS 2009 OPPONENTS OVERVIEW

BALL STATE

CARDINALS

2009 Record -

0-6



vs. NT -

L, 20-10

Last Game -

L, 24-19 vs. Temple

OHIO

BOBCATS

2009 Record -

4-2



vs. NT -

W, 31-30 2 OT's

Last Game -

W, 19-7 at Akron

ALABAMA

CRIMSON TIDE

2009 Record -

6-0



vs. NT -

W, 53-7

Last Game -

W, 22-3 at Ole Miss

MIDDLE TENNESSEE

BLUE RAIDERS

2009 Record -

3-2



vs. NT -

W, 37-21

Last Game -

L, 31-7 at Troy

LOUISIANA-LAFAYETTE

RAGIN CAJUNS

2009 Record -

3-2



vs. NT -

W, 38-34 vs. North Texas

Last Game -

W, 38-34 vs. North Texas

FLORIDA ATLANTIC

OWLS

2009 Record -

0-4



vs. NT -

L, 30-28 vs. Wyoming

Last Game -

L, 30-28 vs. Wyoming

TROY

TROJANS

2009 Record -

3-2



vs. NT -

W, 31-7 vs. MTSU

Last Game -

W, 31-7 vs. MTSU

WESTERN KENTUCKY

HILLTOPPERS

2009 Record -

0-5



vs. NT -

L, 37-20 vs. FIU

Last Game -

L, 37-20 vs. FIU

ULM

WARHAWKS

2009 Record -

3-2



vs. NT -

W, 48-35 vs. FIU

Last Game -

W, 48-35 vs. FIU

FLORIDA INTERNATIONAL

GOLDEN PANTHERS

2009 Record -

1-4



vs. NT -

W, 37-20 at WKU

Last Game -

W, 37-20 at WKU

ARMY

BLACK KNIGHTS

2009 Record -

3-3



vs. NT -

W, 16-13 OT vs. Vandy

Last Game -

W, 16-13 OT vs. Vandy

ARKANSAS STATE

RED WOLVES

2009 Record -

1-3



vs. NT -

L, 24-21 at Iowa

Last Game -

L, 24-21 at Iowa



NORTH TEXAS SCORING DRIVES

Opponent	Qtr.	Plys-Yds	Time	Result
Ball State	1	8-55	3:32	TD, Lance Dunbar 5 yd run
Ball State	2	15-81	6:51	FG, Knott 24 yd FG
Ball State	4	4-66	1:48	TD, Outlaw 4 yd catch
Ball State	4	7-25	2:46	FG, Knott 19 yd FG
Ohio	1	4-5	0:55	FG, Knott 32 yd FG
Ohio	2	6-37	2:40	TD, Montgomery 4 yd run
Ohio	3	8-60	4:38	TD, Ja. Jackson 16 yd catch
Ohio	4	11-57	2:46	FG, Knott 18 yd FG
Ohio	OT	6-20	-----	FG, Knott 22 yd FG
Ohio	2OT	4-25	-----	TD, Montgomery 7 yd run
Alabama	3	5-78	2:18	TD, Dunbar 34 yd catch
MTSU	2	2-75	0:39	TD, Dunbar 66 yd run
MTSU	3	9-62	2:58	TD, Dodge 4 yd run
MTSU	3	6-74	2:14	TD, Dunbar 18 yd run
ULL	1	12-70	4:48	FG, Knott 21 yd FG
ULL	2	9-80	2:26	TD, Dunbar 1 yd run
ULL	2	2-59	0:53	TD, Dunbar 37 yd run
ULL	2	6-39	2:01	TD, Dunbar 1 yd run
ULL	3	10-69	4:21	FG, Knott 27 yd FG
ULL	3	10-63	4:33	TD, Dunbar 1 yd run



OPPONENT SCORING DRIVES

Team	Qtr.	Plys-Yds	Time	Result
Ball State	3	9-66	3:44	FG, McGarvey 21 yd FG
Ball State	4	3-35	0:41	TD, Lewis 27 yd run
Ohio	2	12-33	3:48	FG, Weller 44 yd FG
Ohio	2	4-5	0:55	FG, Weller 47 yd FG
Ohio	3	1-32	0:08	TD, Dunlop 32 yd catch
Ohio	4	----	----	TD, 69 yd int. return by Jackson
Ohio	OT	7-8	----	FG, Weller 35 yd FG
Ohio	2OT	4-25	----	TD, Price 15 yd catch
Alabama	1	13-95	5:52	TD, McElroy 2 yd run
Alabama	1	6-67	2:35	TD, Maze 34 catch
Alabama	2	5-83	2:10	TD, Richardson 1 yd run
Alabama	2	7-68	3:25	TD, Ingram 29 yd catch
Alabama	2	11-36	2:08	FG, Tiffin 35 yd FG
Alabama	3	3-39	0:54	TD, Ingram 5 yd run
Alabama	3	6-33	2:33	TD, Grant 1 yd run
Alabama	4	11-37	5:29	FG, Tiffin 20 yd FG
Alabama	4	8-56	3:43	TD, Grant 9 yd run
MTSU	1	6-80	1:43	TD, Cunningham 50 yd catch
MTSU	1	7-33	1:49	FG, Gendreau 20 yd FG
MTSU	2	9-65	2:43	FG, Gendreau 31 yd FG
MTSU	2	3-6	1:06	TD, Dasher 6 yd run
MTSU	2	12-98	3:01	TD, Dasher 2 yd run
MTSU	2	7-26	1:12	FG, Gendreau 48 yd FG
MTSU	4	5-48	1:45	TD, Gee 24 yd catch
ULL	1	---	---	TD, 70 yd int. return by Bently
ULL	2	4--2	0:53	FG, Albrecht 45 yd FG
ULL	2	8-75	3:28	TD, Masson 25 yd run
ULL	2	---	---	TD, Joseph 33 yd blocked punt return
ULL	4	17-80	6:53	TD, McGuire 1 yd run
ULL	4	8-58	1:59	TD, Miller 4 yd catch



2009 NORTH TEXAS LONG PLAYS

Pass (30 yards or greater)

- 59- Riley Dodge to Jamaal Jackson vs. Ball State (9-3-09)
- 37- Riley Dodge to Lance Dunbar vs. ULL (10-10-09)
- 34- Nathan Tune to Lance Dunbar vs. Alabama (9-19-09)*
- 32- Nathan Tune to Michael Outlaw vs. Alabama (9-19-09)

Rush (20 yards or greater)

- 66- Lance Dunbar vs. Middle Tennessee (9-26-09)*
- 37- Lance Dunbar vs. ULL (10-10-09)*
- 25- Cam Montgomery vs. Ball State (9-3-09)
- 25- Lance Dunbar vs. ULL (10-10-09)
- 22- Riley Dodge vs. ULL (10-10-09)
- 21- Riley Dodge vs. Middle Tennessee (9-26-09)

Punt (50 yards or greater)

- 52- Will Atterberry vs. Alabama (9-19-09)
- 51- Will Atterberry vs. Ball State (9-3-09)
- 51- Will Atterberry vs. Middle Tennessee (9-26-09)

Kick Return (30 yards or greater)

- 73- Royce Hill vs. Middle Tennessee
- 40- Royce Hill vs. ULL

Punt Return (20 yards or greater)

Field Goal (40 yards or greater)

Interception (20 yards or greater)

- 57- Royce Hill vs. Ball State (9-3-09)

* *Touchdown*



2009 OPPONENT LONG PLAYS

Pass (30 yards or greater)

- 50- Dwight Dasher (MTSU) to B. Cunningham (9-26-09)*
- 35- Dwight Dasher (MTSU) to S. McDonald (9-26-09)
- 34- Greg McElroy (Alabama) to Marquis Maze (9-19-09)*
- 34- Kelly Page (Ball State) to Briggs Orsbon (9-3-09)
- 32- Theo Scott (Ohio) to Riley Dunlop (9-12-09)

Rush (20 yards or greater)

- 38- Tony Richardson (Alabama) (9-19-09)
- 31- MiQuale Lewis (Ball State) (9-3-09)
- 27- B. Cunningham (Ohio) (9-26-09)
- 27- MiQuale Lewis (Ball State) (9-3-09)*
- 25- Chris Masson (Louisiana-Lafayette) (10-10-09)*
- 22- Mark Ingram (Alabama) (9-19-09)

Punt (50 yards or greater)

- 63- Scott Kovanda, (Ball State) (9-3-09)
- 55- David DeFatta (MTSU) (9-26-09)

Kick Return (30 yards or greater)

- 61- Javier Arenas (Alabama) (9-19-09)
- 31- Orkeys Auriene (Louisiana-Lafayette) (10-10-09)

Punt Return (20 yards or greater)

- 36- Javier Arenas (Alabama) (9-19-09)
- 33- Joseph Andrew (Louisiana-Lafayette) (10-10-09)*
- 30- Riley Dunlop (Ohio) (9-12-09)

Field Goal (40 yards or greater)

- 48- Alan Gendreau (MTSU) (9-26-09)
- 47- Matt Weller (Ohio) (9-12-09)
- 44- Matt Weller (Ohio) (9-12-09)

Interception (20 yards or greater)

- 70- Dwight Bently (Louisiana-Lafayette) (10-10-09)*
- 69- Kenny Jackson (Ohio) (9-12-09)*
- 36- Kevin Brown (MTSU) (9-26-09)

* *Touchdown*



LAST TIME IT HAPPENED...

INDIVIDUAL

RUSHING FOR OVER 150 YARDS

NT: Lance Dunbar, 187 yards, Louisiana-Lafayette 10-10-09

Opp: Phillip Tanner, 159 yards, Middle Tennessee, 11-22-08

RUSHING FOR OVER 200 YARDS

NT: Evan Robertson, 201 yards vs. FAU 11-18-06

Opp: Irving Spikes, 254 yards, NE Louisiana, 11-20-93

RUSHED FOR TWO TOUCHDOWNS IN A GAME

NT: Lance Dunbar (4), Louisiana-Lafayette, 10-10-09

Opp: Dwight Dasher (2), MTSU, 9-26-09

RUSHED FOR THREE TOUCHDOWNS IN A GAME

NT: Lance Dunbar (4), Louisiana-Lafayette, 10-10-09

Opp: Zerb Singleton (3), Navy, 11-10-07

TWO RUNNERS OVER 100 YARDS IN A GAME

NT: Patrick Cobbs (131) & Roy Bishop (107) vs. Baylor, 9-6-03

Opp: David Wolke (178) & Tyrell Hayden (117) WKU, 11-1-08

PASSING FOR OVER 300 YARDS

NT: Riley Dodge, 313, MTSU, 9-26-09

Opp: Levi Brown, 391, Troy, 10-25-08

PASSING FOR OVER 400 YARDS

NT: Giovanni Vizza, 478 yards, vs. Navy, 11-10-07

Opp: David Johnson, 418 yards, vs. Tulsa, 9-6-08

PASSING FOR THREE TOUCHDOWNS IN A GAME

NT: Giovanni Vizza (4), vs. WKU, 11-1-08

Opp: Rusty Smith (4), FAU, 11-8-08

PASSING FOR FOUR TOUCHDOWNS IN A GAME

NT: Giovanni Vizza (4), vs. WKU, 11-1-08

Opp: Rusty Smith (4), FAU, 11-8-08

RECEIVING YARDS OVER 150

NT: Casey Fitzgerald, 231 yards, vs. ULL 10-11-08

Opp: Devin Lowry, 160 yards, SMU, 9-8-07

RECEIVING YARDS OVER 200

NT: Casey Fitzgerald, 231 yards, vs. ULL, 10-11-08

Opp: Trevor Insley, 263 yards, Nevada, 10-30-99

THREE TOUCHDOWNS RECEIVING

NT: Casey Fitzgerald (5) vs. Navy, 11-10-07

Opp: Jason Chery, ULL (3), 10-11-08

TWO RECEIVERS OVER 100 YARDS IN A GAME

NT: Casey Fitzgerald (134), Corey Washington (127), & Sam Dibrell (113) vs. Navy, 11-10-07

Opp: J. Dillard (114) & Toren Dixon (101), Rice, 9-27-08

THREE TOUCHDOWNS SCORED IN A GAME

NT: Jamario Thomas (3), vs. WKU, 11-24-07

Opp: Jason Chery (5), ULL, 10-11-08

FOUR TOUCHDOWNS SCORED IN A GAME

NT: Lance Dunbar (4), Louisiana-Lafayette, 10-10-09

Opp: Jason Chery (5), ULL, 10-11-08

FOUR FIELD GOALS IN A GAME

NT: Denis Hopovac, 5 field goals vs. FIU, 10-7-06

Opp: Nick Browne, TCU, 9-1-01

PUNT RETURN FOR A TOUCHDOWN

NT: Johnny Quinn, 85 yards vs. Louisiana-Monroe 10-30-04

Opp: Tridand Holliday, 92 yards, LSU, 9-13-08

KICKOFF RETURN FOR A TOUCHDOWN

NT: Broderick McGrew, 100 yards vs. Utah State, 11-14-98

Opp: Jorrick Calvin, 95 yards, Troy, 10-25-08

INTERCEPTION RETURN FOR A TOUCHDOWN

NT: Tobe Nwigwe, 97 yards, vs. WKU, 11-1-08

Opp: Dwight Bently, 70 yards, Louisiana-Lafayette (10-10-09)

FUMBLE RETURN FOR A TOUCHDOWN

NT: T.J. Covington, 100 yards, vs. Utah State 10-9-04

Opp: Aaron Lewis, 0 yards, Texas, 9-2-06

BLOCKED PUNT RETURN FOR A TOUCHDOWN

NT: Chris Neal, vs. WKU, 5 yards, 11-24-07

Opp: Andrew Joseph, 33 yards, Louisiana-Lafayette, 10-10-09

SAFETY SCORED

NT: Team vs. UL-Lafayette, 11-4-06

Opp: Team, Navy, 11-10-07

BLOCKED FIELD GOAL RETURN FOR A TD

NT: Phillip Littlejohn, 66 yards, vs. Idaho, 10-4-97

Opp: Gary Love, Arizona, 60 yards, 9-28-02

TEAM

300 YARDS RUSHING IN A GAME

NT: 334 yards vs. Idaho, 11-13-04

Opp: 314 yards vs. WKU, 11-1-08

400 YARDS PASSING IN A GAME

NT: 478 yards vs. Navy 11-10-07

Opp: 439 yards, Troy, 10-25-08

500 YARDS IN TOTAL OFFENSE

NT: 512 yards vs. Ball State 9-3-09

Opp: 523 vs. Alabama 9-19-09

50 RUSHING ATTEMPTS

NT: 51 vs. Ball State, 9-3-09

Opp: 57, Navy, 11-10-07

80 OFFENSIVE PLAYS

NT: 81 vs. Louisiana-Lafayette, 10-10-09

Opp: 88, MTSU, 9-26-09

50+ POINTS IN A GAME

NT: 51 vs. WKU, 11-1-08

Opp: 53 vs. Alabama, 9-19-09

60+ POINTS IN A GAME

NT: 62, vs. Navy, 11-10-07

Opp: 77, vs. Rice, 9-27-08

30 FIRST DOWNS

NT: 31 vs. ULM, 10-18-08

Opp: 31, Navy, 11-10-07

SHUTOUT RECORDED

NT: 21-0 vs. Troy State, 10-30-03

Opp: 35-0, Middle Tennessee, 9-30-06

LESS THAN 200 YARDS TOTAL OFFENSE ALLOWED

NT: 187 vs. Alabama, 9-19-09

Opp: 137, UL-Monroe, 11-18-06

LESS THAN 100 YARDS RUSHING ALLOWED

NT: 63, Ohio, 9-12-09

Opp: 61 vs. Alabama 9-19-09

LESS THAN 100 YARDS PASSING ALLOWED

NT: 40, vs. Troy, 10-4-05

Opp: 63, UL-Monroe, 11-18-06



MEAN GREEN CAREER HIGHS

#11 Riley Dodge, QB, Fr.

Attempts	54 vs. Middle Tennessee (9-26-09)
Completions	35 vs. Middle Tennessee (9-26-09)
Passing Yards	313 vs. Middle Tennessee (9-26-09)
Passing Touchdowns	1, twice
Long Pass	59 vs. Ball State (9-3-09)
Rushes	12 vs. Ball State (9-3-09)
Rushing Yards	73 vs. Ball State (9-3-09)
Longest Rush	27 vs. Tulsa (9-6-08)
Rushing Touchdowns	1 vs. Middle Tennessee (9-26-09)

#26 Cam Montgomery, RB, Sr.

Rushes	23 vs. ULM (10-18-08)
Rushing Yards	149 vs. Ball State (9-3-09)
Longest Rush	42 vs. MTSU (11-22-08)
Touchdowns	2, three times

#5 Lance Dunbar, RB, So

Rushes	32 vs. Louisiana-Lafayette (10-10-09)
Rushing Yards	187 vs. Louisiana-Lafayette (10-10-09)
Longest Rush	66 vs. Middle Tennessee (9-26-09)
Reception	37 vs. Louisiana-Lafayette (10-10-09)
Touchdowns	4 vs. Louisiana-Lafayette (10-10-09)

#2 James Hamilton, RB, So.

Rushes	7 vs. Florida Atlantic (11-8-08)
Rushing Yards	31, twice
Longest Rush	23 vs. Florida Atlantic (11-8-08)
Reception	15 vs. Western Kentucky (11-1-08)
Touchdowns	1 vs. Florida Atlantic (11-8-08)

#15 Jamaal Jackson, WR, Jr.

Receptions	11 vs. Middle Tennessee (9-26-09)
Receiving Yards	86 vs. Ball State (9-3-09)
Touchdowns	1 vs. Ohio (9-12-09)
Long Reception	59 vs. Ball State (9-3-09)

#82 Michael Outlaw, WR, Jr.

Receptions	7 vs. Ball State (9-3-09)
Receiving Yards	69 vs. Louisiana-Lafayette (10-10-09)
Touchdowns	1 vs. Ball State (9-3-09)
Long Reception	32 vs. Alabama (9-19-09)

#4 Alex Lott, WR, Jr.

Receptions	7, twice
Receiving Yards	69 vs. FIU (10-4-08)
Touchdowns	1, twice
Long Reception	19 vs. FIU (10-4-08)

#19 Darius Carey, WR, Fr.

Receptions	6 vs. Ohio (9-12-09)
Receiving Yards	47 vs. Ohio (9-12-09)
Touchdowns	
Long Reception	21 vs. Middle Tennessee (9-26-09)

#9 B. J. Lewis, WR, So.

Receptions	5 vs. Middle Tennessee (9-26-09)
Receiving Yards	59 vs. Middle Tennessee (9-26-09)
Touchdowns	
Long Reception	24 vs. Middle Tennessee (9-26-09)

#49 Jeremy Knott, K, Jr.

Long Field Goal	47 yards vs. Tulsa (9-6-08)
Most Field Goals	3, three times
Most Made PATs	3, twice

#47 Brandon Akpunku, DE, So.

Tackles	8, twice
Tackles For Loss	3.0 vs. Middle Tennessee (9-26-09)
Sacks	1.0 vs. Middle Tennessee (9-26-09)

#94 Eddrick Gilmore, DT, Sr.

Tackles	6 vs. Ohio (9-12-09)
Tackles For Loss	2.0, twice
Sacks	2 vs. Arkansas State (11-29-08)

#99 Shavod Atkinson, DT, Jr.

Tackles	3 vs. Middle Tennessee (9-26-09)
Tackles For Loss	2.0 vs. Ohio (9-12-09)
Sacks	2.0 vs. Ohio (9-12-09)

#91 Kelvin Jackson, DT, Jr.

Tackles	4 vs. Ball State (9-3-09)
Tackles For Loss	
Sacks	

#52 Sam Owusu-Hemeng, DE, Jr.

Tackles	3 vs. Kansas State (8-30-08)
Tackles For Loss	1.5 vs. Ohio (9-12-09)
Sacks	1.0 vs. Louisiana-Lafayette (10-10-09)

#44 Toby Nwigwe, LB, Sr.

Tackles	15 vs. Ohio (9-12-09)
Tackles For Loss	2.5 vs. Tulsa (9-16-06)
Interceptions	1, three times

#42 Craig Robertson, LB, Jr.

Tackles	12 vs. Ball State (9-3-09)
Tackles For Loss	2, twice
Interceptions	2 vs. Troy (10-20-07)

#37 Kylie Hill, LB, Sr.

Tackles	11 vs. WKU (11-1-08)
Passes Broken Up	1, three times
Interception	1, twice

#25 Ira Smith, DB, Jr.

Tackles	6 vs. Middle Tennessee (9-26-09)
Passes Broken Up	1, twice
Interception	

#10 DaWaylon Cook, DR, So.

Tackles	11 vs. Alabama (9-19-09)
Passes Broken Up	1 vs. Alabama (9-19-09)
Interception	

#21 Royce Hill, DB, So.

Tackles	8, twice
Passes Broken Up	1 vs. Kansas State (8-30-08)
Interception	1, twice

#22 Adryan Adams, DB, Sr.

Tackles	7 vs. Troy (10-25-08)
Passes Broken Up	2 vs. Western Kentucky (11-1-08)
Interception	1 vs. Middle Tennessee (11-22-08)

#41 Will Atterberry, P, Fr.

Longest Punt	52 vs. Alabama (9-19-09)
--------------	--------------------------



MEAN GREEN DEPTH CHART

20						Specialists													
						PK #49	Jeremy Knott	PH #6	Nathan Tune	P #41	Will Atterberry	KR #10	DaWaylon Cook	KR #19	Darius Carey	PR #21	Royce Hill	DS #86	Christian Davidson
30											Running Back								
											#26 Cam Montgomery					#5 Lance Dunbar			
40																			
	Wide Receiver		Wide Receiver		Quarterback		Wide Receiver		Wide Receiver										
	#82 Michael Outlaw #8 Sam Roberson		#15 Jamaal Jackson #3 Willie Taylor		#11 Riley Dodge #6 Nathan Tune		#4 Alex Lott #19 Darius Carey		#9 B.J. Lewis #80 Kevin Dickerson										
50																			
	Right Tackle		Right Guard		Center		Left Guard		Left Tackle										
	#77 Esteban Santiago #73 Jeremy Bean		#57 Tyler Bailey #70 Coleman Feeley		#56 J.J. Johnson #60 Aaron Fotenberry		#68 Kelvin Drake #62 Gabe Hollivay		#64 Victor Gill #72 Matt Tomlinson										
40																			
	Defensive End		Defensive Tackle		Defensive Tackle		Defensive Tackle		Defensive End										
	#47 Brandon Akpunku #94 Eddrick Gilmore		#99 Shavod Atkinson <i>or</i> #92 Draylen Ross		#91 Kelvin Jackson #94 Eddrick Gilmore		#52 Sam Owusu-Hemeng #96 Tevinn Cantly												
30																			
	Outside Linebacker		Middle Linebacker				Outside Linebacker												
	#37 Kylie Hill #45 Jeremy Phillips		#44 Tobe Nwigwe #31 A.J. Penson				#42 Craig Robertson #53 Daniel Prior												
20																			
	Cornerback		Safety		Safety		Cornerback												
	#21 Royce Hill #35 Antoine Bush		#25 Ira Smith #23 Darien Williams		#10 DaWaylon Cook #18 John Shorter		#22 Adryan Adams #27 Robby Gordon												



UNIVERSITY OF NORTH TEXAS ROSTER - NUMERICAL

1	Brigham, Desmond	DB	6-1	184	Fr.	RS	Caddo Mills, Texas (Caddo Mills HS)	48	Obi, Kenechukwu	DE	6-2	214	Fr.	HS	Mission Hills, Ca. (Bishop Alemany HS)
2	Hamilton, James	RB	5-8	178	So.	1L	Cedar Hill, Texas (Cedar Hill HS)	49	Knott, Jeremy	K	6-3	182	Sr.	1L	Tulsa, Okla. (NE Okla. A&M)
3	Stubblefield, Arthur	DB	5-10	182	Sr.	1L	Houston, Texas (Eisenhower HS)	50	Leppo, Nick	OL	6-3	246	Fr.	HS	Southlake, Texas (Carroll HS)
3	Taylor, Willie	WR	5-10	175	Fr.	RS	Dallas, Texas (Hillcrest HS)	51	Acton, Jared	OL	5-11	287	Fr.	RS	Southlake, Texas (Carroll HS)
4	Lott, Alex	WR	5-9	173	Jr.	1L	Plano, Texas (Texas Lutheran)	51	January, Sean	LB	6-0	234	Jr.	TR	Cave Creek, Arizona (Scottsdale CC)
5	Dunbar, Lance	RB	5-9	202	So.	1L	Haltom City, Texas (Haltom HS)	52	Owusu-Hemeng, Sam	DE	6-1	242	Jr.	1L	Arlington, Texas (Seguin HS)
6	Tune, Nathan	QB	6-4	206	Jr.	2L	Celina, Texas (Celina HS)	53	Foster, Ryan	LB	6-2	227	Fr.	TR	Grand Prairie, Texas (Prairie View)
7	Wilson, Jamaal	DB	5-10	181	So.	SQ	DeSoto, Texas (DeSoto HS)	53	Prior, Daniel	LB	6-2	215	Fr.	HS	Henderson, Texas (Henderson HS)
7	Thompson, Derek	QB	6-4	223	Fr.	HS	Glen Rose, Texas (Glen Rose HS)	54	Deheck, Robbie	LB	6-2	231	So.	1L	Azle, Texas (Azle HS)
8	Roberson, Sam	WR	6-4	220	So.	1L	Somerville, Texas (Somerville HS)	56	Johnson, J.J.	OL	6-3	283	So.	1L	Plano, Texas (Plano West HS)
9	Lewis, B.J.	WR	6-1	197	So.	1L	Waco, Texas (Robinson HS)	57	Bailey, Tyler	OL	6-2	292	Sr.	3L	Lexington, Ky. (Paul Dunbar HS)
10	Cook, DaWaylon	DB	6-1	196	So.	1L	Dallas, Texas (Samuell HS)	57	Nailor, Joseph	DE	6-2	235	So.	TR	Houston, Texas (Idaho State)
11	Dodge, Riley	QB	6-0	193	Fr.	RS	Southlake, Texas (Carroll HS)	58	Holt, Dan	OL	6-4	299	Fr.	TR	McKinney, Texas (Midwestern St.)
13	Baine, Chase	QB	6-0	198	Fr.	RS	Lake Dallas, Texas (Lake Dallas HS)	60	Fortenberry, Aaron	OL	6-4	288	Fr.	RS	Era, Texas (Era HS)
15	Jackson, Jamaal	WR	5-10	163	Jr.	TR	Amite, La. (Southwest Miss. CC)	62	Hollivay, Gabe	OL	6-3	328	Sr.	1L	Hamilton, Miss. (Itawamba CC)
17	Johnson, Breece	WR	6-1	178	Jr.	2L	Colleyville, Texas (Heritage HS)	63	White, Kyle	DT	6-2	309	Fr.	HS	New Orleans, Louisiana (McDonogh 35 HS)
18	Shorter, John	DB	6-0	195	So.	1L	Dallas, Texas (Lake Highlands HS)	64	Gill, Victor	OL	6-4	261	Jr.	2L	Argyle, Texas (Argyle HS)
18	Jones, Bennie	WR	6-2	165	Jr.	TR	Marlin, Texas (Navarro JC)	65	Flax, Kennan	OL	6-4	283	Fr.	HS	Houston, Texas (Cy-Ridge HS)
19	Carey, Darius	WR	5-10	188	Fr.	HS	New Orleans, Louisiana (Helen Cox HS)	66	Kaiser, Jacob	OL	6-7	311	So.	SQ	Greensburg, Pa. (Central Catholic HS)
20	Chatman, Justin	DB	5-9	180	So.	TR	Mesquite, Texas (Minnesota)	67	Williams, Ryan	OL	6-2	219	Fr.	HS	Southlake, Texas (Carroll HS)
20	Jackson, Jamel	WR	5-9	171	Jr.	TR	Killeen, Texas (Northwestern St)	68	Drake, Kelvin	OL	6-2	280	Jr.	2L	Galveston, Texas (Ball HS)
21	Hill, Royce	DB	6-0	177	So.	1L	Houston, Texas (Cypress Ridge HS)	69	Bruner, Jason	OL	6-9	311	Jr.	TR	Mineola, Texas (Trinity Valley CC)
22	Adams, Adryan	DB	6-0	182	Sr.	1L	Oklahoma City, Okla. (NE Okla. A&M)	70	Feeley, Coleman	OL	6-4	305	So.	1L	Austin, Texas (Anderson HS)
23	Williams, Darien	DB	5-10	189	So.	1L	Vernon, Texas (Vernon HS)	72	Tomlinson, Matt	OL	6-5	297	So.	SQ	Klein, Texas (Klein HS)
24	Mathis, Jeremi	RB	6-1	215	Fr.	RS	Arlington, Texas (Martin HS)	73	Bean, Jeremy	OL	6-5	301	Jr.	TR	Bethel, Okla. (NE Okla. A&M)
25	Smith, Ira	DB	5-11	183	Jr.	TR	Long Beach, Mississippi (Gulf Coast CC)	74	Franklin, Troy	OL	6-5	272	So.	1L	Celina, Texas (Celina HS)
25	Ponce, Matt	RB	5-11	198	Fr.	HS	Whitehouse, Texas (Whitehouse HS)	76	Noble, John	OL	6-6	296	Fr.	HS	Rockwall, Texas (Rockwall HS)
26	Montgomery, Cam	RB	6-1	218	Sr.	1L	The Woodlands, Texas (NE Miss. JC)	77	Santiago, Esteban	OL	6-3	296	Jr.	2L	El Paso, Texas (Coronado HS)
27	Gordon, Robbie	DB	6-0	181	Jr.	1L	Ardmore, Okla. (Ardmore HS)	78	Kokjohn, Troy	OL	6-2	242	So.	1L	Carrollton, Texas (Hebron HS)
27	Schutzka, Casey	WR	5-10	170	Fr.	HS	Eules, Texas (Trinity HS)	79	Jenkins, Nate	OL	6-4	349	Jr.	SQ	Hattiesburg, Miss. (Pearle River CC)
29	Roberts, Phillip	DB	5-11	195	Fr.	RS	Killeen, Texas (Ellison HS)	80	Dickerson, Kevin	WR	6-0	200	Sr.	2L	Fort Worth, Texas (Calvary Christian)
29	Jackson, Hilbert	DB	6-1	181	Fr.	HS	Rowlett, Texas (Rowlett HS)	82	Outlaw, Michael	WR	6-0	185	Jr.	TR	Starkville, Miss. (East Miss. CC)
30	Deans, Trent	K	6-0	184	Fr.	RS	Sherman, Texas (Sherman HS)	83	Seidle, Bryant	TE	6-2	233	Sr.	2L	Cypress, Texas (Cy-Fair HS)
30	Gandy, Shelton	RB	5-8	170	Fr.	HS	Denton, Texas (Ryan HS)	84	Brown, Greg	WR	6-1	217	So.	1L	Grand Prairie, Texas (Grand Prairie HS)
31	Penson, A.J.	LB	6-1	225	Jr.	2L	Lufkin, Texas (Lufkin HS)	85	Fitzpatrick, Austin	TE	6-3	200	Fr.	HS	Friendswood, Texas (Friendswood HS)
31	Squier, Weston	RB	5-8	154	So.	SQ	Sanger, Texas (Sanger HS)	86	Davidson, Christian	LB	6-2	222	Sr.	2L	Spring, Texas (Klein Oak HS)
32	Mosley, Micah	RB	6-0	224	Jr.	2L	Nederland, Texas (Nederland HS)	87	Brainard, Chris	WR	5-11	158	Fr.	HS	Southlake, Texas (Carroll HS)
34	Neal, Chris	DB	5-9	168	Jr.	2L	Kaufman, Texas (Kaufman HS)	88	Stradford, Tyler	WR	6-2	190	Fr.	TR	New Orleans, La. (Oklahoma)
35	Bush, Antoine	DB	5-10	194	Sr.	3L	Tyler, Texas (John Tyler HS)	89	Cruz, Rory	WR	6-0	160	Fr.	TR	Arlington, Texas (SW Okla. State)
36	Davis, Marquese	LB	6-1	232	So.	1L	Atlanta, Texas (Atlanta HS)	89	Rucker, Forrest	WR	6-6	215	Fr.	RS	Hearne, Texas (Hearne HS)
37	Hill, Kylie	LB	5-11	190	Sr.	1L	Bristow, Okla. (NE Okla. A&M)	90	Cole III, Mack	DE	6-4	228	Sr.	1L	Topeka, Kan. (Fort Scott CC)
39	Ekwerekwu, John	RB	5-11	208	Jr.	SQ	Carrollton, Texas (R.L. Turner HS)	91	Jackson, Kelvin	DT	6-2	309	Fr.	TR	Hermanville, Miss. (Itawamba CC)
39	Serrano, Jose	K	5-11	199	Fr.	HS	Dallas, Texas (Skyline HS)	92	Ross, Draylen	DL	6-4	292	Jr.	2L	Fort Worth, Texas (Diamond Hill-Jarvis HS)
40	Washington, Tyler	LB	6-1	221	Fr.	HS	Cedar Hill, Texas (Cedar Hill HS)	93	Anyiam, LaChristopher	DL	6-4	287	Fr.	HS	Allen, Texas (Allen HS)
41	Atterberry, Will	K/P	5-11	187	Fr.	HS	Lewisville, Texas (Lewisville HS)	94	Gilmore, Eddrick	DE	6-5	269	Sr.	3L	Houston, Texas (Alief Hastings HS)
42	Robertson, Craig	LB	6-1	221	Jr.	2L	Stafford, Texas (Stafford HS)	95	DeSoto, Jesse	DL	6-1	289	Jr.	2L	San Antonio, Texas (Lee HS)
44	Nwigwe, Tobe	LB	6-2	240	Sr.	2L	Houston, Texas (Alief Elsik HS)	96	Cantly, Tevinn	DE	6-4	301	Fr.	RS	Arlington, Texas (Lamar HS)
45	Phillips, Jeremy	LB	6-3	198	Fr.	RS	Waller, Texas (Waller HS)	97	Hawthorne, Joe	DT	6-4	270	Fr.	RS	Arlington, Texas (Martin HS)
46	Herron, Julian	LB	6-2	199	Fr.	TR	Arlington, Texas (Bowie HS)	98	Weber, John	DE	6-3	288	Jr.	TR	Harvey, Louisiana (Itawamba CC)
47	Akpunku, Brandon	DE	6-1	226	So.	1L	Cedar Hill, Texas (Cedar Hill HS)	99	Atkinson, Shavod	DT	6-2	307	Jr.	TR	Hobart, Okla. (Independence CC)
48	Monroe, Charles	RB	5-10	220	Fr.	HS	Mesquite, Texas (Mesquite HS)								



UNIVERSITY OF NORTH TEXAS ROSTER - ALPHABETICAL

51 Acton, Jared	OL	5-11	287	Fr.	Southlake, Texas (Carroll HS)	51 January, Sean	LB	6-0	234	Jr.	Cave Creek, Arizona (Scottsdale CC)
22 Adams, Adryan	DB	6-0	182	Sr.	Oklahoma City, Okla. (NE Okla. A&M)	79 Jenkins, Nate	OL	6-4	349	Jr.	Hattiesburg, Miss. (Pearle River CC)
47 Akpunku, Brandon	DE	6-1	226	So.	Cedar Hill, Texas (Cedar Hill HS)	17 Johnson, Breece	WR	6-1	178	Jr.	Colleyville, Texas (Heritage HS)
93 Anyiam, LaChristopher	DL	6-4	287	Fr.	Allen, Texas (Allen HS)	56 Johnson, J.J.	OL	6-3	283	So.	Plano, Texas (Plano West HS)
99 Atkinson, Shavod	DT	6-2	307	Jr.	Hobart, Okla. (Independence CC)	18 Jones, Bennie	WR	6-2	165	Jr.	Marlin, Texas (Navarro JC)
41 Atterberry, Will	K/P	5-11	187	Fr.	Lewisville, Texas (Lewisville HS)	66 Kaiser, Jacob	OL	6-7	311	So.	Greensburg, Pa. (Central Catholic HS)
57 Bailey, Tyler	OL	6-2	292	Sr.	Lexington, Ky. (Paul Dunbar HS)	49 Knott, Jeremy	K	6-3	182	Sr.	Tulsa, Okla. (NE Okla. A&M)
13 Baine, Chase	QB	6-0	198	Fr.	Lake Dallas, Texas (Lake Dallas HS)	78 Kokjohn, Troy	OL	6-2	242	So.	Carrollton, Texas (Hebron HS)
73 Bean, Jeremy	OL	6-5	301	Jr.	Bethel, Okla. (NE Okla. A&M)	50 Leppo, Nick	OL	6-3	246	Fr.	Southlake, Texas (Carroll HS)
87 Brainard, Chris	WR	5-11	158	Fr.	Southlake, Texas (Carroll HS)	9 Lewis, B.J.	WR	6-1	197	So.	Waco, Texas (Robinson HS)
1 Brigham, Desmond	DB	6-1	184	Fr.	Caddo Mills, Texas (Caddo Mills HS)	4 Lott, Alex	WR	5-9	173	Jr.	Plano, Texas (Texas Lutheran)
84 Brown, Greg	WR	6-1	217	So.	Grand Prairie, Texas (Grand Prairie HS)	24 Mathis, Jeremi	RB	6-1	215	Fr.	Arlington, Texas (Martin HS)
69 Bruner, Jason	OL	6-9	311	Jr.	Mineola, Texas (Trinity Valley CC)	48 Monroe, Charles	RB	5-10	220	Fr.	Mesquite, Texas (Mesquite HS)
35 Bush, Antoine	DB	5-10	194	Sr.	Tyler, Texas (John Tyler HS)	26 Montgomery, Cam	RB	6-1	218	Sr.	The Woodlands, Texas (NE Mississippi JC)
96 Cantly, Tevinn	DT	6-4	301	Fr.	Arlington, Texas (Lamar HS)	32 Mosley, Micah	RB	6-0	224	Jr.	Nederland, Texas (Nederland HS)
19 Carey, Darius	WR	5-10	188	Fr.	New Orleans, Louisiana (Helen Cox HS)	57 Nailor, Joseph	DE	6-2	235	So.	Houston, Texas (Idaho State)
20 Chatman, Justin	DB	5-9	180	So.	Mesquite, Texas (Minnesota)	34 Neal, Chris	DB	5-9	168	Jr.	Kaufman, Texas (Kaufman HS)
90 Cole III, Mack	DE	6-4	228	Sr.	Topeka, Kan. (Fort Scott CC)	76 Noble, John	OL	6-6	296	Fr.	Rockwall, Texas (Rockwall HS)
10 Cook, DaWaylon	DB	6-1	196	So.	Dallas, Texas (Samuell HS)	44 Nwigwe, Tobe	LB	6-2	240	Sr.	Houston, Texas (Alief Elsik HS)
89 Cruz, Rory	WR	6-0	160	Fr.	Arlington, Texas (SW Okla. State)	48 Obi, Kenechukwu	DE	6-2	214	Fr.	Mission Hills, California (Bishop Alemany HS)
86 Davidson, Christian	LB	6-2	222	Sr.	Spring, Texas (Klein Oak HS)	82 Outlaw, Michael	WR	6-0	185	Jr.	Starkville, Miss. (East Miss. CC)
36 Davis, Marquese	LB	6-1	232	So.	Atlanta, Texas (Atlanta HS)	52 Owusu-Hemeng, Sam	DE	6-1	242	Jr.	Arlington, Texas (Seguin HS)
30 Deans, Trent	K	6-0	184	Fr.	Sherman, Texas (Sherman HS)	31 Penson, A.J.	LB	6-1	225	Jr.	Lufkin, Texas (Lufkin HS)
54 Deheck, Robbie	LB	6-2	231	So.	Azle, Texas (Azle HS)	45 Phillips, Jeremy	LB	6-3	198	Fr.	Waller, Texas (Waller HS)
95 DeSoto, Jesse	DL	6-1	289	Jr.	San Antonio, Texas (Lee HS)	25 Ponce, Matt	RB	5-11	198	Fr.	Whitehouse, Texas (Whitehouse HS)
80 Dickerson, Kevin	WR	5-10	200	Sr.	Fort Worth, Texas (Calvary Christian Acad.)	53 Prior, Daniel	LB	6-2	215	Fr.	Henderson, Texas (Henderson HS)
11 Dodge, Riley	QB	6-0	193	Fr.	Southlake, Texas (Carroll HS)	8 Roberson, Sam	WR	6-4	220	So.	Somerville, Texas (Somerville HS)
68 Drake, Kelvin	OL	6-2	280	Jr.	Galveston, Texas (Ball HS)	42 Robertson, Craig	LB	6-1	221	Jr.	Stafford, Texas (Stafford HS)
5 Dunbar, Lance	RB	5-9	202	So.	Haltom City, Texas (Haltom HS)	29 Roberts, Phillip	DB	5-11	195	Fr.	Killeen, Texas (Ellison HS)
39 Ekwerekwu, John	RB	5-11	208	Jr.	Carrollton, Texas (R.L. Turner HS)	92 Ross, Draylen	DL	6-4	292	Jr.	Fort Worth, Texas (Diamond Hill-Jarvis HS)
70 Feeley, Coleman	OL	6-4	305	So.	Austin, Texas (Anderson HS)	89 Rucker, Forrest	WR	6-6	215	Fr.	Hearne, Texas (Hearne HS)
85 Fitzpatrick, Austin	TE	6-3	200	Fr.	Friendswood, Texas (Friendswood HS)	77 Santiago, Esteban	OL	6-3	296	Jr.	El Paso, Texas (Coronado HS)
65 Flax, Kennan	OL	6-4	283	Fr.	Houston, Texas (Cy Ridge HS)	83 Seidle, Bryant	TE	6-2	233	Sr.	Cypress, Texas (Cy-Fair HS)
60 Fortenberry, Aaron	OL	6-4	288	Fr.	Era, Texas (Era HS)	39 Serrano, Jose	K	5-11	199	Fr.	Dallas, Texas (Skyline HS)
53 Foster, Ryan	LB	6-2	227	Fr.	Grand Prairie, Texas (Prairie View)	27 Schutzta, Casey	WR	5-10	170	Fr.	Eules, Texas (Trinity HS)
74 Franklin, Troy	OL	6-5	272	So.	Celina, Texas (Celina HS)	18 Shorter, John	DB	6-0	195	So.	Dallas, Texas (Lake Highlands HS)
30 Gandy, Shelton	RB	5-8	170	Fr.	Denton, Texas (Ryan HS)	25 Smith, Ira	DB	5-11	183	Jr.	Long Beach, Mississippi (Gulf Coast CC)
64 Gill, Victor	OL	6-4	261	Jr.	Argyle, Texas (Argyle HS)	31 Squier, Weston	RB	5-8	154	So.	Sanger, Texas (Sanger HS)
94 Gilmore, Eddrick	DE	6-5	269	Sr.	Houston, Texas (Alief Hastings HS)	88 Stradford, Tyler	WR	6-2	190	Fr.	New Orleans, La. (Oklahoma)
27 Gordon, Robbie	DB	6-0	181	Jr.	Ardmore, Okla. (Ardmore HS)	3 Stubblefield, Arthur	DB	5-10	182	Sr.	Houston, Texas (Eisenhower HS)
2 Hamilton, James	RB	5-8	178	So.	Cedar Hill, Texas (Cedar Hill HS)	3 Taylor, Willie	WR	5-10	175	Fr.	Dallas, Texas (Hillcrest HS)
97 Hawthorne, Joe	DT	6-4	270	Fr.	Arlington, Texas (Martin HS)	7 Thompson, Derek	QB	6-4	223	Fr.	Glen Rose, Texas (Glen Rose HS)
46 Herron, Julian	LB	6-2	199	Fr.	Arlington, Texas (Bowie HS)	72 Tomlinson, Matt	OL	6-5	297	So.	Klein, Texas (Klein HS)
37 Hill, Kylie	LB	5-11	190	Sr.	Bristow, Okla. (NE Okla. A&M)	6 Tune, Nathan	QB	6-4	206	Jr.	Celina, Texas (Celina HS)
21 Hill, Royce	DB	6-0	177	So.	Houston, Texas (Cypress Ridge HS)	40 Washington, Tyler	LB	6-1	221	Fr.	Cedar Hill, Texas (Cedar Hill HS)
62 Hollivay, Gabe	OL	6-3	328	Sr.	Hamilton, Miss. (Itawamba CC)	98 Weber, John	DE	6-3	288	Jr.	Harvey, Louisiana (Itawamba CC)
58 Holt, Dan	OL	6-4	299	Fr.	McKinney, Texas (Midwestern State)	63 White, Kyle	DT	6-2	309	Fr.	New Orleans, Louisiana (McDonogh 35 HS)
29 Jackson, Hilbert	DB	6-1	181	Fr.	Rowlett, Texas (Rowlett HS)	23 Williams, Darien	DB	5-10	189	So.	Vernon, Texas (Vernon HS)
15 Jackson, Jamaal	WR	5-10	163	Jr.	Amite, La. (Southwest Miss. CC)	67 Williams, Ryan	OL	6-2	219	Fr.	Southlake, Texas (Carroll HS)
20 Jackson, Jamel	WR	5-9	171	Jr.	Killeen, Texas (Northwestern State)	7 Wilson, Jamal	DB	5-10	181	So.	DeSoto, Texas (DeSoto HS)
91 Jackson, Kelvin	DT	6-2	309	Jr.	Hermanville, Miss. (Itawamba CC)						



MEAN GREEN

NORTH TEXAS COMBINED TEAM STATISTICS

Date	Opponent	Score	Att.	Record:	Overall	Home	Away	Neutral
Sep 03, 2009	at Ball State Cardinals	W 20-10	16054	All games	1-4	0-2	1-2	0-0
Sep 12, 2009	OHIO	L 30-31	16674	Conference	0-2	0-1	0-1	0-0
Sep 19, 2009	at Alabama	L 7-53	92012	Non-Conference	1-2	0-1	1-1	0-0
* Sep 26, 2009	MIDDLE TENNESSEE	L 21-37	22346					
* Oct 10, 2009	at Louisiana	L 34-38	12141					

Rushing		gp	att	gain	loss	net	avg	td	lg	avg/g
Dunbar, Lance		5	65	405	20	385	5.9	7	66	77.0
Montgomery, C.		4	56	270	26	244	4.4	2	25	61.0
Dodge, Riley		4	39	211	23	188	4.8	1	22	47.0
Hamilton, J.		4	8	31	0	31	3.9	0	9	7.8
Mathis, Jeremi		5	8	28	1	27	3.4	0	10	5.4
Tune, Nathan		4	2	7	0	7	3.5	0	7	1.8
Carey, Darius		5	1	3	0	3	3.0	0	3	0.6
Mosley, Micah		5	2	2	0	2	1.0	0	2	0.4
Jackson, Jamaal		5	1	0	9	-9	-9.0	0	0	-1.8
TEAM		3	3	0	14	-14	-4.7	0	0	-4.7
Total		5	185	957	93	864	4.7	10	66	172.8
Opponents		5	196	1011	159	852	4.3	10	38	170.4

Passing		gp	effic	comp-att-int	pct	yds	td	lg	avg/g
Dodge, Riley		4	109.26	94-145-7	64.8	855	2	59	213.8
Tune, Nathan		4	112.32	25-38-1	65.8	195	1	34	48.8
Total		5	109.89	119-183-8	65.0	1050	3	59	210.0
Opponents		5	112.65	87-166-2	52.4	963	7	50	192.6

Receiving		gp	no.	yds	avg	td	lg	avg/g
Jackson, Jamaal		5	32	283	8.8	1	59	56.6
Outlaw, Michael		5	19	178	9.4	1	32	35.6
Carey, Darius		5	18	152	8.4	0	21	30.4
Lott, Alex		5	11	85	7.7	0	18	17.0
Montgomery, C.		4	10	86	8.6	0	19	21.5
Dunbar, Lance		5	8	102	12.8	1	37	20.4
Lewis, B.J.		4	6	81	13.5	0	24	20.2
Dickerson, K.		5	6	55	9.2	0	18	11.0
Rucker, Forrest		2	2	19	9.5	0	10	9.5
Roberson, Sam		3	2	13	6.5	0	8	4.3
Hamilton, J.		4	2	12	6.0	0	6	3.0
Brainard, Chris		2	1	6	6.0	0	6	3.0
Mosley, Micah		5	1	-4	-4.0	0	0	-0.8
Dodge, Riley		4	1	-18	-18.0	0	0	-4.5
Total		5	119	1050	8.8	3	59	210.0
Opponents		5	87	963	11.1	7	50	192.6

Field Goals		fg	pct.	01-19	20-29	30-39	40-49	50-99	lg	blk
Knott, Jeremy		7-10	70.0	2-2	3-3	1-2	1-3	0-0	41	1

Scoring		td	fg	PAT		dxp	saf	pts
				kick	rush	rcv	pass	
Dunbar, Lance		8	-	-	-	-	-	48
Knott, Jeremy		-	7-10	13-13	-	-	-	34
Montgomery, C.		2	-	-	-	-	-	12
Dodge, Riley		1	-	-	-	-	-	6
Outlaw, Michael		1	-	-	-	-	-	6
Jackson, Jamaal		1	-	-	-	-	-	6
Total		13	7-10	13-13	-	-	-	112
Opponents		20	10-11	17-19	-	1	1-1	169

Tackles		gp	ua	a	tot	tfl/yds
#42 Robertson, C.		5	29	17	46	2.0-3
#44 Nwagwe, Tobe		5	37	7	44	6.0-13

Sacks		no-yds
#42 Robertson, C.		1.5-2
#44 Nwagwe, Tobe		1-1

Pass defense		int-yds	brup	qbh
#42 Robertson, C.		1	1	1
#44 Nwagwe, Tobe		1	1	1

Fumbles		rcv-yds	ff	blkd	saf
#42 Robertson, C.		1-0	1	1	1
#44 Nwagwe, Tobe		1-0	1	1	1

Team Statistics		NT	OPP
FIRST DOWNS		101	100
Rushing		46	50
Passing		46	40
Penalty		9	10
RUSHING YARDAGE		864	852
Rushing Attempts		185	196
Average Per Rush		4.7	4.3
Average Per Game		172.8	170.4
TDs Rushing		10	10
PASSING YARDAGE		1050	963
Att-Comp-Int		183-119-8	166-87-2
Average Per Pass		5.7	5.8
Average Per Catch		8.8	11.1
Average Per Game		210.0	192.6
TDs Passing		3	7
TOTAL OFFENSE		1914	1815
Average Per Play		5.2	5.0
Average Per Game		382.8	363.0
KICK RETURNS: #-Yards		26-575	20-396
PUNT RETURNS: #-Yards		3-1	13-179
INT RETURNS: #-Yards		2-58	8-209
FUMBLES-LOST		11-7	14-5
PENALTIES-Yards		39-324	32-313
PUNTS-AVG		29-39.7	31-40.6
TIME OF POSSESSION/Game		31:58	28:02
3RD-DOWN Conversions		25/72	26/78
4TH-DOWN Conversions		1/5	5/7

Interceptions		no.	yds	avg	td	lg
Hill, Royce		2	58	29.0	0	57

Punting		no.	yds	avg	lg	tb	fc	ic20	50+	blk
Atterberry, W.		28	1152	41.1	52	1	3	14	5	0
TEAM		1	0	0.0	0	0	0	0	0	1

Punt Returns		no.	yds	avg	td	lg
Carey, Darius		2	-3	-1.5	0	0
Hill, Royce		1	2	2.0	0	2
Total		3	-1	-0.3	0	2
Opponents		13	179	13.8	1	36

Kick Returns		no.	yds	avg	td	lg
Hill, Royce		10	318	31.8	0	73
Smith, Ira		4	73	18.2	0	23
Dunbar, Lance		3	39	13.0	0	14
Carey, Darius		3	44	14.7	0	17
Hamilton, J.		2	40	20.0	0	21
Cook, DaWaylon		2	47	23.5	0	25
Seidle, Bryant		1	7	7.0	0	7
Mosley, Micah		1	7	7.0	0	7
Total		26	575	22.1	0	73
Opponents		20	396	19.8	0	61

All Purpose		g	rush	rcv	pr	kr	ir	total	avg/g
Dunbar, Lance		5	385	102	0	39	0	526	105.2
Hill, Royce		5	0	0	2	318	58	378	75.6
Montgomery, C.		4	244	86	0	0	0	330	82.5
Jackson, Jamaal		5	-9	283	0	0	0	274	54.8
Carey, Darius		5	3	152	-3	44	0	196	39.2
Total		5	864	1050	-1	575	58	2546	509.2
Opponents		5	852	963	179	396	209	2599	519.8

Total Offense		g	plays	rush	pass	total	avg/g
Dodge, Riley		4	184	188	855	1043	260.8
Dunbar, Lance		5	65	385	0	385	77.0
Montgomery, C.		4	56	244	0	244	61.0
Tune, Nathan		4	40	7	195	202	50.5
Hamilton, J.		4	8	31	0	31	7.8
Total		5	368	864	1050	1914	382.8
Opponents		5	362	852	963	1815	363.0



NORTH TEXAS OVERALL TEAM STATISTICS

Team Statistics	NT	OPP
SCORING	112	169
Points Per Game	22.4	33.8
FIRST DOWNS	101	100
Rushing	46	50
Passing	46	40
Penalty	9	10
RUSHING YARDAGE	864	852
Yards gained rushing	957	1011
Yards lost rushing	93	159
Rushing Attempts	185	196
Average Per Rush	4.7	4.3
Average Per Game	172.8	170.4
TDs Rushing	10	10
PASSING YARDAGE	1050	963
Att-Comp-Int	183-119-8	166-87-2
Average Per Pass	5.7	5.8
Average Per Catch	8.8	11.1
Average Per Game	210.0	192.6
TDs Passing	3	7
TOTAL OFFENSE	1914	1815
Total Plays	368	362
Average Per Play	5.2	5.0
Average Per Game	382.8	363.0
KICK RETURNS: #-Yards	26-575	20-396
PUNT RETURNS: #-Yards	3--1	13-179
INT RETURNS: #-Yards	2-58	8-209
KICK RETURN AVERAGE	22.1	19.8
PUNT RETURN AVERAGE	-0.3	13.8
INT RETURN AVERAGE	29.0	26.1
FUMBLES-LOST	11-7	14-5
PENALTIES-Yards	39-324	32-313
Average Per Game	64.8	62.6
PUNTS-Yards	29-1152	31-1258
Average Per Punt	39.7	40.6
Net punt average	32.9	39.3
TIME OF POSSESSION/Game	31:58	28:02
3RD-DOWN Conversions	25/72	26/78
3rd-Down Pct	35%	33%
4TH-DOWN Conversions	1/5	5/7
4th-Down Pct	20%	71%
SACKS BY-Yards	8-49	3-19
MISC YARDS	0	0
TOUCHDOWNS SCORED	13	20
FIELD GOALS-ATTEMPTS	7-10	10-11
ON-SIDE KICKS	0-0	0-0
RED-ZONE SCORES	32-42 76%	32-36 89%
RED-ZONE TOUCHDOWNS	20-42 48%	20-36 56%
PAT-ATTEMPTS	13-13 100%	17-19 89%
ATTENDANCE	78040	240414
Games/Avg Per Game	4/19510	6/40069
Neutral Site Games		0/0

Score by Quarters	1st	2nd	3rd	4th	OT	Total
North Texas	20	31	38	13	10	112
Opponents	31	56	27	44	11	169



NORTH TEXAS INDIVIDUAL STATISTICS

Rushing	gp	att	gain	loss	net	avg	td	lg	avg/g
Dunbar, Lance	5	65	405	20	385	5.9	7	66	77.0
Montgomery, C.	4	56	270	26	244	4.4	2	25	61.0
Dodge, Riley	4	39	211	23	188	4.8	1	22	47.0
Hamilton, J.	4	8	31	0	31	3.9	0	9	7.8
Mathis, Jeremi	5	8	28	1	27	3.4	0	10	5.4
Tune, Nathan	4	2	7	0	7	3.5	0	7	1.8
Carey, Darius	5	1	3	0	3	3.0	0	3	0.6
Mosley, Micah	5	2	2	0	2	1.0	0	2	0.4
Jackson, Jamaal	5	1	0	9	-9	-9.0	0	0	-1.8
TEAM	3	3	0	14	-14	-4.7	0	0	-4.7
Total	5	185	957	93	864	4.7	10	66	172.8
Opponents	5	196	1011	159	852	4.3	10	38	170.4

Passing	gp	effic	comp-att-int	pct	yds	td	lg	avg/g
Dodge, Riley	4	109.26	94-145-7	64.8	855	2	59	213.8
Tune, Nathan	4	112.32	25-38-1	65.8	195	1	34	48.8
Total	5	109.89	119-183-8	65.0	1050	3	59	210.0
Opponents	5	112.65	87-166-2	52.4	963	7	50	192.6

Receiving	gp	no.	yds	avg	td	lg	avg/g
Jackson, Jamaal	5	32	283	8.8	1	59	56.6
Outlaw, Michael	5	19	178	9.4	1	32	35.6
Carey, Darius	5	18	152	8.4	0	21	30.4
Lott, Alex	5	11	85	7.7	0	18	17.0
Montgomery, C.	4	10	86	8.6	0	19	21.5
Dunbar, Lance	5	8	102	12.8	1	37	20.4
Lewis, B.J.	4	6	81	13.5	0	24	20.2
Dickerson, K.	5	6	55	9.2	0	18	11.0
Rucker, Forrest	2	2	19	9.5	0	10	9.5
Roberson, Sam	3	2	13	6.5	0	8	4.3
Hamilton, J.	4	2	12	6.0	0	6	3.0
Brainard, Chris	2	1	6	6.0	0	6	3.0
Mosley, Micah	5	1	-4	-4.0	0	0	-0.8
Dodge, Riley	4	1	-18	-18.0	0	0	-4.5
Total	5	119	1050	8.8	3	59	210.0
Opponents	5	87	963	11.1	7	50	192.6

Punt Returns	no.	yds	avg	td	lg
Carey, Darius	2	-3	-1.5	0	0
Hill, Royce	1	2	2.0	0	2
Total	3	-1	-0.3	0	2
Opponents	13	179	13.8	1	36

Interceptions	no.	yds	avg	td	lg
Hill, Royce	2	58	29.0	0	57
Total	2	58	29.0	0	57
Opponents	8	209	26.1	2	70

Kick Returns	no.	yds	avg	td	lg
Hill, Royce	10	318	31.8	0	73
Smith, Ira	4	73	18.2	0	23
Dunbar, Lance	3	39	13.0	0	14
Carey, Darius	3	44	14.7	0	17
Cook, DaWaylon	2	47	23.5	0	25
Hamilton, J.	2	40	20.0	0	21
Seidle, Bryant	1	7	7.0	0	7
Mosley, Micah	1	7	7.0	0	7
Total	26	575	22.1	0	73
Opponents	20	396	19.8	0	61

Fumble Returns	no.	yds	avg	td	lg
Cook, DaWaylon	1	16	16.0	0	16
Total	1	16	16.0	0	16
Opponents	1	10	10.0	0	10



NORTH TEXAS INDIVIDUAL STATISTICS

Scoring	td	fg	PAT			dxp	saf	pts
			kick	rush	rcv pass			
Dunbar, Lance	8	-	-	-	-	-	-	48
Knott, Jeremy	-	7-10	13-13	-	-	-	-	34
Montgomery, C.	2	-	-	-	-	-	-	12
Dodge, Riley	1	-	-	-	-	-	-	6
Outlaw, Michael	1	-	-	-	-	-	-	6
Jackson, Jamaal	1	-	-	-	-	-	-	6
Total	13	7-10	13-13	-	-	-	-	112
Opponents	20	10-11	17-19	-	1 1-1	-	-	169

Total Offense	g	plays	rush	pass	total	avg/g
Dodge, Riley	4	184	188	855	1043	260.8
Dunbar, Lance	5	65	385	0	385	77.0
Montgomery, C.	4	56	244	0	244	61.0
Tune, Nathan	4	40	7	195	202	50.5
Hamilton, J.	4	8	31	0	31	7.8
Mathis, Jeremi	5	8	27	0	27	5.4
Carey, Darius	5	1	3	0	3	0.6
Mosley, Micah	5	2	2	0	2	0.4
Jackson, Jamaal	5	1	-9	0	-9	-1.8
TEAM	3	3	-14	0	-14	-4.7
Total	5	368	864	1050	1914	382.8
Opponents	5	362	852	963	1815	363.0

Field Goals	fg	pct.	01-19	20-29	30-39	40-49	50-99	lg	blk
Knott, Jeremy	7-10	70.0	2-2	3-3	1-2	1-3	0-0	41	1

FG Sequence	North Texas	Opponents
Ball State Cardinals	47,(24),47,(19)	(21),31
OHIO	(32),(18),(22)	(44),(47),(35)
Alabama	-	(35),(20)
Middle Tennessee	37	(20),(31),(48)
Louisiana	(41),(27)	(45)

Punting	no.	yds	avg	lg	tb	fc	i20	50+	blk
Atterberry, W.	28	1152	41.1	52	1	3	14	5	0
TEAM	1	0	0.0	0	0	0	0	0	1
Total	29	1152	39.7	52	1	3	14	5	1
Opponents	31	1258	40.6	63	2	13	5	4	0

Kickoffs	no.	yds	avg	tb	ob	retn	net	ydln
Knott, Jeremy	23	1420	61.7	2	1			
Total	23	1420	61.7	2	1	19.8	42.8	27
Opponents	32	1882	58.8	2	3	22.1	39.6	30

Numbers in (parentheses) indicate field goal was made.



NORTH TEXAS DEFENSIVE STATISTICS

##	Defensive Leaders	gp	Tackles			Sacks	Pass defense		Fumbles		blkd
			ua	a	tot	tfl/yds	no-yds	int-yds	brup	qbh	rcv-yds
42	Robertson, C.	5	29	17	46	2.0-3	1.5-2	.	1	1	1-0
44	Nwigwe, Tobe	5	37	7	44	6.0-13
10	Cook, DaWaylon	5	29	7	36	1.0-2	.	.	2	.	1-16
37	Hill, Kylie	5	18	9	27	1.0-1	.	.	3	.	.
47	Akpunku, B.	5	20	5	25	6.0-28	3.0-15	.	.	.	1-0
21	Hill, Royce	5	18	4	22	.	.	2-58	.	.	1-0
25	Smith, Ira	5	13	7	20	.	.	.	2	.	.
22	Adams, Adryan	5	13	7	20	1.0-1	.	.	3	.	.
94	Gilmore, E.	5	7	4	11	3.0-14	1.0-9	.	1	.	.
99	Atkinson, S.	5	6	4	10	2.0-14	2.0-14	.	.	.	1-0
23	Williams, D.	5	8	2	10	.	.	.	1	.	.
45	Phillips, J.	5	7	3	10
31	Penson, A.J.	5	6	3	9	.	.	.	1	.	.
52	Owusu-Hemeng, S	5	6	3	9	3.0-18	1.0-9	.	.	2	.
48	Obi, K.C.	5	6	1	7	1.0-2
92	Ross, Draylen	5	2	5	7
96	Cantly, Tevinn	5	1	5	6
91	Jackson, Kelvin	4	2	4	6	.	.	.	1	.	.
53	Prior, Daniel	3	2	2	4
2	Hamilton, J.	4	4	.	4
80	Dickerson, K.	5	3	.	3
27	Gordon, Robby	4	1	2	3
63	White, Kyle	2	.	3	3
83	Seidle, Bryant	5	.	2	2
24	Mathis, Jeremi	5	1	1	2
95	DeSoto, Jessie	4	1	1	2
54	Deheck, Robbie	5	.	2	2
5	Dunbar, Lance	5	1	1	2
4	Lott, Alex	5	1	.	1
11	Dodge, Riley	4	1	.	1
84	Brown, Greg	5	1	.	1
26	Montgomery, C.	4	.	1	1
64	Gill, Victor	3	1	.	1
35	Bush, Antoine	2	.	1	1
Total		5	245	113	358	26-96	8-49	2-58	15	3	5-16
Opponents		5	263	128	391	28-98	3-19	8-209	19	4	7-10



NORTH TEXAS RED-ZONE RESULTS

North Texas Inside Opponent Red-Zone

Date	Opponent	Score	Times In RZ	Times Scored	Total Pts	Rush TDs	Pass TDs	FGs Made	Failed to score inside RZ					
									FGA	Down	Int	Fumb	Half	Game
Sep 03, 2009	at Ball State Cardinals	W 20-10	6	4	20	2	1	2	0	0	1	0	1	0
Sep 12, 2009	OHIO	L 30-31	7	6	30	3	2	3	0	0	0	1	0	0
Sep 19, 2009	at Alabama	L 7-53	0	0	0	0	0	0	0	0	0	0	0	0
Sep 26, 2009	MIDDLE TENNESSEE	L 21-37	4	2	14	2	2	0	1	0	0	1	0	0
Oct 10, 2009	at Louisiana	L 34-38	4	4	24	3	3	1	0	0	0	0	0	0
Totals			21	16	88	10	8	6	1	0	1	2	1	0

16 of 21 (76.2%)

Opponents Inside North Texas Red-Zone

Date	Opponent	Score	Times In RZ	Times Scored	Total Pts	Rush TDs	Pass TDs	FGs Made	Failed to score inside RZ					
									FGA	Down	Int	Fumb	Half	Game
Sep 03, 2009	at Ball State Cardinals	W 20-10	3	1	3	0	0	1	1	0	1	0	0	0
Sep 12, 2009	OHIO	L 30-31	2	2	11	1	0	1	0	0	0	0	0	0
Sep 19, 2009	at Alabama	L 7-53	7	7	40	5	5	2	0	0	0	0	0	0
Sep 26, 2009	MIDDLE TENNESSEE	L 21-37	4	4	20	2	2	2	0	0	0	0	0	0
Oct 10, 2009	at Louisiana	L 34-38	2	2	14	2	1	0	0	0	0	0	0	0
Totals			18	16	88	10	8	6	1	0	1	0	0	0

16 of 18 (88.9%)



NORTH TEXAS GAME SUPERLATIVES

Individual Game Highs

Rushes	32	Dunbar, Lance at Louisiana (Oct 10, 2009)
Yards Rushing	187	Dunbar, Lance at Louisiana (Oct 10, 2009)
TD Rushes	4	Dunbar, Lance at Louisiana (Oct 10, 2009)
Long Rush	66	Dunbar, Lance vs Middle Tennessee (Sep 26, 2009)
Pass attempts	54	Dodge, Riley vs Middle Tennessee (Sep 26, 2009)
Pass completions	35	Dodge, Riley vs Middle Tennessee (Sep 26, 2009)
Yards Passing	313	Dodge, Riley vs Middle Tennessee (Sep 26, 2009)
TD Passes	1	Dodge, Riley at Ball State Cardinals (Sep 03, 2009)
	1	Dodge, Riley vs OHIO (Sep 12, 2009)
	1	Tune, Nathan at Alabama (Sep 19, 2009)
Long Pass	59	Dodge, Riley at Ball State Cardinals (Sep 03, 2009)
Receptions	11	Jackson, Jamaal vs Middle Tennessee (Sep 26, 2009)
Yards Receiving	86	Jackson, Jamaal at Ball State Cardinals (Sep 03, 2009)
TD Receptions	1	Outlaw, Michael at Ball State Cardinals (Sep 03, 2009)
	1	Jackson, Jamaal vs OHIO (Sep 12, 2009)
	1	Dunbar, Lance at Alabama (Sep 19, 2009)
Long Reception	59	Jackson, Jamaal at Ball State Cardinals (Sep 03, 2009)
Field Goals	3	Knott, Jeremy vs OHIO (Sep 12, 2009)
Long Field Goal	41	Knott, Jeremy at Louisiana (Oct 10, 2009)
Punts	9	Atterberry, W. at Alabama (Sep 19, 2009)
Punting Avg	47.0	Atterberry, W. at Ball State Cardinals (Sep 03, 2009)
Long Punt	52	Atterberry, W. at Alabama (Sep 19, 2009)
Long Punt Return	2	Hill, Royce vs OHIO (Sep 12, 2009)
Long Kickoff Return	73	Hill, Royce vs Middle Tennessee (Sep 26, 2009)
Tackles	15	Nwigwe, Tobe vs OHIO (Sep 12, 2009)
Sacks	2.0	Akpunku, B. vs OHIO (Sep 12, 2009)
	2.0	Atkinson, S. vs OHIO (Sep 12, 2009)
Tackles For Loss	3.0	Akpunku, B. vs OHIO (Sep 12, 2009)
	3.0	Akpunku, B. vs Middle Tennessee (Sep 26, 2009)
Interceptions	1	Hill, Royce at Ball State Cardinals (Sep 03, 2009)
	1	Hill, Royce vs OHIO (Sep 12, 2009)

Team Game Highs

Rushes	51	at Ball State Cardinals (Sep 03, 2009)
Yards Rushing	296	at Ball State Cardinals (Sep 03, 2009)
Yards Per Rush	6.3	vs Middle Tennessee (Sep 26, 2009)
TD Rushes	4	at Louisiana (Oct 10, 2009)
Pass attempts	54	vs Middle Tennessee (Sep 26, 2009)
Pass completions	35	vs Middle Tennessee (Sep 26, 2009)
Yards Passing	313	vs Middle Tennessee (Sep 26, 2009)
Yards Per Pass	6.5	at Ball State Cardinals (Sep 03, 2009)
TD Passes	1	at Ball State Cardinals (Sep 03, 2009)
	1	vs OHIO (Sep 12, 2009)
	1	at Alabama (Sep 19, 2009)
Total Plays	84	at Ball State Cardinals (Sep 03, 2009)
Total Offense	512	at Ball State Cardinals (Sep 03, 2009)
Yards Per Play	6.1	at Ball State Cardinals (Sep 03, 2009)
Points	34	at Louisiana (Oct 10, 2009)
Sacks By	5	vs OHIO (Sep 12, 2009)
First Downs	27	at Ball State Cardinals (Sep 03, 2009)
Penalties	11	at Louisiana (Oct 10, 2009)
Penalty Yards	84	at Louisiana (Oct 10, 2009)
Turnovers	5	vs Middle Tennessee (Sep 26, 2009)
Interceptions By	1	at Ball State Cardinals (Sep 03, 2009)
	1	vs OHIO (Sep 12, 2009)



OPPONENT GAME SUPERLATIVES

Opponent Individual Game Highs

Rushes	19	Terry Grant, at Alabama (Sep 19, 2009)
Yards Rushing	103	LEWIS, MiQuale, at Ball State Cardinals (Sep 03, 2009)
TD Rushes	2	Terry Grant, at Alabama (Sep 19, 2009)
	2	Dasher, Dwight, vs Middle Tennessee (Sep 26, 2009)
Long Rush	38	T. Richardson, at Alabama (Sep 19, 2009)
Pass attempts	43	Dasher, Dwight, vs Middle Tennessee (Sep 26, 2009)
Pass completions	21	Dasher, Dwight, vs Middle Tennessee (Sep 26, 2009)
Yards Passing	269	Dasher, Dwight, vs Middle Tennessee (Sep 26, 2009)
TD Passes	2	SCOTT, Theo, vs OHIO (Sep 12, 2009)
	2	Greg McElroy, at Alabama (Sep 19, 2009)
	2	Dasher, Dwight, vs Middle Tennessee (Sep 26, 2009)
Long Pass	50	Dasher, Dwight, vs Middle Tennessee (Sep 26, 2009)
Receptions	7	PRICE, Taylor, vs OHIO (Sep 12, 2009)
Yards Receiving	74	McDonald, S., vs Middle Tennessee (Sep 26, 2009)
TD Receptions	1	DUNLOP, Riley, vs OHIO (Sep 12, 2009)
	1	PRICE, Taylor, vs OHIO (Sep 12, 2009)
	1	Marquis Maze, at Alabama (Sep 19, 2009)
	1	Mark Ingram, at Alabama (Sep 19, 2009)
	1	Gee, Desmond, vs Middle Tennessee (Sep 26, 2009)
	1	Cunningham, B., vs Middle Tennessee (Sep 26, 2009)
	1	Miller, Marlin, at Louisiana (Oct 10, 2009)
Long Reception	50	Cunningham, B., vs Middle Tennessee (Sep 26, 2009)
Field Goals	3	WELLER, Matt, vs OHIO (Sep 12, 2009)
	3	Gendreau, Alan, vs Middle Tennessee (Sep 26, 2009)
Long Field Goal	48	Gendreau, Alan, vs Middle Tennessee (Sep 26, 2009)
Punts	10	DeFatta, David, vs Middle Tennessee (Sep 26, 2009)
Punting Avg	49.0	P J. Fitzgerald, at Alabama (Sep 19, 2009)
Long Punt	63	KOVANDA, Scott, at Ball State Cardinals (Sep 03, 2009)
Long Punt Return	36	Javier Arenas, at Alabama (Sep 19, 2009)
Long Kickoff Return	61	Javier Arenas, at Alabama (Sep 19, 2009)
Tackles	14	KELLER, Noah, vs OHIO (Sep 12, 2009)
Sacks	1.0	NOTESTINE, Dak, vs OHIO (Sep 12, 2009)
	1.0	WEAVER, Brandon, vs OHIO (Sep 12, 2009)
	1.0	Lanoux, Chris, at Louisiana (Oct 10, 2009)
Tackles For Loss	2.0	DUFFIN, Drew, at Ball State Cardinals (Sep 03, 2009)
	2.0	RENFRO, Lee, vs OHIO (Sep 12, 2009)

Opponent Team Game Highs

Rushes	45	at Alabama (Sep 19, 2009)
	45	vs Middle Tennessee (Sep 26, 2009)
Yards Rushing	260	at Alabama (Sep 19, 2009)
Yards Per Rush	7.0	at Ball State Cardinals (Sep 03, 2009)
TD Rushes	5	at Alabama (Sep 19, 2009)
Pass attempts	43	vs Middle Tennessee (Sep 26, 2009)
Pass completions	22	at Alabama (Sep 19, 2009)
Yards Passing	269	vs Middle Tennessee (Sep 26, 2009)
Yards Per Pass	9.4	at Alabama (Sep 19, 2009)
TD Passes	2	vs OHIO (Sep 12, 2009)
	2	at Alabama (Sep 19, 2009)
	2	vs Middle Tennessee (Sep 26, 2009)
Total Plays	88	vs Middle Tennessee (Sep 26, 2009)
Total Offense	523	at Alabama (Sep 19, 2009)
Yards Per Play	7.2	at Alabama (Sep 19, 2009)
Points	53	at Alabama (Sep 19, 2009)
Sacks By	2	vs OHIO (Sep 12, 2009)
First Downs	28	at Alabama (Sep 19, 2009)
Penalties	14	vs OHIO (Sep 12, 2009)
Penalty Yards	138	vs OHIO (Sep 12, 2009)
Turnovers	3	vs OHIO (Sep 12, 2009)
Interceptions By	3	vs Middle Tennessee (Sep 26, 2009)
	3	at Louisiana (Oct 10, 2009)