



MEAN GREEN™

2009 University of North Texas Football

Quick Facts Coaches

Todd Dodge (Texas, '87)
 North Texas Record..... 4-24 (Third Year)
 vs. Louisiana-Lafayette0-2
 Overall Record..... 4-24 (Third Year)
 vs. Louisiana-Lafayette0-2

Ricky Bustle (Clemson, '76)
 UL-Lafayette Record.. 34-52 (Eighth Year)
 vs. North Texas3-4
 Overall Record..... 34-52 (Eighth Year)
 vs. North Texas3-4

Series

North Texas leads the series with the Ragin Cajuns 8-5.

Television

Sun Belt Network/ESPN Gameplan
 Play-by-play Todd Kalas
 Analyst..... Derek Rackley

Radio

Mean Green Radio Network -KWRD
 100.7 FM (Dallas/Fort Worth) and KNTU
 88.1 FM (Denton). George Dunham (Play-
 by-Play) and Hank Dickenson (Color).

Internet

The live broadcast of the game can be accessed on the internet through the North Texas athletic web site or the KWRD web site. To access the broadcast on the internet go to MeanGreenSports.com or thewordfm.com.

Athletic Media Relations

Football Contacts: Eric Capper (Coach Dodge) and Steven Bartolotta (Players)

Capper Work 940-565-2476
 Cell 940-367-0727
 Email eric.capper@unt.edu
 Bartolotta Work 940-369-8329
 Cell 817-300-1931
 Email..... steven.bartolotta@unt.edu



GAME 5



NORTH TEXAS (1-3, 0-1) vs LOUISIANA-LAFAYETTE (2-2, 0-0)
October 10, 2009 • Cajun Field (31,000)
Lafayette, Louisiana • 6 p.m. CT • SBC Network

THE PARTICULARS

North Texas hits the road to take on Louisiana-Lafayette. The game will be televised on the Sun Belt Network and is available on ESPN360 and ESPN Gameplan. The Mean Green Radio Network will also carry the game and kickoff is set for 6 p.m. from Cajun Field.

THE PRINCIPALS

North Texas and Louisiana-Lafayette are both coming off bye weeks and both teams are looking to end losing streaks. The Mean Green has lost three straight while the Ragin Cajuns have dropped two straight games. North Texas picked up its only win this season away from home while Louisiana-Lafayette is perfect on the year at Cajun Field with a 2-0 mark.

THE SERIES

This is the 14th meeting between the two schools as the Mean Green holds an edge over the Ragin' Cajuns 8-5. Louisiana-Lafayette has won the last meetings and three of the last four over North Texas. The Mean Green does hold a 4-2 edge over the Ragin Cajuns in Lafayette with its most recent win coming in 2006.

NEXT GAME

North Texas returns to Fouts Field for a homecoming battle against Florida Atlantic while the Ragin Cajuns begin a stretch of four of their next five games away from home starting with a road game at Western Kentucky.

North Texas (1-3, 0-1 Sun Belt)			Louisiana-Lafayette (2-2, 0-0 Sun Belt)		
Sept. 3	at Ball State	W, 20-10	Sept. 5	vs. Southern	W, 42-19
Sept. 12	vs. Ohio	L, 31-30 2OT	Sept. 12	vs. Kansas State	W, 17-15
Sept. 19	at No. 4 Alabama	L, 53-7	Sept. 19	at No. 9 LSU	L, 31-3
Sept. 26	vs. Middle Tennessee*	L, 37-21	Sept. 26	at No. 25 Nebraska	L, 55-0
Oct. 10	at Louisiana-Lafayette*	6 p.m.	Oct. 10	vs. North Texas*	6 p.m.
Oct. 17	vs. Florida Atlantic*	6 p.m.	Oct. 17	at Western Kentucky*	6 p.m.
Oct. 24	at Troy*	2:30 p.m.	Oct. 24	vs. Florida Atlantic*	4 p.m.
Oct. 31	vs. Western Kentucky*	2 p.m.	Oct. 31	at Florida International*	11 a.m.
Nov. 7	vs. ULM*	3 p.m.	Nov. 7	at Arkansas State*	2:30 p.m.
Nov. 14	at Florida International*	6 p.m.	Nov. 14	at Middle Tennessee*	3:15 p.m.
Nov. 21	vs. Army	3 p.m.	Nov. 21	vs. ULM*	6 p.m.
Nov. 28	at Arkansas State*	2 p.m.	Nov. 28	vs. Troy*	6 p.m.
*Sun Belt Conference Game			*Sun Belt Conference Game		
All Times Central			All Times Central		



MEAN GREEN

North Texas Quick Facts

Location.....	Denton, Texas
Founded.....	1890
President.....	Dr. Gretchen Bataille
Enrollment.....	34,795
Founded.....	1890
Athletic Director.....	Rick Villarreal
Nickname.....	Mean Green
Colors.....	Green and White
Home Field.....	Fouts Field
Capacity.....	30,500
Surface.....	Artificial
First Year of Football.....	1913
Years of Football.....	93
Conference.....	Sun Belt
Head Coach.....	Todd Dodge (Third Year)
Overall Record.....	4-24
Record at North Texas.....	4-24
Primary Offense.....	Spread
Primary Defense.....	4-3

Mean Green Team Record

Overall.....	466-434-34
Home.....	248-128-12
Fouts Field.....	148-77-7
Away.....	215-301-22
Neutral.....	2-5
Since Div. I-A (1995).....	57-110

Versus Other Div. I-A Conferences

ACC.....	0-2
Big East.....	0-1
Big 12.....	7-55
Big 10.....	0-0
Conference USA.....	34-44-1
Independent.....	1-1
Mid-American.....	2-4
Mountain West.....	6-15
Pac-10.....	2-5
SEC.....	4-32
Sun Belt.....	65-56-2
WAC.....	34-75-2

Under Todd Dodge

Overall.....	4-24
Home.....	2-10
Away.....	2-13
August.....	0-1
September.....	1-10
October.....	1-7
November.....	2-5
December.....	0-1

Team Streaks

Wins.....	0
Home Wins.....	0
Away Wins.....	1
Sun Belt Wins.....	0
Losses.....	3
Home Losses.....	7
Away Losses.....	1
Non-Sun Belt Losses.....	2
Wins When Holding Opponents to 10 Points or Under.....	26
Wins When Scoring 30 Points or More.....	0

Media availability for Week 6 vs. Louisiana-Lafayette

	Monday 5	Tuesday 6	Wednesday 7	Thursday 8	Friday 9	Saturday 10	Sunday 11
Sun Belt Teleconference - Coach Dodge at 11:08 a.m.		Practice at Athletic Center 3:15 p.m.	Practice at Athletic Center 3:15 p.m.	Practice at Athletic Center 3:15 p.m.	Team walk-through	Kick-off with Louisiana-Lafayette, 6:05 p.m.	Off Day
Coach Dodge Radio Show 12-1 p.m.		Only day for player availability after practice	Coach Dodge available for out of town meeting on the phone.	No player availability	Buses leave for Lafayette		No player availability
Notes Package Released			No player availability		No player availability		
Practice 6:35 at Fouts Field							
No player availability							

A CLOSER LOOK AT LOUISIANA-LAFAYETTE

Head Coach Ricky Bustle – Entering his eighth season in Lafayette, Bustle is now tied for fourth all-time with 34 wins with the Ragin Cajuns. The former Virginia Tech assistant, has guided the Cajuns to six wins in the three of the past four seasons. Last season Louisiana-Lafayette had a 5-2 mark in the Sun Belt, the second best mark for the Cajuns since joining the league. Bustle led Louisiana-Lafayette to a share of the Sun Belt Conference title in 2005. He has compiled a 34-52 record in eight seasons in Lafayette.

The Matchup – The game features four of the top 10 rushers in the Sun Belt Conference. Cam Montgomery, Lance Dunbar, and Riley Dodge rank sixth, ninth, and 10th respectively. Undrea Sails is the fourth leading rusher in the league. Dodge is third in total offense in the Sun Belt Conference coming in at 262.0 yards a game while Cajuns quarterback Chris Masson is seventh with 200 yards of total offense a game. The two defense are allowing an identical number of yards per game at 380. The North Texas pass defense continues to rank second in the league at 210.2 yards a game while the Louisiana-Lafayette passing offense is just seventh in the Sun Belt at 198.2 yards a game. North Texas is in search of its first win in Sun Belt Conference play while Louisiana-Lafayette is beginning SBC play after wrapping up their non-conference slate at Nebraska.

GENERAL INFORMATION

Location: Lafayette, Louisiana
Enrollment: 15,035
President: Dr. E. Joseph Savoie
Athletic Director: David Walker
Founded: 1900
Nickname: Ragin' Cajuns
Colors: Vermilion and White

FOOTBALL STAFF

Head Coach: Ricky Bustle (Clemson)
Record at ULL: 34-52 (Eighth Year)
Overall Record: 34-52 (Eighth Year)
Assistant Coaches:
 Gerald Broussard (Defensive Line)
 Hurlie Brown (Secondary)
 Kevin Fouquier (Defensive Coordinator)
 Ron Hudson (Offensive Coordinator/OL)
 Justin Lustig (Special Teams/RB's)
 Daryl Mason (Wide Receivers)
 Jorge Munoz (Quarterbacks)
 Tim Rebowe (Linebackers)
 Troy Wingerter (Tight Ends)

TEAM INFORMATION

2009 Record: 2-2, 0-0 Sun Belt
Offensive System: Multiple
Defensive System: 4-3 Multiple

SPORTS INFORMATION

SID: Daryl Cetnar
Office phone: 337-482-6331
Cell: 337-654-6923
Email: sportsinfo@louisiana.edu
Web Site: www.ragincajuns.com

THE SERIES - GAME-BY-GAME

Series Record: North Texas leads 8-5
At Lafayette: North Texas leads 4-2
At Denton: North Texas leads 4-3
First game: September 20, 1969
Last game: October 11, 2008



Media Information Post-Game Interviews

The North Texas locker room is closed to all members of the media. Head coach Todd Dodge and requested players will be available for interviews following a brief cooling off period. Postgame interviews at Fouts Field will be held in the media interview room below the east stands.

Credentials For Media

Those wishing to cover North Texas must contact Eric Capper or Steven Bartolotta for credentials for home and away games. Seating is very limited at Fouts Field and requests for North Texas home games need to be made at least one week prior to the contest.

Media Availability for Players

All player interviews will be conducted following the teams practice on Tuesday afternoon at the Athletic Center. Requests for players should be made in advance through the sports information office. No interviews will be granted on Monday or Wednesday post practice. Special exemptions may be granted to those media wishing to interview a specific student-athlete before practice at the discretion of the media relations office.

Sun Belt Teleconference

The Sun Belt Conference will conduct a weekly teleconference with each of the eight head coaches each Monday throughout the season. Coach Dodge will be on the call from 11:08-11:14 a.m. each week.

Post-Practice

Dodge will be available to media immediately following Tuesday's practice at the Darrell Dickey Practice Facility. Requests should be made in advance of practice to the media relations office.

Out of Town Media

Dodge and his assistant coaches are also available by request to out-of-town media Monday through Wednesday from 11 a.m.-12 noon. Contact the media relations office to arrange these requests.

Practice Coverage

Media has limited access to North Texas football practice. Viewing is available outside the fence of the practice facility. Video and still photography can be shot during the first 30 minutes of practice. Players and coaches are available for interviews following practice on Tuesday. All requests for interviews must be made in advance through the athletic media relations office.

Top 10 Crowd

North Texas' attendance of 22,346 against Middle Tennessee last week was the ninth-largest crowd in Fouts Field history. That figure also makes it eight of the top 10 Fouts Field crowds having come since North Texas joined the Sun Belt Conference in 2001.

Outgaining Opponents

Despite a 1-3 record after four games, North Texas has outgained three of its four opponents in total offense. If you throw out the lopsided 523-187 advantage that No. 3 Alabama had against the Mean Green, the total offense average per game for North Texas is 429.1 while its opponents are averaging 332.3. Since Dodge took over at North Texas in 2007, North Texas is 2-9 when outgaining its opponent in total offense. Last season North Texas lost the only two games when it outgained its opponents (Florida International and Louisiana-Monore).

Leaving Points on the Table

In three of its four games this season, North Texas has made costly mistakes with turnovers and penalties. The Mean Green had a 94-yard interception for a touchdown called back against Ball State due to holding and also threw an interception in the end zone from the 2-yard line in that game. Against Ohio, North Texas lost a fumble at the Bobcats 3-yard line and lost another fumble at the opponent 25-yard line. Last week against Middle Tennessee, North Texas had a 62-yard punt return for a touchdown called back due an illegal block and added a fumble at the Middle Tennessee 5-yard line and an interception in the end zone.

Expanded Red Zone Problems

As stated above, North Texas has killed scoring opportunities with mistakes. The Mean Green ranks 100th nationally in red zone offense - scoring 71 percent of the time inside the opponent 20-yard line (12-of-17). Of the five times that North Texas didn't score inside the 20, three were turnovers and one was a blocked field goal attempt. When an offense has the ball inside the opponent's 35-yard line there is a realistic opportunity for coming away with points. If you expand the red zone to the opponent 35-yard line, North Texas has a scoring success rate of just 52 percent (12-of-23). The six possessions for North Texas that ended between the 35 and 20-yard lines were the result of two interceptions, two missed field goals, a fumble and the end of the half.

Don't Break

The Mean Green will be trying to improve its red zone defense as well. North Texas has allowed its last three opponents to score every time they enter the red zone, going 13-of-13 in those opportunities. Ohio scored on both of its trips inside the North Texas 20, while Alabama was a perfect 7-of-7 and Middle Tennessee was 4-of-4. Holding opponents to field goals would also be an improvement, as eight of the 13 red zone scores for opponents have been touchdowns.

No Sack Attack

The North Texas offensive line has done a tremendous job protecting the quarterback, allowing just two sacks in the first four games. The Mean Green is tied for fifth in the nation with an average just .5 sacks allowed per game. Louisiana-Lafayette is also tied for fifth in sacks allowed with .5 per game. When you look at the ratio of sacks per pass attempt, North Texas has allowed just two sacks in 145 pass attempts for an average of .014. Only Auburn has a better ratio, with two sacks in 148 pass attempts. The Ragin' Cajuns have allowed two sacks in 125 pass attempts for an average of .016. North Texas will try to maintain its ranking against a Ragin' Cajuns defense that rank last in the nation with just two sacks in four games for an average of .5 per game.

Turnover Trouble

North Texas and Louisiana-Lafayette are both at the bottom of the Sun Belt Conference and rank 109th nationally in turnover margin. Both teams have committed 11 turnovers and gained six for a margin of -5 or -1.25 per game. The Mean Green has gained its turnovers on fumbles (4) while the Ragin' Cajuns have gained theirs on interceptions (5).



Updated Bios At MeanGreenSports.com

Throughout the season bios of selected offensive and defensive players will be updated and available at www.meangreensports.com. Along with the updated bios the North Texas virtual guide can be accessed on the website that has complete bios on all the players and coaches.

North Texas Career Starts

(minimum of 10 games)

Antoine Bush, Sr., DB.....	31
Esteban Santiago, Jr. OL.....	26
Tobe Nwigwe, Sr., LB.....	25
Craig Robertson, Jr., LB	21
Tyler Bailey, Sr., OL	17
Kelvin Drake, Jr., OL.....	16
J.J. Johnson, So., OL.....	16
Kylie Hill, Sr., LB.....	16
Victor Gill, Jr., OL	14
A.J. Penson, Jr., LB.....	12
Gabe Hollivay, Sr., OL.....	12
D. Williams, So., DB	11

North Texas Consecutive Starts

Esteban Santiago, So. OL	26
Craig Robertson, So., LB.....	21
Tobe Nwigwe, Sr., LB.....	16
J.J. Johnson, So., OL.....	16
Kylie Hill, Sr., LB.....	16

North Texas Milestone Victories

1 vs. Burlison College 25-0, 1914
100 vs. Abilene Christian 18-7, 10/9/1936
150 vs. Sam Houston 27-0, 10/25/1947
200 vs. Midwestern 40-13, 10/22/1955
250 vs. Southern Ill. 14-13, 10/31/1964
300 vs. Houston 28-0, 10/11/1975
350 vs. UL-Monroe 27-7, 11/5/1983
400 vs. SW Texas 35-28, 10/9/1993
450 vs. Middle Tenn. 30-21, 10/2/2004

Bold - Home Games

Fouts Field Milestone Victories

1 vs. North Dakota 55-0, 9/27/52
100 vs. Abilene Christian 26-3, 10/3/1987
150 vs. Idaho 51-29, 11/13/2004

Pronunciation Guide

Brandon Akpunku.....	AK-punk-COO
LaChris Anyiam	AN-YEE-um
Tobe Nwigwe	Nuh-whig-way
Troy Kokjohn.....	Coke-John
Matthew Menard....	Men-NARD
K.C. Obi	Oh-BE
Sam Owusu-Hemeng ..	AH-WA-Sue-Heming
Casey Schutza	ShooTZ-Uh
Bryant Seidle.....	Sigh-dull

Big Plays Coming from Youngsters

In four games, North Texas has 18 plays that have covered more than 20 yards, including five passing plays, three rushing plays, nine kick returns and one interception return. Of those 18 plays, 14 have come from freshmen and sophomores and only one has come from a senior (running back Cam Montgomery). Sophomore defensive back Royce Hill leads the way with six plays of more than 20 yards, including five kick returns and one interception return.

Defensive Numbers Identical

North Texas and Louisiana-Lafayette have each allowed opponent offenses exactly 380.0 yards per game through the first four games. The Ragin' Cajuns have allowed 912 yards passing and 608 yards rushing while the Mean Green has allowed 841 yards passing and 679 rushing for a total of 1520 yards. Louisiana-Lafayette has allowed 5.7 yards per play and 15 touchdowns while North Texas has allowed 5.2 per play and 14 touchdowns.

Likewise with Pass Efficiency

The two opponents this week also share identical passing efficiency numbers through the first four games. North Texas and Louisiana-Lafayette both have a pass efficiency rating of 114.2 and rank fifth in the Sun Belt Conference. The Ragin' Cajuns have four touchdowns with four interceptions while North Texas has three touchdowns with five interceptions, but the Mean Green has a completion percentage advantage of nearly 10 percent.

Balanced Attack

Mean Green head coach Todd Dodge has always said that his offense has to be balanced in order to be successful. After four games, North Texas has 629 yards rushing and 841 yards passing which is a 43 to 57 percent balance. Last season, rushing accounted for 35 percent of the total offense while passing accounted for 65 percent.

Holding it Down

The 10 points that North Texas allowed Ball State in the season-opener was the lowest scoring output by a Mean Green opponent since it held Louisiana-Lafayette to seven points in a 16-7 win in 2006. Over the past two years the North Texas defense allowed an average of 46.3 points per game and didn't hold any opponent in 2008 below 33 points.

Third Down Conversions

In its win over Ball State, North Texas converted 7-of-15 third down attempts for a success rate of 46.7 percent. In the three losses, the Mean Green has combined to convert 10-of-41 third downs for 24 percent. What North Texas does on first and second down is obviously affecting third down success, setting up a lot of third-and-long situations. In the win over Ball State, North Texas faced just four third-and-long situations (seven yards or more). In its losses, North Texas has faced third-and-long 25 times, eight against Ohio, seven against Alabama and 10 against Middle Tennessee.

A New Home For The Mean Green

North Texas has called Fouts Field home since 1952, but those days are nearing an end. In 2011 the Mean Green will move into a new stadium located on-campus. Construction is set to begin on the stadium in January of 2010 and the stadium will have a capacity of 30,000 with the ability for future expansion to raise the total to 50,000. North Texas partnered with HKS to build the stadium - the same company that designed the American Airlines Center in Dallas and the new Cowboys Stadium in Arlington, Texas.



Big Guys With Experience

While the Mean Green battled inexperience and youth in 2008, the 2009 North Texas offensive line is about as battle tested as you could want. The starting five have combined for a total of 89 career starts. The good thing about the group of Santiago (26 career starts), Bailey (17 career starts), Johnson (16 career starts), Drake (16 career starts), and Gill (14 career starts) is that only one is a senior (Bailey). In fact of the 10 offensive linemen in the two deep, only two are seniors, while four are juniors, three are sophomores and there is one freshman.



MEAN GREEN™

2009 Sun Belt Standings

Team	Conference		Overall		
ULM	2	0	1.000	3	2
Middle Tennessee	1	0	1.000	3	1
Troy	1	0	1.000	2	2
Louisiana-Lafayette	0	0	.000	2	2
Western Kentucky	0	0	.000	0	4
Arkansas State	0	1	.000	1	3
Florida Atlantic	0	1	.000	0	4
Florida International	0	1	.000	0	4
North Texas	0	1	.000	1	3

This Week in the Sun Belt

October 10

North Texas at Louisiana-Lafayette 6 p.m.
FIU at Western Kentucky 6 p.m.

October 13

Arkansas State at ULM 6 p.m.



Quickie Stats

Mean Green's Record When:

Leading at the half	1-2
Trailing at the half	0-1
Tied at the half	0-0
Leading after three quarters	1-1
Trailing after three quarters	0-2
Tied after three quarters	0-0
Scoring first	1-1
Opponent scores first	0-2
Running more plays than opponent	1-0
Opponent runs more plays	0-2
Same number of plays	0-1
Committing more turnovers	0-2
Committing less turnovers	0-1
Turnovers are even	1-0
Committing at least two turnovers	1-2
Winning time of possession	1-1
Opponent wins time of possession	0-2
Running 70 or more off. plays	1-2
Running less than 70 off. plays	0-1
Rushing for 150 yards or more	1-1
Rushing for less than 150 yards	0-2
Passing for 200 yards or more	1-1
Passing for less than 200 yards	0-2
Passing % is over 55%	1-3
Passing % is less than 55%	0-0
Third down conv. is over 40%	1-1
Third down conv. is less than 40%	0-2
Gaining more total yards than opp.	1-2
Gaining less total yards than opp.	0-1
Playing at home	0-2
Playing on the road	1-1
Playing on natural grass	0-1
Playing on artificial surface	1-2

A Good Distributor

One of the areas that Coach Todd Dodge has emphasized this year is getting the ball in the hands of as many different people as possible. The last two seasons, wide receiver Casey Fitzgerald led the nation in receptions with over 110 each year. This year Dodge would like those receptions to be divided between two or even three receivers. So far, the plan is working, with five different wide receivers having seven or more catches. In all, eight different receivers have made at least one catch for the Mean Green this season.

Going For A Three-Peat

Todd Dodge has helped the Mean Green to back-to-back years with over 4,000 yards of total offense. It is only the third time in school history that North Texas had consecutive years with over 4,000 yards of total offense. The 4,356 yards of offense in 2008 is the fifth-highest total in school history. The Mean Green has never had three straight seasons of 4,000 or more yards of total offense before. North Texas is also going after its second 3,000-yard passing season in the last three years which has never happened before in school history.

Coaches Picks

Troy was chosen as the 2009 Preseason favorite to win the Sun Belt Conference as voted on by the leagues head coaches. The Trojans received five of the nine first-place votes. The Trojans were followed by Arkansas State, Florida Atlantic, Middle Tennessee, Florida International, Louisiana-Lafayette, ULM, North Texas, and Western Kentucky. Florida Atlantic, Florida International, Louisiana-Lafayette, and ULM picked up the remaining first-place votes.

Coaches Up/Coaches Down

North Texas will put three assistant coaches in the press box during games and will have six assistants along with head coach Todd Dodge on the sideline. In the press box will be offensive coordinator Todd Ford, along with defensive coordinator Gary DeLoach. Cornerbacks coach Carlton Buckels and safeties coach Chuck Peterson will join DeLoach in the press box. Linebackers coach David Rausch and defensive line coach Mike Nelson will be on the sidelines. Wide Receiver coach Clayton George and offensive line coach Spencer Leftwich will be on the sidelines along with special teams/running backs coach Shelton Gandy. Graduate assistant coaches Brian Morgan and Kevin Barbay will also be in the press box.

Well Represented in the NFL

North Texas has had more players drafted to play professional football than any other team in the Sun Belt Conference. Since the first NFL draft in 1936, North Texas has had 77 players drafted, including seven players picked in the first round. Arkansas State is second among Sun Belt Schools which have had players drafted with 46. Joe Greene is the highest drafted player ever from North Texas when he was selected by the Pittsburgh Steelers with the fourth overall pick in 1969.

TV Time

North Texas is scheduled to play on television eight times in 2009. The Mean Green will be shown in the Dallas/Fort Worth market on KTXA 21 for the Ohio and Army games as part of two-game deal with the station. The season opener at Ball State was played before a national audience on ESPNU and the game at Alabama was shown across the SEC Regional Network. The game at Louisiana-Lafayette and two home games with Florida Atlantic and Western Kentucky will be shown as part of the Sun Belt Conference package. The game at Troy will be broadcast by the Troy ISP Network. KTXA 21 will also air the North Texas games that are being broadcast as part of the Sun Belt package.

Charr-ging Them Up

One of the new additions to North Texas this offseason was that of a strength and conditioning coach for football. Aaron Ausmus started the program in January before leaving to take the same position at Tennessee. Todd Dodge then turned to Charr Gahagan to replace Ausmus. Gahagan was at the University of Washington and spent eight seasons at USC before that. He was a three-time national champion in powerlifting while at Louisiana Tech. The results have been noticable. Defensive lineman Eddrick Gilmore put on 29 pounds in the offseason, going from 240 to 269 in the new program. Offensive lineman Nate Jenkins went from 379 down to 349 pounds this season.



Sun Belt Team Stat Leaders

TOTAL OFFENSE

1. ULM.....	418.6
2. Middle Tennessee.....	407.2
3. Florida Atlantic.....	386.8
4. Troy.....	375.2
5. North Texas.....	367.5
6. Arkansas State.....	342.8
7. Louisiana-Lafayette.....	328.5
8. Florida International.....	309.2
9. Western Kentucky.....	272.0

PASS OFFENSE

1. Troy.....	278.8
2. Middle Tennessee.....	274.8
3. Florida Atlantic.....	263.8
4. Florida International.....	242.2
5. North Texas.....	210.2
6. ULM.....	210.0
7. Louisiana-Lafayette.....	198.2
8. Arkansas State.....	180.0
9. Western Kentucky.....	137.5

RUSH OFFENSE

1. ULM.....	208.6
2. Arkansas State.....	162.8
3. North Texas.....	157.2
4. Western Kentucky.....	134.5
5. Middle Tennessee.....	132.5
6. Louisiana-Lafayette.....	130.2
7. Florida Atlantic.....	123.0
8. Troy.....	96.5
9. Florida International.....	67.0

TOTAL DEFENSE

1. Arkansas State.....	372.5
2. Middle Tennessee.....	374.0
3. ULM.....	376.2
4. North Texas.....	380.0
Louisiana-Lafayette.....	380.0
6. Troy.....	410.5
7. Florida Atlantic.....	447.8
8. Western Kentucky.....	499.5
9. Florida International.....	513.2

PASS DEFENSE

1. Western Kentucky.....	199.8
2. North Texas.....	210.2
3. Middle Tennessee.....	221.5
4. Florida Atlantic.....	222.5
5. Louisiana-Lafayette.....	228.0
6. Troy.....	263.8
7. Arkansas State.....	266.5
8. ULM.....	268.2
9. Florida International.....	272.8

RUSH DEFENSE

1. Arkansas State.....	106.0
2. ULM.....	108.0
3. Troy.....	146.8
4. Louisiana-Lafayette.....	152.0
5. Middle Tennessee.....	152.5
6. North Texas.....	169.8
7. Florida Atlantic.....	225.2
8. Florida International.....	240.5
9. Western Kentucky.....	299.8

Did You Know

North Texas has its share of players on the roster that have great genes of their own but some have even better bloodlines. Wide receiver Alex Lott is the son of former Oklahoma All Big 8 quarterback Thomas Lott. His older brother just finished up his college career at Rice.

Freshman wide receiver Desmond Brigham is the nephew of current Arizona Cardinals wide receiver Jamaica Rector. And if that wasn't enough freshman defensive back Jeremy Phillips is the younger brother of Jason Phillips, last season's Mountain West Defensive Player of the Year and a former linebacker at TCU.

Following In Footsteps

North Texas head coach Todd Dodge is one of only 56 known major college head coaches who have had the rare opportunity to coach his son in college. There are only three other current sets of father-and-son duos on Football Bowl Subdivision teams, Dan and Cody Hawkins at Colorado, Ricky and Brad Bustle at Louisiana-Lafayette and Steve and Scott Spurrier at South Carolina. Todd and Riley make only the 22nd father-and-son, quarter back-and-coach tandem in FBS history.

Lack of Senioritis

The North Texas roster has only 12 seniors for the 2009 season. Only six teams in the Football Bowl Subdivision have fewer seniors on their roster than North Texas, and only three of those teams (Boise State, Miami (OH), and Idaho) are non-BCS teams.

Fewest Senior's In the Nation

1. Boise State	4
2. Duke	9
S. Carolina	9
4. Georgia Tech	10
5. Miami (OH)	11
N. Carolina	11
7. North Texas	12
Connecticut	12
Idaho	12

Record Enrollment

The University of North Texas marked its ninth consecutive year of record-breaking student population when the fall 2009 enrollment was announced at 36,206. This year's numbers reflect the largest single-year increase since 2002 and continue to secure North Texas as the fourth-largest university in the state of Texas.

One Overtime Not Enough

North Texas has played in just two overtime games since the NCAA introduced the format in 1996. The Mean Green is 1-1 in its two overtime games, defeating Florida International 25-22 in seven overtimes in 2006 and losing to Ohio 31-30 in two overtimes this year. The Mean Green is the only FBS team that has never had a game decided in the first overtime period.



MEAN GREEN OFFENSIVE INDIVIDUAL NOTES

NT vs. ULL

Statistical Leaders

RUSHING YARDS

North Texas	ULL
C. Montgomery.....244	Undrea Sails.....281
Lance Dunbar.....198	Chris Masson.....71

PASSING YARDS

North Texas	ULL
Riley Dodge.....646	Chris Masson.....729

RECEIVING YARDS

North Texas	ULL
Jamaal Jackson.....210	Ladarius Green.....186
Darius Carey.....130	Louis Lee.....128
Michael Outlaw.....109	Luke Aubrey.....114
C. Montgomery.....86	Marlin Miller.....91

TOTAL OFFENSE

North Texas	ULL
Riley Dodge.....786	Chris Masson.....800
C. Montgomery.....244	Undrea Sails.....281

TACKLES

North Texas	ULL
Tobe Nwigwe.....38	Antwyn Zanders.....37
Craig Robertson.....38	Daylor McCoy.....23
D. Cook.....32	Grant Fleming.....21

SACKS

North Texas	ULL
Brandon Akpunku.....3.0	Hall Davis.....1.0
Shavod Atkinson.....2.0	Daylor McCoy.....0.5

INTERCEPTIONS

North Texas	ULL
Royce Hill.....2	Maurice Rolle.....2

PUNTING AVG.

North Texas	ULL
Will Atterberry.....42.7	Spencer Ortego.....42.1

FIELD GOALS

North Texas	ULL
Jeremy Knott.....5-8	Tyler Albrecht.....2-3

Dodging Bullets

Redshirt freshman Riley Dodge has started exactly three games as a college quarterback. While he had his toughest game to date against Middle Tennessee last week, his numbers still stack up very well with other former Mean Green quarterbacks who started as freshmen. In three games, Dodge has a completion percentage of 65.4 and a pass efficiency rating of 114.8. Here is a look at how some other Mean Green quarterbacks did in their freshman year:

<u>Name</u>	<u>Comp. %</u>	<u>Effic.</u>
Riley Dodge (2009)	65.4	114.8
Giovanni Vizza (2007)	58.2	114.8
Matt Phillips (2005)	47.8	107.0
Daniel Meager (2005)	50.0	87.7
Scott Hall (2000)	48.7	104.8
Mitch Maher (1991)	50.6	90.9
Scott Davis (1987)	50.4	132.5

Learning Fast

True freshman wide receiver Darius Carey has steadily improved each week and is now a fixture in the starting lineup and a featured target of Mean Green quarterbacks. Carey is second on the team in both receptions (16) and receiving yards (130). After just one catch in the season opener, Carey has had at least four catches each of the last three games. He is also working his way into the return game, returning a punt 62 yards for a touchdown that was unfortunately called back against Middle Tennessee.

Cam Carrying Load

Senior running back Cam Montgomery has had trouble getting untracked the last two weeks, against two very good defenses, including the second-ranked rushing defense in the nation in Alabama. Montgomery had 237 yards in his first two games, but has been held to just seven total yards in the last two games. Montgomery topped the 1,000 yard rushing mark for his career earlier this year and has his sights set on joining the top 10 all-time at North Texas. He is just 693 yards from entering the top 10 all-time for most rushing yards in a career. If he does so this year Montgomery will be knocking a legend from the top 10 list. Ranking 10th all-time in rushing yards is Abner Haynes with 1,864 yards from 1957-59.

Not to be Outdone

Sophomore running back Lance Dunbar is providing the explosive component of the one-two running back combination for North Texas this year. Dunbar rushed for a career-high 101 yards against Middle Tennessee, taking his first handoff of the game 66 yards for a touchdown. It was the longest rush for a North Texas back since Jamario Thomas went 77 yards for a score versus Middle Tennessee in 2007. Dunbar is averaging 6.0 yards per carry.

Transfer Targets

Junior college transfer wide receivers Jamaal Jackson and Michael Outlaw have made an immediate impact on the North Texas offense. Both are in the starting lineup and they rank first and third on the team in receiving yards with Jackson having 210 and Outlaw having 109 in the first three games. They have the only two touchdown receptions among the wide receivers and Jackson leads the team with an average of 9.5 yards per reception.

Money on the Line

Despite several interchanging parts, the North Texas offensive line has held up admirably this season. An injury to starting left tackle Victor Gill forced Matt Tomlinson into the lineup and the sophomore didn't allow in starts against Alabama and Middle Tennessee. In all, eight different offensive linemen have played in the four games. After sitting out last season with an injury, junior guard Kelvin Drake has come back strong, playing 288 snaps and recording 12 knock-downs and four pancakes in the first four games.



MEAN GREEN DEFENSIVE/SPECIAL TEAMS INDIVIDUAL NOTES

NT vs. ULL Stat Breakdown

	NT	ULL
SCORING	78	62
Points Per Game	19.5	15.5
FIRST DOWNS	78	72
Rushing	34	31
Passing	37	37
Penalty	7	4
RUSHING YARDAGE	629	521
Yards gained rushing	704	560
Yards lost rushing	75	39
Rushing Attempts	142	134
Average Per Rush	4.4	3.9
Average Per Game	157.2	130.2
TDs Rushing	6	4
PASSING YARDAGE	841	793
Att-Comp-Int	145-95-5	125-71-4
Average Per Pass	5.8	6.3
Average Per Catch	8.9	11.2
Average Per Game	210.2	198.2
TDs Passing	3	4
TOTAL OFFENSE	1,470	1,314
Total Plays	287	259
Average Per Play	5.1	5.1
Average Per Game	367.5	328.5
KICK RET: #-YARDS	19-412	15-261
KICK RET AVERAGE	21.7	17.4
PUNT RET: #-YARDS	3--1	5-24
PUNT RET AVERAGE	-0.3	4.8
INT RET: #-YARDS	2-58	5-22
INT RET AVERAGE	29.0	4.4
FUMBLES-LOST	8-6	10-7
PENALTIES-YARDS	28-240	13-105
Average Per Game	60.0	26.2
PUNTS-YARDS	25-1067	21-885
Average Per Punt	42.7	42.1
Net punt average	37.1	36.3
TIME OF POSS./GAME	31:10	26:59
3RD-DOWN CONV.	17-56	24-56
3rd-Down Pct	30%	43%
4TH-DOWN CONV.	0-3	4-6
4th-Down Pct	0%	67%
SACKS BY-YARDS	6-38	2-15
MISC YARDS	0	13
TOUCHDOWNS SCORED	9	8
FIELD GOALS-ATT.	5-8	2-3
PAT-ATTEMPTS	9-9	8-8

Linebackers Leading Way

Senior Tobe Nwigwe and junior Craig Robertson have been the defensive leaders as starting linebackers for North Texas this season. They each have 38 tackles, with Nwigwe having 28 solo stops and Robertson having 20. The duo ranks third in the Sun Belt Conference is tied for 35th nationally in tackles per game with an average of 9.5. Robertson posted a career-high in tackles with 12 against Ball State in the season-opener and Nwigwe had a career-best the following week against Ohio with 15. The two also led the team last season in tackles with Nwigwe posting 111 and Robertson close behind with 94.

Coming of Age

North Texas still has a very young defensive secondary, with all four starters either in their first or second year with the Mean Green. Sophomores Royce Hill and DaWaylon Cook are starters at cornerback and safety after playing extensively as true freshmen last season. Adryan Adams transferred to North Texas last year, but is in his first year as a full-time starter at cornerback. Fellow transfer Ira Smith is in his first year at North Texas and is the other starter at safety. The foursome has held up admirably in three games, allowing opponents just 210.2 yards passing per game to rank second in the Sun Belt Conference. They lead the Sun Belt Conference in pass defense efficiency with a rating of 117.1, which includes just 841 yards through the air.

Cook Coming On

Sophomore safety DaWaylon Cook is feeling comfortable in his second year and his new position. As a true freshman last year, Cook was a backup cornerback and totaled 10 tackles in 11 games. After a year of experience and an offseason move to safety, Cook has become a leader in the secondary. After one tackle in the season opener, Cook has averaged 10.3 tackles in the last three games, including a career-best 11 against Alabama. He is third on the team in tackles and 27 of his 32 total stops are solo efforts.

Weighty Up Front

One of the biggest areas, literally, that North Texas addressed in the offseason was the defensive line. The Mean Green brought in six new players to help the defensive line and added a lot of size. Transfers Kelvin Jackson and Shavod Atkinson are the regular starters at defensive tackle, weighing in at 309 and 307 pounds respectively. John Weber is also a transfer who can play both tackle and end and weighs 288 pounds. True freshman defensive tackle Kyle White, who tips the scales at 309 pounds, saw his first action against Alabama. Add 301-pound redshirt freshman Tevinn Cantly to give you the fourth interior defensive lineman that are all playing this year. Last year North Texas didn't play any defensive lineman that weighed 300 pounds or more.

A.K. More Than O.K.

Sophomore Brandon Akpunku (whose nickname is A.K.) is feeling more and more comfortable at his new defensive end position. Akpunku spent his true freshman year as a backup linebacker who saw limited action on special teams, but has earned a spot as a starter at defensive end this year. He leads the team and ranks second in the Sun Belt in sacks with three and ranks third in the league in tackles for loss with six. The only problem is all of his sacks and tackles for loss have come in the two home games for North Texas, he is still looking for his first stop behind the line on the road.

Good Will Punting

True freshman punter Will Atterberry has been a pleasant surprise for North Texas this season. Through four games, Atterberry leads Sun Belt Conference with 14 punts (of his 25 attempts) downed inside the opponent 20-yard line. He is averaging 42.7 yards per attempt, which ranks third in the Sun Belt and is one of only two punters in the league to not have a single touchback this season. He also has five punts of 50 yards or more.

Return Drought Continues

It has been 125 games and counting since North Texas has returned a kickoff for a touchdown. Broderick McGrew was the last Mean Green player to do so when he took a kickoff and returned it 100 yards in a 28-27 loss to Utah State on Nov. 14, 1998. North Texas' current active streak ranks as the fourth-longest without a kickoff return for a score.



HEAD COACH TODD DODGE

Dodge Quick Facts

Age: 45

Alma Mater:

Texas ('87)

Record: 4-24

(third year)

Previous Job:

Head Coach at

Carroll HS

Playing Experience: Starting quarterback at Texas (1981-85)

High School: Port Arthur Jefferson

(TX) High School ('81)

Family: Wife, Elizabeth; Son, Todd "Riley";

Daughter, Molly

• Finished coaching in high school ranks by winning four of last five Texas 5A state titles

• Still ranks in top 10 at the Univ. of Texas in multiple passing statistics



Dodge Coaching Experience

Year	School	Position
2007-Cur.	North Texas	Head Coach
2000-06	Carroll HS	Head Coach
1998-00	Fossil Ridge HS	Head Coach
1996-98	Newman-Smith HS	Head Coach
1994-96	C.H. Yoe HS	Head Coach
1992-93	North Texas	Pass. Game
1988-92	McKinney HS	Off. Coord
1987-88	Rockwall HS	QB's/WR's
1981-85	Texas	Starting QB

Dodge Year-by-Year

Year	Overall	Conf.	Finish
2007	2 10	1 6	Seventh
2008	1 11	0 7	Eighth
2009	1 3	0 1	
Total	4 24	1 14	

Assistant Coaches

Gary DeLoach- Defensive Coordinator/LB's

Todd Ford- Offensive Coordinator/QB's

Clayton George- Wide Receivers

Mike Nelson- Defensive Line

Chuck Petersen- Safeties

Carlton Buckels- Cornerbacks

David Rausch- Outside Linebackers

Shelton Gandy- Running Backs/Special Teams

Spencer Leftwich- Offensive Line

Scotty Conley- Director of Operations

Kevin Barbay- Graduate Assistant

Brian Morgan- Graduate Assistant

Todd Dodge understands. The North Texas head football coach understands that he was hired to turn around a program that had slumped. He understands that, as he enters his third year, the pace of improvement has not come at the rate that many Mean Green fans had hoped for. But he has not wavered from his plan and the only pressure to hasten the timeline for progress comes from within his own uncompromising commitment to success. Dodge understands his role in the development of the North Texas football program and he is fully invested.



In two years at the helm, Dodge has tried to establish a foundation that would lead to victory. The baseline of success on the field has been set and now Dodge believes he has the pieces in place to show that his work has not been futile. He has quietly assembled a team of coaches and players that he believes can thrive in his system. It has been a two-year process of molding young men and tweaking a staff that will serve as the groundwork for developing his program.

On the field, Dodge's influence has helped the Mean Green to back-to-back years with over 4,000 yards of total offense. It is only the third time in school history that North Texas had consecutive years with over 4,000 yards of total offense. The 4,356 yards of offense in 2008 is the fifth-highest total in school history. Dodge is now at least partially responsible for three of North Texas' top 10 total offensive performances, with 4,901 as a head coach in 2007 and 4,031 as an assistant coach in 1993 added to last year's performance.

One of the best success stories during the Dodge era will always be of wide receiver Casey Fitzgerald. Fitzgerald came to North Texas as a walk-on and spent his first two seasons in obscurity while seeing little action in a run-based offense. In his first year of Dodge's offense, Fitzgerald broke every North Texas single-season receiving record and after just two years in his system, he is now the school's all-time leading receiver with 229 career catches (224 in his final two years under Dodge).



Dodge, 45, officially assumed control of the North Texas football program on Dec. 26, 2006 - three days after he had coached his Southlake Carroll High School football team to its fourth state championship in five years. As one of the most widely respected high school football coaches in the nation, Dodge led Southlake Carroll to a 79-1 record over his final five years, with the only loss coming by a single point in the 2003 state championship game. Dodge closed his high school career with an amazing 48-game winning streak.

Dodge had already been familiar with the Mean Green, having served as an offensive assistant coach in 1992 and 1993. During his tenure he helped direct the Mean Green offense to a per-game average of 348 yards and 26 points. He oversaw the progression of quarterback Mitch Maher, who holds numerous Mean Green offensive records, including pass completions, passing yards, and total offense. Maher went on to play for the Canadian Football League's Shreveport Pirates.

Prior to coming to North Texas, Dodge's name had become synonymous with high school football success on the national scale. In addition to winning four class 5A state championships in five years, Southlake Carroll was recognized as national champions by USA Today in 2004 and 2006, and by PrepNation.com in 2005. Dodge amassed a 98-11 record overall at Carroll after taking over in 2000. In 2005, the Dragons set the Texas 5A state record for most points in a single season by tallying 764.

Dodge was named National Coach of the Year by Schutt Sports in 2004 and by USA Today in 2005. In 2006 PrepNation.com named him the Southwest Region coach of the year.



2009 GAME RECAPS



North Texas
Ball State

20
10



Ohio
North Texas

31
30

September 3, 2009

Scheumann Stadium • Muncie, Indiana

MUNCIE, Ind. (9/3/09) - The North Texas football team left the '08 season in the rear view mirror, downing Ball State 20-10 in the season opener on Thursday night.

The Mean Green (1-0) won just its second season opener since 1997, and its first non-conference road game since 1999, with a gritty performance in front of 16,054 fans at Scheumann Stadium and a national TV audience on ESPNU. The win snapped the Cardinals (0-1) 14-game regular season winning streak that dated back to Nov. of 2007.

Needing to respond to a Ball State fourth-quarter game-tying touchdown, the Mean Green did just that. On the ensuing drive, Riley Dodge hooked up with Jamaal Jackson for 59 yards to take NT down to the one. Two plays later Dodge found Michael Outlaw in the corner of the end zone to put North Texas up 17-10.

Dodge made the most of his first collegiate action by completing his first 11 passes. The redshirt freshman drove the Mean Green 55 yards before Lance Dunbar punched into the end zone on a three yard dive to open the scoring on their first possession.

He was aided by a potent running game led by Cam Montgomery, who broke lose for 149 yards on 8.8 yards per carry. North Texas piled up 296 rushing yards and racked up 512 total yards.

The defense pitched a first half shut-out thanks to third-down stops and a key turnover. Just inside the second quarter Royce Hill jumped in front of a Kelly Page pass on the six yard line and returned it to the house.

Dodge & Co. controlled the edge of the field and the play clock for the entire first half. NT rushed for 160 yards in the half, most coming off left tackle behind captain Victor Gill.

The Mean Green defense held the Cardinals on a lengthy drive midway through the third quarter. Ball State got as far as the 1-yard line before the NT defense forced a short field goal to cut the lead to 10-3.

September 12, 2009

Fouts Field • Denton, Texas

DENTON, Texas (9/12/09) - Ohio connected on a two-point conversion in the second overtime to give the Bobcats a 31-30 victory against North Texas on Saturday night at Fouts Field.

On a rain-soaked field, the Mean Green and the Bobcats both struggled to hold onto the ball. The two teams combined for seven turnovers. Each team threw an interception and both resulted in touchdowns.

North Texas took an early 10-0 advantage, but Ohio pecked away at the lead. The Bobcats took their first lead, 20-17, in the fourth quarter, and North Texas sent it into overtime with a field goal. The two teams exchanged field goals in the first overtime period, and North Texas took the first lead in the second overtime with a touchdown and an extra point.



After North Texas went ahead, 30-23, on a Cam Montgomery touchdown in the second overtime, Theo Scott connected with Taylor Price twice to secure the win. First, Scott hit Price on fourth down from 15 yards out to come within one point of NT, 30-29.

The Bobcats went for the two-point conversion from the two-yard line after a roughing the passer penalty against North Texas. Scott connected with Price again for the win.

Montgomery rushed for 88 yards on 22 carries in the game. Riley Dodge completed 12 of 20 passes for 117 yards and one touchdown, while Nathan Tune went 9-for-14 for 69 yards. Tune came in the game at the end of the third quarter after Dodge hurt his shoulder and had to come out of the game.

Jeremy Knott tied the game, 20-20, in regulation with an 18-yard field goal with 46 seconds left in the game. The Mean Green had reached the one-yard line off a nine-yard pass from Tune to Montgomery but was unable to get into the endzone on the next two rushes.

Kenny Jackson gave Ohio its first lead of the game, 20-17, with a 69-yard interception return for a touchdown with 8:44 left in the game. It was the first time that North Texas has trailed this season.



	1	2	3	4	Score
North Texas	7	3	0	10	20
Ball State	0	0	3	7	10

	NT	BSU
First Downs	27	16
Rushes-Yards	51-296	24-169
Passing Yards	216	140
Passes (A-C-I)	33-23-1	35-15-1
Total Offense	512	309
Fumbles-Lost	1-1	1-1
Penalties-Yards	9-81	4-30
Time of Poss.	37:18	22:42

RUSHING: North Texas- Montgomery 17-149, Dodge 12-73. BSU- Lewis 15-103, Page 7-53

PASSING: North Texas- Dodge 23-33-216-1. BSU- Page 34-15-140-1.

RECEIVING: North Texas- Ja. Jackson 4-86, Outlaw 7-43. BSU - White 4-47, Orsbon 2-38 .

Attendance 16,054

	1	2	3	4	OT	OT	Score
Ohio	0	3	10	7	3	8	31
North Texas	3	7	7	3	3	7	30

	Ohio	NT
First Downs	15	19
Rushes-Yards	44-63	40-115
Passing Yards	169	186
Passes (A-C-I)	31-16-1	35-21-1
Total Offense	232	301
Fumbles-Lost	3-2	4-3
Penalties-Yards	14-138	9-77
Time of Poss.	32:29	27:31

RUSHING: Ohio- Garrett 17-61, Price 1-16. North Texas- Montgomery 22-88, Dunbar 7-29.

PASSING: Ohio- T. Scott 7-17-1-92, B. Jackson 9-14-0-77. North Texas - Dodge 12-20-0,117, Tune 9-15-1-69.

RECEIVING: Ohio- Price 7-68, Dunlop 1-32. North Texas - Lott 7-61, Carey 6-47.

Attendance 16,674



2009 GAME RECAPS



North Texas

7



No. 4 Alabama

53



Middle Tennessee

37



North Texas

21


September 19, 2009

Bryant-Denny Stadium • Tuscaloosa, Alabama

TUSCALOOSA, Ala. (9/19/09) - The North Texas football team couldn't keep up with the Crimson Tide, falling to No. 4 Alabama 53-7 on Saturday.

Alabama (3-0) struck early and often, rolling up 523 yards of total offense and scores on nine of their 11 drives. The Crimson Tide defense was as good as advertised, holding the Mean Green (1-2) to 187 total yards and just 61 rushing yards.

Quarterback Nathan Tune led the Mean Green on a smooth scoring drive late in the third. The junior hooked up with Michael Outlaw for 32 yards on an improvised roll out, and found Lance Dunbar just two plays later in the left flat. Dunbar rocketed 34 yards untouched into the endzone.



The touchdown pass was the first in Tune's career, and capped off a 5-play, 78-yard drive. Tune was efficient against the Crimson Tide, completing 16-of-23 attempts for 126 yards and a score.

The North Texas defense made things interesting out of the gate. On the game's opening play, Sam Owusu-Hemeng's speed rush fired him around the Crimson Tide left tackle and into quarterback Greg McElroy, who coughed up the football. Brandon Akpunku scooped it up for the Mean Green, leaving the crowd of 92,012 stunned.

Alabama struck first when McElroy, a former Southlake Carroll quarterback under NT head coach Todd Dodge, led the Crimson Tide on a 13-play, 95-yard drive. The junior capped the drive with a two-yard plunge over the right endzone pylon to put Alabama on top 7-0.

McElroy would lead the Crimson Tide on three more touchdown drives, and 352 yards of offense in the opening half alone.

North Texas receiver Darius Carey was the Mean Green's most effective offensive weapon. The freshman caught five passes for 34 yards. James Hamilton found success running the ball late, grinding out 31 yards on seven touches.

	1	2	3	4	Score
North Texas	0	0	7	0	7
Alabama	14	16	14	9	53
			NT	Alabama	
First Downs			7	28	
Rushes-Yards		26-61		45-260	
Passing Yards		126		263	
Passes (A-C-I)	23-16-1			28-22-0	
Total Offense		187		523	
Fumbles-Lost		1-0		4-1	
Penalties-Yards	3-27			2-15	
Time of Poss.	29:17			30:43	

RUSHING: North Texas- Hamilton 7-31. Alabama- Ingram 8-91, Richardson 11-87.

PASSING: North Texas-Tune 23-16-126-0. Alabama- McElroy 15-13-176-0, Jackson 13-9-87-0

RECEIVING: North Texas- Dunbar 2-40, Carey 5-34. . Alabama - Maze 4-49, McCoy 3-38. .


Attendance 92,012

September 26, 2009

Fouts Field • Denton, Texas

DENTON, Texas (9/26/09) - Middle Tennessee quarterback Dwight Dasher threw two touchdown passes and rushed for two of his own to lead the Blue Raiders to a 37-21 victory against North Texas on Saturday night at Fouts Field.

Middle Tennessee jumped out to a 30-7 halftime lead and held on for the victory despite being outscored, 14-7 in the second half by the Mean Green. North Texas scored two touchdowns in the third quarter but was unable to continue the offensive output in the fourth. NT was hurt by five turnovers in the game.



Dasher completed 21 of 43 passes for 269 yards and rushed for 75. He started the game with a 50-yard touchdown pass to Benjamin Cunningham and capped the victory with a throw to Desmond Gee in the endzone in the fourth quarter.

North Texas running back Lance Dunbar rushed for two touchdowns and a career-high 101 yards. It was the first multiple touchdown game of his career. He broke loose for a 66-yard touchdown run in the first quarter to put North Texas on the scoreboard, 10-7.

	1	2	3	4	Score
Middle Tenn.	10	20	0	7	37
North Texas	7	0	14	0	21
			MTSU	NT	
First Downs			23	25	
Rushes-Yards		45-187		25-157	
Passing Yards		269		313	
Passes (A-C-I)	43-21-0			54-35-3	
Total Offense		456		470	
Fumbles-Lost		3-0		2-2	
Penalties-Yards	7-65			7-55	
Time of Poss.	29:25			30:35	

RUSHING: MTSU - Dasher 16-75, Kyles 18-62. North Texas- Dunbar 5-101, Dodge 9-57.

PASSING: MTSU - Dasher 43-21-269-0. North Texas - Dodge 54-35-313-3

RECEIVING: MTSU- S. McDonald 5-74, B. Cunningham 2-56. North Texas - Ja. Jackson 11-82, B.J. Lewis 5-59.

Attendance 22,346

Mean Green quarterback Riley Dodge posted his first 300-yard passing game. He completed 35 of 54 passes for 313 yards, rushed for a touchdown and threw three interceptions.

The Mean Green offense came alive midway through the third quarter with two touchdowns, cutting the lead to 30-21. Dodge scored the first one on a four-yard scamper, while Dunbar posted his second rushing touchdown of the day with an 18-yard sprint. The Mean Green defense held Middle Tennessee to just one first down in the third quarter.

North Texas started the game on a positive note with Royce Hill returning the opening kickoff 73 yards to the Middle Tennessee 25-yard line. The Mean Green was unable to get a first down, attempted a field goal but had it blocked.



2009 MEAN GREEN GAME-BY-GAME RESULTS

	Tm. Rushing (Att.-Yds.-TDs)		Tm. Passing (Att.-Comp.-Yds.-Int-TDs)		Tm. Total Offense		Tm. First Downs		Fumbles-Lost	
	NT	Opp	NT	Opp	NT	Opp	NT	Opp	NT	Opp
at Ball State	51-296-1	24-169-1	33-23-216-1-1	35-15-140-1-0	512	309	27	16	1-1	1-1
Ohio	40-115-2	44-63-0	35-21-186-1-1	31-16-169-1-2	301	232	19	15	4-3	3-2
at Alabama	26-61-0	45-260-5	23-16-126-0-1	28-22-263-0-2	187	523	7	28	1-0	4-1
Middle Tennessee	25-163-3	45-187-2	43-21-269-0-2	54-35-313-3-0	470	456	25	23	2-2	3-0
at Louisiana-Lafayette										
Florida Atlantic										
at Troy										
Western Kentucky										
ULM										
at Florida International										
Army										
Arkansas State										

Individual Rushing (Att.-Yds.-TD)

	L. Dunbar	C. Montgomery
at Ball State	16-63-1	17-149-0
Ohio	7-29-0	22-88-2
at Alabama	5-5-0	7-8-0
Middle Tennessee	5-101-2	10--1-0
at Louisiana-Lafayette		
Florida Atlantic		
at Troy		
Western Kentucky		
ULM		
at Florida International		
Army		
Arkansas State		

Individual Passing (Att.-Comp.-Yds.-Int.-TD)

	Riley Dodge	N. Tune
at Ball State	33-23-216-1-1	----
Ohio	20-12-117-0-1	15-9-69-1-0
at Alabama	---	23-16-126-0-1
Middle Tennessee	54-35-313-3-0	---
at Louisiana-Lafayette		
Florida Atlantic		
at Troy		
Western Kentucky		
ULM		
at Florida International		
Army		
Arkansas State		

Individual Receiving (Rec.-Yds.-TD)

	Jamaal Jackson	M. Outlaw	B.J. Lewis	K. Dickerson	Alex Lott	Darius Carey
at Ball State	4-86-0	7-43-1	----	4-24-0	1-13-0	1-6-0
Ohio	3-41-0	2-12-0	---	----	7-61-0	6-47-0
at Alabama	4-1-0	2-34-0	---	---	---	5-34-0
Middle Tennessee	11-82-0	2-20-0	5-59-0	2-31-0	2-3-0	4-43-0
at Louisiana-Lafayette						
Florida Atlantic						
at Troy						
Western Kentucky						
ULM						
at Florida International						
Army						
Arkansas State						



NORTH TEXAS INDIVIDUAL LEADERS BY GAME

Game	Rushing (att-yds-td)	Passing (att-comp-yds-td)	Receiving (rec-yds-td)	Tackles
at Ball State	C. Montgomery (17-149-0)	Riley Dodge (33-23-216-1)	Jamaal Jackson (4-86-0)	C. Robertson (12)
Ohio	C. Montgomery (22-88-2)	Riley Dodge (20-12-117-1)	Alex Lott (7-61-0)	Tobe Nwigwe (15)
at Alabama	J. Hamilton (7-31-0)	Nathan Tune (23-16-126-1)	Lance Dunbar (2-40-0)	D. Cook (11)
Middle Tennessee	L. Dunbar (5-101-2)	Riley Dodge (54-35-313-0)	Jamaal Jackson (11-82-0)	D. Cook (10)
at Louisiana-Lafayette				
Florida Atlantic				
at Troy				
Western Kentucky				
ULM				
at Florida International				
Army				
Arkansas State				

OPPONENT INDIVIDUAL LEADERS BY GAME

Game	Rushing (att-yds-td)	Passing (att-comp-yds-td)	Receiving (rec-yds-td)	Tackles
at Ball State	MiQuale Lewis (15-103-1)	Kelly Page (34-15-140-1)	Seth White (4-47-0)	A. Knipp (10)
Ohio	Chris Garrett (17-61-0)	Theo Scott (17-7-92-2)	Taylor Price (7-68-1)	Noah Keller (13)
at Alabama	Mark Ingram (8-91-1)	Greg McElroy (15-13-176-2)	Marquis Maze (4-49-1)	Chris Jordan (6)
Middle Tennessee	Dwight Dasher (16-75-2)	Dwight Dasher (43-21-269-2)	S. McDonald (5-74-0)	D. Crumpton (8)
at Louisiana-Lafayette				
Florida Atlantic				
at Troy				
Western Kentucky				
ULM				
at Florida International				
Army				
Arkansas State				

SUN BELT CONFERENCE PLAYERS OF THE WEEK

Week	Offense	Defense	Special Teams
Sept. 7	Riley Dodge (NT)	C. Robertson (NT)	Spencer Ortego (ULL)
Sept. 14	Dwight Dasher (MTSU)	Antwyne Zanders (ULL)	Tyler Albrecht (ULL)
Sept. 21	Levi Brown (Troy)	Chris McCoy (MTSU)	Alan Gendreau (MTSU)
Sept. 28	Levin Brown (Troy)	Kevin Brown (MTSU)	Scott Love (ULM)/Kanorris Davis (Troy)
Oct. 5	Frank Goodin (ULM)	Theo Smith (ULM)	Radi Jabour (ULM)
Oct. 12			
Oct. 19			
Oct. 26			
Nov. 2			
Nov. 9			
Nov. 16			
Nov. 23			
Nov. 30			



MEAN GREEN

2008 MEAN GREEN STARTING LINEUPS

Offense

Game	LT	LG	C	RG	RT	WR	WR	WR	WR	RB	QB
at Ball State	Gill	Drake	Johnson	Bailey	Santiago	Roberson	Ja. Jackson	Lewis	Outlaw	Montgomery	Dodge
Ohio	Gill	Drake	Johnson	Bailey	Santiago	Carey	Ja. Jackson	Lott	Outlaw	Montgomery	Dodge
at Alabama	Tomlinson	Drake	Johnson	Bailey	Santiago	Lewis	Ja. Jackson	Carey	Outlaw	Montgomery	Tune
Middle Tennessee	Tomlinson	Drake	Johnson	Bailey	Santiago	Seidle	Ja. Jackson	Carey	Outlaw	Montgomery	Dodge
at Louisiana-Lafayette											
Florida Atlantic											
at Troy											
Western Kentucky											
ULM											
at Florida International											
Army											
Arkansas State											

Defense

Game	DT	DT	DE	DE	MLB	LOLB	ROLB	CB	CB	S	S
at Ball State	Ross	Gilmore	Akpunku	Owusu-Hemeng	Nwigwe	K. Hill	Robertson	R. Hill	Adams	Smith	Cook
Ohio	Jackson	Atkinson	Akpunku	Owusu-Hemeng	Nwigwe	K. Hill	Robertson	R. Hill	Adams	Smith	Cook
at Alabama	Gilmore	Atkinson	Akpunku	Owusu-Hemeng	Nwigwe	K. Hill	Robertson	R. Hill	Adams	Smith	Cook
Middle Tennessee	Gilmore	Atkinson	Akpunku	Owusu-Hemeng	Nwigwe	K. Hill	Robertson	R. Hill	Adams	Smith	Cook
at Louisiana-Lafayette											
Florida Atlantic											
at Troy											
Western Kentucky											
ULM											
at Florida International											
Army											
Arkansas State											

NORTH TEXAS 2009 OPPONENTS OVERVIEW

BALL STATE

CARDINALS

2009 Record - 0-5

vs. NT - L, 20-10

Last Game - L, 37-30 vs. Toledo



LOUISIANA-LAFAYETTE

RAGIN CAJUNS

2009 Record - 2-2

vs. NT -

Last Game - L, 55-0 at Nebraska



ULM

WARHAWKS

2009 Record - 3-2

vs. NT -

Last Game - W, 48-35 vs. FIU



OHIO

BOBCATS

2009 Record - 3-2

vs. NT - W, 31-30 2 OT's

Last Game - W, 44-37 at Bowling Green



FLORIDA ATLANTIC

OWLS

2009 Record - 0-4

vs. NT -

Last Game - L, 30-28 vs. Wyoming



FLORIDA INTERNATIONAL

GOLDEN PANTHERS

2009 Record - 0-4

vs. NT -

Last Game - L, 48-35 at ULM



ALABAMA

CRIMSON TIDE

2009 Record - 5-0

vs. NT - W, 53-7

Last Game - W, 38-20 at Kentucky



TROY

TROJANS

2009 Record - 2-2

vs. NT -

Last Game - W, 27-14 vs. UAB



ARMY

BLACK KNIGHTS

2009 Record - 2-3

vs. NT -

Last Game - L, 17-16 vs. Tulane



MIDDLE TENNESSEE

BLUE RAIDERS

2009 Record - 3-1

vs. NT - W, 37-21

Last Game - W, 37-21 at North Texas



WESTERN KENTUCKY

HILLTOPPERS

2009 Record - 0-4

vs. NT -

Last Game - L, 38-22 at Navy



ARKANSAS STATE

RED WOLVES

2009 Record - 1-3

vs. NT -

Last Game - L, 24-21 at Iowa





NORTH TEXAS SCORING DRIVES

Opponent	Qtr.	Plys-Yds	Time	Result
Ball State	1	8-55	3:32	TD, Lance Dunbar 5 yd run
Ball State	2	15-81	6:51	FG, Knott 24 yd FG
Ball State	4	4-66	1:48	TD, Outlaw 4 yd catch
Ball State	4	7-25	2:46	FG, Knott 19 yd FG
Ohio	1	4-5	0:55	FG, Knott 32 yd FG
Ohio	2	6-37	2:40	TD, Montgomery 4 yd run
Ohio	3	8-60	4:38	TD, Ja. Jackson 16 yd catch
Ohio	4	11-57	2:46	FG, Knott 18 yd FG
Ohio	OT	6-20	-----	FG, Knott 22 yd FG
Ohio	2OT	4-25	-----	TD, Montgomery 7 yd run
Alabama	3	5-78	2:18	TD, Dunbar 34 yd catch
MTSU	2	2-75	0:39	TD, Dunbar 66 yd run
MTSU	3	9-62	2:58	TD, Dodge 4 yd run
MTSU	3	6-74	2:14	TD, Dunbar 18 yd run



OPPONENT SCORING DRIVES

Team	Qtr.	Plys-Yds	Time	Result
Ball State	3	9-66	3:44	FG, McGarvey 21 yd FG
Ball State	4	3-35	0:41	TD, Lewis 27 yd run
Ohio	2	12-33	3:48	FG, Weller 44 yd FG
Ohio	2	4-5	0:55	FG, Weller 47 yd FG
Ohio	3	1-32	0:08	TD, Dunlop 32 yd catch
Ohio	4	----	----	TD, 69 yd int. return by Jackson
Ohio	OT	7-8	----	FG, Weller 35 yd FG
Ohio	2OT	4-25	----	TD, Price 15 yd catch
Alabama	1	13-95	5:52	TD, McElroy 2 yd run
Alabama	1	6-67	2:35	TD, Maze 34 catch
Alabama	2	5-83	2:10	TD, Richardson 1 yd run
Alabama	2	7-68	3:25	TD, Ingram 29 yd catch
Alabama	2	11-36	2:08	FG, Tiffin 35 yd FG
Alabama	3	3-39	0:54	TD, Ingram 5 yd run
Alabama	3	6-33	2:33	TD, Grant 1 yd run
Alabama	4	11-37	5:29	FG, Tiffin 20 yd FG
Alabama	4	8-56	3:43	TD, Grant 9 yd run
MTSU	1	6-80	1:43	TD, Cunningham 50 yd catch
MTSU	1	7-33	1:49	FG, Gendreau 20 yd FG
MTSU	2	9-65	2:43	FG, Gendreau 31 yd FG
MTSU	2	3-6	1:06	TD, Dasher 6 yd run
MTSU	2	12-98	3:01	TD, Dasher 2 yd run
MTSU	2	7-26	1:12	FG, Gendreau 48 yd FG
MTSU	4	5-48	1:45	TD, Gee 24 yd catch



2009 NORTH TEXAS LONG PLAYS

Pass (30 yards or greater)

- 59- Riley Dodge to Jamaal Jackson vs. Ball State (9-3-09)
- 34- Nathan Tune to Lance Dunbar vs. Alabama (9-19-09)*
- 32- Nathan Tune to Michael Outlaw vs. Alabama (9-19-09)

Rush (20 yards or greater)

- 66- Lance Dunbar vs. Middle Tennessee (9-26-09)*
- 25- Cam Montgomery vs. Ball State (9-3-09)
- 21- Riley Dodge vs. Middle Tennessee (9-26-09)

Punt (50 yards or greater)

- 52- Will Atterberry vs. Alabama (9-19-09)
- 51- Will Atterberry vs. Ball State (9-3-09)
- 51- Will Atterberry vs. Middle Tennessee (9-26-09)

Kick Return (30 yards or greater)

- 73- Royce Hill vs. Middle Tennessee

Punt Return (20 yards or greater)

Field Goal (40 yards or greater)

Interception (20 yards or greater)

- 57- Royce Hill vs. Ball State (9-3-09)

* *Touchdown*



2009 OPPONENT LONG PLAYS

Pass (30 yards or greater)

- 50- Dwight Dasher to B. Cunningham (9-26-09)*
- 35- Dwight Dasher to S. McDonald (9-26-09)
- 34- Greg McElroy to Marquis Maze (9-19-09)*
- 34- Kelly Page to Briggs Orsbon (9-3-09)
- 32- Theo Scott to Riley Dunlop (9-12-09)

Rush (20 yards or greater)

- 38- Tony Richardson (9-19-09)
- 31- MiQuale Lewis (9-3-09)
- 27- B. Cunningham (9-26-09)
- 27- MiQuale Lewis (9-3-09)*
- 22- Mark Ingram (9-19-09)

Punt (50 yards or greater)

- 63- Scott Kovanda, 9-3-09)
- 55- David DeFatta (9-26-09)

Kick Return (30 yards or greater)

- 61- Javier Arenas (9-19-09)

Punt Return (20 yards or greater)

- 36- Javier Arenas (9-19-09)
- 30- Riley Dunlop (9-12-09)

Field Goal (40 yards or greater)

- 48- Alan Gendreau (9-26-09)
- 47- Matt Weller (9-12-09)
- 44- Matt Weller (9-12-09)

Interception (20 yards or greater)

- 69- Kenny Jackson (9-12-09)*
- 36- Kevin Brown (9-26-09)

* *Touchdown*



LAST TIME IT HAPPENED...

INDIVIDUAL

RUSHING FOR OVER 150 YARDS

NT: Evan Robertson, 201 yards, vs. FAU, 11-18-06

Opp: Phillip Tanner, 159 yards, Middle Tennessee, 11-22-08

RUSHING FOR OVER 200 YARDS

NT: Evan Robertson, 201 yards vs. FAU 11-18-06

Opp: Irving Spikes, 254 yards, NE Louisiana, 11-20-93

RUSHED FOR TWO TOUCHDOWNS IN A GAME

NT: Lance Dunbar (2), MTSU, 9-26-09

Opp: Dwight Dasher (2), MTSU, 9-26-09

RUSHED FOR THREE TOUCHDOWNS IN A GAME

NT: Jamario Thomas (3), vs. WKU, 11-24-07

Opp: Zerb Singleton (3), Navy, 11-10-07

TWO RUNNERS OVER 100 YARDS IN A GAME

NT: Patrick Cobbs (131) & Roy Bishop (107) vs. Baylor, 9-6-03

Opp: David Wolke (178) & Tyrell Hayden (117) WKU, 11-1-08

PASSING FOR OVER 300 YARDS

NT: Riley Dodge, 313, MTSU, 9-26-09

Opp: Levi Brown, 391, Troy, 10-25-08

PASSING FOR OVER 400 YARDS

NT: Giovanni Vizza, 478 yards, vs. Navy, 11-10-07

Opp: David Johnson, 418 yards, vs. Tulsa, 9-6-08

PASSING FOR THREE TOUCHDOWNS IN A GAME

NT: Giovanni Vizza (4), vs. WKU, 11-1-08

Opp: Rusty Smith (4), FAU, 11-8-08

PASSING FOR FOUR TOUCHDOWNS IN A GAME

NT: Giovanni Vizza (4), vs. WKU, 11-1-08

Opp: Rusty Smith (4), FAU, 11-8-08

RECEIVING YARDS OVER 150

NT: Casey Fitzgerald, 231 yards, vs. ULL 10-11-08

Opp: Devin Lowry, 160 yards, SMU, 9-8-07

RECEIVING YARDS OVER 200

NT: Casey Fitzgerald, 231 yards, vs. ULL, 10-11-08

Opp: Trevor Insley, 263 yards, Nevada, 10-30-99

THREE TOUCHDOWNS RECEIVING

NT: Casey Fitzgerald (5) vs. Navy, 11-10-07

Opp: Jason Chery, ULL (3), 10-11-08

TWO RECEIVERS OVER 100 YARDS IN A GAME

NT: Casey Fitzgerald (134), Corey Washington (127), & Sam Dibrell (113) vs. Navy, 11-10-07

Opp: J. Dillard (114) & Toren Dixon (101), Rice, 9-27-08

THREE TOUCHDOWNS SCORED IN A GAME

NT: Jamario Thomas (3), vs. WKU, 11-24-07

Opp: Jason Chery (5), ULL, 10-11-08

FOUR TOUCHDOWNS SCORED IN A GAME

NT: Casey Fitzgerald (5), vs. Navy, 11-10-07

Opp: Jason Chery (5), ULL, 10-11-08

FOUR FIELD GOALS IN A GAME

NT: Denis Hopovac, 5 field goals vs. FIU, 10-7-06

Opp: Nick Browne, TCU, 9-1-01

PUNT RETURN FOR A TOUCHDOWN

NT: Johnny Quinn, 85 yards vs. Louisiana-Monroe 10-30-04

Opp: Tridand Holliday, 92 yards, LSU, 9-13-08

KICKOFF RETURN FOR A TOUCHDOWN

NT: Broderick McGrew, 100 yards vs. Utah State, 11-14-98

Opp: Jorrick Calvin, 95 yards, Troy, 10-25-08

INTERCEPTION RETURN FOR A TOUCHDOWN

NT: Tobe Nwigwe, 97 yards, vs. WKU, 11-1-08

Opp: Kenny Jackson, 69 yards, Ohio, 9-12-09

FUMBLE RETURN FOR A TOUCHDOWN

NT: T.J. Covington, 100 yards, vs. Utah State 10-9-04

Opp: Aaron Lewis, 0 yards, Texas, 9-2-06

BLOCKED PUNT RETURN FOR A TOUCHDOWN

NT: Chris Neal, vs. WKU, 5 yards, 11-24-07

Opp: Alonzo Phillips, FIU, 11 yards, 10-4-08

SAFETY SCORED

NT: Team vs. UL-Lafayette, 11-4-06

Opp: Team, Navy, 11-10-07

BLOCKED FIELD GOAL RETURN FOR A TD

NT: Phillip Littlejohn, 66 yards, vs. Idaho, 10-4-97

Opp: Gary Love, Arizona, 60 yards, 9-28-02

TEAM

300 YARDS RUSHING IN A GAME

NT: 334 yards vs. Idaho, 11-13-04

Opp: 314 yards vs. WKU, 11-1-08

400 YARDS PASSING IN A GAME

NT: 478 yards vs. Navy 11-10-07

Opp: 439 yards, Troy, 10-25-08

500 YARDS IN TOTAL OFFENSE

NT: 512 yards vs. Ball State 9-3-09

Opp: 523 vs. Alabama 9-19-09

50 RUSHING ATTEMPTS

NT: 51 vs. Ball State, 9-3-09

Opp: 57, Navy, 11-10-07

80 OFFENSIVE PLAYS

NT: 84 vs. Ball State, 9-3-09

Opp: 88, MTSU, 9-26-09

50+ POINTS IN A GAME

NT: 51 vs. WKU, 11-1-08

Opp: 53 vs. Alabama, 9-19-09

60+ POINTS IN A GAME

NT: 62, vs. Navy, 11-10-07

Opp: 77, vs. Rice, 9-27-08

30 FIRST DOWNS

NT: 31 vs. ULM, 10-18-08

Opp: 31, Navy, 11-10-07

SHUTOUT RECORDED

NT: 21-0 vs. Troy State, 10-30-03

Opp: 35-0, Middle Tennessee, 9-30-06

LESS THAN 200 YARDS TOTAL OFFENSE ALLOWED

NT: 187 vs. Alabama, 9-19-09

Opp: 137, UL-Monroe, 11-18-06

LESS THAN 100 YARDS RUSHING ALLOWED

NT: 63, Ohio, 9-12-09

Opp: 61 vs. Alabama 9-19-09

LESS THAN 100 YARDS PASSING ALLOWED

NT: 40, vs. Troy, 10-4-05

Opp: 63, UL-Monroe, 11-18-06



MEAN GREEN CAREER HIGHS

#11 Riley Dodge, QB, Fr.

Attempts	54 vs. Middle Tennessee (9-26-09)
Completions	35 vs. Middle Tennessee (9-26-09)
Passing Yards	313 vs. Middle Tennessee (9-26-09)
Passing Touchdowns	1, twice
Long Pass	59 vs. Ball State (9-3-09)
Rushes	12 vs. Ball State (9-3-09)
Rushing Yards	73 vs. Ball State (9-3-09)
Longest Rush	27 vs. Tulsa (9-6-08)
Rushing Touchdowns	1 vs. Middle Tennessee (9-26-09)

#26 Cam Montgomery, RB, Sr.

Rushes	23 vs. ULM (10-18-08)
Rushing Yards	149 vs. Ball State (9-3-09)
Longest Rush	42 vs. MTSU (11-22-08)
Touchdowns	2, three times

#5 Lance Dunbar, RB, So

Rushes	16 vs. Ball State (9-3-09)
Rushing Yards	101 vs. Middle Tennessee (9-26-09)
Longest Rush	66 vs. Middle Tennessee (9-26-09)
Reception	34 vs. Alabama (9-19-09)
Touchdowns	2 vs. Middle Tennessee (9-26-09)

#2 James Hamilton, RB, So.

Rushes	7 vs. Florida Atlantic (11-8-08)
Rushing Yards	31, twice
Longest Rush	23 vs. Florida Atlantic (11-8-08)
Reception	15 vs. Western Kentucky (11-1-08)
Touchdowns	1 vs. Florida Atlantic (11-8-08)

#15 Jamaal Jackson, WR, Jr.

Receptions	11 vs. Middle Tennessee (9-26-09)
Receiving Yards	86 vs. Ball State (9-3-09)
Touchdowns	1 vs. Ohio (9-12-09)
Long Reception	59 vs. Ball State (9-3-09)

#82 Michael Outlaw, WR, Jr.

Receptions	7 vs. Ball State (9-3-09)
Receiving Yards	43 vs. Ball State (9-3-09)
Touchdowns	1 vs. Ball State (9-3-09)
Long Reception	32 vs. Alabama (9-19-09)

#4 Alex Lott, WR, Jr.

Receptions	7, twice
Receiving Yards	69 vs. FIU (10-4-08)
Touchdowns	1, twice
Long Reception	19 vs. FIU (10-4-08)

#19 Darius Carey, WR, Fr.

Receptions	6 vs. Ohio (9-12-09)
Receiving Yards	47 vs. Ohio (9-12-09)
Touchdowns	
Long Reception	21 vs. Middle Tennessee (9-26-09)

#9 B. J. Lewis, WR, So.

Receptions	5 vs. Middle Tennessee (9-26-09)
Receiving Yards	59 vs. Middle Tennessee (9-26-09)
Touchdowns	
Long Reception	24 vs. Middle Tennessee (9-26-09)

#49 Jeremy Knott, K, Jr.

Long Field Goal	47 yards vs. Tulsa (9-6-08)
Most Field Goals	3, three times
Most Made PATs	3, twice

#47 Brandon Akpunku, DE, So.

Tackles	8, twice
Tackles For Loss	3.0 vs. Middle Tennessee (9-26-09)
Sacks	1.0 vs. Middle Tennessee (9-26-09)

#94 Eddrick Gilmore, DT, Sr.

Tackles	6 vs. Ohio (9-12-09)
Tackles For Loss	2.0, twice
Sacks	2 vs. Arkansas State (11-29-08)

#99 Shavod Atkinson, DT, Jr.

Tackles	3 vs. Middle Tennessee (9-26-09)
Tackles For Loss	2.0 vs. Ohio (9-12-09)
Sacks	2.0 vs. Ohio (9-12-09)

#91 Kelvin Jackson, DT, Jr.

Tackles	4 vs. Ball State (9-3-09)
Tackles For Loss	
Sacks	

#52 Sam Owusu-Hemeng, DE, Jr.

Tackles	3 vs. Kansas State (8-30-08)
Tackles For Loss	1.5 vs. Ohio (9-12-09)
Sacks	

#44 Toby Nwigwe, LB, Sr.

Tackles	15 vs. Ohio (9-12-09)
Tackles For Loss	2.5 vs. Tulsa (9-16-06)
Interceptions	1, three times

#42 Craig Robertson, LB, Jr.

Tackles	12 vs. Ball State (9-3-09)
Tackles For Loss	2, twice
Interceptions	2 vs. Troy (10-20-07)

#37 Kylie Hill, LB, Sr.

Tackles	11 vs. WKU (11-1-08)
Passes Broken Up	1, three times
Interception	1, twice

#25 Ira Smith, DB, Jr.

Tackles	6 vs. Middle Tennessee (9-26-09)
Passes Broken Up	1, twice
Interception	

#10 DaWaylon Cook, DR, So.

Tackles	11 vs. Alabama (9-19-09)
Passes Broken Up	1 vs. Alabama (9-19-09)
Interception	

#21 Royce Hill, DB, So.

Tackles	8, twice
Passes Broken Up	1 vs. Kansas State (8-30-08)
Interception	1, twice

#22 Adryan Adams, DB, Sr.

Tackles	7 vs. Troy (10-25-08)
Passes Broken Up	2 vs. Western Kentucky (11-1-08)
Interception	1 vs. Middle Tennessee (11-22-08)

#41 Will Atterberry, P, Fr.

Longest Punt	52 vs. Alabama (9-19-09)
--------------	--------------------------



MEAN GREEN DEPTH CHART

20						Specialists													
						PK #49	Jeremy Knott	PH #6	Nathan Tune	P #41	Will Atterberry	KR #10	DaWaylon Cook	KR #19	Darius Carey	PR #21	Royce Hill	DS #86	Christian Davidson
30											Running Back								
											#26 Cam Montgomery					#5 Lance Dunbar			
40																			
	Wide Receiver		Wide Receiver		Quarterback		Wide Receiver		Wide Receiver										
	#82 Michael Outlaw #8 Sam Roberson		#15 Jamaal Jackson #3 Willie Taylor		#11 Riley Dodge #6 Nathan Tune		#4 Alex Lott #19 Darius Carey		#9 B.J. Lewis #80 Kevin Dickerson										
50																			
	Right Tackle		Right Guard		Center		Left Guard		Left Tackle										
	#77 Esteban Santiago #73 Jeremy Bean		#57 Tyler Bailey #70 Coleman Feeley		#56 J.J. Johnson #60 Aaron Fotenberry		#68 Kelvin Drake #62 Gabe Hollivay		#64 Victor Gill #72 Matt Tomlinson										
40																			
	Defensive End		Defensive Tackle		Defensive Tackle		Defensive Tackle		Defensive End										
	#47 Brandon Akpunku #94 Eddrick Gilmore		#99 Shavod Atkinson or #92 Draylen Ross		#91 Kelvin Jackson #94 Eddrick Gilmore		#52 Sam Owusu-Hemeng #96 Tevinn Cantly												
30																			
	Outside Linebacker		Middle Linebacker				Outside Linebacker												
	#37 Kylie Hill #45 Jeremy Phillips		#44 Tobe Nwigwe #31 A.J. Penson				#42 Craig Robertson #53 Daniel Prior												
20																			
	Cornerback		Safety		Safety		Cornerback												
	#21 Royce Hill #7 Jamaal Wilson		#25 Ira Smith #23 Darien Williams		#10 DaWaylon Cook #18 John Shorter		#22 Adryan Adams #27 Robby Gordon												



UNIVERSITY OF NORTH TEXAS ROSTER - NUMERICAL

1	Brigham, Desmond	DB	6-1	184	Fr.	RS	Caddo Mills, Texas (Caddo Mills HS)	48	Obi, Kenechukwu	DE	6-2	214	Fr.	HS	Mission Hills, Ca. (Bishop Alemany HS)
2	Hamilton, James	RB	5-8	178	So.	1L	Cedar Hill, Texas (Cedar Hill HS)	49	Knott, Jeremy	K	6-3	182	Sr.	1L	Tulsa, Okla. (NE Okla. A&M)
3	Stubblefield, Arthur	DB	5-10	182	Sr.	1L	Houston, Texas (Eisenhower HS)	50	Leppo, Nick	OL	6-3	246	Fr.	HS	Southlake, Texas (Carroll HS)
3	Taylor, Willie	WR	5-10	175	Fr.	RS	Dallas, Texas (Hillcrest HS)	51	Acton, Jared	OL	5-11	287	Fr.	RS	Southlake, Texas (Carroll HS)
4	Lott, Alex	WR	5-9	173	Jr.	1L	Plano, Texas (Texas Lutheran)	51	January, Sean	LB	6-0	234	Jr.	TR	Cave Creek, Arizona (Scottsdale CC)
5	Dunbar, Lance	RB	5-9	202	So.	1L	Haltom City, Texas (Haltom HS)	52	Owusu-Hemeng, Sam	DE	6-1	242	Jr.	1L	Arlington, Texas (Seguin HS)
6	Tune, Nathan	QB	6-4	206	Jr.	2L	Celina, Texas (Celina HS)	53	Foster, Ryan	LB	6-2	227	Fr.	TR	Grand Prairie, Texas (Prairie View)
7	Wilson, Jamaal	DB	5-10	181	So.	SQ	DeSoto, Texas (DeSoto HS)	53	Prior, Daniel	LB	6-2	215	Fr.	HS	Henderson, Texas (Henderson HS)
7	Thompson, Derek	QB	6-4	223	Fr.	HS	Glen Rose, Texas (Glen Rose HS)	54	Deheck, Robbie	LB	6-2	231	So.	1L	Azle, Texas (Azle HS)
8	Roberson, Sam	WR	6-4	220	So.	1L	Somerville, Texas (Somerville HS)	56	Johnson, J.J.	OL	6-3	283	So.	1L	Plano, Texas (Plano West HS)
9	Lewis, B.J.	WR	6-1	197	So.	1L	Waco, Texas (Robinson HS)	57	Bailey, Tyler	OL	6-2	292	Sr.	3L	Lexington, Ky. (Paul Dunbar HS)
10	Cook, DaWaylon	DB	6-1	196	So.	1L	Dallas, Texas (Samuell HS)	57	Nailor, Joseph	DE	6-2	235	So.	TR	Houston, Texas (Idaho State)
11	Dodge, Riley	QB	6-0	193	Fr.	RS	Southlake, Texas (Carroll HS)	58	Holt, Dan	OL	6-4	299	Fr.	TR	McKinney, Texas (Midwestern St.)
13	Baine, Chase	QB	6-0	198	Fr.	RS	Lake Dallas, Texas (Lake Dallas HS)	60	Fortenberry, Aaron	OL	6-4	288	Fr.	RS	Era, Texas (Era HS)
15	Jackson, Jamaal	WR	5-10	163	Jr.	TR	Amite, La. (Southwest Miss. CC)	62	Hollivay, Gabe	OL	6-3	328	Sr.	1L	Hamilton, Miss. (Itawamba CC)
17	Johnson, Breece	WR	6-1	178	Jr.	2L	Colleyville, Texas (Heritage HS)	63	White, Kyle	DT	6-2	309	Fr.	HS	New Orleans, Louisiana (McDonogh 35 HS)
18	Shorter, John	DB	6-0	195	So.	1L	Dallas, Texas (Lake Highlands HS)	64	Gill, Victor	OL	6-4	261	Jr.	2L	Argyle, Texas (Argyle HS)
18	Jones, Bennie	WR	6-2	165	Jr.	TR	Marlin, Texas (Navarro JC)	65	Flax, Kennan	OL	6-4	283	Fr.	HS	Houston, Texas (Cy-Ridge HS)
19	Carey, Darius	WR	5-10	188	Fr.	HS	New Orleans, Louisiana (Helen Cox HS)	66	Kaiser, Jacob	OL	6-7	311	So.	SQ	Greensburg, Pa. (Central Catholic HS)
20	Chatman, Justin	DB	5-9	180	So.	TR	Mesquite, Texas (Minnesota)	67	Williams, Ryan	OL	6-2	219	Fr.	HS	Southlake, Texas (Carroll HS)
20	Jackson, Jamel	WR	5-9	171	Jr.	TR	Killeen, Texas (Northwestern St)	68	Drake, Kelvin	OL	6-2	280	Jr.	2L	Galveston, Texas (Ball HS)
21	Hill, Royce	DB	6-0	177	So.	1L	Houston, Texas (Cypress Ridge HS)	69	Bruner, Jason	OL	6-9	311	Jr.	TR	Mineola, Texas (Trinity Valley CC)
22	Adams, Adryan	DB	6-0	182	Sr.	1L	Oklahoma City, Okla. (NE Okla. A&M)	70	Feeley, Coleman	OL	6-4	305	So.	1L	Austin, Texas (Anderson HS)
23	Williams, Darien	DB	5-10	189	So.	1L	Vernon, Texas (Vernon HS)	72	Tomlinson, Matt	OL	6-5	297	So.	SQ	Klein, Texas (Klein HS)
24	Mathis, Jeremi	RB	6-1	215	Fr.	RS	Arlington, Texas (Martin HS)	73	Bean, Jeremy	OL	6-5	301	Jr.	TR	Bethel, Okla. (NE Okla. A&M)
25	Smith, Ira	DB	5-11	183	Jr.	TR	Long Beach, Mississippi (Gulf Coast CC)	74	Franklin, Troy	OL	6-5	272	So.	1L	Celina, Texas (Celina HS)
25	Ponce, Matt	RB	5-11	198	Fr.	HS	Whitehouse, Texas (Whitehouse HS)	76	Noble, John	OL	6-6	296	Fr.	HS	Rockwall, Texas (Rockwall HS)
26	Montgomery, Cam	RB	6-1	218	Sr.	1L	The Woodlands, Texas (NE Miss. JC)	77	Santiago, Esteban	OL	6-3	296	Jr.	2L	El Paso, Texas (Coronado HS)
27	Gordon, Robbie	DB	6-0	181	Jr.	1L	Ardmore, Okla. (Ardmore HS)	78	Kokjohn, Troy	OL	6-2	242	So.	1L	Carrollton, Texas (Hebron HS)
27	Schutzka, Casey	WR	5-10	170	Fr.	HS	Eules, Texas (Trinity HS)	79	Jenkins, Nate	OL	6-4	349	Jr.	SQ	Hattiesburg, Miss. (Pearle River CC)
29	Roberts, Phillip	DB	5-11	195	Fr.	RS	Killeen, Texas (Ellison HS)	80	Dickerson, Kevin	WR	6-0	200	Sr.	2L	Fort Worth, Texas (Calvary Christian)
29	Jackson, Hilbert	DB	6-1	181	Fr.	HS	Rowlett, Texas (Rowlett HS)	82	Outlaw, Michael	WR	6-0	185	Jr.	TR	Starkville, Miss. (East Miss. CC)
30	Deans, Trent	K	6-0	184	Fr.	RS	Sherman, Texas (Sherman HS)	83	Seidle, Bryant	TE	6-2	233	Sr.	2L	Cypress, Texas (Cy-Fair HS)
30	Gandy, Shelton	RB	5-8	170	Fr.	HS	Denton, Texas (Ryan HS)	84	Brown, Greg	WR	6-1	217	So.	1L	Grand Prairie, Texas (Grand Prairie HS)
31	Penson, A.J.	LB	6-1	225	Jr.	2L	Lufkin, Texas (Lufkin HS)	85	Fitzpatrick, Austin	TE	6-3	200	Fr.	HS	Friendswood, Texas (Friendswood HS)
31	Squier, Weston	RB	5-8	154	So.	SQ	Sanger, Texas (Sanger HS)	86	Davidson, Christian	LB	6-2	222	Sr.	2L	Spring, Texas (Klein Oak HS)
32	Mosley, Micah	RB	6-0	224	Jr.	2L	Nederland, Texas (Nederland HS)	87	Brainard, Chris	WR	5-11	158	Fr.	HS	Southlake, Texas (Carroll HS)
34	Neal, Chris	DB	5-9	168	Jr.	2L	Kaufman, Texas (Kaufman HS)	88	Stradford, Tyler	WR	6-2	190	Fr.	TR	New Orleans, La. (Oklahoma)
35	Bush, Antoine	DB	5-10	194	Sr.	3L	Tyler, Texas (John Tyler HS)	89	Cruz, Rory	WR	6-0	160	Fr.	TR	Arlington, Texas (SW Okla. State)
36	Davis, Marquese	LB	6-1	232	So.	1L	Atlanta, Texas (Atlanta HS)	89	Rucker, Forrest	WR	6-6	215	Fr.	RS	Hearne, Texas (Hearne HS)
37	Hill, Kylie	LB	5-11	190	Sr.	1L	Bristow, Okla. (NE Okla. A&M)	90	Cole III, Mack	DE	6-4	228	Sr.	1L	Topeka, Kan. (Fort Scott CC)
39	Ekwerekwu, John	RB	5-11	208	Jr.	SQ	Carrollton, Texas (R.L. Turner HS)	91	Jackson, Kelvin	DT	6-2	309	Fr.	TR	Hermanville, Miss. (Itawamba CC)
39	Serrano, Jose	K	5-11	199	Fr.	HS	Dallas, Texas (Skyline HS)	92	Ross, Draylen	DL	6-4	292	Jr.	2L	Fort Worth, Texas (Diamond Hill-Jarvis HS)
40	Washington, Tyler	LB	6-1	221	Fr.	HS	Cedar Hill, Texas (Cedar Hill HS)	93	Anyiam, LaChristopher	DL	6-4	287	Fr.	HS	Allen, Texas (Allen HS)
41	Atterberry, Will	K/P	5-11	187	Fr.	HS	Lewisville, Texas (Lewisville HS)	94	Gilmore, Eddrick	DE	6-5	269	Sr.	3L	Houston, Texas (Alief Hastings HS)
42	Robertson, Craig	LB	6-1	221	Jr.	2L	Stafford, Texas (Stafford HS)	95	DeSoto, Jesse	DL	6-1	289	Jr.	2L	San Antonio, Texas (Lee HS)
44	Nwigwe, Tobe	LB	6-2	240	Sr.	2L	Houston, Texas (Alief Elsik HS)	96	Cantly, Tevinn	DE	6-4	301	Fr.	RS	Arlington, Texas (Lamar HS)
45	Phillips, Jeremy	LB	6-3	198	Fr.	RS	Waller, Texas (Waller HS)	97	Hawthorne, Joe	DT	6-4	270	Fr.	RS	Arlington, Texas (Martin HS)
46	Herron, Julian	LB	6-2	199	Fr.	TR	Arlington, Texas (Bowie HS)	98	Weber, John	DE	6-3	288	Jr.	TR	Harvey, Louisiana (Itawamba CC)
47	Akpunku, Brandon	DE	6-1	226	So.	1L	Cedar Hill, Texas (Cedar Hill HS)	99	Atkinson, Shavod	DT	6-2	307	Jr.	TR	Hobart, Okla. (Independence CC)
48	Monroe, Charles	RB	5-10	220	Fr.	HS	Mesquite, Texas (Mesquite HS)								



UNIVERSITY OF NORTH TEXAS ROSTER - ALPHABETICAL

51 Acton, Jared	OL	5-11	287	Fr.	Southlake, Texas (Carroll HS)	51 January, Sean	LB	6-0	234	Jr.	Cave Creek, Arizona (Scottsdale CC)
22 Adams, Adryan	DB	6-0	182	Sr.	Oklahoma City, Okla. (NE Okla. A&M)	79 Jenkins, Nate	OL	6-4	349	Jr.	Hattiesburg, Miss. (Pearle River CC)
47 Akpunku, Brandon	DE	6-1	226	So.	Cedar Hill, Texas (Cedar Hill HS)	17 Johnson, Breece	WR	6-1	178	Jr.	Colleyville, Texas (Heritage HS)
93 Anyiam, LaChristopher	DL	6-4	287	Fr.	Allen, Texas (Allen HS)	56 Johnson, J.J.	OL	6-3	283	So.	Plano, Texas (Plano West HS)
99 Atkinson, Shavod	DT	6-2	307	Jr.	Hobart, Okla. (Independence CC)	18 Jones, Bennie	WR	6-2	165	Jr.	Marlin, Texas (Navarro JC)
41 Atterberry, Will	K/P	5-11	187	Fr.	Lewisville, Texas (Lewisville HS)	66 Kaiser, Jacob	OL	6-7	311	So.	Greensburg, Pa. (Central Catholic HS)
57 Bailey, Tyler	OL	6-2	292	Sr.	Lexington, Ky. (Paul Dunbar HS)	49 Knott, Jeremy	K	6-3	182	Sr.	Tulsa, Okla. (NE Okla. A&M)
13 Baine, Chase	QB	6-0	198	Fr.	Lake Dallas, Texas (Lake Dallas HS)	78 Kokjohn, Troy	OL	6-2	242	So.	Carrollton, Texas (Hebron HS)
73 Bean, Jeremy	OL	6-5	301	Jr.	Bethel, Okla. (NE Okla. A&M)	50 Leppo, Nick	OL	6-3	246	Fr.	Southlake, Texas (Carroll HS)
87 Brainard, Chris	WR	5-11	158	Fr.	Southlake, Texas (Carroll HS)	9 Lewis, B.J.	WR	6-1	197	So.	Waco, Texas (Robinson HS)
1 Brigham, Desmond	DB	6-1	184	Fr.	Caddo Mills, Texas (Caddo Mills HS)	4 Lott, Alex	WR	5-9	173	Jr.	Plano, Texas (Texas Lutheran)
84 Brown, Greg	WR	6-1	217	So.	Grand Prairie, Texas (Grand Prairie HS)	24 Mathis, Jeremi	RB	6-1	215	Fr.	Arlington, Texas (Martin HS)
69 Bruner, Jason	OL	6-9	311	Jr.	Mineola, Texas (Trinity Valley CC)	48 Monroe, Charles	RB	5-10	220	Fr.	Mesquite, Texas (Mesquite HS)
35 Bush, Antoine	DB	5-10	194	Sr.	Tyler, Texas (John Tyler HS)	26 Montgomery, Cam	RB	6-1	218	Sr.	The Woodlands, Texas (NE Mississippi JC)
96 Cantly, Tevinn	DT	6-4	301	Fr.	Arlington, Texas (Lamar HS)	32 Mosley, Micah	RB	6-0	224	Jr.	Nederland, Texas (Nederland HS)
19 Carey, Darius	WR	5-10	188	Fr.	New Orleans, Louisiana (Helen Cox HS)	57 Nailor, Joseph	DE	6-2	235	So.	Houston, Texas (Idaho State)
20 Chatman, Justin	DB	5-9	180	So.	Mesquite, Texas (Minnesota)	34 Neal, Chris	DB	5-9	168	Jr.	Kaufman, Texas (Kaufman HS)
90 Cole III, Mack	DE	6-4	228	Sr.	Topeka, Kan. (Fort Scott CC)	76 Noble, John	OL	6-6	296	Fr.	Rockwall, Texas (Rockwall HS)
10 Cook, DaWaylon	DB	6-1	196	So.	Dallas, Texas (Samuell HS)	44 Nwigwe, Tobe	LB	6-2	240	Sr.	Houston, Texas (Alief Elisik HS)
89 Cruz, Rory	WR	6-0	160	Fr.	Arlington, Texas (SW Okla. State)	48 Obi, Kenechukwu	DE	6-2	214	Fr.	Mission Hills, California (Bishop Alemany HS)
86 Davidson, Christian	LB	6-2	222	Sr.	Spring, Texas (Klein Oak HS)	82 Outlaw, Michael	WR	6-0	185	Jr.	Starkville, Miss. (East Miss. CC)
36 Davis, Marquese	LB	6-1	232	So.	Atlanta, Texas (Atlanta HS)	52 Owusu-Hemeng, Sam	DE	6-1	242	Jr.	Arlington, Texas (Seguin HS)
30 Deans, Trent	K	6-0	184	Fr.	Sherman, Texas (Sherman HS)	31 Penson, A.J.	LB	6-1	225	Jr.	Lufkin, Texas (Lufkin HS)
54 Deheck, Robbie	LB	6-2	231	So.	Azle, Texas (Azle HS)	45 Phillips, Jeremy	LB	6-3	198	Fr.	Waller, Texas (Waller HS)
95 DeSoto, Jesse	DL	6-1	289	Jr.	San Antonio, Texas (Lee HS)	25 Ponce, Matt	RB	5-11	198	Fr.	Whitehouse, Texas (Whitehouse HS)
80 Dickerson, Kevin	WR	5-10	200	Sr.	Fort Worth, Texas (Calvary Christian Acad.)	53 Prior, Daniel	LB	6-2	215	Fr.	Henderson, Texas (Henderson HS)
11 Dodge, Riley	QB	6-0	193	Fr.	Southlake, Texas (Carroll HS)	8 Roberson, Sam	WR	6-4	220	So.	Somerville, Texas (Somerville HS)
68 Drake, Kelvin	OL	6-2	280	Jr.	Galveston, Texas (Ball HS)	42 Robertson, Craig	LB	6-1	221	Jr.	Stafford, Texas (Stafford HS)
5 Dunbar, Lance	RB	5-9	202	So.	Haltom City, Texas (Haltom HS)	29 Roberts, Phillip	DB	5-11	195	Fr.	Killeen, Texas (Ellison HS)
39 Ekwerekwu, John	RB	5-11	208	Jr.	Carrollton, Texas (R.L. Turner HS)	92 Ross, Draylen	DL	6-4	292	Jr.	Fort Worth, Texas (Diamond Hill-Jarvis HS)
70 Feeley, Coleman	OL	6-4	305	So.	Austin, Texas (Anderson HS)	89 Rucker, Forrest	WR	6-6	215	Fr.	Hearne, Texas (Hearne HS)
85 Fitzpatrick, Austin	TE	6-3	200	Fr.	Friendswood, Texas (Friendswood HS)	77 Santiago, Esteban	OL	6-3	296	Jr.	El Paso, Texas (Coronado HS)
65 Flax, Kennan	OL	6-4	283	Fr.	Houston, Texas (Cy Ridge HS)	83 Seidle, Bryant	TE	6-2	233	Sr.	Cypress, Texas (Cy-Fair HS)
60 Fortenberry, Aaron	OL	6-4	288	Fr.	Era, Texas (Era HS)	39 Serrano, Jose	K	5-11	199	Fr.	Dallas, Texas (Skyline HS)
53 Foster, Ryan	LB	6-2	227	Fr.	Grand Prairie, Texas (Prairie View)	27 Schutzta, Casey	WR	5-10	170	Fr.	Eules, Texas (Trinity HS)
74 Franklin, Troy	OL	6-5	272	So.	Celina, Texas (Celina HS)	18 Shorter, John	DB	6-0	195	So.	Dallas, Texas (Lake Highlands HS)
30 Gandy, Shelton	RB	5-8	170	Fr.	Denton, Texas (Ryan HS)	25 Smith, Ira	DB	5-11	183	Jr.	Long Beach, Mississippi (Gulf Coast CC)
64 Gill, Victor	OL	6-4	261	Jr.	Argyle, Texas (Argyle HS)	31 Squier, Weston	RB	5-8	154	So.	Sanger, Texas (Sanger HS)
94 Gilmore, Eddrick	DE	6-5	269	Sr.	Houston, Texas (Alief Hastings HS)	88 Stradford, Tyler	WR	6-2	190	Fr.	New Orleans, La. (Oklahoma)
27 Gordon, Robbie	DB	6-0	181	Jr.	Ardmore, Okla. (Ardmore HS)	3 Stubblefield, Arthur	DB	5-10	182	Sr.	Houston, Texas (Eisenhower HS)
2 Hamilton, James	RB	5-8	178	So.	Cedar Hill, Texas (Cedar Hill HS)	3 Taylor, Willie	WR	5-10	175	Fr.	Dallas, Texas (Hillcrest HS)
97 Hawthorne, Joe	DT	6-4	270	Fr.	Arlington, Texas (Martin HS)	7 Thompson, Derek	QB	6-4	223	Fr.	Glen Rose, Texas (Glen Rose HS)
46 Herron, Julian	LB	6-2	199	Fr.	Arlington, Texas (Bowie HS)	72 Tomlinson, Matt	OL	6-5	297	So.	Klein, Texas (Klein HS)
37 Hill, Kylie	LB	5-11	190	Sr.	Bristow, Okla. (NE Okla. A&M)	6 Tune, Nathan	QB	6-4	206	Jr.	Celina, Texas (Celina HS)
21 Hill, Royce	DB	6-0	177	So.	Houston, Texas (Cypress Ridge HS)	40 Washington, Tyler	LB	6-1	221	Fr.	Cedar Hill, Texas (Cedar Hill HS)
62 Hollivay, Gabe	OL	6-3	328	Sr.	Hamilton, Miss. (Itawamba CC)	98 Weber, John	DE	6-3	288	Jr.	Harvey, Louisiana (Itawamba CC)
58 Holt, Dan	OL	6-4	299	Fr.	McKinney, Texas (Midwestern State)	63 White, Kyle	DT	6-2	309	Fr.	New Orleans, Louisiana (McDonogh 35 HS)
29 Jackson, Hilbert	DB	6-1	181	Fr.	Rowlett, Texas (Rowlett HS)	23 Williams, Darien	DB	5-10	189	So.	Vernon, Texas (Vernon HS)
15 Jackson, Jamaal	WR	5-10	163	Jr.	Amite, La. (Southwest Miss. CC)	67 Williams, Ryan	OL	6-2	219	Fr.	Southlake, Texas (Carroll HS)
20 Jackson, Jamel	WR	5-9	171	Jr.	Killeen, Texas (Northwestern State)	7 Wilson, Jamal	DB	5-10	181	So.	DeSoto, Texas (DeSoto HS)
91 Jackson, Kelvin	DT	6-2	309	Jr.	Hermanville, Miss. (Itawamba CC)						



MEAN GREEN

NORTH TEXAS COMBINED TEAM STATISTICS

Date	Opponent	Score	Att.	Record:	Overall	Home	Away	Neutral
Sep 03, 2009	at Ball State Cardinals	W 20-10	16054	All games	1-3	0-2	1-1	0-0
Sep 12, 2009	OHIO	L 30-31	16674	Conference	0-1	0-1	0-0	0-0
Sep 19, 2009	at Alabama	L 7-53	92012	Non-Conference	1-2	0-1	1-1	0-0
* Sep 26, 2009	MIDDLE TENNESSEE	L 21-37	22346					

Team Statistics										NT	OPP
Rushing											
gp	att	gain	loss	net	avg	td	lg	avg/g			
Montgomery, C.	4	56	270	26	244	4.4	2	25	61.0	78	82
Dunbar, Lance	4	33	210	12	198	6.0	3	66	49.5	34	40
Dodge, Riley	3	28	153	13	140	5.0	1	21	46.7	37	35
Hamilton, J.	3	8	31	0	31	3.9	0	9	10.3	7	7
Mathis, Jeremi	4	8	28	1	27	3.4	0	10	6.8	629	679
Tune, Nathan	4	2	7	0	7	3.5	0	7	1.8	142	158
Carey, Darius	4	1	3	0	3	3.0	0	3	0.8	4.4	4.3
Mosley, Micah	4	2	2	0	2	1.0	0	2	0.5	157.2	169.8
Jackson, Jamaal	4	1	0	9	-9	-9.0	0	0	-2.2	6	8
TEAM	2	3	0	14	-14	-4.7	0	0	-7.0	841	841
Total	4	142	704	75	629	4.4	6	66	157.2	145-95-5	137-74-2
Opponents	4	158	815	136	679	4.3	8	38	169.8	5.8	6.1

Passing											
gp	effic	comp-att-int	pct	yds	td	lg	avg/g				
Dodge, Riley	3	114-83	70-107-4	65.4	646	2	59	215.3			
Tune, Nathan	4	112-32	25-38-1	65.8	195	1	34	48.8			
Total	4	114.17	95-145-5	65.5	841	3	59	210.2			
Opponents	4	117.11	74-137-2	54.0	841	6	50	210.2			

Receiving											
gp	no.	yds	avg	td	lg	avg/g					
Jackson, Jamaal	4	22	210	9.5	1	59	52.5				
Carey, Darius	4	16	130	8.1	0	21	32.5				
Outlaw, Michael	4	13	109	8.4	1	32	27.2				
Montgomery, C.	4	10	86	8.6	0	19	21.5				
Lott, Alex	4	10	77	7.7	0	18	19.2				
Dunbar, Lance	4	6	65	10.8	1	34	16.2				
Dickerson, K.	4	6	55	9.2	0	18	13.8				
Lewis, B.J.	3	5	59	11.8	0	24	19.7				
Rucker, Forrest	1	2	19	9.5	0	10	19.0				
Roberson, Sam	2	2	13	6.5	0	8	6.5				
Hamilton, J.	3	2	12	6.0	0	6	4.0				
Brainard, Chris	2	1	6	6.0	0	6	3.0				
Total	4	95	841	8.9	3	59	210.2				
Opponents	4	74	841	11.4	6	50	210.2				

Field Goals											
fg	pct.	01-19	20-29	30-39	40-49	50-99	lg	blk			
Knott, Jeremy	5-8	62.5	2-2	2-2	1-2	0-2	0-0	32	1		

Scoring											
td	fg	PAT			dxp	saf	pts				
kick	rush	rcv	pass								
Knott, Jeremy	-	5-8	9-9	-	-	-	-	24			
Dunbar, Lance	4	-	-	-	-	-	-	24			
Montgomery, C.	2	-	-	-	-	-	-	12			
Outlaw, Michael	1	-	-	-	-	-	-	6			
Dodge, Riley	1	-	-	-	-	-	-	6			
Jackson, Jamaal	1	-	-	-	-	-	-	6			
Total	9	5-8	9-9	-	-	-	-	78			
Opponents	15	9-10	12-14	-	1	1-1	-	131			

Interceptions										
no.	yds	avg	td	lg						
Hill, Royce	2	58	29.0	0	57					

Punting											
no.	yds	avg	lg	tb	fc	ic20	50+	blk			
Atterberry, W.	25	1067	42.7	52	0	2	14	5	0		

Punt Returns										
no.	yds	avg	td	lg						
Carey, Darius	2	-3	-1.5	0	0					
Hill, Royce	1	2	2.0	0	2					
Total	3	-1	-0.3	0	2					
Opponents	12	139	11.6	0	36					

Kick Returns										
no.	yds	avg	td	lg						
Hill, Royce	5	174	34.8	0	73					
Smith, Ira	4	73	18.2	0	23					
Dunbar, Lance	3	39	13.0	0	14					
Hamilton, J.	2	40	20.0	0	21					
Cook, DaWaylon	2	47	23.5	0	25					
Carey, Darius	2	32	16.0	0	17					
Seidle, Bryant	1	7	7.0	0	7					
Total	19	412	21.7	0	73					
Opponents	13	288	22.2	0	61					

All Purpose											
g	rush	rcv	pr	kr	ir	total	avg/g				
Montgomery, C.	4	244	86	0	0	330	82.5				
Dunbar, Lance	4	198	65	0	39	302	75.5				
Hill, Royce	4	0	0	2	174	234	58.5				
Jackson, Jamaal	4	-9	210	0	0	201	50.2				
Carey, Darius	4	3	130	-3	32	162	40.5				
Total	4	629	841	-1	412	1939	484.8				
Opponents	4	679	841	139	288	112	2059	514.8			

Total Offense										
g	plays	rush	pass	total	avg/g					
Dodge, Riley	3	135	140	646	786	262.0				
Montgomery, C.	4	56	244	0	244	61.0				
Tune, Nathan	4	40	7	195	202	50.5				
Dunbar, Lance	4	33	198	0	198	49.5				
Hamilton, J.	3	8	31	0	31	10.3				
Total	4	287	629	841	1470	367.5				
Opponents	4	295	679	841	1520	380.0				

Tackles										
##	Defensive Leaders	gp	ua	a	tot	tfl/yds	Sacks	Pass defense	Fumbles	blkd
42	Robertson, C.	4	23	15	38	1.0-1	no-yds	int-yds	brup	qbh
44	Nwigwe, Tobe	4	31	7	38	5.0-11				
10	Cook, DaWaylon	4	27	5	32				1	1-16
37	Hill, Kvlie	4	13	8	21			2		



NORTH TEXAS OVERALL TEAM STATISTICS

Team Statistics	NT	OPP
SCORING	78	131
Points Per Game	19.5	32.8
FIRST DOWNS	78	82
Rushing	34	40
Passing	37	35
Penalty	7	7
RUSHING YARDAGE	629	679
Yards gained rushing	704	815
Yards lost rushing	75	136
Rushing Attempts	142	158
Average Per Rush	4.4	4.3
Average Per Game	157.2	169.8
TDs Rushing	6	8
PASSING YARDAGE	841	841
Att-Comp-Int	145-95-5	137-74-2
Average Per Pass	5.8	6.1
Average Per Catch	8.9	11.4
Average Per Game	210.2	210.2
TDs Passing	3	6
TOTAL OFFENSE	1470	1520
Total Plays	287	295
Average Per Play	5.1	5.2
Average Per Game	367.5	380.0
KICK RETURNS: #-Yards	19-412	13-288
PUNT RETURNS: #-Yards	3--1	12-139
INT RETURNS: #-Yards	2-58	5-112
KICK RETURN AVERAGE	21.7	22.2
PUNT RETURN AVERAGE	-0.3	11.6
INT RETURN AVERAGE	29.0	22.4
FUMBLES-LOST	8-6	11-4
PENALTIES-Yards	28-240	27-248
Average Per Game	60.0	62.0
PUNTS-Yards	25-1067	25-1024
Average Per Punt	42.7	41.0
Net punt average	37.1	39.4
TIME OF POSSESSION/Game	31:10	28:50
3RD-DOWN Conversions	17/56	22/63
3rd-Down Pct	30%	35%
4TH-DOWN Conversions	0/3	4/5
4th-Down Pct	0%	80%
SACKS BY-Yards	6-38	2-9
MISC YARDS	0	0
TOUCHDOWNS SCORED	9	15
FIELD GOALS-ATTEMPTS	5-8	9-10
ON-SIDE KICKS	0-0	0-0
RED-ZONE SCORES	24-34 71%	28-32 88%
RED-ZONE TOUCHDOWNS	14-34 41%	16-32 50%
PAT-ATTEMPTS	9-9 100%	12-14 86%
ATTENDANCE	78040	216132
Games/Avg Per Game	4/19510	4/54033
Neutral Site Games		0/0

Score by Quarters	1st	2nd	3rd	4th	OT	Total
North Texas	17	10	28	13	10	78
Opponents	24	39	27	30	11	131



NORTH TEXAS INDIVIDUAL STATISTICS

Rushing									
	gp	att	gain	loss	net	avg	td	lg	avg/g
Montgomery, C.	4	56	270	26	244	4.4	2	25	61.0
Dunbar, Lance	4	33	210	12	198	6.0	3	66	49.5
Dodge, Riley	3	28	153	13	140	5.0	1	21	46.7
Hamilton, J.	3	8	31	0	31	3.9	0	9	10.3
Mathis, Jeremi	4	8	28	1	27	3.4	0	10	6.8
Tune, Nathan	4	2	7	0	7	3.5	0	7	1.8
Carey, Darius	4	1	3	0	3	3.0	0	3	0.8
Mosley, Micah	4	2	2	0	2	1.0	0	2	0.5
Jackson, Jamaal	4	1	0	9	-9	-9.0	0	0	-2.2
TEAM	2	3	0	14	-14	-4.7	0	0	-7.0
Total	4	142	704	75	629	4.4	6	66	157.2
Opponents	4	158	815	136	679	4.3	8	38	169.8

Passing									
	gp	effic	comp-att-int	pct	yds	td	lg	avg/g	
Dodge, Riley	3	114.83	70-107-4	65.4	646	2	59	215.3	
Tune, Nathan	4	112.32	25-38-1	65.8	195	1	34	48.8	
Total	4	114.17	95-145-5	65.5	841	3	59	210.2	
Opponents	4	117.11	74-137-2	54.0	841	6	50	210.2	

Receiving							
	gp	no.	yds	avg	td	lg	avg/g
Jackson, Jamaal	4	22	210	9.5	1	59	52.5
Carey, Darius	4	16	130	8.1	0	21	32.5
Outlaw, Michael	4	13	109	8.4	1	32	27.2
Montgomery, C.	4	10	86	8.6	0	19	21.5
Lott, Alex	4	10	77	7.7	0	18	19.2
Dunbar, Lance	4	6	65	10.8	1	34	16.2
Dickerson, K.	4	6	55	9.2	0	18	13.8
Lewis, B.J.	3	5	59	11.8	0	24	19.7
Rucker, Forrest	1	2	19	9.5	0	10	19.0
Roberson, Sam	2	2	13	6.5	0	8	6.5
Hamilton, J.	3	2	12	6.0	0	6	4.0
Brainard, Chris	2	1	6	6.0	0	6	3.0
Total	4	95	841	8.9	3	59	210.2
Opponents	4	74	841	11.4	6	50	210.2

Punt Returns					
	no.	yds	avg	td	lg
Carey, Darius	2	-3	-1.5	0	0
Hill, Royce	1	2	2.0	0	2
Total	3	-1	-0.3	0	2
Opponents	12	139	11.6	0	36

Interceptions					
	no.	yds	avg	td	lg
Hill, Royce	2	58	29.0	0	57
Total	2	58	29.0	0	57
Opponents	5	112	22.4	1	69

Kick Returns					
	no.	yds	avg	td	lg
Hill, Royce	5	174	34.8	0	73
Smith, Ira	4	73	18.2	0	23
Dunbar, Lance	3	39	13.0	0	14
Hamilton, J.	2	40	20.0	0	21
Cook, DaWaylon	2	47	23.5	0	25
Carey, Darius	2	32	16.0	0	17
Seidle, Bryant	1	7	7.0	0	7
Total	19	412	21.7	0	73
Opponents	13	288	22.2	0	61

Fumble Returns					
	no.	yds	avg	td	lg
Cook, DaWaylon	1	16	16.0	0	16
Total	1	16	16.0	0	16
Opponents	1	10	10.0	0	10



NORTH TEXAS INDIVIDUAL STATISTICS

Scoring	td	fg	PAT				dxp	saf	pts
			kick	rush	rcv	pass			
Dunbar, Lance	4	-	-	-	-	-	-	24	
Knott, Jeremy	-	5-8	9-9	-	-	-	-	24	
Montgomery, C.	2	-	-	-	-	-	-	12	
Dodge, Riley	1	-	-	-	-	-	-	6	
Outlaw, Michael	1	-	-	-	-	-	-	6	
Jackson, Jamaal	1	-	-	-	-	-	-	6	
Total	9	5-8	9-9	-	-	-	-	78	
Opponents	15	9-10	12-14	-	1	1-1	-	131	

Total Offense	g	plays	rush	pass	total	avg/g
Dodge, Riley	3	135	140	646	786	262.0
Montgomery, C.	4	56	244	0	244	61.0
Tune, Nathan	4	40	7	195	202	50.5
Dunbar, Lance	4	33	198	0	198	49.5
Hamilton, J.	3	8	31	0	31	10.3
Mathis, Jeremi	4	8	27	0	27	6.8
Carey, Darius	4	1	3	0	3	0.8
Mosley, Micah	4	2	2	0	2	0.5
Jackson, Jamaal	4	1	-9	0	-9	-2.2
TEAM	2	3	-14	0	-14	-7.0
Total	4	287	629	841	1470	367.5
Opponents	4	295	679	841	1520	380.0

Field Goals	fg	pct.	01-19	20-29	30-39	40-49	50-99	lg	blk
Knott, Jeremy	5-8	62.5	2-2	2-2	1-2	0-2	0-0	32	1

FG Sequence	North Texas	Opponents
Ball State Cardinals	47,(24),47,(19)	(21),31
OHIO	(32),(18),(22)	(44),(47),(35)
Alabama	-	(35),(20)
Middle Tennessee	37	(20),(31),(48)

Punting	no.	yds	avg	lg	tb	fc	i20	50+	blk
Atterberry, W.	25	1067	42.7	52	0	2	14	5	0
Total	25	1067	42.7	52	0	2	14	5	0
Opponents	25	1024	41.0	63	2	10	4	4	0

Kickoffs	no.	yds	avg	tb	ob	retn	net	ydln
Knott, Jeremy	16	966	60.4	2	1			
Total	16	966	60.4	2	1	22.2	39.9	30
Opponents	25	1490	59.6	2	3	21.7	41.5	28

Numbers in (parentheses) indicate field goal was made.



NORTH TEXAS DEFENSIVE STATISTICS

##	Defensive Leaders	gp	Tackles			Sacks	Pass defense		Fumbles		blkd
			ua	a	tot	tfl/yds	no-yds	int-yds	brup	qbh	rcv-yds
44	Nwigwe, Tobe	4	31	7	38	5.0-11
42	Robertson, C.	4	23	15	38	1.0-1	0.5-0	.	1	1	1-0
10	Cook, DaWaylon	4	27	5	32	.	.	.	1	.	1-16
37	Hill, Kylie	4	13	8	21	.	.	.	2	.	.
47	Akpunku, B.	4	15	5	20	6.0-28	3.0-15	.	.	.	1-0
21	Hill, Royce	4	14	2	16	.	.	2-58	.	.	1-0
22	Adams, Adryan	4	12	4	16	1.0-1	.	.	3	.	.
25	Smith, Ira	4	10	6	16	.	.	.	2	.	.
23	Williams, D.	4	8	2	10	.	.	.	1	.	.
94	Gilmore, E.	4	7	3	10	3.0-14	1.0-9
45	Phillips, J.	4	5	3	8
31	Penson, A.J.	4	5	3	8	.	.	.	1	.	.
52	Owusu-Hemeng, S	4	5	3	8	2.0-9	.	.	.	1	.
99	Atkinson, S.	4	3	4	7	2.0-14	2.0-14
92	Ross, Draylen	4	2	4	6
91	Jackson, Kelvin	3	2	4	6	.	.	.	1	.	.
96	Cantly, Tevinn	4	1	4	5
48	Obi, K.C.	4	4	.	4	1.0-2
2	Hamilton, J.	3	4	.	4
53	Prior, Daniel	2	2	2	4
63	White, Kyle	1	.	3	3
80	Dickerson, K.	4	3	.	3
27	Gordon, Robby	3	1	2	3
54	Deheck, Robbie	4	.	2	2
5	Dunbar, Lance	4	1	1	2
95	DeSoto, Jessie	4	1	1	2
83	Seidle, Bryant	4	.	2	2
24	Mathis, Jeremi	4	1	1	2
64	Gill, Victor	2	1	.	1
4	Lott, Alex	4	1	.	1
11	Dodge, Riley	3	1	.	1
26	Montgomery, C.	4	.	1	1
Total		4	203	97	300	21-80	6-38	2-58	12	2	4-16
Opponents		4	206	112	318	21-76	2-9	5-112	15	1	6-10



NORTH TEXAS RED-ZONE RESULTS

North Texas Inside Opponent Red-Zone

Date	Opponent	Score	Times In RZ	Times Scored	Total Pts	Rush			Pass	FGs	Failed to score inside RZ					
						TDs	TDs	TDs	TDs	Made	FGA	Down	Int	Fumb	Half	Game
Sep 03, 2009	at Ball State Cardinals	W 20-10	6	4	20	2	1	1	1	2	0	0	1	0	1	0
Sep 12, 2009	OHIO	L 30-31	7	6	30	3	2	1	1	3	0	0	0	1	0	0
Sep 19, 2009	at Alabama	L 7-53	0	0	0	0	0	0	0	0	0	0	0	0	0	0
Sep 26, 2009	MIDDLE TENNESSEE	L 21-37	4	2	14	2	2	0	0	0	1	0	0	1	0	0
Totals			17	12	64	7	5	2	2	5	1	0	1	2	1	0
12 of 17 (70.6%)																

Opponents Inside North Texas Red-Zone

Date	Opponent	Score	Times In RZ	Times Scored	Total Pts	Rush			Pass	FGs	Failed to score inside RZ					
						TDs	TDs	TDs	TDs	Made	FGA	Down	Int	Fumb	Half	Game
Sep 03, 2009	at Ball State Cardinals	W 20-10	3	1	3	0	0	0	0	1	1	0	1	0	0	0
Sep 12, 2009	OHIO	L 30-31	2	2	11	1	0	1	1	1	0	0	0	0	0	0
Sep 19, 2009	at Alabama	L 7-53	7	7	40	5	5	0	2	2	0	0	0	0	0	0
Sep 26, 2009	MIDDLE TENNESSEE	L 21-37	4	4	20	2	2	0	2	2	0	0	0	0	0	0
Totals			16	14	74	8	7	1	6	6	1	0	1	0	0	0
14 of 16 (87.5%)																



NORTH TEXAS GAME SUPERLATIVES

Individual Game Highs

Rushes	22	Montgomery, C. vs OHIO (Sep 12, 2009)
Yards Rushing	149	Montgomery, C. at Ball State Cardinals (Sep 03, 2009)
TD Rushes	2	Montgomery, C. vs OHIO (Sep 12, 2009)
	2	Dunbar, Lance vs Middle Tennessee (Sep 26, 2009)
Long Rush	66	Dunbar, Lance vs Middle Tennessee (Sep 26, 2009)
Pass attempts	54	Dodge, Riley vs Middle Tennessee (Sep 26, 2009)
Pass completions	35	Dodge, Riley vs Middle Tennessee (Sep 26, 2009)
Yards Passing	313	Dodge, Riley vs Middle Tennessee (Sep 26, 2009)
TD Passes	1	Dodge, Riley at Ball State Cardinals (Sep 03, 2009)
	1	Dodge, Riley vs OHIO (Sep 12, 2009)
	1	Tune, Nathan at Alabama (Sep 19, 2009)
Long Pass	59	Dodge, Riley at Ball State Cardinals (Sep 03, 2009)
Receptions	11	Jackson, Jamaal vs Middle Tennessee (Sep 26, 2009)
Yards Receiving	86	Jackson, Jamaal at Ball State Cardinals (Sep 03, 2009)
TD Receptions	1	Outlaw, Michael at Ball State Cardinals (Sep 03, 2009)
	1	Jackson, Jamaal vs OHIO (Sep 12, 2009)
	1	Dunbar, Lance at Alabama (Sep 19, 2009)
Long Reception	59	Jackson, Jamaal at Ball State Cardinals (Sep 03, 2009)
Field Goals	3	Knott, Jeremy vs OHIO (Sep 12, 2009)
Long Field Goal	32	Knott, Jeremy vs OHIO (Sep 12, 2009)
Punts	9	Atterberry, W. at Alabama (Sep 19, 2009)
Punting Avg	47.0	Atterberry, W. at Ball State Cardinals (Sep 03, 2009)
Long Punt	52	Atterberry, W. at Alabama (Sep 19, 2009)
Long Punt Return	2	Hill, Royce vs OHIO (Sep 12, 2009)
Long Kickoff Return	73	Hill, Royce vs Middle Tennessee (Sep 26, 2009)
Tackles	15	Nwigwe, Tobe vs OHIO (Sep 12, 2009)
Sacks	2.0	Akpunku, B. vs OHIO (Sep 12, 2009)
	2.0	Atkinson, S. vs OHIO (Sep 12, 2009)
Tackles For Loss	3.0	Akpunku, B. vs OHIO (Sep 12, 2009)
	3.0	Akpunku, B. vs Middle Tennessee (Sep 26, 2009)
Interceptions	1	Hill, Royce at Ball State Cardinals (Sep 03, 2009)
	1	Hill, Royce vs OHIO (Sep 12, 2009)

Team Game Highs

Rushes	51	at Ball State Cardinals (Sep 03, 2009)
Yards Rushing	296	at Ball State Cardinals (Sep 03, 2009)
Yards Per Rush	6.3	vs Middle Tennessee (Sep 26, 2009)
TD Rushes	3	vs Middle Tennessee (Sep 26, 2009)
Pass attempts	54	vs Middle Tennessee (Sep 26, 2009)
Pass completions	35	vs Middle Tennessee (Sep 26, 2009)
Yards Passing	313	vs Middle Tennessee (Sep 26, 2009)
Yards Per Pass	6.5	at Ball State Cardinals (Sep 03, 2009)
TD Passes	1	at Ball State Cardinals (Sep 03, 2009)
	1	vs OHIO (Sep 12, 2009)
	1	at Alabama (Sep 19, 2009)
Total Plays	84	at Ball State Cardinals (Sep 03, 2009)
Total Offense	512	at Ball State Cardinals (Sep 03, 2009)
Yards Per Play	6.1	at Ball State Cardinals (Sep 03, 2009)
Points	30	vs OHIO (Sep 12, 2009)
Sacks By	5	vs OHIO (Sep 12, 2009)
First Downs	27	at Ball State Cardinals (Sep 03, 2009)
Penalties	9	at Ball State Cardinals (Sep 03, 2009)
	9	vs OHIO (Sep 12, 2009)
Penalty Yards	81	at Ball State Cardinals (Sep 03, 2009)
Turnovers	5	vs Middle Tennessee (Sep 26, 2009)
Interceptions By	1	at Ball State Cardinals (Sep 03, 2009)
	1	vs OHIO (Sep 12, 2009)



OPPONENT GAME SUPERLATIVES

Opponent Individual Game Highs

Rushes	19	Terry Grant, at Alabama (Sep 19, 2009)
Yards Rushing	103	LEWIS, MiQuale, at Ball State Cardinals (Sep 03, 2009)
TD Rushes	2	Terry Grant, at Alabama (Sep 19, 2009)
	2	Dasher, Dwight, vs Middle Tennessee (Sep 26, 2009)
Long Rush	38	T. Richardson, at Alabama (Sep 19, 2009)
Pass attempts	43	Dasher, Dwight, vs Middle Tennessee (Sep 26, 2009)
Pass completions	21	Dasher, Dwight, vs Middle Tennessee (Sep 26, 2009)
Yards Passing	269	Dasher, Dwight, vs Middle Tennessee (Sep 26, 2009)
TD Passes	2	SCOTT, Theo, vs OHIO (Sep 12, 2009)
	2	Greg McElroy, at Alabama (Sep 19, 2009)
	2	Dasher, Dwight, vs Middle Tennessee (Sep 26, 2009)
Long Pass	50	Dasher, Dwight, vs Middle Tennessee (Sep 26, 2009)
Receptions	7	PRICE, Taylor, vs OHIO (Sep 12, 2009)
Yards Receiving	74	McDonald, S., vs Middle Tennessee (Sep 26, 2009)
TD Receptions	1	DUNLOP, Riley, vs OHIO (Sep 12, 2009)
	1	PRICE, Taylor, vs OHIO (Sep 12, 2009)
	1	Marquis Maze, at Alabama (Sep 19, 2009)
	1	Mark Ingram, at Alabama (Sep 19, 2009)
	1	Gee, Desmond, vs Middle Tennessee (Sep 26, 2009)
	1	Cunningham, B., vs Middle Tennessee (Sep 26, 2009)
Long Reception	50	Cunningham, B., vs Middle Tennessee (Sep 26, 2009)
Field Goals	3	WELLER, Matt, vs OHIO (Sep 12, 2009)
	3	Gendreau, Alan, vs Middle Tennessee (Sep 26, 2009)
Long Field Goal	48	Gendreau, Alan, vs Middle Tennessee (Sep 26, 2009)
Punts	10	DeFatta, David, vs Middle Tennessee (Sep 26, 2009)
Punting Avg	49.0	P J. Fitzgerald, at Alabama (Sep 19, 2009)
Long Punt	63	KOVANDA, Scott, at Ball State Cardinals (Sep 03, 2009)
Long Punt Return	36	Javier Arenas, at Alabama (Sep 19, 2009)
Long Kickoff Return	61	Javier Arenas, at Alabama (Sep 19, 2009)
Tackles	14	KELLER, Noah, vs OHIO (Sep 12, 2009)
Sacks	1.0	NOTESTINE, Dak, vs OHIO (Sep 12, 2009)
	1.0	WEAVER, Brandon, vs OHIO (Sep 12, 2009)
Tackles For Loss	2.0	DUFFIN, Drew, at Ball State Cardinals (Sep 03, 2009)
	2.0	RENFRO, Lee, vs OHIO (Sep 12, 2009)
Interceptions	2	Brown, Kevin, vs Middle Tennessee (Sep 26, 2009)

Opponent Team Game Highs

Rushes	45	at Alabama (Sep 19, 2009)
	45	vs Middle Tennessee (Sep 26, 2009)
Yards Rushing	260	at Alabama (Sep 19, 2009)
Yards Per Rush	7.0	at Ball State Cardinals (Sep 03, 2009)
TD Rushes	5	at Alabama (Sep 19, 2009)
Pass attempts	43	vs Middle Tennessee (Sep 26, 2009)
Pass completions	22	at Alabama (Sep 19, 2009)
Yards Passing	269	vs Middle Tennessee (Sep 26, 2009)
Yards Per Pass	9.4	at Alabama (Sep 19, 2009)
TD Passes	2	vs OHIO (Sep 12, 2009)
	2	at Alabama (Sep 19, 2009)
	2	vs Middle Tennessee (Sep 26, 2009)
Total Plays	88	vs Middle Tennessee (Sep 26, 2009)
Total Offense	523	at Alabama (Sep 19, 2009)
Yards Per Play	7.2	at Alabama (Sep 19, 2009)
Points	53	at Alabama (Sep 19, 2009)
Sacks By	2	vs OHIO (Sep 12, 2009)
First Downs	28	at Alabama (Sep 19, 2009)
Penalties	14	vs OHIO (Sep 12, 2009)
Penalty Yards	138	vs OHIO (Sep 12, 2009)
Turnovers	3	vs OHIO (Sep 12, 2009)
Interceptions By	3	vs Middle Tennessee (Sep 26, 2009)