



# MEAN GREEN™

2009 University of North Texas Football

## Quick Facts Coaches

Todd Dodge (Texas, '87)  
 North Texas Record.....4-23 (Third Year)  
 vs. Middle Tennessee.....0-2  
 Overall Record.....4-23 (Third Year)  
 vs. Middle Tennessee.....0-2

Rick Stockstill (Florida State, '82)  
 Middle Tenn. Record..19-21 (Fourth Year)  
 vs. North Texas .....3-0  
 Overall Record.....19-21 (Fourth Year)  
 vs. North Texas .....3-0

## Series

North Texas leads the all-time series 5-3.  
 Middle Tennessee has won the last three meetings though, with the most recent being a 52-13 decision in Murfreesboro.

## Radio

Mean Green Radio Network -KWRD  
 100.7 FM (Dallas/Fort Worth) and KNTU  
 88.1 FM (Denton). George Dunham (Play-by-Play) and Hank Dickenson (Color).

## Internet

The live broadcast of the game can be accessed on the internet through the North Texas athletic web site or the KWRD web site. To access the broadcast on the internet go to MeanGreenSports.com or thewordfm.com.

## Athletic Media Relations

Football Contacts: Eric Capper (Coach Dodge) and Steven Bartolotta (Players)

Capper Work ..... 940-565-2476  
 Cell ..... 940-367-0727  
 Email ..... eric.capper@unt.edu  
 Bartolotta Work ..... 940-369-8329  
 Cell ..... 817-300-1931  
 Email..... steven.bartolotta@unt.edu



GAME 4



**NORTH TEXAS (1-2, 0-0) vs MIDDLE TENNESSEE (2-1, 0-0)**  
**Sept. 26, 2009 • Fouts Field (30,500)**  
**Denton, Texas • 6 p.m. CT**

## THE PARTICULARS

Middle Tennessee visits North Texas to kickoff Sun Belt Conference play in 2009. The game will not be televised, however radio coverage can be found on the Mean Green Radio Network with Hank Dickenson and George Dunham. Kickoff is set for 6 p.m.

## THE PRINCIPALS

North Texas is looking to rebound after dropping consecutive decisions to Ohio and Alabama. The Mean Green is 0-1 at home this season and trying to end a six-game home losing streak. Middle Tennessee is coming off a one-point win at Maryland and is playing its first conference game of the season. The last time the Mean Green started the conference lineup 1-0 was against the Blue Raiders in 2005 with a 14-7 victory.

## THE SERIES

North Texas holds a 5-3 edge in the all-time series with Middle Tennessee. The Blue Raiders have won the last three meetings, including last year's 52-13 decision in Murfreesboro. North Texas won the first five matchups but the Blue Raiders have won the last three.

## NEXT GAME

After a bye week for both teams, the Mean Green will take to the road once again, making a visit to Louisiana-Lafayette in search of its fourth conference win on the road since 2005. The Blue Raiders finish out their three game stretch on the road by visiting Troy Oct. 6.

| North Texas (1-2, 0-0 Sun Belt) |                              |               | Middle Tennessee (2-1, 0-0 Sun Belt) |                        |               |
|---------------------------------|------------------------------|---------------|--------------------------------------|------------------------|---------------|
| Sept. 3                         | at Ball State                | W, 20-10      | Sept. 5                              | at Clemson             | L, 37-14      |
| Sept. 12                        | vs. Ohio                     | L, 31-30 2OT  | Sept. 12                             | vs. Memphis            | W, 31-14      |
| Sept. 19                        | at Alabama                   | L, 53-7       | Sept. 19                             | at Maryland            | W, 32-31      |
| <b>Sept. 26</b>                 | <b>vs. Middle Tennessee*</b> | <b>6 p.m.</b> | <b>Sept. 26</b>                      | <b>at North Texas*</b> | <b>6 p.m.</b> |
| Oct. 10                         | at Louisiana-Lafayette*      | 6 p.m.        | Oct. 6                               | at Troy*               | 7 p.m.        |
| Oct. 17                         | vs. Florida Atlantic*        | 6 p.m.        | Oct. 17                              | Mississippi State      | 3 p.m.        |
| Oct. 24                         | at Troy*                     | 2:30 p.m.     | Oct. 24                              | Western Kentucky*      | 2:30 p.m.     |
| Oct. 31                         | vs. Western Kentucky*        | 2 p.m.        | Oct. 31                              | at Florida Atlantic    | 3 p.m.        |
| Nov. 7                          | vs. ULM*                     | 3 p.m.        | Nov. 7                               | Florida International* | 3:30 p.m.     |
| Nov. 14                         | at Florida International*    | 6 p.m.        | Nov. 14                              | Louisiana-Lafayette*   | 3:15 p.m.     |
| Nov. 21                         | vs. Army                     | 3 p.m.        | Nov. 21                              | Arkansas State*        | 3:30 p.m.     |
| Nov. 28                         | at Arkansas State*           | 2 p.m.        | Nov. 28                              | ULM*                   | 3:30 p.m.     |
| *Sun Belt Conference Game       |                              |               | *Sun Belt Conference Game            |                        |               |
| All Times Central               |                              |               | All Times Central                    |                        |               |



# MEAN GREEN™

## North Texas Quick Facts

|                             |                         |
|-----------------------------|-------------------------|
| Location.....               | Denton, Texas           |
| Founded.....                | 1890                    |
| President.....              | Dr. Gretchen Bataille   |
| Enrollment.....             | 34,795                  |
| Founded.....                | 1890                    |
| Athletic Director.....      | Rick Villarreal         |
| Nickname.....               | Mean Green              |
| Colors.....                 | Green and White         |
| Home Field.....             | Fouts Field             |
| Capacity.....               | 30,500                  |
| Surface.....                | Artificial              |
| First Year of Football..... | 1913                    |
| Years of Football.....      | 93                      |
| Conference.....             | Sun Belt                |
| Head Coach.....             | Todd Dodge (Third Year) |
| Overall Record.....         | 4-23                    |
| Record at North Texas.....  | 4-23                    |
| Primary Offense.....        | Spread                  |
| Primary Defense.....        | 4-3                     |

## Mean Green Team Record

|                            |            |
|----------------------------|------------|
| Overall.....               | 466-433-34 |
| Home.....                  | 248-127-12 |
| Fouts Field.....           | 148-76-7   |
| Away.....                  | 215-301-22 |
| Neutral.....               | 2-5        |
| Since Div. I-A (1995)..... | 57-109     |

## Versus Other Div. I-A Conferences

|                     |         |
|---------------------|---------|
| ACC.....            | 0-2     |
| Big East.....       | 0-1     |
| Big 12.....         | 7-55    |
| Big 10.....         | 0-0     |
| Conference USA..... | 34-44-1 |
| Independent.....    | 1-1     |
| Mid-American.....   | 2-4     |
| Mountain West.....  | 6-15    |
| Pac-10.....         | 2-5     |
| SEC.....            | 4-32    |
| Sun Belt.....       | 65-55-2 |
| WAC.....            | 34-75-2 |

## Under Todd Dodge

|                |      |
|----------------|------|
| Overall.....   | 4-23 |
| Home.....      | 2-9  |
| Away.....      | 2-13 |
| August.....    | 0-1  |
| September..... | 1-9  |
| October.....   | 1-7  |
| November.....  | 2-5  |
| December.....  | 0-1  |

## Team Streaks

|   |    |
|---|----|
| Wins.....   | 0  |
| Home Wins.....  | 0  |
| Away Wins.....  | 1  |
| Sun Belt Wins.....  | 0  |
| Losses.....   | 2  |
| Home Losses.....  | 6  |
| Away Losses.....  | 1  |
| Non-Sun Belt Losses.....                                  | 2  |
| Wins When Holding Opponents<br>to 10 Points or Under..... | 26 |
| Wins When Scoring 30 Points<br>or More.....               | 0  |

## Media availability for Week 4 vs. Mid. Tennessee

| Monday 14   | Tuesday 15   | Wednesday 16  | Thursday 17                           | Friday 18              | Saturday 19                   | Sunday 20              |
|---|--|---|---------------------------------------|------------------------|-------------------------------|------------------------|
| Sun Belt Teleconference - Coach Dodge at 11:08 a.m. | Practice at Athletic Center 3:15 p.m.                  | Practice at Athletic Center 3:15 p.m.                       | Practice at Athletic Center 3:15 p.m. | Team walk-through      | Kick-off with MTSU, 6:05 p.m. | Off Day                |
| Coach Dodge Radio Show 12-1 p.m.                    | <b>Only day for player availability after practice</b> | Coach Dodge available for out of town meeting on the phone. | No player availability                | No player availability |                               | No player availability |
| Notes Package Released                              |  | No player availability                                      |                                       |                        |                               |                        |
| Practice 6:35 at Fouts Field                        |  |   |                                       |                        |                               |                        |
| No player availability                              |  |   |                                       |                        |                               |                        |

## A CLOSER LOOK AT MIDDLE TENNESSEE

**Head Coach Rick Stockstill** – Stockstill is in his fourth season at the helm of the Blue Raiders. In 2006, his first year with the program, he led Middle Tennessee to a 7-5 regular season record and earned a share of the Sun Belt Conference title and a trip to the Motor City Bowl. Since then, Stockstill and the Blue Raiders have finished with consecutive 5-7 seasons. Previously, Stockstill was an assistant for Steve Spurrier at the University of South Carolina and has either played under or coached with Bobby and Tommy Bowden and Lou Holtz.

**The Matchup** – The Mean Green enters the game trying to break a two game losing streak while Middle Tennessee comes in on a two-game winning streak. It is the Sun Belt Conference opener for both teams. The Blue Raiders tout the Sun Belt's top offense, averaging 391 yards a game, and the Mean Green feature the SBC's top rated pass defense. Redshirt freshman quarterback Riley Dodge will return to running the North Texas offense after missing the Alabama game with an injury. The North Texas offensive line has allowed only two sacks through the first three games. The Blue Raiders have Dwight Dasher running their offense and have posted back-to-back games of over 30 points. Dasher is a true dual threat as he leads the team in both rushing and passing yards and can account for six of their nine touchdowns on offense.

## GENERAL INFORMATION

**Location:** Murfreesboro, Tenn.  
**Enrollment:** 23,872  
**President:** Sidney A. McPhee  
**Athletic Director:** Chris Massaro  
**Founded:** 1911  
**Nickname:** Blue Raiders  
**Colors:** Royal Blue and White

## FOOTBALL STAFF

**Head Coach:** Rick Stockstill (Florida State)  
**Record at MTSU:** 19-21 (Fourth Year)  
**Overall Record:** 19-21 (Fourth Year)  
**Assistant Coaches:**  
 Les Herrin (Assistant Head Coach/ DL)  
 Tony Franklin (Offensive Coordinator/QBs)  
 Manny Diaz (Defensive Coordinator/LBs)  
 Steve Ellis (Special Teams/ CBs)  
 Justin Watts (WRs/ Recruiting Coordinator)  
 Jimmy Ray Stephens (Offensive Line)  
 David Bibee (Safeties)  
 Brent Brock (Inside Receivers)  
 Willie Simmons (Running Backs)  
 Mike Polly (Graduate Assistant)  
 Roger Pollard (Graduate Assistant)  
 Chris Matussek (Director of Football Ops.)

## TEAM INFORMATION

**2009 Record:** 2-1, 0-0 Sun Belt  
**Offensive System:** Multiple  
**Defensive System:** 4-3 Multiple

## SPORTS INFORMATION

**SID:** Mark Owens  
**Office phone:** 615-898-5057  
**Cell:** 615-631-9520  
**FAX:** 615-898-5626  
**Email:** owens@goblueraiders.com  
**Web Site:** www.GoBlueRaiders.com

## THE SERIES - GAME-BY-GAME

**Series Record:** 5-3 North Texas  
**At Murfreesboro:** 3-1  
**At Denton:** 2-2  
**First game:** October 13, 2001  
**Last game:** November 22, 2008



## **Media Information Post-Game Interviews**

The North Texas locker room is closed to all members of the media. Head coach Todd Dodge and requested players will be available for interviews following a brief cooling off period. Postgame interviews at Fouts Field will be held in the media interview room below the east stands.

## **Credentials For Media**

Those wishing to cover North Texas must contact Eric Capper or Steven Bartolotta for credentials for home and away games. Seating is very limited at Fouts Field and requests for North Texas home games need to be made at least one week prior to the contest.

## **Media Availability for Players**

All player interviews will be conducted following the teams practice on Tuesday afternoon at the Athletic Center. Requests for players should be made in advance through the sports information office. No interviews will be granted on Monday or Wednesday post practice. Special exemptions may be granted to those media wishing to interview a specific student-athlete before practice at the discretion of the media relations office.

## **Sun Belt Teleconference**

The Sun Belt Conference will conduct a weekly teleconference with each of the eight head coaches each Monday throughout the season. Coach Dodge will be on the call from 11:08-11:14 a.m. each week.

## **Post-Practice**

Dodge will be available to media immediately following Tuesday's practice at the Darrell Dickey Practice Facility. Requests should be made in advance of practice to the media relations office.

## **Out of Town Media**

Dodge and his assistant coaches are also available by request to out-of-town media Monday through Wednesday from 11 a.m.-12 noon. Contact the media relations office to arrange these requests.

## **Practice Coverage**

Media has limited access to North Texas football practice. Viewing is available outside the fence of the practice facility. Video and still photography can be shot during the first 30 minutes of practice. Players and coaches are available for interviews following practice on Tuesday. All requests for interviews must be made in advance through the athletic media relations office.

## **Conference Openers**

North Texas is 4-4 in Sun Belt Conference openers, but has lost its last three. The Mean Green won four straight Sun Belt openers from 2002-2005 which included two wins over Middle Tennessee (30-21 in 2004 and 14-7 in 2005). The only time that North Texas has won its Sun Belt opener and not gone on to a winning season was 2005 when it beat the Blue Raiders in the season opener, but finished the year 2-9. North Texas is 2-3 in Sun Belt openers at Fouts Field and 2-1 in league openers on the road.

## **Great Games vs. Blue Raiders**

North Texas and Middle Tennessee have hooked up for some memorable games since the two teams began playing each other in 2001. North Texas won the first five meetings between the two teams, but none of those games was decided by more than 10 points. In 2001, Middle Tennessee came to North Texas with a 5-0 record while North Texas was 0-5 and the Mean Green won 24-21 which jump started a five-game winning streak leading to a Sun Belt title and a berth in the New Orleans Bowl. In 2004 Middle Tennessee jumped out to a 14-0 lead before North Texas came back with 24 unanswered points and held on to win 30-21. In the 2005 season opener North Texas trailed 7-0 when linebacker Maurice Holman took a third-quarter interception 99 yards for the tying score and running back Patrick Cobbs scored the winning touchdown for a 14-7 Mean Green win in Murfreesboro. Middle Tennessee has won the last three meetings by an average margin of 31.3 points.

## **Pass the Test**

Middle Tennessee comes to town as the Sun Belt Conference's top passing team, averaging 276.7 yards per game. North Texas will defend the Blue Raiders with the league's top pass defense, which has allowed just 190.7 yards per game. Middle Tennessee has thrown for over 200 yards every game, including 351 last week in the win at Maryland. North Texas has allowed over 200 yards just once – last week at Alabama (263).

## **Sack Attack**

North Texas ranks 11th nationally by allowing just two quarterback sacks in its first three games. The Mean Green front five did not give up any sacks against Ball State or Alabama. They will be tested this week by a Middle Tennessee team that ranks second in the Sun Belt Conference with seven quarterback sacks. The Blue Raiders had four sacks in their win at Maryland last week. In the first five meetings between the two teams (2001-2005) North Texas allowed just one sack against the Blue Raiders. In the last three meetings the Mean Green has allowed 11 sacks against Middle Tennessee, including five last year.

## **Turnover Tales**

Turnovers have played a big part in the series with North Texas and Middle Tennessee, dating all the way back to the 2001 game. In the eight games between the teams, the team that has won the turnover battle has won every game. In 2002 and again in 2008 the teams tied with three turnovers each and those games were split with the Mean Green winning in 2002 and Blue Raiders winning in 2008. In the five games that North Texas won, it holds a turnover advantage of +10 with the Mean Green committing seven and gaining 17. In the three losses, Middle Tennessee holds an advantage of +8 with North Texas committing 11 and gaining three. Middle Tennessee enters the game ranked first in the Sun Belt with a +1 margin while North Texas is even, gaining and losing six each.

## **Long Drives**

In North Texas' first two games, the Mean Green averaged 28.4 yards on each offensive possession and had a combined five three-and-out series. Last week against Alabama, North Texas could only manage 16.5 yards per possession and had seven three-and-out series. Much of that has to do with the Crimson Tide defense which ranks No. 2 nationally in rushing defense and No. 3 nationally in total defense.

## **Defense Strong in Loss**

The North Texas defense only allowed 232 yards of total offense in the 31-30 loss to Ohio and 23 of those yards came in overtime. After the regulation four quarters, the Mean Green defense had only allowed 209 yards of total offense. The last time a North Texas defense allowed less than 232 yards of offense and still lost the game was against TCU in 2002 when the Mean Green allowed just 178 yards of total offense in a 16-10 loss.



### Updated Bios At MeanGreenSports.com

Throughout the season bios of selected offensive and defensive players will be updated and available at [www.meangreensports.com](http://www.meangreensports.com). Along with the updated bios the North Texas virtual guide can be accessed on the website that has complete bios on all the players and coaches.

#### **North Texas Career Starts**

(minimum of 10 games)

|                                |    |
|--------------------------------|----|
| Antoine Bush, Sr., DB.....     | 31 |
| Esteban Santiago, Jr. OL.....  | 25 |
| Tobe Nwigwe, Sr., LB.....      | 24 |
| Craig Robertson, Jr., LB ..... | 20 |
| Tyler Bailey, Sr., OL .....    | 16 |
| Kelvin Drake, Jr., OL.....     | 15 |
| J.J. Johnson, So., OL.....     | 15 |
| Kylie Hill, Sr., LB.....       | 15 |
| Victor Gill, Jr., OL .....     | 14 |
| A.J. Penson, Jr., LB.....      | 12 |
| Gabe Hollivay, Sr., OL.....    | 12 |
| D. Williams, So., DB .....     | 11 |

#### **North Texas Consecutive Starts**

|                                |    |
|--------------------------------|----|
| Esteban Santiago, So. OL ..... | 25 |
| Craig Robertson, So., LB.....  | 20 |
| Tobe Nwigwe, Sr., LB.....      | 15 |
| J.J. Johnson, So., OL.....     | 15 |
| Kylie Hill, Sr., LB.....       | 15 |

#### **North Texas Milestone Victories**

- 1 vs. Burlison College 25-0, 1914
- 100 vs. Abilene Christian 18-7, 10/9/1936**
- 150 vs. Sam Houston 27-0, 10/25/1947
- 200 vs. Midwestern 40-13, 10/22/1955**
- 250 vs. Southern Ill. 14-13, 10/31/1964
- 300 vs. Houston 28-0, 10/11/1975**
- 350 vs. UL-Monroe 27-7, 11/5/1983
- 400 vs. SW Texas 35-28, 10/9/1993**
- 450 vs. Middle Tenn. 30-21, 10/2/2004**

#### ***Bold - Home Games***

#### **Fouts Field Milestone Victories**

- 1 vs. North Dakota 55-0, 9/27/52
- 100 vs. Abilene Christian 26-3, 10/3/1987
- 150 vs. Idaho 51-29, 11/13/2004

#### **Pronunciation Guide**

|                      |                  |
|----------------------|------------------|
| Brandon Akpunku..... | AK-punk-COO      |
| LaChris Anyiam       | AN-YEE-um        |
| Tobe Nwigwe .....    | Nuh-whig-way     |
| Troy Kokjohn.....    | Coke-John        |
| Matthew Menard....   | Men-NARD         |
| K.C. Obi .....       | Oh-BE            |
| Sam Owusu-Hemeng ..  | AH-WA-Sue-Heming |
| Casey Schutza .....  | ShooTZ-Uh        |
| Bryant Seidle.....   | Sigh-dull        |

#### **Tackles For Loss**

The Mean Green defense has combined for 16 tackles for loss in its first three games, led by linebacker Tobe Nwigwe who has five. The Mean Green recorded 10 tackles for a loss against Ohio, which was the most by a North Texas defense since it had 12 vs. Florida International in the 2007 season finale.

#### **NCAA Improvement**

While it is still very early in the season, North Texas has made a dramatic improvement this season in its NCAA ranking for team statistics. In the 17 team statistical categories that the NCAA keeps, North Texas ranks in the top 60 in four categories and ranks below 100 in just three categories. Last season, the Mean Green ranked in the top 60 in two categories and below 100 in 12 categories.

#### **Balanced Attack**

Mean Green head coach Todd Dodge has always said that his offense has to be balanced in order to be successful. After three games, North Texas has 472 yards rushing and 528 yards passing which is a 53 to 47 percent balance. Last season, rushing accounted for 35 percent of the total offense while passing accounted for 65 percent.

#### **Holding it Down**


The 10 points that North Texas allowed Ball State in the season-opener was the lowest scoring output by a Mean Green opponent since it held Louisiana-Lafayette to seven points in a 16-7 win in 2006. Over the past two years the North Texas defense allowed an average of 46.3 points per game and didn't hold any opponent in 2008 below 33 points.

#### **Conversion Connection**

In its win over Ball State, North Texas converted 7-of-15 third down attempts for a success rate of 46.7 percent. In the two losses, the Mean Green has combined to convert 6-of-28 third downs for 21 percent. Part of the reason for success is the distance to gain. In the win over Ball State, North Texas faced just four third-and-long situations (even yards or more). Against Ohio the Mean Green faced six third-and-long situations and against Alabama it faced seven.

#### **A New Home For The Mean Green**

North Texas has called Fouts Field home since 1952, but those days are nearing an end. In 2011 the Mean Green will move into a new stadium located on-campus. Construction is set to begin on the stadium in January of 2010 and the stadium will have a capacity of 30,000 with the ability for future expansion to raise the total to 50,000. North Texas partnered with HKS to build the stadium - the same company that designed the American Airlines Center in Dallas and the new Cowboys Stadium in Arlington, Texas.



#### **Big Guys Starting Trend**

While the Mean Green battled inexperience and youth in 2008, the 2009 North Texas offensive line is about as battle tested as you could want. The starting five have combined for a total of 85 career starts. The good thing about the group of Santiago (25 career starts), Bailey (16 career starts), Johnson (15 career starts), Drake (15 career starts), and Gill (14 career starts) is that only one is a senior (Bailey). In fact of the 10 offensive linemen in the two deep, only two are seniors, while four are juniors, three are sophomores and there is one freshman.

#### **A Good Distributor**

One of the areas that Coach Todd Dodge has emphasized this year is getting the ball in the hands of as many different people as possible. The last two seasons, wide receiver Casey Fitzgerald led the nation in receptions with over 110 each year. This year Dodge would like those receptions to be divided between two or even three receivers. So far, the plan is working, with five different wide receivers having seven or more catches. In all, eight different receivers have made at least one catch for the Mean Green this season.



# MEAN GREEN

## 2009 Sun Belt Standings

| Team                  | Conference      | Overall    |
|-----------------------|-----------------|------------|
| Louisiana-Lafayette   | 0 0 .000        | 2 1        |
| Middle Tennessee      | 0 0 .000        | 2 1        |
| Arkansas State        | 0 0 .000        | 1 1        |
| Louisiana-Monroe      | 0 0 .000        | 1 2        |
| <b>North Texas</b>    | <b>0 0 .000</b> | <b>1 2</b> |
| Troy                  | 0 0 .000        | 1 2        |
| Florida International | 0 0 .000        | 0 2        |
| Florida Atlantic      | 0 0 .000        | 0 2        |
| Western Kentucky      | 0 0 .000        | 0 3        |

## This Week in the Sun Belt

September 26

|  |               |
|--|---------------|
| Western Kentucky at Navy               | 2:30 p.m.     |
| ULM at Florida Atlantic                | 3 p.m.        |
| Troy at Arkansas State                 | 3:30 p.m.     |
| <b>Middle Tennessee at North Texas</b> | <b>6 p.m.</b> |
| Toledo at FIU                          | 6 p.m.        |
| Louisiana-Lafayette at Nebraska        | 6 p.m.        |



## Quickie Stats

### Mean Green's Record When:

|                                    |     |
|------------------------------------|-----|
| Leading at the half                | 1-1 |
| Trailing at the half               | 0-1 |
| Tied at the half                   | 0-0 |
| Leading after three quarters       | 1-1 |
| Trailing after three quarters      | 0-1 |
| Tied after three quarters          | 0-0 |
| Scoring first                      | 1-1 |
| Opponent scores first              | 0-1 |
| Running more plays than opponent   | 1-0 |
| Opponent runs more plays           | 0-1 |
| Same number of plays               | 0-1 |
| Committing more turnovers          | 0-1 |
| Committing less turnovers          | 0-1 |
| Turnovers are even                 | 1-0 |
| Committing at least two turnovers  | 1-1 |
| Winning time of possession         | 1-0 |
| Opponent wins time of possession   | 0-2 |
| Running 70 or more off. plays      | 1-1 |
| Running less than 70 off. plays    | 0-1 |
| Rushing for 150 yards or more      | 1-0 |
| Rushing for less than 150 yards    | 0-2 |
| Passing for 200 yards or more      | 1-0 |
| Passing for less than 200 yards    | 0-2 |
| Passing % is over 55%              | 1-2 |
| Passing % is less than 55%         | 0-0 |
| Third down conv. is over 40%       | 1-1 |
| Third down conv. is less than 40%  | 0-1 |
| Gaining more total yards than opp. | 1-1 |
| Gaining less total yards than opp. | 0-1 |
| Playing at home                    | 0-1 |
| Playing on the road                | 1-1 |
| Playing on natural grass           | 0-1 |
| Playing on artificial surface      | 1-1 |

## Going For A Three-Peat

Todd Dodge has helped the Mean Green to back-to-back years with over 4,000 yards of total offense. It is only the third time in school history that North Texas had consecutive years with over 4,000 yards of total offense. The 4,356 yards of offense in 2008 is the fifth-highest total in school history. The Mean Green has never had three straight seasons of 4,000 or more yards of total offense before. North Texas is also going after its second 3,000-yard passing season in the last three years which has never happened before in school history.

## Coaches Picks

Troy was chosen as the 2009 Preseason favorite to win the Sun Belt Conference as voted on by the leagues head coaches. The Trojans received five of the nine first-place votes. The Trojans were followed by Arkansas State, Florida Atlantic, Middle Tennessee, Florida International, Louisiana-Lafayette, ULM, North Texas, and Western Kentucky. Florida Atlantic, Florida International, Louisiana-Lafayette, and ULM picked up the remaining first-place votes.

## Coaches Up/Coaches Down

North Texas will put three assistant coaches in the press box during games and will have six assistants along with head coach Todd Dodge on the sideline. In the press box will be offensive coordinator Todd Ford, along with defensive coordinator Gary DeLoach. Cornerbacks coach Carlton Buckels and safeties coach Chuck Peterson will join DeLoach in the press box. Linebackers coach David Rausch and defensive line coach Mike Nelson will be on the sidelines. Wide Receiver coach Clayton George and offensive line coach Spencer Leftwich will be on the sidelines along with special teams/running backs coach Shelton Gandy. Graduate assistant coaches Brian Morgan and Kevin Barbay will also be in the press box.

## Well Represented in the NFL

North Texas has had more players drafted to play professional football than any other team in the Sun Belt Conference. Since the first NFL draft in 1936, North Texas has had 77 players drafted, including seven players picked in the first round. Arkansas State is second among Sun Belt Schools which have had players drafted with 46. Joe Greene is the highest drafted player ever from North Texas when he was selected by the Pittsburgh Steelers with the fourth overall pick in 1969.

## TV Time

North Texas is scheduled to play on television eight times in 2009. The Mean Green will be shown in the Dallas/Fort Worth market on KTXA 21 for the Ohio and Army games as part of two-game deal with the station. The season opener at Ball State was played before a national audience on ESPNU and the game at Alabama was shown across the SEC Regional Network. The game at Louisiana-Lafayette and two home games with Florida Atlantic and Western Kentucky will be shown as part of the Sun Belt Conference package with ESPN Regional. The game at Troy will be broadcast by the Troy ISP Network. KTXA 21 will also air the North Texas games that are being broadcast as part of the Sun Belt package.

## Charr-ging Them Up

One of the new additions to North Texas this offseason was that of a strength and conditioning coach for football. Aaron Ausmus started the program in January before leaving to take the same position at Tennessee. Todd Dodge then turned to Charr Gahagan to replace Ausmus. Gahagan was at the University of Washington and spent eight seasons at USC before that. He was a three-time national champion in powerlifting while at Louisiana Tech. The results have been noticable. Defensive lineman Eddrick Gilmore put on 29 pounds in the offseason, going from 240 to 269 in the new program. Offensive lineman Nate Jenkins went from 379 down to 349 pounds this season.



## Sun Belt Team Stat Leaders

### TOTAL OFFENSE

|                               |              |
|-------------------------------|--------------|
| 1. Middle Tennessee.....      | 391.0        |
| 2. Arkansas State.....        | 385.0        |
| 3. ULM.....                   | 384.0        |
| 4. Louisiana-Lafayette.....   | 364.0        |
| 5. Florida Atlantic.....      | 337.5        |
| 6. North Texas.....           | <b>333.3</b> |
| 7. Troy.....                  | 331.3        |
| 8. Florida International..... | 237.0        |
| 9. Western Kentucky.....      | 218.0        |

### PASS OFFENSE

|                               |              |
|-------------------------------|--------------|
| 1. Middle Tennessee.....      | 276.7        |
| 2. Troy.....                  | 247.3        |
| 3. Louisiana-Lafayette.....   | 224.3        |
| 4. Florida Atlantic.....      | 223.5        |
| 5. Florida International..... | 215.5        |
| 6. ULM.....                   | 190.0        |
| 7. North Texas.....           | <b>176.0</b> |
| 8. Arkansas State.....        | 134.5        |
| 9. Western Kentucky.....      | 91.3         |

### RUSH OFFENSE

|                               |              |
|-------------------------------|--------------|
| 1. Arkansas State.....        | 250.5        |
| 2. ULM.....                   | 194.0        |
| 3. North Texas.....           | <b>157.3</b> |
| 4. Louisiana-Lafayette.....   | 139.7        |
| 5. Western Kentucky.....      | 126.7        |
| 6. Middle Tennessee.....      | 114.3        |
| 7. Florida Atlantic.....      | 114.0        |
| 8. Troy.....                  | 84.0         |
| 9. Florida International..... | 21.5         |

### TOTAL DEFENSE

|                               |              |
|-------------------------------|--------------|
| 1. Arkansas State.....        | 281.5        |
| 2. ULM.....                   | 330.7        |
| 3. Middle Tennessee.....      | 342.0        |
| 4. North Texas.....           | <b>354.7</b> |
| 5. Louisiana-Lafayette.....   | 362.3        |
| 6. Troy.....                  | 445.7        |
| 7. Florida International..... | 455.0        |
| 8. Florida Atlantic.....      | 503.0        |
| 9. Western Kentucky.....      | 508.3        |

### PASS DEFENSE

|                               |              |
|-------------------------------|--------------|
| 1. North Texas.....           | <b>190.7</b> |
| 2. Middle Tennessee.....      | 191.0        |
| 3. Arkansas State.....        | 198.5        |
| 4. Louisiana-Lafayette.....   | 204.0        |
| 5. ULM.....                   | 226.7        |
| 6. Florida Atlantic.....      | 230.0        |
| 7. Western Kentucky.....      | 233.0        |
| 8. Florida International..... | 237.5        |
| 9. Troy.....                  | 273.3        |

### RUSH DEFENSE

|                               |              |
|-------------------------------|--------------|
| 1. Arkansas State.....        | 83.0         |
| 2. ULM.....                   | 104.0        |
| 3. Middle Tennessee.....      | 151.0        |
| 4. Louisiana-Lafayette.....   | 158.3        |
| 5. North Texas.....           | <b>164.0</b> |
| 6. Troy.....                  | 172.3        |
| 7. Florida International..... | 217.5        |
| 8. Florida Atlantic.....      | 273.0        |
| 9. Western Kentucky.....      | 275.3        |

## Did You Know

North Texas has its share of players on the roster that have great genes of their own but some have even better bloodlines. Wide receiver Alex Lott is the son of former Oklahoma All Big 8 quarterback Thomas Lott. His older brother just finished up his college career at Rice.

Freshman wide receiver Desmond Brigham is the nephew of current Arizona Cardinals wide receiver Jamaica Rector. And if that wasn't enough freshman defensive back Jeremy Phillips is the younger brother of Jason Phillips, last season's Mountain West Defensive Player of the Year and a former linebacker at TCU.

## Following In Footsteps

North Texas head coach Todd Dodge is one of only 56 known major college head coaches who have had the rare opportunity to coach his son in college. There are only three other current sets of father-and-son duos on Football Bowl Subdivision teams, Dan and Cody Hawkins at Colorado, Ricky and Brad Bustle at Louisiana-Lafayette and Steve and Scott Spurrier at South Carolina. Todd and Riley make only the 22nd father-and-son, quarter back-and-coach tandem in FBS history.

## Lack of Senioritis

The North Texas roster has only 12 seniors for the 2009 season. Only six teams in the Football Bowl Subdivision have fewer seniors on their roster than North Texas, and only three of those teams (Boise State, Miami (OH), and Idaho) are non-BCS teams.

### Fewest Senior's In the Nation

|                 |           |
|-----------------|-----------|
| 1. Boise State  | 4         |
| 2. Duke         | 9         |
| S. Carolina     | 9         |
| 4. Georgia Tech | 10        |
| 5. Miami (OH)   | 11        |
| N. Carolina     | 11        |
| 7. North Texas  | <b>12</b> |
| Connecticut     | 12        |
| Idaho           | 12        |

## Record Enrollment

The University of North Texas marked its ninth consecutive year of record-breaking student population when the fall 2009 enrollment was announced at 36,206. This year's numbers reflect the largest single-year increase since 2002 and continue to secure North Texas as the fourth-largest university in the state of Texas.

## One Overtime Not Enough

North Texas has played in just two overtime games since the NCAA introduced the format in 1996. The Mean Green is 1-1 in its two overtime games, defeating Florida International 25-22 in seven overtimes in 2006 and losing to Ohio 31-30 in two overtimes this year. The Mean Green is the only FBS team that has never had a game decided in the first overtime period.



## MEAN GREEN OFFENSIVE INDIVIDUAL NOTES

### NT vs. MTSU Statistical Leaders

#### RUSHING YARDS

| North Texas            | MTSU                    |
|------------------------|-------------------------|
| C. Montgomery .....245 | Dwight Dasher .....176  |
| Lance Dunbar .....97   | Phillip Tanner ..... 83 |

#### PASSING YARDS

| North Texas          | MTSU                   |
|----------------------|------------------------|
| Riley Dodge .....333 | Dwight Dasher .....759 |

#### RECEIVING YARDS

| North Texas             | MTSU                  |
|-------------------------|-----------------------|
| Jamaal Jackson .....128 | C. McClover .....175  |
| M. Outlaw .....89       | G. Andrews .....146   |
| Darius Carey .....87    | P. Honeycutt .....145 |
| Alex Lott .....74       | S. Blissard .....114  |

#### TOTAL OFFENSE

| North Texas            | MTSU                   |
|------------------------|------------------------|
| Riley Dodge .....416   | Dwight Dasher .....935 |
| C. Montgomery .....245 | Phillip Tanner .....83 |

#### TACKLES

| North Texas             | MTSU                  |
|-------------------------|-----------------------|
| Tobe Nwigwe .....31     | Cam Robinson .....22  |
| Craig Robertson .....30 | D. Carmichael .....19 |
| D. Cook .....22         | Chris McCoy .....17   |

#### SACKS

| North Texas              | MTSU                  |
|--------------------------|-----------------------|
| Shavod Atkinson .....2.0 | J. Lattimore .....3.0 |
| Brandon Akpunku .....2.0 | Chris McCory .....2.0 |

#### INTERCEPTIONS

| North Texas       | MTSU               |
|-------------------|--------------------|
| Royce Hill .....2 | Kevin Brown .....1 |

#### PUNTING AVG.

| North Texas               | MTSU                    |
|---------------------------|-------------------------|
| Will Atterberry .....42.3 | David DeFatta .....37.5 |

#### FIELD GOALS

| North Texas           | MTSU                   |
|-----------------------|------------------------|
| Jeremy Knott .....5-7 | Alan Gendreau .....3-3 |

### Dodge Injured

Redshirt freshman Riley Dodge was injured in the third quarter against Ohio and did not dress for the Mean Green's game at Alabama last week. He suffered a sprain to his non-throwing shoulder and left the Ohio game having completed 12 of 20 passes for 117 yards and one touchdown. Dodge is expected to return to practice this week and could be available for Middle Tennessee Saturday.

### Tuned Up

Junior quarterback Nathan Tune made his first career start last week against fourth-ranked Alabama. Tune performed commendably against the Crimson Tide, completing 16-of-23 passes for 126 yards and a touchdown without any interceptions. Tune was never sacked in the game and connected on a career-long 34-yard touchdown pass to Lance Dunbar in the third quarter. In the two games that Tune has played this year, he has completed 66 percent of his passes, which is the exact same completion percentage as starter Riley Dodge.

### Learning Fast

True freshman wide receiver Darius Carey has steadily improved each week and now leads the team in receiving with 12 catches for 87 yards. After one reception in the season-opener, Carey had six receptions against Ohio and followed that with five against Alabama.

### Cam Carrying Load

Senior running back Cam Montgomery ran into the No. 2 rushing defense in the nation last week at Alabama and was held to eight yards on seven carries. Montgomery still ranks third in the Sun Belt Conference with an average of 81.7 yards per game and still averages 5.3 yards per carry. This week he will face a defense that ranks third in the Sun Belt Conference against the rush and has allowed just one 100-yard rusher in its first three games.

### Backs in Business

Depth at running back is not a problem for North Texas this season. In addition to standout senior Cam Montgomery, the Mean Green boasts four other backs who will all see significant action throughout the year. Sophomore Lance Dunbar, who is the primary backup to Montgomery, averages 60.7 all-purpose yards per game and scored the team's only touchdown against Alabama. Fellow sophomore James Hamilton was the team's leading rusher against Alabama and will see more action as the season progresses. Freshman Jeremi Mathis is seeing his first action, with eight carries in the first three games and junior Micah Mosely has over 125 carries in his career and will also see time.

### Transfer Targets

Junior college transfer wide receivers Jamaal Jackson and Michael Outlaw have made an immediate impact on the North Texas offense. Both are in the starting lineup and they rank first and second on the team in receiving yards with Jackson having 128 and Outlaw having 89 in the first three games. They have the only two touchdown receptions among the wide receivers and Jackson leads the team with an average of 11.6 yards per reception.

### A Top 10 In Sight

Running back Cam Montgomery has topped the 1,000 yard rushing mark for his career and has his sights set on joining the top 10 all-time at North Texas. Montgomery is just 692 yards from entering the top 10 all-time for most rushing yards in a career. If he does so this year Montgomery will be knocking a legend from the top 10 list. Ranking 10th all-time in rushing yards is Abner Haynes with 1,864 yards from 1957-59.



## MEAN GREEN DEFENSIVE/SPECIAL TEAMS INDIVIDUAL NOTES

### NT vs. MTSU Stat Breakdown

|                           | NT      | MTSU     |
|---------------------------|---------|----------|
| <b>SCORING</b>            | 57      | 77       |
| Points Per Game           | 19.0    | 25.7     |
| <b>FIRST DOWNS</b>        | 53      | 58       |
| Rushing                   | 26      | 20       |
| Passing                   | 22      | 35       |
| Penalty                   | 5       | 3        |
| <b>RUSHING YARDAGE</b>    | 472     | 343      |
| Yards gained rushing      | 528     | 491      |
| Yards lost rushing        | 56      | 148      |
| Rushing Attempts          | 117     | 116      |
| Average Per Rush          | 44.0    | 3.0      |
| Average Per Game          | 157.3   | 114.3    |
| TDs Rushing               | 3       | 4        |
| <b>PASSING YARDAGE</b>    | 528     | 830      |
| Att-Comp-Int              | 91-60-2 | 117-68-5 |
| Average Per Pass          | 5.8     | 7.1      |
| Average Per Catch         | 8.8     | 12.2     |
| Average Per Game          | 176.0   | 276.7    |
| TDs Passing               | 3       | 5        |
| <b>TOTAL OFFENSE</b>      | 1,000   | 1,173    |
| Total Plays               | 208     | 233      |
| Average Per Play          | 4.8     | 5.0      |
| Average Per Game          | 333.3   | 391.0    |
| <b>KICK RET: #-YARDS</b>  | 11-193  | 16-289   |
| KICK RET AVERAGE          | 17.5    | 18.1     |
| <b>PUNT RET: #-YARDS</b>  | 1-2     | 5-14     |
| PUNT RET AVERAGE          | 2.0     | 2.8      |
| <b>INT RET: #-YARDS</b>   | 2-58    | 3-2      |
| INT RET AVERAGE           | 29.0    | 0.7      |
| <b>FUMBLES-LOST</b>       | 6-4     | 11-2     |
| <b>PENALTIES-YARDS</b>    | 21-185  | 14-92    |
| Average Per Game          | 61.7    | 30.7     |
| <b>PUNTS-YARDS</b>        | 18-762  | 22-824   |
| Average Per Punt          | 42.3    | 37.5     |
| Net punt average          | 34.8    | 30.0     |
| <b>TIME OF POSS./GAME</b> | 31:22   | 29:24    |
| <b>3RD-DOWN CONV.</b>     | 13.43   | 18-53    |
| 3rd-Down Pct              | 30%     | 34%      |
| <b>4TH-DOWN CONV.</b>     | 0-2     | 2-5      |
| 4th-Down Pct              | 0%      | 40%      |
| <b>SACKS BY-YARDS</b>     | 5-32    | 7-57     |
| <b>MISC YARDS</b>         | 0       | -1       |
| <b>TOUCHDOWNS SCORED</b>  | 6       | 10       |
| <b>FIELD GOALS-ATT.</b>   | 5-7     | 3-3      |
| <b>PAT-ATTEMPTS</b>       | 6-6     | 8-9      |

### Nwigwe Serving Notice

Senior linebacker Tobe Nwigwe has developed into one of the top linebackers in the Sun Belt Conference after a breakout year in 2008. Nwigwe led North Texas and ranked 22nd in the nation last year with an average of 9.3 tackles per game and his 111 total tackles was the most by any linebacker since 2003. After three games this season, Nwigwe ranks second in the Sun Belt and 18th in the nation in tackles with an average of 10.3 per game. He had a career-high 15 tackles in the double overtime loss to Ohio.

### Coming of Age

North Texas still has a very young defensive secondary, with all four starters either in their first or second year with the Mean Green. Sophomores Royce Hill and DaWaylon Cook are starters at cornerback and safety after playing extensively as true freshmen last season. Adrian Adams transferred to North Texas last year, but is in his first year as a full-time starter at cornerback. Fellow transfer Ira Smith is in his first year at North Texas and is the other starter at safety. The foursome has held up admirably in three games, allowing opponents just 190 yards passing per game. They lead the Sun Belt Conference in pass defense and pass defense efficiency (90.2), which includes two interceptions and just four touchdowns allowed.

### Cook Coming On

Sophomore safety DaWaylon Cook has had back-to-back career-best days in the last two games. Against Ohio, Cook had a career-high 10 tackles, including eight solo stops. That effort was topped against Alabama when Cook had a game-high 11 tackles, including 10 solo stops. Prior to the past two weeks, Cook's top tackling games were against Rice and Tulsa last year when he had three.

### Weighty Up Front

One of the biggest areas, literally, that North Texas addressed in the offseason was the defensive line. The Mean Green brought in six new players to help the defensive line and added a lot of size. Transfers Kelvin Jackson and Shavod Atkinson are the regular starters at defensive tackle, weighing in at 309 and 307 pounds respectively. John Weber is also a transfer who can play both tackle and end and weighs 288 pounds. True freshman defensive tackle Kyle White, who tips the scales at 309 pounds, saw his first action against Alabama. Add 301-pound redshirt freshman Tevinn Cantly to give you the fourth interior defensive lineman that are all playing this year. Last year North Texas didn't play any defensive lineman that weighed 300 pounds or more.

### True Debut

True freshman punter Will Atterberry has been a pleasant surprise for North Texas this season. Through three games, Atterberry leads Sun Belt Conference with nine punts (of his 18 attempts) downed inside the opponent 20-yard line. He is averaging 42.3 yards per attempt, which ranks third in the Sun Belt and includes punting in wet, miserable conditions against Ohio.

### Return Drought Continues

It has been 124 games and counting since North Texas has returned a kickoff for a touchdown. Broderick McGrew was the last Mean Green player to do so when he took a kickoff and returned it 100 yards in a 28-27 loss to Utah State on Nov. 14, 1998. North Texas' current active streak ranks as the fourth-longest without a kickoff return for a score.

### Knott A Problem

Plackicker Jeremy Knott tied his career-high with three field goals against Ohio and he is hitting on 71 percent of his kicks this season. Knott is right on his average as he connected on 70.6 percent of his field goals last season. Knott from under 40-yards is 11-for-12 in his North Texas career. From 40-yards or more he is 6-for-12.





## HEAD COACH TODD DODGE

### Dodge Quick Facts



**Age:** 45

**Alma Mater:**

Texas ('87)

**Record:** 4-23

(third year)

**Previous Job:**

Head Coach at

Carroll HS

**Playing Experience:** Starting quarterback at Texas (1981-85)

**High School:** Port Arthur Jefferson

(TX) High School ('81)

**Family:** Wife, Elizabeth; Son, Todd "Riley";

Daughter, Molly

• Finished coaching in high school ranks by winning four of last five Texas 5A state titles

• Still ranks in top 10 at the Univ. of Texas in multiple passing statistics

### Dodge Coaching Experience

| Year      | School          | Position    |
|-----------|-----------------|-------------|
| 2007-Cur. | North Texas     | Head Coach  |
| 2000-06   | Carroll HS      | Head Coach  |
| 1998-00   | Fossil Ridge HS | Head Coach  |
| 1996-98   | Newman-Smith HS | Head Coach  |
| 1994-96   | C.H. Yoe HS     | Head Coach  |
| 1992-93   | North Texas     | Pass. Game  |
| 1988-92   | McKinney HS     | Off. Coord  |
| 1987-88   | Rockwall HS     | QB's/WR's   |
| 1981-85   | Texas           | Starting QB |

### Dodge Year-by-Year

| Year         | Overall     | Conf.       | Finish  |
|--------------|-------------|-------------|---------|
| 2007         | 2 10        | 1 6         | Seventh |
| 2008         | 1 11        | 0 7         | Eighth  |
| 2009         | 1 2         |             |         |
| <b>Total</b> | <b>4 23</b> | <b>1 13</b> |         |

### Assistant Coaches

Gary DeLoach- Defensive Coordinator/LB's

Todd Ford- Offensive Coordinator/QB's

Clayton George- Wide Receivers

Mike Nelson- Defensive Line

Chuck Petersen- Safeties

Carlton Buckels- Cornerbacks

David Rausch- Outside Linebackers

Shelton Gandy- Running Backs/Special Teams

Spencer Leftwich- Offensive Line

Scotty Conley- Director of Operations

Kevin Barbay- Graduate Assistant

Brian Morgan- Graduate Assistant

Todd Dodge understands. The North Texas head football coach understands that he was hired to turn around a program that had slumped. He understands that, as he enters his third year, the pace of improvement has not come at the rate that many Mean Green fans had hoped for. But he has not wavered from his plan and the only pressure to hasten the timeline for progress comes from within his own uncompromising commitment to success. Dodge understands his role in the development of the North Texas football program and he is fully invested.



In two years at the helm, Dodge has tried to establish a foundation that would lead to victory. The baseline of success on the field has been set and now Dodge believes he has the pieces in place to show that his work has not been futile. He has quietly assembled a team of coaches and players that he believes can thrive in his system. It has been a two-year process of molding young men and tweaking a staff that will serve as the groundwork for developing his program.

On the field, Dodge's influence has helped the Mean Green to back-to-back years with over 4,000 yards of total offense. It is only the third time in school history that North Texas had consecutive years with over 4,000 yards of total offense. The 4,356 yards of offense in 2008 is the fifth-highest total in school history. Dodge is now at least partially responsible for three of North Texas' top 10 total offensive performances, with 4,901 as a head coach in 2007 and 4,031 as an assistant coach in 1993 added to last year's performance.

One of the best success stories during the Dodge era will always be of wide receiver Casey Fitzgerald. Fitzgerald came to North Texas as a walk-on and spent his first two seasons in obscurity while seeing little action in a run-based offense. In his first year of Dodge's offense, Fitzgerald broke every North Texas single-season receiving record and after just two years in his system, he is now the school's all-time leading receiver with 229 career catches (224 in his final two years under Dodge).



Dodge, 45, officially assumed control of the North Texas football program on Dec. 26, 2006 - three days after he had coached his Southlake Carroll High School football team to its fourth state championship in five years. As one of the most widely respected high school football coaches in the nation, Dodge led Southlake Carroll to a 79-1 record over his final five years, with the only loss coming by a single point in the 2003 state championship game. Dodge closed his high school career with an amazing 48-game winning streak.

Dodge had already been familiar with the Mean Green, having served as an offensive assistant coach in 1992 and 1993. During his tenure he helped direct the Mean Green offense to a per-game average of 348 yards and 26 points. He oversaw the progression of quarterback Mitch Maher, who holds numerous Mean Green offensive records, including pass completions, passing yards, and total offense. Maher went on to play for the Canadian Football League's Shreveport Pirates.

Prior to coming to North Texas, Dodge's name had become synonymous with high school football success on the national scale. In addition to winning four class 5A state championships in five years, Southlake Carroll was recognized as national champions by USA Today in 2004 and 2006, and by PrepNation.com in 2005. Dodge amassed a 98-11 record overall at Carroll after taking over in 2000. In 2005, the Dragons set the Texas 5A state record for most points in a single season by tallying 764.

Dodge was named National Coach of the Year by Schutt Sports in 2004 and by USA Today in 2005. In 2006 PrepNation.com named him the Southwest Region coach of the year.



## 2009 GAME RECAPS



**North Texas**  
**Ball State**

**20**  
**10**



**Ohio**  
**North Texas**

**31**  
**30**

**September 3, 2009**

**Scheumann Stadium • Muncie, Indiana**

MUNCIE, Ind. (9/3/09) - The North Texas football team left the '08 season in the rear view mirror, downing Ball State 20-10 in the season opener on Thursday night.

The Mean Green (1-0) won just its second season opener since 1997, and its first non-conference road game since 1999, with a gritty performance in front of 16,054 fans at Scheumann Stadium and a national TV audience on ESPNU. The win snapped the Cardinals (0-1) 14-game regular season winning streak that dated back to Nov. of 2007.

Needing to respond to a Ball State fourth-quarter game-tying touchdown, the Mean Green did just that. On the ensuing drive, Riley Dodge hooked up with Jamaal Jackson for 59 yards to take NT down to the one. Two plays later Dodge found Michael Outlaw in the corner of the end zone to put North Texas up 17-10.

Dodge made the most of his first collegiate action by completing his first 11 passes. The redshirt freshman drove the Mean Green 55 yards before Lance Dunbar punched into the end zone on a three yard dive to open the scoring on their first possession.

He was aided by a potent running game led by Cam Montgomery, who broke lose for 149 yards on 8.8 yards per carry. North Texas piled up 296 rushing yards and racked up 512 total yards.

The defense pitched a first half shut-out thanks to third-down stops and a key turnover. Just inside the second quarter Royce Hill jumped in front of a Kelly Page pass on the six yard line and returned it to the house.

Dodge & Co. controlled the edge of the field and the play clock for the entire first half. NT rushed for 160 yards in the half, most coming off left tackle behind captain Victor Gill.

The Mean Green defense held the Cardinals on a lengthy drive midway through the third quarter. Ball State got as far as the 1-yard line before the NT defense forced a short field goal to cut the lead to 10-3.

**September 12, 2009**

**Fouts Field • Denton, Texas**

DENTON, Texas (9/12/09) - Ohio connected on a two-point conversion in the second overtime to give the Bobcats a 31-30 victory against North Texas on Saturday night at Fouts Field.

On a rain-soaked field, the Mean Green and the Bobcats both struggled to hold onto the ball. The two teams combined for seven turnovers. Each team threw an interception and both resulted in touchdowns.

North Texas took an early 10-0 advantage, but Ohio pecked away at the lead. The Bobcats took their first lead, 20-17, in the fourth quarter, and North Texas sent it into overtime with a field goal. The two teams exchanged field goals in the first overtime period, and North Texas took the first lead in the second overtime with a touchdown and an extra point.



After North Texas went ahead, 30-23, on a Cam Montgomery touchdown in the second overtime, Theo Scott connected with Taylor Price twice to secure the win. First, Scott hit Price on fourth down from 15 yards out to come within one point of NT, 30-29.

The Bobcats went for the two-point conversion from the two-yard line after a roughing the passer penalty against North Texas. Scott connected with Price again for the win.

Montgomery rushed for 88 yards on 22 carries in the game. Riley Dodge completed 12 of 20 passes for 117 yards and one touchdown, while Nathan Tune went 9-for-14 for 69 yards. Tune came in the game at the end of the third quarter after Dodge hurt his shoulder and had to come out of the game.

Jeremy Knott tied the game, 20-20, in regulation with an 18-yard field goal with 46 seconds left in the game. The Mean Green had reached the one-yard line off a nine-yard pass from Tune to Montgomery but was unable to get into the endzone on the next two rushes.

Kenny Jackson gave Ohio its first lead of the game, 20-17, with a 69-yard interception return for a touchdown with 8:44 left in the game. It was the first time that North Texas has trailed this season.



|             | 1 | 2 | 3 | 4  | Score |
|-------------|---|---|---|----|-------|
| North Texas | 7 | 3 | 0 | 10 | 20    |
| Ball State  | 0 | 0 | 3 | 7  | 10    |

|                 | NT      | BSU     |
|-----------------|---------|---------|
| First Downs     | 27      | 16      |
| Rushes-Yards    | 51-296  | 24-169  |
| Passing Yards   | 216     | 140     |
| Passes (A-C-I)  | 33-23-1 | 35-15-1 |
| Total Offense   | 512     | 309     |
| Fumbles-Lost    | 1-1     | 1-1     |
| Penalties-Yards | 9-81    | 4-30    |
| Time of Poss.   | 37:18   | 22:42   |

**RUSHING:** North Texas- Montgomery 17-149, Dodge 12-73. BSU- Lewis 15-103, Page 7-53

**PASSING:** North Texas- Dodge 23-33-216-1. BSU- Page 34-15-140-1.

**RECEIVING:** North Texas- Ja. Jackson 4-86, Outlaw 7-43. BSU - White 4-47, Orsbon 2-38 .

Attendance 16,054

|             | 1 | 2 | 3  | 4 | OT | OT | Score |
|-------------|---|---|----|---|----|----|-------|
| Ohio        | 0 | 3 | 10 | 7 | 3  | 8  | 31    |
| North Texas | 3 | 7 | 7  | 3 | 3  | 7  | 30    |

|                 | Ohio    | NT      |
|-----------------|---------|---------|
| First Downs     | 15      | 19      |
| Rushes-Yards    | 44-63   | 40-115  |
| Passing Yards   | 169     | 186     |
| Passes (A-C-I)  | 31-16-1 | 35-21-1 |
| Total Offense   | 232     | 301     |
| Fumbles-Lost    | 3-2     | 4-3     |
| Penalties-Yards | 14-138  | 9-77    |
| Time of Poss.   | 32:29   | 27:31   |

**RUSHING:** Ohio- Garrett 17-61, Price 1-16. North Texas- Montgomery 22-88, Dunbar 7-29.

**PASSING:** Ohio- T. Scott 7-17-1-92, B. Jackson 9-14-0-77. North Texas - Dodge 12-20-0,117, Tune 9-15-1-69.

**RECEIVING:** Ohio- Price 7-68, Dunlop 1-32. North Texas - Lott 7-61, Carey 6-47.

Attendance 16,674



## 2009 GAME RECAPS



### North Texas

### 7



### No. 4 Alabama

### 53


**September 19, 2009**

**Bryant-Denny Stadium • Tuscaloosa, Alabama**

TUSCALOOSA, Ala. (9/19/09) - The North Texas football team couldn't keep up with the Crimson Tide, falling to No. 4 Alabama 53-7 on Saturday.

Alabama (3-0) struck early and often, rolling up 523 yards of total offense and scores on nine of their 11 drives. The Crimson Tide defense was as good as advertised, holding the Mean Green (1-2) to 187 total yards and just 61 rushing yards.

Quarterback Nathan Tune led the Mean Green on a smooth scoring drive late in the third. The junior hooked up with Michael Outlaw for 32 yards on an improvised roll out, and found Lance Dunbar just two plays later in the left flat. Dunbar rocketed 34 yards untouched into the endzone.



The touchdown pass was the first in Tune's career, and capped off a 5-play, 78-yard drive. Tune was efficient against the Crimson Tide, completing 16-of-23 attempts for 126 yards and a score.

The North Texas defense made things interesting out of the gate. On the game's opening play, Sam Owusu-Hemeng's speed rush fired him around the Crimson Tide left tackle and into quarterback Greg McElroy, who coughed up the football. Brandon Akpunku scooped it up for the Mean Green, leaving the crowd of 92,012 stunned.

Alabama struck first when McElroy, a former Southlake Carroll quarterback under NT head coach Todd Dodge, led the Crimson Tide on a 13-play, 95-yard drive. The junior capped the drive with a two-yard plunge over the right endzone pylon to put Alabama on top 7-0.

McElroy would lead the Crimson Tide on three more touchdown drives, and 352 yards of offense in the opening half alone.

North Texas receiver Darius Carey was the Mean Green's most effective offensive weapon. The freshman caught five passes for 34 yards. James Hamilton found success running the ball late, grinding out 31 yards on seven touches.

|                 | 1       | 2     | 3  | 4       | Score |
|-----------------|---------|-------|----|---------|-------|
| North Texas     | 0       | 0     | 7  | 0       | 7     |
| Alabama         | 14      | 16    | 14 | 9       | 53    |
|                 |         |       | NT | Alabama |       |
| First Downs     |         |       | 7  | 28      |       |
| Rushes-Yards    |         | 26-61 |    | 45-260  |       |
| Passing Yards   |         | 126   |    | 263     |       |
| Passes (A-C-I)  | 23-16-1 |       |    | 28-22-0 |       |
| Total Offense   |         | 187   |    | 523     |       |
| Fumbles-Lost    |         | 1-0   |    | 4-1     |       |
| Penalties-Yards | 3-27    |       |    | 2-15    |       |
| Time of Poss.   | 29:17   |       |    | 30:43   |       |

**RUSHING:** North Texas- Hamilton 7-31. Alabama- Ingram 8-91, Richardson 11-87.

**PASSING:** North Texas-Tune 23-16-126-0. Alabama- McElroy 15-13-176-0, Jackson 13-9-87-0

**RECEIVING:** North Texas- Dunbar 2-40, Carey 5-34. . Alabama - Maze 4-49, McCoy 3-38. .

*Attendance 92,012*



## 2009 MEAN GREEN GAME-BY-GAME RESULTS

|                          | Tm. Rushing<br>(Att.-Yds.-TDs) |          | Tm. Passing<br>(Att.-Comp.-Yds.-Int-TDs) |               | Tm. Total Offense |     | Tm. First Downs |     | Fumbles-Lost |     |
|--------------------------|--------------------------------|----------|--|---------------|-------------------|-----|-----------------|-----|--------------|-----|
|                          | NT                             | Opp      | NT                                       | Opp           | NT                | Opp | NT              | Opp | NT           | Opp |
| at Ball State            | 51-296-1                       | 24-169-1 | 33-23-216-1-1                            | 35-15-140-1-0 | 512               | 309 | 27              | 16  | 1-1          | 1-1 |
| Ohio                     | 40-115-2                       | 44-63-0  | 35-21-186-1-1                            | 31-16-169-1-2 | 301               | 232 | 19              | 15  | 4-3          | 3-2 |
| at Alabama               | 26-61-0                        | 45-260-5 | 23-16-126-0-1                            | 28-22-263-0-2 | 187               | 523 | 7               | 28  | 1-0          | 4-1 |
| Middle Tennessee         |                                |          |  |               |                   |     |                 |     |              |     |
| at Louisiana-Lafayette   |                                |          |  |               |                   |     |                 |     |              |     |
| Florida Atlantic         |                                |          |  |               |                   |     |                 |     |              |     |
| at Troy                  |                                |          |  |               |                   |     |                 |     |              |     |
| Western Kentucky         |                                |          |  |               |                   |     |                 |     |              |     |
| ULM                      |                                |          |  |               |                   |     |                 |     |              |     |
| at Florida International |                                |          |  |               |                   |     |                 |     |              |     |
| Army                     |                                |          |  |               |                   |     |                 |     |              |     |
| Arkansas State           |                                |          |  |               |                   |     |                 |     |              |     |

### Individual Rushing (Att.-Yds.-TD)

|                          | L. Dunbar | C. Montgomery |
|--------------------------|-----------|---------------|
| at Ball State            | 16-63-1   | 17-149-0      |
| Ohio                     | 7-29-0    | 22-88-2       |
| at Alabama               | 5-5-0     | 7-8-0         |
| Middle Tennessee         |           |               |
| at Louisiana-Lafayette   |           |               |
| Florida Atlantic         |           |               |
| at Troy                  |           |               |
| Western Kentucky         |           |               |
| ULM                      |           |               |
| at Florida International |           |               |
| Army                     |           |               |
| Arkansas State           |           |               |

### Individual Passing (Att.-Comp.-Yds.-Int.-TD)

|                          | Riley Dodge   | N. Tune       |
|--------------------------|---------------|---------------|
| at Ball State            | 33-23-216-1-1 | ----          |
| Ohio                     | 20-12-117-0-1 | 15-9-69-1-0   |
| at Alabama               | ---           | 23-16-126-0-1 |
| Middle Tennessee         |               |               |
| at Louisiana-Lafayette   |               |               |
| Florida Atlantic         |               |               |
| at Troy                  |               |               |
| Western Kentucky         |               |               |
| ULM                      |               |               |
| at Florida International |               |               |
| Army                     |               |               |
| Arkansas State           |               |               |

### Individual Receiving (Rec.-Yds.-TD)

|                          | Jamaal Jackson | M. Outlaw | B.J. Lewis | K. Dickerson | Alex Lott | Darius Carey |
|--------------------------|----------------|-----------|------------|--------------|-----------|--------------|
| at Ball State            | 4-86-0         | 7-43-1    | ----       | 4-24-0       | 1-13-0    | 1-6-0        |
| Ohio                     | 3-41-0         | 2-12-0    | ---        | ----         | 7-61-0    | 6-47-0       |
| at Alabama               | 4-1-0          | 2-34-0    | ---        | ---          | ---       | 5-34-0       |
| Middle Tennessee         |                |           |            |              |           |              |
| at Louisiana-Lafayette   |                |           |            |              |           |              |
| Florida Atlantic         |                |           |            |              |           |              |
| at Troy                  |                |           |            |              |           |              |
| Western Kentucky         |                |           |            |              |           |              |
| ULM                      |                |           |            |              |           |              |
| at Florida International |                |           |            |              |           |              |
| Army                     |                |           |            |              |           |              |
| Arkansas State           |                |           |            |              |           |              |



## NORTH TEXAS INDIVIDUAL LEADERS BY GAME

| Game                     | Rushing (att-yds-td)     | Passing (att-comp-yds-td) | Receiving (rec-yds-td)  | Tackles           |
|--------------------------|--------------------------|---------------------------|-------------------------|-------------------|
| at Ball State            | C. Montgomery (17-149-0) | Riley Dodge (33-23-216-1) | Jamaal Jackson (4-86-0) | C. Robertson (12) |
| Ohio                     | C. Montgomery (22-88-2)  | Riley Dodge (20-12-117-1) | Alex Lott (7-61-0)      | Tobe Nwigwe (15)  |
| at Alabama               | J. Hamilton (7-31-0)     | Nathan Tune (23-16-126-1) | Lance Dunbar (2-40-0)   | D. Cook (11)      |
| Middle Tennessee         |                          |                           |                         |                   |
| at Louisiana-Lafayette   |                          |                           |                         |                   |
| Florida Atlantic         |                          |                           |                         |                   |
| at Troy                  |                          |                           |                         |                   |
| Western Kentucky         |                          |                           |                         |                   |
| ULM                      |                          |                           |                         |                   |
| at Florida International |                          |                           |                         |                   |
| Army                     |                          |                           |                         |                   |
| Arkansas State           |                          |                           |                         |                   |

## OPPONENT INDIVIDUAL LEADERS BY GAME

| Game                     | Rushing (att-yds-td)     | Passing (att-comp-yds-td)  | Receiving (rec-yds-td) | Tackles          |
|--------------------------|--------------------------|----------------------------|------------------------|------------------|
| at Ball State            | MiQuale Lewis (15-103-1) | Kelly Page (34-15-140-1)   | Seth White (4-47-0)    | A. Knipp (10)    |
| Ohio                     | Chris Garrett (17-61-0)  | Theo Scott (17-7-92-2)     | Taylor Price (7-68-1)  | Noah Keller (13) |
| at Alabama               | Mark Ingram (8-91-1)     | Greg McElroy (15-13-176-2) | Marquis Maze (4-49-1)  | Chris Jordan (6) |
| Middle Tennessee         |                          |                            |                        |                  |
| at Louisiana-Lafayette   |                          |                            |                        |                  |
| Florida Atlantic         |                          |                            |                        |                  |
| at Troy                  |                          |                            |                        |                  |
| Western Kentucky         |                          |                            |                        |                  |
| ULM                      |                          |                            |                        |                  |
| at Florida International |                          |                            |                        |                  |
| Army                     |                          |                            |                        |                  |
| Arkansas State           |                          |                            |                        |                  |

## SUN BELT CONFERENCE PLAYERS OF THE WEEK

| Week     | Offense              | Defense               | Special Teams        |
|----------|----------------------|-----------------------|----------------------|
| Sept. 7  | Riley Dodge (NT)     | C. Robertson (NT)     | Spencer Ortego (ULL) |
| Sept. 14 | Dwight Dasher (MTSU) | Antwyne Zanders (ULL) | Tyler Albrecht (ULL) |
| Sept. 21 | Levi Brown (Troy)    | Chris McCoy (MTSU)    | Alan Gendreau (MTSU) |
| Sept. 28 |                      |                       |                      |
| Oct. 5   |                      |                       |                      |
| Oct. 12  |                      |                       |                      |
| Oct. 19  |                      |                       |                      |
| Oct. 26  |                      |                       |                      |
| Nov. 2   |                      |                       |                      |
| Nov. 9   |                      |                       |                      |
| Nov. 16  |                      |                       |                      |
| Nov. 23  |                      |                       |                      |
| Nov. 30  |                      |                       |                      |



## 2008 MEAN GREEN STARTING LINEUPS

### Offense

| Game                     | LT        | LG    | C       | RG     | RT       | WR       | WR          | WR    | WR     | RB         | QB    |
|--------------------------|-----------|-------|---------|--------|----------|----------|-------------|-------|--------|------------|-------|
| at Ball State            | Gill      | Drake | Johnson | Bailey | Santiago | Roberson | Ja. Jackson | Lewis | Outlaw | Montgomery | Dodge |
| Ohio                     | Gill      | Drake | Johnson | Bailey | Santiago | Carey    | Ja. Jackson | Lott  | Outlaw | Montgomery | Dodge |
| at Alabama               | Tomlinson | Drake | Johnson | Bailey | Santiago | Lewis    | Ja. Jackson | Carey | Outlaw | Montgomery | Tune  |
| Middle Tennessee         |           |       |         |        |          |          |             |       |        |            |       |
| at Louisiana-Lafayette   |           |       |         |        |          |          |             |       |        |            |       |
| Florida Atlantic         |           |       |         |        |          |          |             |       |        |            |       |
| at Troy                  |           |       |         |        |          |          |             |       |        |            |       |
| Western Kentucky         |           |       |         |        |          |          |             |       |        |            |       |
| ULM                      |           |       |         |        |          |          |             |       |        |            |       |
| at Florida International |           |       |         |        |          |          |             |       |        |            |       |
| Army                     |           |       |         |        |          |          |             |       |        |            |       |
| Arkansas State           |           |       |         |        |          |          |             |       |        |            |       |

### Defense

| Game                     | DT      | DT       | DE      | DE           | MLB    | LOLB    | ROLB      | CB      | CB    | S     | S    |
|--------------------------|---------|----------|---------|--------------|--------|---------|-----------|---------|-------|-------|------|
| at Ball State            | Ross    | Gilmore  | Akpunku | Owusu-Hemeng | Nwigwe | K. Hill | Robertson | R. Hill | Adams | Smith | Cook |
| Ohio                     | Jackson | Atkinson | Akpunku | Owusu-Hemeng | Nwigwe | K. Hill | Robertson | R. Hill | Adams | Smith | Cook |
| at Alabama               | Gilmore | Atkinson | Akpunku | Owusu-Hemeng | Nwigwe | K. Hill | Robertson | R. Hill | Adams | Smith | Cook |
| Middle Tennessee         |         |          |         |              |        |         |           |         |       |       |      |
| at Louisiana-Lafayette   |         |          |         |              |        |         |           |         |       |       |      |
| Florida Atlantic         |         |          |         |              |        |         |           |         |       |       |      |
| at Troy                  |         |          |         |              |        |         |           |         |       |       |      |
| Western Kentucky         |         |          |         |              |        |         |           |         |       |       |      |
| ULM                      |         |          |         |              |        |         |           |         |       |       |      |
| at Florida International |         |          |         |              |        |         |           |         |       |       |      |
| Army                     |         |          |         |              |        |         |           |         |       |       |      |
| Arkansas State           |         |          |         |              |        |         |           |         |       |       |      |

## NORTH TEXAS 2009 OPPONENTS OVERVIEW

### BALL STATE

#### CARDINALS

2009 Record - 0-3

vs. NT - L, 20-10

Last Game - L, 24-17 at Army



### LOUISIANA-LAFAYETTE

#### RAGIN CAJUNS

2009 Record - 2-1

vs. NT -

Last Game - L, 31-3 at LSU



### ULM

#### WARHAWKS

2009 Record - 1-2

vs. NT -

Last Game - L, 38-14 at Arizona St.



### OHIO

#### BOBCATS

2009 Record - 2-1

vs. NT - W, 31-30 2 OT's

Last Game - W, 28-10 vs. Cal Poly



### FLORIDA ATLANTIC

#### OWLS

2009 Record - 0-2

vs. NT -

Last Game - L, 38-16 at S. Carolina



### FLORIDA INTERNATIONAL

#### GOLDEN PANTHERS

2009 Record - 0-2

vs. NT -

Last Game - L, 23-15 at Rutgers



### ALABAMA

#### CRIMSON TIDE

2009 Record - 3-0

vs. NT - W, 53-7

Last Game - W, 53-7 vs. North Texas



### TROY

#### TROJANS

2009 Record - 1-2

vs. NT -

Last Game - W, 27-14 vs. UAB



### ARMY

#### BLACK KNIGHTS

2009 Record - 2-1

vs. NT -

Last Game - W, 24-17 vs. Ball State



### MIDDLE TENNESSEE

#### BLUE RAIDERS

2009 Record - 2-1

vs. NT -

Last Game - W, 32-31 vs. Maryland



### WESTERN KENTUCKY

#### HILLTOPPERS

2009 Record - 0-3

vs. NT -

Last Game - L, 28-7 vs. C. Arkansas



### ARKANSAS STATE

#### RED WOLVES

2009 Record - 1-1

vs. NT -

Last Game - L, 38-9 at Nebraska





## NORTH TEXAS SCORING DRIVES

| Opponent   | Qtr. | Plys-Yds | Time  | Result                      |
|------------|------|----------|-------|-----------------------------|
| Ball State | 1    | 8-55     | 3:32  | TD, Lance Dunbar 5 yd run   |
| Ball State | 2    | 15-81    | 6:51  | FG, Knott 24 yd FG          |
| Ball State | 4    | 4-66     | 1:48  | TD, Outlaw 4 yd catch       |
| Ball State | 4    | 7-25     | 2:46  | FG, Knott 19 yd FG          |
| Ohio       | 1    | 4-5      | 0:55  | FG, Knott 32 yd FG          |
| Ohio       | 2    | 6-37     | 2:40  | TD, Montgomery 4 yd run     |
| Ohio       | 3    | 8-60     | 4:38  | TD, Ja. Jackson 16 yd catch |
| Ohio       | 4    | 11-57    | 2:46  | FG, Knott 18 yd FG          |
| Ohio       | OT   | 6-20     | ----- | FG, Knott 22 yd FG          |
| Ohio       | 2OT  | 4-25     | ----- | TD, Montgomery 7 yd run     |
| Alabama    | 3    | 5-78     | 2:18  | TD, Dunbar 34 yd catch      |



## OPPONENT SCORING DRIVES

| Team       | Qtr. | Plys-Yds | Time | Result                           |
|------------|------|----------|------|----------------------------------|
| Ball State | 3    | 9-66     | 3:44 | FG, McGarvey 21 yd FG            |
| Ball State | 4    | 3-35     | 0:41 | TD, Lewis 27 yd run              |
| Ohio       | 2    | 12-33    | 3:48 | FG, Weller 44 yd FG              |
| Ohio       | 2    | 4-5      | 0:55 | FG, Weller 47 yd FG              |
| Ohio       | 3    | 1-32     | 0:08 | TD, Dunlop 32 yd catch           |
| Ohio       | 4    | ----     | ---- | TD, 69 yd int. return by Jackson |
| Ohio       | OT   | 7-8      | ---- | FG, Weller 35 yd FG              |
| Ohio       | 2OT  | 4-25     | ---- | TD, Price 15 yd catch            |
| Alabama    | 1    | 13-95    | 5:52 | TD, McElroy 2 yd run             |
| Alabama    | 1    | 6-67     | 2:35 | TD, Maze 34 catch                |
| Alabama    | 2    | 5-83     | 2:10 | TD, Richardson 1 yd run          |
| Alabama    | 2    | 7-68     | 3:25 | TD, Ingram 29 yd catch           |
| Alabama    | 2    | 11-36    | 2:08 | FG, Tiffin 35 yd FG              |
| Alabama    | 3    | 3-39     | 0:54 | TD, Ingram 5 yd run              |
| Alabama    | 3    | 6-33     | 2:33 | TD, Grant 1 yd run               |
| Alabama    | 4    | 11-37    | 5:29 | FG, Tiffin 20 yd FG              |
| Alabama    | 4    | 8-56     | 3:43 | TD, Grant 9 yd run               |





## 2009 NORTH TEXAS LONG PLAYS

### Pass (30 yards or greater)

- 59- Riley Dodge to Jamaal Jackson vs. Ball State (9-3-09)
- 34- Nathan Tune to Lance Dunbar vs. Alabama (9-19-09)\*
- 32- Nathan Tune to Michael Outlaw vs. Alabama (9-19-09)

### Rush (20 yards or greater)

- 25- Cam Montgomery vs. Ball State (9-3-09)

### Punt (50 yards or greater)

- 52- Will Atterberry vs. Alabama (9-19-09)
- 51- Will Atterberry vs. Ball State (9-3-09)

### Kick Return (30 yards or greater)

### Punt Return (20 yards or greater)

### Field Goal (40 yards or greater)

### Interception (20 yards or greater)

- 57- Royce Hill vs. Ball State (9-3-09)

\* *Touchdown*



## 2009 OPPONENT LONG PLAYS

### Pass (30 yards or greater)

- 34- Greg McElroy to Marquis Maze (9-19-09)\*
- 34- Kelly Page to Briggs Orsbon (9-3-09)
- 32- Theo Scott to Riley Dunlop (9-12-09)

### Rush (20 yards or greater)

- 38- Tony Richardson (9-19-09)
- 31- MiQuale Lewis (9-3-09)
- 27- MiQuale Lewis (9-3-09)\*
- 22- Mark Ingram (9-19-09)

### Punt (50 yards or greater)

- 63- Scott Kovanda, 9-3-09)

### Kick Return (30 yards or greater)

- 61- Javier Arenas (9-19-09)

### Punt Return (20 yards or greater)

- 36- Javier Arenas (9-19-09)
- 30- Riley Dunlop (9-12-09)

### Field Goal (40 yards or greater)

- 47- Matt Weller (9-12-09)
- 44- Matt Weller (9-12-09)

### Interception (20 yards or greater)

- 69- Kenny Jackson (9-12-09)\*

\* *Touchdown*



## LAST TIME IT HAPPENED...

### INDIVIDUAL

#### RUSHING FOR OVER 150 YARDS

**NT:** Evan Robertson, 201 yards, vs. FAU, 11-18-06

**Opp:** Phillip Tanner, 159 yards, Middle Tennessee, 11-22-08

#### RUSHING FOR OVER 200 YARDS

**NT:** Evan Robertson, 201 yards vs. FAU 11-18-06

**Opp:** Irving Spikes, 254 yards, NE Louisiana, 11-20-93

#### RUSHED FOR TWO TOUCHDOWNS IN A GAME

**NT:** Cam Montgomery, (2), vs. Ohio, 9-12-09

**Opp:** Terry Grant, (2), Alabama, 9-19-09

#### RUSHED FOR THREE TOUCHDOWNS IN A GAME

**NT:** Jamario Thomas (3), vs. WKU, 11-24-07

**Opp:** Zerb Singleton (3), Navy, 11-10-07

#### TWO RUNNERS OVER 100 YARDS IN A GAME

**NT:** Patrick Cobbs (131) & Roy Bishop (107) vs. Baylor, 9-6-03

**Opp:** David Wolke (178) & Tyrell Hayden (117) WKU, 11-1-08

#### PASSING FOR OVER 300 YARDS

**NT:** Giovanni Vizza, 362 yards, vs. ULM, 10-18-08

**Opp:** Levi Brown, 391, Troy, 10-25-08

#### PASSING FOR OVER 400 YARDS

**NT:** Giovanni Vizza, 478 yards, vs. Navy, 11-10-07

**Opp:** David Johnson, 418 yards, vs. Tulsa, 9-6-08

#### PASSING FOR THREE TOUCHDOWNS IN A GAME

**NT:** Giovanni Vizza (4), vs. WKU, 11-1-08

**Opp:** Rusty Smith (4), FAU, 11-8-08

#### PASSING FOR FOUR TOUCHDOWNS IN A GAME

**NT:** Giovanni Vizza (4), vs. WKU, 11-1-08

**Opp:** Rusty Smith (4), FAU, 11-8-08

#### RECEIVING YARDS OVER 150

**NT:** Casey Fitzgerald, 231 yards, vs. ULL 10-11-08

**Opp:** Devin Lowry, 160 yards, SMU, 9-8-07

#### RECEIVING YARDS OVER 200

**NT:** Casey Fitzgerald, 231 yards, vs. ULL, 10-11-08

**Opp:** Trevor Insley, 263 yards, Nevada, 10-30-99

#### THREE TOUCHDOWNS RECEIVING

**NT:** Casey Fitzgerald (5) vs. Navy, 11-10-07

**Opp:** Jason Chery, ULL (3), 10-11-08

#### TWO RECEIVERS OVER 100 YARDS IN A GAME

**NT:** Casey Fitzgerald (134), Corey Washington (127), & Sam Dibrell (113) vs. Navy, 11-10-07

**Opp:** J. Dillard (114) & Toren Dixon (101), Rice, 9-27-08

#### THREE TOUCHDOWNS SCORED IN A GAME

**NT:** Jamario Thomas (3), vs. WKU, 11-24-07

**Opp:** Jason Chery (5), ULL, 10-11-08

#### FOUR TOUCHDOWNS SCORED IN A GAME

**NT:** Casey Fitzgerald (5), vs. Navy, 11-10-07

**Opp:** Jason Chery (5), ULL, 10-11-08

#### FOUR FIELD GOALS IN A GAME

**NT:** Denis Hopovac, 5 field goals vs. FIU, 10-7-06

**Opp:** Nick Browne, TCU, 9-1-01

#### PUNT RETURN FOR A TOUCHDOWN

**NT:** Johnny Quinn, 85 yards vs. Louisiana-Monroe 10-30-04

**Opp:** Triland Holliday, 92 yards, LSU, 9-13-08

#### KICKOFF RETURN FOR A TOUCHDOWN

**NT:** Broderick McGrew, 100 yards vs. Utah State, 11-14-98

**Opp:** Jorrick Calvin, 95 yards, Troy, 10-25-08

#### INTERCEPTION RETURN FOR A TOUCHDOWN

**NT:** Tobe Nwigwe, 97 yards, vs. WKU, 11-1-08

**Opp:** Kenny Jackson, 69 yards, Ohio, 9-12-09

#### FUMBLE RETURN FOR A TOUCHDOWN

**NT:** T.J. Covington, 100 yards, vs. Utah State 10-9-04

**Opp:** Aaron Lewis, 0 yards, Texas, 9-2-06

#### BLOCKED PUNT RETURN FOR A TOUCHDOWN

**NT:** Chris Neal, vs. WKU, 5 yards, 11-24-07

**Opp:** Alonzo Phillips, FIU, 11 yards, 10-4-08

#### SAFETY SCORED

**NT:** Team vs. UL-Lafayette, 11-4-06

**Opp:** Team, Navy, 11-10-07

#### BLOCKED FIELD GOAL RETURN FOR A TD

**NT:** Phillip Littlejohn, 66 yards, vs. Idaho, 10-4-97

**Opp:** Gary Love, Arizona, 60 yards, 9-28-02

### TEAM

#### 300 YARDS RUSHING IN A GAME

**NT:** 334 yards vs. Idaho, 11-13-04

**Opp:** 314 yards vs. WKU, 11-1-08

#### 400 YARDS PASSING IN A GAME

**NT:** 478 yards vs. Navy 11-10-07

**Opp:** 439 yards, Troy, 10-25-08

#### 500 YARDS IN TOTAL OFFENSE

**NT:** 512 yards vs. Ball State 9-3-09

**Opp:** 523 vs. Alabama 9-19-09

#### 50 RUSHING ATTEMPTS

**NT:** 51 vs. Ball State, 9-3-09

**Opp:** 57, Navy, 11-10-07

#### 80 OFFENSIVE PLAYS

**NT:** 84 vs. Ball State, 9-3-09

**Opp:** 84, Arkansas State, 11-15-07

#### 50+ POINTS IN A GAME

**NT:** 51 vs. WKU, 11-1-08

**Opp:** 53 vs. Alabama, 9-19-09

#### 60+ POINTS IN A GAME

**NT:** 62, vs. Navy, 11-10-07

**Opp:** 77, vs. Rice, 9-27-08

#### 30 FIRST DOWNS

**NT:** 31 vs. ULM, 10-18-08

**Opp:** 31, Navy, 11-10-07

#### SHUTOUT RECORDED

**NT:** 21-0 vs. Troy State, 10-30-03

**Opp:** 35-0, Middle Tennessee, 9-30-06

#### LESS THAN 200 YARDS TOTAL OFFENSE ALLOWED

**NT:** 187 vs. Alabama, 9-19-09

**Opp:** 137, UL-Monroe, 11-18-06

#### LESS THAN 100 YARDS RUSHING ALLOWED

**NT:** 63, Ohio, 9-12-09

**Opp:** 61 vs. Alabama 9-19-09

#### LESS THAN 100 YARDS PASSING ALLOWED

**NT:** 40, vs. Troy, 10-4-05

**Opp:** 63, UL-Monroe, 11-18-06



## MEAN GREEN CAREER HIGHS

### #11 Riley Dodge, QB, Fr.

|                    |                             |
|--------------------|-----------------------------|
| Attempts           | 33 vs. Ball State (9-3-09)  |
| Completions        | 23 vs. Ball State (9-3-09)  |
| Passing Yards      | 216 vs. Ball State (9-3-09) |
| Passing Touchdowns | 1, twice                    |
| Long Pass          | 59 vs. Ball State (9-3-09)  |
| Rushes             | 12 vs. Ball State (9-3-09)  |
| Rushing Yards      | 73 vs. Ball State (9-3-09)  |
| Longest Rush       | 27 vs. Tulsa (9-6-08)       |
| Rushing Touchdowns |                             |

### #26 Cam Montgomery, RB, Sr.

|               |                             |
|---------------|-----------------------------|
| Rushes        | 23 vs. ULM (10-18-08)       |
| Rushing Yards | 149 vs. Ball State (9-3-09) |
| Longest Rush  | 42 vs. MTSU (11-22-08)      |
| Touchdowns    | 2, three times              |

### #5 Lance Dunbar, RB, So

|               |                            |
|---------------|----------------------------|
| Rushes        | 16 vs. Ball State (9-3-09) |
| Rushing Yards | 72 vs. Tulsa (9-6-08)      |
| Longest Rush  | 24 vs. FIU (10-4-08)       |
| Reception     | 34 vs. Alabama (9-19-09)   |
| Touchdowns    | 1, three times             |

### #2 James Hamilton, RB, So.

|               |                                   |
|---------------|-----------------------------------|
| Rushes        | 7 vs. Florida Atlantic (11-8-08)  |
| Rushing Yards | 31, twice                         |
| Longest Rush  | 23 vs. Florida Atlantic (11-8-08) |
| Reception     | 15 vs. Western Kentucky (11-1-08) |
| Touchdowns    | 1 vs. Florida Atlantic (11-8-08)  |

### #15 Jamaal Jackson, WR, Jr.

|                 |                            |
|-----------------|----------------------------|
| Receptions      | 4 vs. Ball State (9-3-09)  |
| Receiving Yards | 86 vs. Ball State (9-3-09) |
| Touchdowns      | 1 vs. Ohio (9-12-09)       |
| Long Reception  | 59 vs. Ball State (9-3-09) |

### #82 Michael Outlaw, WR, Jr.

|                 |                            |
|-----------------|----------------------------|
| Receptions      | 7 vs. Ball State (9-3-09)  |
| Receiving Yards | 43 vs. Ball State (9-3-09) |
| Touchdowns      | 1 vs. Ball State (9-3-09)  |
| Long Reception  | 32 vs. Alabama (9-19-09)   |

### #4 Alex Lott, WR, Jr.

|                 |                      |
|-----------------|----------------------|
| Receptions      | 7, twice             |
| Receiving Yards | 69 vs. FIU (10-4-08) |
| Touchdowns      | 1, twice             |
| Long Reception  | 19 vs. FIU (10-4-08) |

### #19 Darius Carey, WR, Fr.

|                 |                          |
|-----------------|--------------------------|
| Receptions      | 6 vs. Ohio (9-12-09)     |
| Receiving Yards | 47 vs. Ohio (9-12-09)    |
| Touchdowns      |                          |
| Long Reception  | 17 vs. Alabama (9-19-09) |

### #9 B. J. Lewis, WR, So.

|                 |                                   |
|-----------------|-----------------------------------|
| Receptions      | 3, twice                          |
| Receiving Yards | 44 vs. Florida Atlantic (9-22-08) |
| Touchdowns      |                                   |
| Long Reception  | 23 vs. Florida Atlantic (9-22-08) |

### #49 Jeremy Knott, K, Jr.

|                  |                               |
|------------------|-------------------------------|
| Long Field Goal  | 47 yards vs. Tulsa (9-6-08)   |
| Most Field Goals | 3, three times                |
| Most Made PATs   | 3 vs. UL-Lafayette (10-11-08) |

### #47 Brandon Akpunku, DE, So.

|                  |                        |
|------------------|------------------------|
| Tackles          | 8 vs. Ohio (9-12-09)   |
| Tackles For Loss | 2.5 vs. Ohio (9-12-09) |
| Sacks            | 0.5 vs. Ohio (9-12-09) |

### #94 Eddrick Gilmore, DT, Sr.

|                  |                                 |
|------------------|---------------------------------|
| Tackles          | 6 vs. Ohio (9-12-09)            |
| Tackles For Loss | 2.0, twice                      |
| Sacks            | 2 vs. Arkansas State (11-29-08) |

### #99 Shavod Atkinson, DT, Jr.

|                  |                        |
|------------------|------------------------|
| Tackles          | 2 vs. Ohio (9-12-09)   |
| Tackles For Loss | 2.0 vs. Ohio (9-12-09) |
| Sacks            | 2.0 vs. Ohio (9-12-09) |

### #91 Kelvin Jackson, DT, Jr.

|                  |                           |
|------------------|---------------------------|
| Tackles          | 4 vs. Ball State (9-3-09) |
| Tackles For Loss |                           |
| Sacks            |                           |

### #52 Sam Owusu-Hemeng, DE, Jr.

|                  |                              |
|------------------|------------------------------|
| Tackles          | 3 vs. Kansas State (8-30-08) |
| Tackles For Loss | 1.5 vs. Ohio (9-12-09)       |
| Sacks            |                              |

### #44 Toby Nwigwe, LB, Sr.

|                  |                         |
|------------------|-------------------------|
| Tackles          | 15 vs. Ohio (9-12-09)   |
| Tackles For Loss | 2.5 vs. Tulsa (9-16-06) |
| Interceptions    | 1, three times          |

### #42 Craig Robertson, LB, Jr.

|                  |                            |
|------------------|----------------------------|
| Tackles          | 12 vs. Ball State (9-3-09) |
| Tackles For Loss | 2, twice                   |
| Interceptions    | 2 vs. Troy (10-20-07)      |

### #37 Kylie Hill, LB, Sr.

|                  |                      |
|------------------|----------------------|
| Tackles          | 11 vs. WKU (11-1-08) |
| Passes Broken Up | 1, twice             |
| Interception     | 1, twice             |

### #25 Ira Smith, DB, Jr.

|                  |                           |
|------------------|---------------------------|
| Tackles          | 4 vs. Ball State (9-3-09) |
| Passes Broken Up | 1 vs. Ball State (9-3-09) |
| Interception     |                           |

### #10 DaWaylon Cook, DR, So.

|                  |                          |
|------------------|--------------------------|
| Tackles          | 11 vs. Alabama (9-19-09) |
| Passes Broken Up | 1 vs. Alabama (9-19-09)  |
| Interception     |                          |

### #21 Royce Hill, DB, So.

|                  |                              |
|------------------|------------------------------|
| Tackles          | 8, twice                     |
| Passes Broken Up | 1 vs. Kansas State (8-30-08) |
| Interception     | 1, twice                     |

### #22 Adryan Adams, DB, Sr.

|                  |                                   |
|------------------|-----------------------------------|
| Tackles          | 7 vs. Troy (10-25-08)             |
| Passes Broken Up | 2 vs. Western Kentucky (11-1-08)  |
| Interception     | 1 vs. Middle Tennessee (11-22-08) |

### #41 Will Atterberry, P, Fr.

|              |                          |
|--------------|--------------------------|
| Longest Punt | 52 vs. Alabama (9-19-09) |
|--------------|--------------------------|



## MEAN GREEN DEPTH CHART

|    |  |  |  |  |  |  |   |       |  |       |                 |        |               |        |              |        |            |        |
|----|--|--|--|--|--|--|---|-------|--|-------|-----------------|--------|---------------|--------|--------------|--------|------------|--------|
| 20 |  |  |  |  |  | <b>Specialists</b>   |   |       |  |       |                 |        |               |        |              |        |            |        |
|    |  |  |  |  |  | PK #49   | Jeremy Knott  | PH #6 | Nathan Tune  | P #41 | Will Atterberry | KR #10 | DaWaylon Cook | KR #19 | Darius Carey | PR #21 | Royce Hill | DS #86 |
| 30 |  |  |  |  |  | <b>O</b>   |   |       |  |       |                 |        |               |        |              |        |            |        |
|    |  |  |  |  |  | <b>Running Back</b><br>#26 Cam Montgomery<br>#5 Lance Dunbar |   |       |  |       |                 |        |               |        |              |        |            |        |
| 40 | <b>O</b>   |  | <b>O</b>   |  | <b>O</b>   |  | <b>O</b>  |       | <b>O</b>   |       |                 |        |               |        |              |        |            |        |
|    | <b>Wide Receiver</b><br>#82 Michael Outlaw<br>#8 Sam Roberson      |  | <b>Wide Receiver</b><br>#15 Jamaal Jackson<br>#3 Willie Taylor               |  | <b>Quarterback</b><br>#11 Riley Dodge<br>#6 Nathan Tune              |  | <b>Wide Receiver</b><br>#4 Alex Lott<br>#19 Darius Carey          |       | <b>Wide Receiver</b><br>#9 B.J. Lewis<br>#80 Kevin Dickerson |       |                 |        |               |        |              |        |            |        |
| 50 | <b>O</b>   |  | <b>O</b>   |  | <b>O</b>   |  | <b>O</b>  |       | <b>O</b>   |       |                 |        |               |        |              |        |            |        |
|    | <b>Right Tackle</b><br>#77 Esteban Santiago<br>#73 Jeremy Bean     |  | <b>Right Guard</b><br>#57 Tyler Bailey<br>#70 Coleman Feeley                 |  | <b>Center</b><br>#56 J.J. Johnson<br>#60 Aaron Fotenberry            |  | <b>Left Guard</b><br>#68 Kelvin Drake<br>#62 Gabe Hollivay        |       | <b>Left Tackle</b><br>#64 Victor Gill<br>#72 Matt Tomlinson  |       |                 |        |               |        |              |        |            |        |
| 40 | <b>X</b>   |  | <b>X</b>   |  | <b>X</b>   |  | <b>X</b>  |       | <b>X</b>   |       |                 |        |               |        |              |        |            |        |
|    | <b>Defensive End</b><br>#47 Brandon Akpunku<br>#94 Eddrick Gilmore |  | <b>Defensive Tackle</b><br>#99 Shavod Atkinson<br><i>or</i> #92 Draylen Ross |  | <b>Defensive Tackle</b><br>#91 Kelvin Jackson<br>#94 Eddrick Gilmore |  | <b>Defensive End</b><br>#52 Sam Owusu-Hemeng<br>#96 Tevinn Cantly |       |  |       |                 |        |               |        |              |        |            |        |
| 30 | <b>X</b>   |  | <b>X</b>   |  | <b>X</b>   |  | <b>X</b>  |       | <b>X</b>   |       |                 |        |               |        |              |        |            |        |
|    | <b>Outside Linebacker</b><br>#37 Kylie Hill<br>#45 Jeremy Phillips |  | <b>Middle Linebacker</b><br>#44 Tobe Nwigwe<br>#31 A.J. Penson               |  | <b>Outside Linebacker</b><br>#42 Craig Robertson<br>#53 Daniel Prior |  |   |       |  |       |                 |        |               |        |              |        |            |        |
| 20 | <b>X</b>   |  | <b>X</b>   |  | <b>X</b>   |  | <b>X</b>  |       | <b>X</b>   |       |                 |        |               |        |              |        |            |        |
|    | <b>Cornerback</b><br>#21 Royce Hill<br>#7 Jamaal Wilson            |  | <b>Safety</b><br>#25 Ira Smith<br>#23 Darien Williams                        |  | <b>Safety</b><br>#10 DaWaylon Cook<br>#18 John Shorter               |  | <b>Cornerback</b><br>#22 Adryan Adams<br>#27 Robby Gordon         |       |  |       |                 |        |               |        |              |        |            |        |



## UNIVERSITY OF NORTH TEXAS ROSTER - NUMERICAL

|    |                      |     |      |     |     |    |   |    |                       |    |      |     |     |    |  |
|----|----------------------|-----|------|-----|-----|----|---|----|-----------------------|----|------|-----|-----|----|--|
| 1  | Brigham, Desmond     | DB  | 6-1  | 184 | Fr. | RS | Caddo Mills, Texas (Caddo Mills HS)     | 48 | Obi, Kenechukwu       | DE | 6-2  | 214 | Fr. | HS | Mission Hills, Ca. (Bishop Alemany HS)     |
| 2  | Hamilton, James      | RB  | 5-8  | 178 | So. | 1L | Cedar Hill, Texas (Cedar Hill HS)       | 49 | Knott, Jeremy         | K  | 6-3  | 182 | Sr. | 1L | Tulsa, Okla. (NE Okla. A&M)                |
| 3  | Stubblefield, Arthur | DB  | 5-10 | 182 | Sr. | 1L | Houston, Texas (Eisenhower HS)          | 50 | Leppo, Nick           | OL | 6-3  | 246 | Fr. | HS | Southlake, Texas (Carroll HS)              |
| 3  | Taylor, Willie       | WR  | 5-10 | 175 | Fr. | RS | Dallas, Texas (Hillcrest HS)            | 51 | Acton, Jared          | OL | 5-11 | 287 | Fr. | RS | Southlake, Texas (Carroll HS)              |
| 4  | Lott, Alex           | WR  | 5-9  | 173 | Jr. | 1L | Plano, Texas (Texas Lutheran)           | 51 | January, Sean         | LB | 6-0  | 234 | Jr. | TR | Cave Creek, Arizona (Scottsdale CC)        |
| 5  | Dunbar, Lance        | RB  | 5-9  | 202 | So. | 1L | Haltom City, Texas (Haltom HS)          | 52 | Owusu-Hemeng, Sam     | DE | 6-1  | 242 | Jr. | 1L | Arlington, Texas (Seguin HS)               |
| 6  | Tune, Nathan         | QB  | 6-4  | 206 | Jr. | 2L | Celina, Texas (Celina HS)               | 53 | Foster, Ryan          | LB | 6-2  | 227 | Fr. | TR | Grand Prairie, Texas (Prairie View)        |
| 7  | Wilson, Jamaal       | DB  | 5-10 | 181 | So. | SQ | DeSoto, Texas (DeSoto HS)               | 53 | Prior, Daniel         | LB | 6-2  | 215 | Fr. | HS | Henderson, Texas (Henderson HS)            |
| 7  | Thompson, Derek      | QB  | 6-4  | 223 | Fr. | HS | Glen Rose, Texas (Glen Rose HS)         | 54 | Deheck, Robbie        | LB | 6-2  | 231 | So. | 1L | Azle, Texas (Azle HS)                      |
| 8  | Roberson, Sam        | WR  | 6-4  | 220 | So. | 1L | Somerville, Texas (Somerville HS)       | 56 | Johnson, J.J.         | OL | 6-3  | 283 | So. | 1L | Plano, Texas (Plano West HS)               |
| 9  | Lewis, B.J.          | WR  | 6-1  | 197 | So. | 1L | Waco, Texas (Robinson HS)               | 57 | Bailey, Tyler         | OL | 6-2  | 292 | Sr. | 3L | Lexington, Ky. (Paul Dunbar HS)            |
| 10 | Cook, DaWaylon       | DB  | 6-1  | 196 | So. | 1L | Dallas, Texas (Samuell HS)              | 57 | Nailor, Joseph        | DE | 6-2  | 235 | So. | TR | Houston, Texas (Idaho State)               |
| 11 | Dodge, Riley         | QB  | 6-0  | 193 | Fr. | RS | Southlake, Texas (Carroll HS)           | 58 | Holt, Dan             | OL | 6-4  | 299 | Fr. | TR | McKinney, Texas (Midwestern St.)           |
| 13 | Baine, Chase         | QB  | 6-0  | 198 | Fr. | RS | Lake Dallas, Texas (Lake Dallas HS)     | 60 | Fortenberry, Aaron    | OL | 6-4  | 288 | Fr. | RS | Era, Texas (Era HS)                        |
| 15 | Jackson, Jamaal      | WR  | 5-10 | 163 | Jr. | TR | Amite, La. (Southwest Miss. CC)         | 62 | Hollivay, Gabe        | OL | 6-3  | 328 | Sr. | 1L | Hamilton, Miss. (Itawamba CC)              |
| 17 | Johnson, Breece      | WR  | 6-1  | 178 | Jr. | 2L | Colleyville, Texas (Heritage HS)        | 63 | White, Kyle           | DT | 6-2  | 309 | Fr. | HS | New Orleans, Louisiana (McDonogh 35 HS)    |
| 18 | Shorter, John        | DB  | 6-0  | 195 | So. | 1L | Dallas, Texas (Lake Highlands HS)       | 64 | Gill, Victor          | OL | 6-4  | 261 | Jr. | 2L | Argyle, Texas (Argyle HS)                  |
| 18 | Jones, Bennie        | WR  | 6-2  | 165 | Jr. | TR | Marlin, Texas (Navarro JC)              | 65 | Flax, Kennan          | OL | 6-4  | 283 | Fr. | HS | Houston, Texas (Cy-Ridge HS)               |
| 19 | Carey, Darius        | WR  | 5-10 | 188 | Fr. | HS | New Orleans, Louisiana (Helen Cox HS)   | 66 | Kaiser, Jacob         | OL | 6-7  | 311 | So. | SQ | Greensburg, Pa. (Central Catholic HS)      |
| 20 | Chatman, Justin      | DB  | 5-9  | 180 | So. | TR | Mesquite, Texas (Minnesota)             | 67 | Williams, Ryan        | OL | 6-2  | 219 | Fr. | HS | Southlake, Texas (Carroll HS)              |
| 20 | Jackson, Jamel       | WR  | 5-9  | 171 | Jr. | TR | Killeen, Texas (Northwestern St)        | 68 | Drake, Kelvin         | OL | 6-2  | 280 | Jr. | 2L | Galveston, Texas (Ball HS)                 |
| 21 | Hill, Royce          | DB  | 6-0  | 177 | So. | 1L | Houston, Texas (Cypress Ridge HS)       | 69 | Bruner, Jason         | OL | 6-9  | 311 | Jr. | TR | Mineola, Texas (Trinity Valley CC)         |
| 22 | Adams, Adryan        | DB  | 6-0  | 182 | Sr. | 1L | Oklahoma City, Okla. (NE Okla. A&M)     | 70 | Feeley, Coleman       | OL | 6-4  | 305 | So. | 1L | Austin, Texas (Anderson HS)                |
| 23 | Williams, Darien     | DB  | 5-10 | 189 | So. | 1L | Vernon, Texas (Vernon HS)               | 72 | Tomlinson, Matt       | OL | 6-5  | 297 | So. | SQ | Klein, Texas (Klein HS)                    |
| 24 | Mathis, Jeremi       | RB  | 6-1  | 215 | Fr. | RS | Arlington, Texas (Martin HS)            | 73 | Bean, Jeremy          | OL | 6-5  | 301 | Jr. | TR | Bethel, Okla. (NE Okla. A&M)               |
| 25 | Smith, Ira           | DB  | 5-11 | 183 | Jr. | TR | Long Beach, Mississippi (Gulf Coast CC) | 74 | Franklin, Troy        | OL | 6-5  | 272 | So. | 1L | Celina, Texas (Celina HS)                  |
| 25 | Ponce, Matt          | RB  | 5-11 | 198 | Fr. | HS | Whitehouse, Texas (Whitehouse HS)       | 76 | Noble, John           | OL | 6-6  | 296 | Fr. | HS | Rockwall, Texas (Rockwall HS)              |
| 26 | Montgomery, Cam      | RB  | 6-1  | 218 | Sr. | 1L | The Woodlands, Texas (NE Miss. JC)      | 77 | Santiago, Esteban     | OL | 6-3  | 296 | Jr. | 2L | El Paso, Texas (Coronado HS)               |
| 27 | Gordon, Robbie       | DB  | 6-0  | 181 | Jr. | 1L | Ardmore, Okla. (Ardmore HS)             | 78 | Kokjohn, Troy         | OL | 6-2  | 242 | So. | 1L | Carrollton, Texas (Hebron HS)              |
| 27 | Schutzta, Casey      | WR  | 5-10 | 170 | Fr. | HS | Eules, Texas (Trinity HS)               | 79 | Jenkins, Nate         | OL | 6-4  | 349 | Jr. | SQ | Hattiesburg, Miss. (Pearle River CC)       |
| 29 | Roberts, Phillip     | DB  | 5-11 | 195 | Fr. | RS | Killeen, Texas (Ellison HS)             | 80 | Dickerson, Kevin      | WR | 6-0  | 200 | Sr. | 2L | Fort Worth, Texas (Calvary Christian)      |
| 29 | Jackson, Hilbert     | DB  | 6-1  | 181 | Fr. | HS | Rowlett, Texas (Rowlett HS)             | 82 | Outlaw, Michael       | WR | 6-0  | 185 | Jr. | TR | Starkville, Miss. (East Miss. CC)          |
| 30 | Deans, Trent         | K   | 6-0  | 184 | Fr. | RS | Sherman, Texas (Sherman HS)             | 83 | Seidle, Bryant        | TE | 6-2  | 233 | Sr. | 2L | Cypress, Texas (Cy-Fair HS)                |
| 30 | Gandy, Shelton       | RB  | 5-8  | 170 | Fr. | HS | Denton, Texas (Ryan HS)                 | 84 | Brown, Greg           | WR | 6-1  | 217 | So. | 1L | Grand Prairie, Texas (Grand Prairie HS)    |
| 31 | Penson, A.J.         | LB  | 6-1  | 225 | Jr. | 2L | Lufkin, Texas (Lufkin HS)               | 85 | Fitzpatrick, Austin   | TE | 6-3  | 200 | Fr. | HS | Friendswood, Texas (Friendswood HS)        |
| 31 | Squier, Weston       | RB  | 5-8  | 154 | So. | SQ | Sanger, Texas (Sanger HS)               | 86 | Davidson, Christian   | LB | 6-2  | 222 | Sr. | 2L | Spring, Texas (Klein Oak HS)               |
| 32 | Mosley, Micah        | RB  | 6-0  | 224 | Jr. | 2L | Nederland, Texas (Nederland HS)         | 87 | Brainard, Chris       | WR | 5-11 | 158 | Fr. | HS | Southlake, Texas (Carroll HS)              |
| 34 | Neal, Chris          | DB  | 5-9  | 168 | Jr. | 2L | Kaufman, Texas (Kaufman HS)             | 88 | Stradford, Tyler      | WR | 6-2  | 190 | Fr. | TR | New Orleans, La. (Oklahoma)                |
| 35 | Bush, Antoine        | DB  | 5-10 | 194 | Sr. | 3L | Tyler, Texas (John Tyler HS)            | 89 | Cruz, Rory            | WR | 6-0  | 160 | Fr. | TR | Arlington, Texas (SW Okla. State)          |
| 36 | Davis, Marquese      | LB  | 6-1  | 232 | So. | 1L | Atlanta, Texas (Atlanta HS)             | 89 | Rucker, Forrest       | WR | 6-6  | 215 | Fr. | RS | Hearne, Texas (Hearne HS)                  |
| 37 | Hill, Kylie          | LB  | 5-11 | 190 | Sr. | 1L | Bristow, Okla. (NE Okla. A&M)           | 90 | Cole III, Mack        | DE | 6-4  | 228 | Sr. | 1L | Topeka, Kan. (Fort Scott CC)               |
| 39 | Ekwerekwu, John      | RB  | 5-11 | 208 | Jr. | SQ | Carrollton, Texas (R.L. Turner HS)      | 91 | Jackson, Kelvin       | DT | 6-2  | 309 | Fr. | TR | Hermanville, Miss. (Itawamba CC)           |
| 39 | Serrano, Jose        | K   | 5-11 | 199 | Fr. | HS | Dallas, Texas (Skyline HS)              | 92 | Ross, Draylen         | DL | 6-4  | 292 | Jr. | 2L | Fort Worth, Texas (Diamond Hill-Jarvis HS) |
| 40 | Washington, Tyler    | LB  | 6-1  | 221 | Fr. | HS | Cedar Hill, Texas (Cedar Hill HS)       | 93 | Anyiam, LaChristopher | DL | 6-4  | 287 | Fr. | HS | Allen, Texas (Allen HS)                    |
| 41 | Atterberry, Will     | K/P | 5-11 | 187 | Fr. | HS | Lewisville, Texas (Lewisville HS)       | 94 | Gilmore, Eddrick      | DE | 6-5  | 269 | Sr. | 3L | Houston, Texas (Alief Hastings HS)         |
| 42 | Robertson, Craig     | LB  | 6-1  | 221 | Jr. | 2L | Stafford, Texas (Stafford HS)           | 95 | DeSoto, Jesse         | DL | 6-1  | 289 | Jr. | 2L | San Antonio, Texas (Lee HS)                |
| 44 | Nwigwe, Tobe         | LB  | 6-2  | 240 | Sr. | 2L | Houston, Texas (Alief Elsik HS)         | 96 | Cantly, Tevinn        | DE | 6-4  | 301 | Fr. | RS | Arlington, Texas (Lamar HS)                |
| 45 | Phillips, Jeremy     | LB  | 6-3  | 198 | Fr. | RS | Waller, Texas (Waller HS)               | 97 | Hawthorne, Joe        | DT | 6-4  | 270 | Fr. | RS | Arlington, Texas (Martin HS)               |
| 46 | Herron, Julian       | LB  | 6-2  | 199 | Fr. | TR | Arlington, Texas (Bowie HS)             | 98 | Weber, John           | DE | 6-3  | 288 | Jr. | TR | Harvey, Louisiana (Itawamba CC)            |
| 47 | Akpunku, Brandon     | DE  | 6-1  | 226 | So. | 1L | Cedar Hill, Texas (Cedar Hill HS)       | 99 | Atkinson, Shavod      | DT | 6-2  | 307 | Jr. | TR | Hobart, Okla. (Independence CC)            |
| 48 | Monroe, Charles      | RB  | 5-10 | 220 | Fr. | HS | Mesquite, Texas (Mesquite HS)           |    |                       |    |      |     |     |    |  |



## UNIVERSITY OF NORTH TEXAS ROSTER - ALPHABETICAL

|                          |     |      |     |     |   |                        |    |      |     |     |   |
|--------------------------|-----|------|-----|-----|---|------------------------|----|------|-----|-----|---|
| 51 Acton, Jared          | OL  | 5-11 | 287 | Fr. | Southlake, Texas (Carroll HS)               | 51 January, Sean       | LB | 6-0  | 234 | Jr. | Cave Creek, Arizona (Scottsdale CC)           |
| 22 Adams, Adryan         | DB  | 6-0  | 182 | Sr. | Oklahoma City, Okla. (NE Okla. A&M)         | 79 Jenkins, Nate       | OL | 6-4  | 349 | Jr. | Hattiesburg, Miss. (Pearle River CC)          |
| 47 Akpunku, Brandon      | DE  | 6-1  | 226 | So. | Cedar Hill, Texas (Cedar Hill HS)           | 17 Johnson, Breece     | WR | 6-1  | 178 | Jr. | Colleyville, Texas (Heritage HS)              |
| 93 Anyiam, LaChristopher | DL  | 6-4  | 287 | Fr. | Allen, Texas (Allen HS)                     | 56 Johnson, J.J.       | OL | 6-3  | 283 | So. | Plano, Texas (Plano West HS)                  |
| 99 Atkinson, Shavod      | DT  | 6-2  | 307 | Jr. | Hobart, Okla. (Independence CC)             | 18 Jones, Bennie       | WR | 6-2  | 165 | Jr. | Marlin, Texas (Navarro JC)                    |
| 41 Atterberry, Will      | K/P | 5-11 | 187 | Fr. | Lewisville, Texas (Lewisville HS)           | 66 Kaiser, Jacob       | OL | 6-7  | 311 | So. | Greensburg, Pa. (Central Catholic HS)         |
| 57 Bailey, Tyler         | OL  | 6-2  | 292 | Sr. | Lexington, Ky. (Paul Dunbar HS)             | 49 Knott, Jeremy       | K  | 6-3  | 182 | Sr. | Tulsa, Okla. (NE Okla. A&M)                   |
| 13 Baine, Chase          | QB  | 6-0  | 198 | Fr. | Lake Dallas, Texas (Lake Dallas HS)         | 78 Kokjohn, Troy       | OL | 6-2  | 242 | So. | Carrollton, Texas (Hebron HS)                 |
| 73 Bean, Jeremy          | OL  | 6-5  | 301 | Jr. | Bethel, Okla. (NE Okla. A&M)                | 50 Leppo, Nick         | OL | 6-3  | 246 | Fr. | Southlake, Texas (Carroll HS)                 |
| 87 Brainard, Chris       | WR  | 5-11 | 158 | Fr. | Southlake, Texas (Carroll HS)               | 9 Lewis, B.J.          | WR | 6-1  | 197 | So. | Waco, Texas (Robinson HS)                     |
| 1 Brigham, Desmond       | DB  | 6-1  | 184 | Fr. | Caddo Mills, Texas (Caddo Mills HS)         | 4 Lott, Alex           | WR | 5-9  | 173 | Jr. | Plano, Texas (Texas Lutheran)                 |
| 84 Brown, Greg           | WR  | 6-1  | 217 | So. | Grand Prairie, Texas (Grand Prairie HS)     | 24 Mathis, Jeremi      | RB | 6-1  | 215 | Fr. | Arlington, Texas (Martin HS)                  |
| 69 Bruner, Jason         | OL  | 6-9  | 311 | Jr. | Mineola, Texas (Trinity Valley CC)          | 48 Monroe, Charles     | RB | 5-10 | 220 | Fr. | Mesquite, Texas (Mesquite HS)                 |
| 35 Bush, Antoine         | DB  | 5-10 | 194 | Sr. | Tyler, Texas (John Tyler HS)                | 26 Montgomery, Cam     | RB | 6-1  | 218 | Sr. | The Woodlands, Texas (NE Mississippi JC)      |
| 96 Cantly, Tevinn        | DT  | 6-4  | 301 | Fr. | Arlington, Texas (Lamar HS)                 | 32 Mosley, Micah       | RB | 6-0  | 224 | Jr. | Nederland, Texas (Nederland HS)               |
| 19 Carey, Darius         | WR  | 5-10 | 188 | Fr. | New Orleans, Louisiana (Helen Cox HS)       | 57 Nailor, Joseph      | DE | 6-2  | 235 | So. | Houston, Texas (Idaho State)                  |
| 20 Chatman, Justin       | DB  | 5-9  | 180 | So. | Mesquite, Texas (Minnesota)                 | 34 Neal, Chris         | DB | 5-9  | 168 | Jr. | Kaufman, Texas (Kaufman HS)                   |
| 90 Cole III, Mack        | DE  | 6-4  | 228 | Sr. | Topeka, Kan. (Fort Scott CC)                | 76 Noble, John         | OL | 6-6  | 296 | Fr. | Rockwall, Texas (Rockwall HS)                 |
| 10 Cook, DaWaylon        | DB  | 6-1  | 196 | So. | Dallas, Texas (Samuell HS)                  | 44 Nwigwe, Tobe        | LB | 6-2  | 240 | Sr. | Houston, Texas (Alief Elsik HS)               |
| 89 Cruz, Rory            | WR  | 6-0  | 160 | Fr. | Arlington, Texas (SW Okla. State)           | 48 Obi, Kenechukwu     | DE | 6-2  | 214 | Fr. | Mission Hills, California (Bishop Alemany HS) |
| 86 Davidson, Christian   | LB  | 6-2  | 222 | Sr. | Spring, Texas (Klein Oak HS)                | 82 Outlaw, Michael     | WR | 6-0  | 185 | Jr. | Starkville, Miss. (East Miss. CC)             |
| 36 Davis, Marquese       | LB  | 6-1  | 232 | So. | Atlanta, Texas (Atlanta HS)                 | 52 Owusu-Hemeng, Sam   | DE | 6-1  | 242 | Jr. | Arlington, Texas (Seguin HS)                  |
| 30 Deans, Trent          | K   | 6-0  | 184 | Fr. | Sherman, Texas (Sherman HS)                 | 31 Penson, A.J.        | LB | 6-1  | 225 | Jr. | Lufkin, Texas (Lufkin HS)                     |
| 54 Deheck, Robbie        | LB  | 6-2  | 231 | So. | Azle, Texas (Azle HS)                       | 45 Phillips, Jeremy    | LB | 6-3  | 198 | Fr. | Waller, Texas (Waller HS)                     |
| 95 DeSoto, Jesse         | DL  | 6-1  | 289 | Jr. | San Antonio, Texas (Lee HS)                 | 25 Ponce, Matt         | RB | 5-11 | 198 | Fr. | Whitehouse, Texas (Whitehouse HS)             |
| 80 Dickerson, Kevin      | WR  | 5-10 | 200 | Sr. | Fort Worth, Texas (Calvary Christian Acad.) | 53 Prior, Daniel       | LB | 6-2  | 215 | Fr. | Henderson, Texas (Henderson HS)               |
| 11 Dodge, Riley          | QB  | 6-0  | 193 | Fr. | Southlake, Texas (Carroll HS)               | 8 Roberson, Sam        | WR | 6-4  | 220 | So. | Somerville, Texas (Somerville HS)             |
| 68 Drake, Kelvin         | OL  | 6-2  | 280 | Jr. | Galveston, Texas (Ball HS)                  | 42 Robertson, Craig    | LB | 6-1  | 221 | Jr. | Stafford, Texas (Stafford HS)                 |
| 5 Dunbar, Lance          | RB  | 5-9  | 202 | So. | Haltom City, Texas (Haltom HS)              | 29 Roberts, Phillip    | DB | 5-11 | 195 | Fr. | Killeen, Texas (Ellison HS)                   |
| 39 Ekwerekwu, John       | RB  | 5-11 | 208 | Jr. | Carrollton, Texas (R.L. Turner HS)          | 92 Ross, Draylen       | DL | 6-4  | 292 | Jr. | Fort Worth, Texas (Diamond Hill-Jarvis HS)    |
| 70 Feeley, Coleman       | OL  | 6-4  | 305 | So. | Austin, Texas (Anderson HS)                 | 89 Rucker, Forrest     | WR | 6-6  | 215 | Fr. | Hearne, Texas (Hearne HS)                     |
| 85 Fitzpatrick, Austin   | TE  | 6-3  | 200 | Fr. | Friendswood, Texas (Friendswood HS)         | 77 Santiago, Esteban   | OL | 6-3  | 296 | Jr. | El Paso, Texas (Coronado HS)                  |
| 65 Flax, Kennan          | OL  | 6-4  | 283 | Fr. | Houston, Texas (Cy Ridge HS)                | 83 Seidle, Bryant      | TE | 6-2  | 233 | Sr. | Cypress, Texas (Cy-Fair HS)                   |
| 60 Fortenberry, Aaron    | OL  | 6-4  | 288 | Fr. | Era, Texas (Era HS)                         | 39 Serrano, Jose       | K  | 5-11 | 199 | Fr. | Dallas, Texas (Skyline HS)                    |
| 53 Foster, Ryan          | LB  | 6-2  | 227 | Fr. | Grand Prairie, Texas (Prairie View)         | 27 Schutz, Casey       | WR | 5-10 | 170 | Fr. | Eules, Texas (Trinity HS)                     |
| 74 Franklin, Troy        | OL  | 6-5  | 272 | So. | Celina, Texas (Celina HS)                   | 18 Shorter, John       | DB | 6-0  | 195 | So. | Dallas, Texas (Lake Highlands HS)             |
| 30 Gandy, Shelton        | RB  | 5-8  | 170 | Fr. | Denton, Texas (Ryan HS)                     | 25 Smith, Ira          | DB | 5-11 | 183 | Jr. | Long Beach, Mississippi (Gulf Coast CC)       |
| 64 Gill, Victor          | OL  | 6-4  | 261 | Jr. | Argyle, Texas (Argyle HS)                   | 31 Squier, Weston      | RB | 5-8  | 154 | So. | Sanger, Texas (Sanger HS)                     |
| 94 Gilmore, Eddrick      | DE  | 6-5  | 269 | Sr. | Houston, Texas (Alief Hastings HS)          | 88 Stradford, Tyler    | WR | 6-2  | 190 | Fr. | New Orleans, La. (Oklahoma)                   |
| 27 Gordon, Robbie        | DB  | 6-0  | 181 | Jr. | Ardmore, Okla. (Ardmore HS)                 | 3 Stubblefield, Arthur | DB | 5-10 | 182 | Sr. | Houston, Texas (Eisenhower HS)                |
| 2 Hamilton, James        | RB  | 5-8  | 178 | So. | Cedar Hill, Texas (Cedar Hill HS)           | 3 Taylor, Willie       | WR | 5-10 | 175 | Fr. | Dallas, Texas (Hillcrest HS)                  |
| 97 Hawthorne, Joe        | DT  | 6-4  | 270 | Fr. | Arlington, Texas (Martin HS)                | 7 Thompson, Derek      | QB | 6-4  | 223 | Fr. | Glen Rose, Texas (Glen Rose HS)               |
| 46 Herron, Julian        | LB  | 6-2  | 199 | Fr. | Arlington, Texas (Bowie HS)                 | 72 Tomlinson, Matt     | OL | 6-5  | 297 | So. | Klein, Texas (Klein HS)                       |
| 37 Hill, Kylie           | LB  | 5-11 | 190 | Sr. | Bristow, Okla. (NE Okla. A&M)               | 6 Tune, Nathan         | QB | 6-4  | 206 | Jr. | Celina, Texas (Celina HS)                     |
| 21 Hill, Royce           | DB  | 6-0  | 177 | So. | Houston, Texas (Cypress Ridge HS)           | 40 Washington, Tyler   | LB | 6-1  | 221 | Fr. | Cedar Hill, Texas (Cedar Hill HS)             |
| 62 Hollivay, Gabe        | OL  | 6-3  | 328 | Sr. | Hamilton, Miss. (Itawamba CC)               | 98 Weber, John         | DE | 6-3  | 288 | Jr. | Harvey, Louisiana (Itawamba CC)               |
| 58 Holt, Dan             | OL  | 6-4  | 299 | Fr. | McKinney, Texas (Midwestern State)          | 63 White, Kyle         | DT | 6-2  | 309 | Fr. | New Orleans, Louisiana (McDonogh 35 HS)       |
| 29 Jackson, Hilbert      | DB  | 6-1  | 181 | Fr. | Rowlett, Texas (Rowlett HS)                 | 23 Williams, Darien    | DB | 5-10 | 189 | So. | Vernon, Texas (Vernon HS)                     |
| 15 Jackson, Jamaal       | WR  | 5-10 | 163 | Jr. | Amite, La. (Southwest Miss. CC)             | 67 Williams, Ryan      | OL | 6-2  | 219 | Fr. | Southlake, Texas (Carroll HS)                 |
| 20 Jackson, Jamel        | WR  | 5-9  | 171 | Jr. | Killeen, Texas (Northwestern State)         | 7 Wilson, Jamal        | DB | 5-10 | 181 | So. | DeSoto, Texas (DeSoto HS)                     |
| 91 Jackson, Kelvin       | DT  | 6-2  | 309 | Jr. | Hermanville, Miss. (Itawamba CC)            |                        |    |      |     |     |   |



# MEAN GREEN

## NORTH TEXAS COMBINED TEAM STATISTICS

| Date         | Opponent                | Score   | Att.  | Record:        | Overall | Home | Away | Neutral |
|--------------|-------------------------|---------|-------|----------------|---------|------|------|---------|
| Sep 03, 2009 | at Ball State Cardinals | W 20-10 | 16054 | All games      | 1-2     | 0-1  | 1-1  | 0-0     |
| Sep 12, 2009 | OHIO                    | L 30-31 | 16674 | Conference     | 0-0     | 0-0  | 0-0  | 0-0     |
| Sep 19, 2009 | at Alabama              | L 7-53  | 92012 | Non-Conference | 1-2     | 0-1  | 1-1  | 0-0     |

| Rushing         | gp | att | gain | loss | net | avg  | td | lg | avg/g |
|-----------------|----|-----|------|------|-----|------|----|----|-------|
| Montgomery, C.  | 3  | 46  | 252  | 7    | 245 | 5.3  | 2  | 25 | 81.7  |
| Dunbar, Lance   | 3  | 28  | 109  | 12   | 97  | 3.5  | 1  | 16 | 32.3  |
| Dodge, Riley    | 2  | 19  | 96   | 13   | 83  | 4.4  | 0  | 12 | 41.5  |
| Hamilton, J.    | 2  | 7   | 31   | 0    | 31  | 4.4  | 0  | 9  | 15.5  |
| Mathis, Jeremi  | 3  | 8   | 28   | 1    | 27  | 3.4  | 0  | 10 | 9.0   |
| Tune, Nathan    | 3  | 2   | 7    | 0    | 7   | 3.5  | 0  | 7  | 2.3   |
| Carey, Darius   | 3  | 1   | 3    | 0    | 3   | 3.0  | 0  | 3  | 1.0   |
| Mosley, Micah   | 3  | 2   | 2    | 0    | 2   | 1.0  | 0  | 2  | 0.7   |
| Jackson, Jamaal | 3  | 1   | 0    | 9    | -9  | -9.0 | 0  | 0  | -3.0  |
| TEAM            | 2  | 3   | 0    | 14   | -14 | -4.7 | 0  | 0  | -7.0  |
| Total           | 3  | 117 | 528  | 56   | 472 | 4.0  | 3  | 25 | 157.3 |
| Opponents       | 3  | 113 | 604  | 112  | 492 | 4.4  | 6  | 38 | 164.0 |

| Passing      | gp | effic  | comp-att-int | pct  | yds | td | lg | avg/g |
|--------------|----|--------|--------------|------|-----|----|----|-------|
| Dodge, Riley | 2  | 127.49 | 35-53-1      | 66.0 | 333 | 2  | 59 | 166.5 |
| Tune, Nathan | 3  | 112.32 | 25-38-1      | 65.8 | 195 | 1  | 34 | 65.0  |
| Total        | 3  | 121.16 | 60-91-2      | 65.9 | 528 | 3  | 59 | 176.0 |
| Opponents    | 3  | 117.29 | 53-94-2      | 56.4 | 572 | 4  | 34 | 190.7 |

| Receiving       | gp | no. | yds | avg  | td | lg | avg/g |
|-----------------|----|-----|-----|------|----|----|-------|
| Carey, Darius   | 3  | 12  | 87  | 7.2  | 0  | 17 | 29.0  |
| Jackson, Jamaal | 3  | 11  | 128 | 11.6 | 1  | 59 | 42.7  |
| Outlaw, Michael | 3  | 11  | 89  | 8.1  | 1  | 32 | 29.7  |
| Lott, Alex      | 3  | 8   | 74  | 9.2  | 0  | 18 | 24.7  |
| Montgomery, C.  | 3  | 7   | 61  | 8.7  | 0  | 19 | 20.3  |
| Dunbar, Lance   | 3  | 4   | 46  | 11.5 | 1  | 34 | 15.3  |
| Dickerson, K.   | 3  | 4   | 24  | 6.0  | 0  | 11 | 8.0   |
| Roberson, Sam   | 2  | 2   | 13  | 6.5  | 0  | 8  | 6.5   |
| Brainard, Chris | 2  | 1   | 6   | 6.0  | 0  | 6  | 3.0   |
| Total           | 3  | 60  | 528 | 8.8  | 3  | 59 | 176.0 |
| Opponents       | 3  | 53  | 572 | 10.8 | 4  | 34 | 190.7 |

| Field Goals   | fg  | pct. | 01-19 | 20-29 | 30-39 | 40-49 | 50-99 | lg | blk |
|---------------|-----|------|-------|-------|-------|-------|-------|----|-----|
| Knott, Jeremy | 5-7 | 71.4 | 2-2   | 2-2   | 1-1   | 0-2   | 0-0   | 32 | 0   |

| Scoring         | td | fg  | PAT  |      |     | dxp | saf | pts |
|-----------------|----|-----|------|------|-----|-----|-----|-----|
|                 |    |     | kick | rush | rcv |     |     |     |
| Knott, Jeremy   | -  | 5-7 | 6-6  | -    | -   | -   | -   | 21  |
| Montgomery, C.  | 2  | -   | -    | -    | -   | -   | -   | 12  |
| Dunbar, Lance   | 2  | -   | -    | -    | -   | -   | -   | 12  |
| Outlaw, Michael | 1  | -   | -    | -    | -   | -   | -   | 6   |
| Jackson, Jamaal | 1  | -   | -    | -    | -   | -   | -   | 6   |
| Total           | 6  | 5-7 | 6-6  | -    | -   | -   | -   | 57  |
| Opponents       | 11 | 6-7 | 8-10 | -    | 1   | 1-1 | -   | 94  |

| Tackles   |                   |    |     |    |     |         |        | Sacks   |      | Pass defense |         |    | Fumbles |     | blkd |  |
|-----------|-------------------|----|-----|----|-----|---------|--------|---------|------|--------------|---------|----|---------|-----|------|--|
| ##        | Defensive Leaders | gp | ua  | a  | tot | tfl/yds | no-yds | int-yds | brup | qbh          | rcv-yds | ff | kick    | saf |      |  |
| 44        | Nwigwe, Tobe      | 3  | 25  | 6  | 31  | 5.0-11  | .      | .       | .    | .            | 1       | .  | .       | .   |      |  |
| 42        | Robertson, C.     | 3  | 17  | 13 | 30  | 1.0-1   | 0.5-0  | .       | 1    | 1            | 1-0     | .  | .       | .   |      |  |
| 10        | Cook, DaWaylon    | 3  | 18  | 4  | 22  | .       | .      | .       | 1    | .            | 1-16    | .  | .       | .   |      |  |
| 21        | Hill, Royce       | 3  | 12  | 2  | 14  | .       | .      | 2-58    | .    | .            | 1-0     | .  | .       | .   |      |  |
| 37        | Hill, Kylie       | 3  | 8   | 4  | 12  | .       | .      | .       | 1    | .            | .       | .  | .       | .   |      |  |
| Total     |                   | 3  | 140 | 75 | 215 | 16-58   | 5-32   | 2-58    | 7    | 2            | 4-16    | 3  | .       | .   |      |  |
| Opponents |                   | 3  | 147 | 90 | 237 | 17-57   | 2-9    | 2-69    | 13   | 1            | 4-10    | 3  | .       | .   |      |  |

| Team Statistics         | NT      | OPP     |
|-------------------------|---------|---------|
| FIRST DOWNS             | 53      | 59      |
| Rushing                 | 26      | 30      |
| Passing                 | 22      | 24      |
| Penalty                 | 5       | 5       |
| RUSHING YARDAGE         | 472     | 492     |
| Rushing Attempts        | 117     | 113     |
| Average Per Rush        | 4.0     | 4.4     |
| Average Per Game        | 157.3   | 164.0   |
| TDs Rushing             | 3       | 6       |
| PASSING YARDAGE         | 528     | 572     |
| Att-Comp-Int            | 91-60-2 | 94-53-2 |
| Average Per Pass        | 5.8     | 6.1     |
| Average Per Catch       | 8.8     | 10.8    |
| Average Per Game        | 176.0   | 190.7   |
| TDs Passing             | 3       | 4       |
| TOTAL OFFENSE           | 1000    | 1064    |
| Average Per Play        | 4.8     | 5.1     |
| Average Per Game        | 333.3   | 354.7   |
| KICK RETURNS: #-Yards   | 11-193  | 10-219  |
| PUNT RETURNS: #-Yards   | 1-2     | 9-136   |
| INT RETURNS: #-Yards    | 2-58    | 2-69    |
| FUMBLES-LOST            | 6-4     | 8-4     |
| PENALTIES-Yards         | 21-185  | 20-183  |
| PUNTS-AVG               | 18-42.3 | 15-40.8 |
| TIME OF POSSESSION/Game | 31:22   | 28:38   |
| 3RD-DOWN Conversions    | 13/43   | 17/45   |
| 4TH-DOWN Conversions    | 0/2     | 4/5     |

| Interceptions | no. | yds | avg  | td | lg |
|---------------|-----|-----|------|----|----|
| Hill, Royce   | 2   | 58  | 29.0 | 0  | 57 |

| Punting        | no. | yds | avg  | lg | tb | fc | int | 50+ | blk |
|----------------|-----|-----|------|----|----|----|-----|-----|-----|
| Atterberry, W. | 18  | 762 | 42.3 | 52 | 0  | 2  | 9   | 4   | 0   |

| Punt Returns | no. | yds | avg  | td | lg |
|--------------|-----|-----|------|----|----|
| Hill, Royce  | 1   | 2   | 2.0  | 0  | 2  |
| Total        | 1   | 2   | 2.0  | 0  | 2  |
| Opponents    | 9   | 136 | 15.1 | 0  | 36 |

| Kick Returns   | no. | yds | avg  | td | lg |
|----------------|-----|-----|------|----|----|
| Smith, Ira     | 4   | 73  | 18.2 | 0  | 23 |
| Dunbar, Lance  | 3   | 39  | 13.0 | 0  | 14 |
| Cook, DaWaylon | 2   | 47  | 23.5 | 0  | 25 |
| Hamilton, J.   | 1   | 19  | 19.0 | 0  | 19 |
| Carey, Darius  | 1   | 15  | 15.0 | 0  | 15 |
| Total          | 11  | 193 | 17.5 | 0  | 25 |
| Opponents      | 10  | 219 | 21.9 | 0  | 61 |

| All Purpose     | g | rush | rcv | pr  | kr  | ir | total | avg/g |
|-----------------|---|------|-----|-----|-----|----|-------|-------|
| Montgomery, C.  | 3 | 245  | 61  | 0   | 0   | 0  | 306   | 102.0 |
| Dunbar, Lance   | 3 | 97   | 46  | 0   | 39  | 0  | 182   | 60.7  |
| Jackson, Jamaal | 3 | -9   | 128 | 0   | 0   | 0  | 119   | 39.7  |
| Carey, Darius   | 3 | 3    | 87  | 0   | 15  | 0  | 105   | 35.0  |
| Outlaw, Michael | 3 | 0    | 89  | 0   | 0   | 0  | 89    | 29.7  |
| Total           | 3 | 472  | 528 | 2   | 193 | 58 | 1253  | 417.7 |
| Opponents       | 3 | 492  | 572 | 136 | 219 | 69 | 1488  | 496.0 |

| Total Offense  | g | plays | rush | pass | total | avg/g |
|----------------|---|-------|------|------|-------|-------|
| Dodge, Riley   | 2 | 72    | 83   | 333  | 416   | 208.0 |
| Montgomery, C. | 3 | 46    | 245  | 0    | 245   | 81.7  |
| Tune, Nathan   | 3 | 40    | 7    | 195  | 202   | 67.3  |
| Dunbar, Lance  | 3 | 28    | 97   | 0    | 97    | 32.3  |
| Hamilton, J.   | 2 | 7     | 31   | 0    | 31    | 15.5  |
| Total          | 3 | 208   | 472  | 528  | 1000  | 333.3 |
| Opponents      | 3 | 207   | 492  | 572  | 1064  | 354.7 |





## NORTH TEXAS OVERALL TEAM STATISTICS

| Team Statistics         | NT        | OPP       |
|-------------------------|-----------|-----------|
| SCORING                 | 57        | 94        |
| Points Per Game         | 19.0      | 31.3      |
| FIRST DOWNS             | 53        | 59        |
| Rushing                 | 26        | 30        |
| Passing                 | 22        | 24        |
| Penalty                 | 5         | 5         |
| RUSHING YARDAGE         | 472       | 492       |
| Yards gained rushing    | 528       | 604       |
| Yards lost rushing      | 56        | 112       |
| Rushing Attempts        | 117       | 113       |
| Average Per Rush        | 4.0       | 4.4       |
| Average Per Game        | 157.3     | 164.0     |
| TDs Rushing             | 3         | 6         |
| PASSING YARDAGE         | 528       | 572       |
| Att-Comp-Int            | 91-60-2   | 94-53-2   |
| Average Per Pass        | 5.8       | 6.1       |
| Average Per Catch       | 8.8       | 10.8      |
| Average Per Game        | 176.0     | 190.7     |
| TDs Passing             | 3         | 4         |
| TOTAL OFFENSE           | 1000      | 1064      |
| Total Plays             | 208       | 207       |
| Average Per Play        | 4.8       | 5.1       |
| Average Per Game        | 333.3     | 354.7     |
| KICK RETURNS: #-Yards   | 11-193    | 10-219    |
| PUNT RETURNS: #-Yards   | 1-2       | 9-136     |
| INT RETURNS: #-Yards    | 2-58      | 2-69      |
| KICK RETURN AVERAGE     | 17.5      | 21.9      |
| PUNT RETURN AVERAGE     | 2.0       | 15.1      |
| INT RETURN AVERAGE      | 29.0      | 34.5      |
| FUMBLES-LOST            | 6-4       | 8-4       |
| PENALTIES-Yards         | 21-185    | 20-183    |
| Average Per Game        | 61.7      | 61.0      |
| PUNTS-Yards             | 18-762    | 15-612    |
| Average Per Punt        | 42.3      | 40.8      |
| Net punt average        | 34.8      | 38.0      |
| TIME OF POSSESSION/Game | 31:22     | 28:38     |
| 3RD-DOWN Conversions    | 13/43     | 17/45     |
| 3rd-Down Pct            | 30%       | 38%       |
| 4TH-DOWN Conversions    | 0/2       | 4/5       |
| 4th-Down Pct            | 0%        | 80%       |
| SACKS BY-Yards          | 5-32      | 2-9       |
| MISC YARDS              | 0         | 0         |
| TOUCHDOWNS SCORED       | 6         | 11        |
| FIELD GOALS-ATTEMPTS    | 5-7       | 6-7       |
| ON-SIDE KICKS           | 0-0       | 0-0       |
| RED-ZONE SCORES         | 20-26 77% | 20-24 83% |
| RED-ZONE TOUCHDOWNS     | 10-26 38% | 12-24 50% |
| PAT-ATTEMPTS            | 6-6 100%  | 8-10 80%  |
| ATTENDANCE              | 33348     | 216132    |
| Games/Avg Per Game      | 2/16674   | 4/54033   |
| Neutral Site Games      |           | 0/0       |

| Score by Quarters | 1st | 2nd | 3rd | 4th | OT | Total |
|-------------------|-----|-----|-----|-----|----|-------|
| North Texas       | 10  | 10  | 14  | 13  | 10 | 57    |
| Opponents         | 14  | 19  | 27  | 23  | 11 | 94    |



## NORTH TEXAS INDIVIDUAL STATISTICS

| Rushing         | gp | att | gain | loss | net | avg  | td | lg | avg/g |
|-----------------|----|-----|------|------|-----|------|----|----|-------|
| Montgomery, C.  | 3  | 46  | 252  | 7    | 245 | 5.3  | 2  | 25 | 81.7  |
| Dunbar, Lance   | 3  | 28  | 109  | 12   | 97  | 3.5  | 1  | 16 | 32.3  |
| Dodge, Riley    | 2  | 19  | 96   | 13   | 83  | 4.4  | 0  | 12 | 41.5  |
| Hamilton, J.    | 2  | 7   | 31   | 0    | 31  | 4.4  | 0  | 9  | 15.5  |
| Mathis, Jeremi  | 3  | 8   | 28   | 1    | 27  | 3.4  | 0  | 10 | 9.0   |
| Tune, Nathan    | 3  | 2   | 7    | 0    | 7   | 3.5  | 0  | 7  | 2.3   |
| Carey, Darius   | 3  | 1   | 3    | 0    | 3   | 3.0  | 0  | 3  | 1.0   |
| Mosley, Micah   | 3  | 2   | 2    | 0    | 2   | 1.0  | 0  | 2  | 0.7   |
| Jackson, Jamaal | 3  | 1   | 0    | 9    | -9  | -9.0 | 0  | 0  | -3.0  |
| TEAM            | 2  | 3   | 0    | 14   | -14 | -4.7 | 0  | 0  | -7.0  |
| Total           | 3  | 117 | 528  | 56   | 472 | 4.0  | 3  | 25 | 157.3 |
| Opponents       | 3  | 113 | 604  | 112  | 492 | 4.4  | 6  | 38 | 164.0 |

| Passing      | gp | effic  | comp-att-int | pct  | yds | td | lg | avg/g |
|--------------|----|--------|--------------|------|-----|----|----|-------|
| Dodge, Riley | 2  | 127.49 | 35-53-1      | 66.0 | 333 | 2  | 59 | 166.5 |
| Tune, Nathan | 3  | 112.32 | 25-38-1      | 65.8 | 195 | 1  | 34 | 65.0  |
| Total        | 3  | 121.16 | 60-91-2      | 65.9 | 528 | 3  | 59 | 176.0 |
| Opponents    | 3  | 117.29 | 53-94-2      | 56.4 | 572 | 4  | 34 | 190.7 |

| Receiving       | gp | no. | yds | avg  | td | lg | avg/g |
|-----------------|----|-----|-----|------|----|----|-------|
| Carey, Darius   | 3  | 12  | 87  | 7.2  | 0  | 17 | 29.0  |
| Jackson, Jamaal | 3  | 11  | 128 | 11.6 | 1  | 59 | 42.7  |
| Outlaw, Michael | 3  | 11  | 89  | 8.1  | 1  | 32 | 29.7  |
| Lott, Alex      | 3  | 8   | 74  | 9.2  | 0  | 18 | 24.7  |
| Montgomery, C.  | 3  | 7   | 61  | 8.7  | 0  | 19 | 20.3  |
| Dunbar, Lance   | 3  | 4   | 46  | 11.5 | 1  | 34 | 15.3  |
| Dickerson, K.   | 3  | 4   | 24  | 6.0  | 0  | 11 | 8.0   |
| Roberson, Sam   | 2  | 2   | 13  | 6.5  | 0  | 8  | 6.5   |
| Brainard, Chris | 2  | 1   | 6   | 6.0  | 0  | 6  | 3.0   |
| Total           | 3  | 60  | 528 | 8.8  | 3  | 59 | 176.0 |
| Opponents       | 3  | 53  | 572 | 10.8 | 4  | 34 | 190.7 |

| Punt Returns | no. | yds | avg  | td | lg |
|--------------|-----|-----|------|----|----|
| Hill, Royce  | 1   | 2   | 2.0  | 0  | 2  |
| Total        | 1   | 2   | 2.0  | 0  | 2  |
| Opponents    | 9   | 136 | 15.1 | 0  | 36 |

| Interceptions | no. | yds | avg  | td | lg |
|---------------|-----|-----|------|----|----|
| Hill, Royce   | 2   | 58  | 29.0 | 0  | 57 |
| Total         | 2   | 58  | 29.0 | 0  | 57 |
| Opponents     | 2   | 69  | 34.5 | 1  | 69 |

| Kick Returns   | no. | yds | avg  | td | lg |
|----------------|-----|-----|------|----|----|
| Smith, Ira     | 4   | 73  | 18.2 | 0  | 23 |
| Dunbar, Lance  | 3   | 39  | 13.0 | 0  | 14 |
| Cook, DaWaylon | 2   | 47  | 23.5 | 0  | 25 |
| Carey, Darius  | 1   | 15  | 15.0 | 0  | 15 |
| Hamilton, J.   | 1   | 19  | 19.0 | 0  | 19 |
| Total          | 11  | 193 | 17.5 | 0  | 25 |
| Opponents      | 10  | 219 | 21.9 | 0  | 61 |

| Fumble Returns | no. | yds | avg  | td | lg |
|----------------|-----|-----|------|----|----|
| Cook, DaWaylon | 1   | 16  | 16.0 | 0  | 16 |
| Total          | 1   | 16  | 16.0 | 0  | 16 |
| Opponents      | 1   | 10  | 10.0 | 0  | 10 |



## NORTH TEXAS INDIVIDUAL STATISTICS

| Scoring          | td        | fg         | PAT         |          |          |            | dxp      | saf       | pts |
|------------------|-----------|------------|-------------|----------|----------|------------|----------|-----------|-----|
|                  |           |            | kick        | rush     | rcv      | pass       |          |           |     |
| Knott, Jeremy    | -         | 5-7        | 6-6         | -        | -        | -          | -        | 21        |     |
| Dunbar, Lance    | 2         | -          | -           | -        | -        | -          | -        | 12        |     |
| Montgomery, C.   | 2         | -          | -           | -        | -        | -          | -        | 12        |     |
| Outlaw, Michael  | 1         | -          | -           | -        | -        | -          | -        | 6         |     |
| Jackson, Jamaal  | 1         | -          | -           | -        | -        | -          | -        | 6         |     |
| <b>Total</b>     | <b>6</b>  | <b>5-7</b> | <b>6-6</b>  | <b>-</b> | <b>-</b> | <b>-</b>   | <b>-</b> | <b>57</b> |     |
| <b>Opponents</b> | <b>11</b> | <b>6-7</b> | <b>8-10</b> | <b>-</b> | <b>1</b> | <b>1-1</b> | <b>-</b> | <b>94</b> |     |

| Total Offense    | g        | plays      | rush       | pass       | total       | avg/g        |
|------------------|----------|------------|------------|------------|-------------|--------------|
| Dodge, Riley     | 2        | 72         | 83         | 333        | 416         | 208.0        |
| Montgomery, C.   | 3        | 46         | 245        | 0          | 245         | 81.7         |
| Tune, Nathan     | 3        | 40         | 7          | 195        | 202         | 67.3         |
| Dunbar, Lance    | 3        | 28         | 97         | 0          | 97          | 32.3         |
| Hamilton, J.     | 2        | 7          | 31         | 0          | 31          | 15.5         |
| Mathis, Jeremi   | 3        | 8          | 27         | 0          | 27          | 9.0          |
| Carey, Darius    | 3        | 1          | 3          | 0          | 3           | 1.0          |
| Mosley, Micah    | 3        | 2          | 2          | 0          | 2           | 0.7          |
| Jackson, Jamaal  | 3        | 1          | -9         | 0          | -9          | -3.0         |
| <b>TEAM</b>      | <b>2</b> | <b>3</b>   | <b>-14</b> | <b>0</b>   | <b>-14</b>  | <b>-7.0</b>  |
| <b>Total</b>     | <b>3</b> | <b>208</b> | <b>472</b> | <b>528</b> | <b>1000</b> | <b>333.3</b> |
| <b>Opponents</b> | <b>3</b> | <b>207</b> | <b>492</b> | <b>572</b> | <b>1064</b> | <b>354.7</b> |

| Field Goals   | fg  | pct. | 01-19 | 20-29 | 30-39 | 40-49 | 50-99 | lg | blk |
|---------------|-----|------|-------|-------|-------|-------|-------|----|-----|
| Knott, Jeremy | 5-7 | 71.4 | 2-2   | 2-2   | 1-1   | 0-2   | 0-0   | 32 | 0   |

| FG Sequence          | North Texas     | Opponents      |
|----------------------|-----------------|----------------|
| Ball State Cardinals | 47,(24),47,(19) | (21),31        |
| OHIO                 | (32),(18),(22)  | (44),(47),(35) |
| Alabama              | -               | (35),(20)      |

Numbers in (parentheses) indicate field goal was made.

| Punting          | no.       | yds        | avg         | lg        | tb       | fc       | i20      | 50+      | blk      |
|------------------|-----------|------------|-------------|-----------|----------|----------|----------|----------|----------|
| Atterberry, W.   | 18        | 762        | 42.3        | 52        | 0        | 2        | 9        | 4        | 0        |
| <b>Total</b>     | <b>18</b> | <b>762</b> | <b>42.3</b> | <b>52</b> | <b>0</b> | <b>2</b> | <b>9</b> | <b>4</b> | <b>0</b> |
| <b>Opponents</b> | <b>15</b> | <b>612</b> | <b>40.8</b> | <b>63</b> | <b>2</b> | <b>4</b> | <b>3</b> | <b>2</b> | <b>0</b> |

| Kickoffs         | no.       | yds         | avg         | tb       | ob       | retn        | net         | ydln      |
|------------------|-----------|-------------|-------------|----------|----------|-------------|-------------|-----------|
| Knott, Jeremy    | 12        | 732         | 61.0        | 1        | 1        |             |             |           |
| <b>Total</b>     | <b>12</b> | <b>732</b>  | <b>61.0</b> | <b>1</b> | <b>1</b> | <b>21.9</b> | <b>41.1</b> | <b>28</b> |
| <b>Opponents</b> | <b>17</b> | <b>1000</b> | <b>58.8</b> | <b>2</b> | <b>3</b> | <b>17.5</b> | <b>45.1</b> | <b>24</b> |



## NORTH TEXAS DEFENSIVE STATISTICS

| ## | Defensive Leaders | gp | Tackles |    |     | Sacks   | Pass defense |         | Fumbles |     | blkd    |
|----|-------------------|----|---------|----|-----|---------|--------------|---------|---------|-----|---------|
|    |                   |    | ua      | a  | tot | tfl/yds | no-yds       | int-yds | brup    | qbh | rcv-yds |
| 44 | Nwigwe, Tobe      | 3  | 25      | 6  | 31  | 5.0-11  | .            | .       | .       | .   | .       |
| 42 | Robertson, C.     | 3  | 17      | 13 | 30  | 1.0-1   | 0.5-0        | .       | 1       | 1   | 1-0     |
| 10 | Cook, DaWaylon    | 3  | 18      | 4  | 22  | .       | .            | .       | 1       | .   | 1-16    |
| 21 | Hill, Royce       | 3  | 12      | 2  | 14  | .       | .            | 2-58    | .       | .   | 1-0     |
| 37 | Hill, Kylie       | 3  | 8       | 4  | 12  | .       | .            | .       | 1       | .   | .       |
| 47 | Akpunku, B.       | 3  | 8       | 4  | 12  | 3.0-10  | 2.0-9        | .       | .       | .   | 1-0     |
| 22 | Adams, Adryan     | 3  | 9       | 2  | 11  | .       | .            | .       | 1       | .   | .       |
| 25 | Smith, Ira        | 3  | 7       | 3  | 10  | .       | .            | .       | 1       | .   | .       |
| 31 | Penson, A.J.      | 3  | 4       | 2  | 6   | .       | .            | .       | 1       | .   | .       |
| 45 | Phillips, J.      | 3  | 4       | 2  | 6   | .       | .            | .       | .       | .   | .       |
| 52 | Owusu-Hemeng, S   | 3  | 3       | 3  | 6   | 2.0-9   | .            | .       | .       | 1   | .       |
| 91 | Jackson, Kelvin   | 2  | 2       | 4  | 6   | .       | .            | .       | 1       | .   | .       |
| 94 | Gilmore, E.       | 3  | 4       | 2  | 6   | 2.0-11  | 1.0-9        | .       | .       | .   | .       |
| 23 | Williams, D.      | 3  | 3       | 2  | 5   | .       | .            | .       | .       | .   | .       |
| 99 | Atkinson, S.      | 3  | 2       | 2  | 4   | 2.0-14  | 2.0-14       | .       | .       | .   | .       |
| 92 | Ross, Draylen     | 3  | 1       | 3  | 4   | .       | .            | .       | .       | .   | .       |
| 96 | Cantly, Tevinn    | 3  | .       | 3  | 3   | .       | .            | .       | .       | .   | .       |
| 48 | Obi, K.C.         | 3  | 3       | .  | 3   | 1.0-2   | .            | .       | .       | .   | .       |
| 27 | Gordon, Robby     | 3  | 1       | 2  | 3   | .       | .            | .       | .       | .   | .       |
| 53 | Prior, Daniel     | 1  | 1       | 2  | 3   | .       | .            | .       | .       | .   | .       |
| 63 | White, Kyle       | 1  | .       | 3  | 3   | .       | .            | .       | .       | .   | .       |
| 24 | Mathis, Jeremi    | 3  | 1       | 1  | 2   | .       | .            | .       | .       | .   | .       |
| 80 | Dickerson, K.     | 3  | 2       | .  | 2   | .       | .            | .       | .       | .   | .       |
| 5  | Dunbar, Lance     | 3  | 1       | 1  | 2   | .       | .            | .       | .       | .   | .       |
| 2  | Hamilton, J.      | 2  | 2       | .  | 2   | .       | .            | .       | .       | .   | .       |
| 95 | DeSoto, Jessie    | 3  | 1       | 1  | 2   | .       | .            | .       | .       | .   | .       |
| 54 | Deheck, Robbie    | 3  | .       | 2  | 2   | .       | .            | .       | .       | .   | .       |
| 83 | Seidle, Bryant    | 3  | .       | 1  | 1   | .       | .            | .       | .       | .   | .       |
| 64 | Gill, Victor      | 2  | 1       | .  | 1   | .       | .            | .       | .       | .   | .       |
| 26 | Montgomery, C.    | 3  | .       | 1  | 1   | .       | .            | .       | .       | .   | .       |
|    | Total             | 3  | 140     | 75 | 215 | 16-58   | 5-32         | 2-58    | 7       | 2   | 4-16    |
|    | Opponents         | 3  | 147     | 90 | 237 | 17-57   | 2-9          | 2-69    | 13      | 1   | 4-10    |



## NORTH TEXAS RED-ZONE RESULTS

### North Texas Inside Opponent Red-Zone

| Date         | Opponent                | Score   | Times In RZ | Times Scored | Total Pts | Rush |     |     | Pass |     | FGs Made | Failed to score inside RZ |      |     |      |      |      |
|--------------|-------------------------|---------|-------------|--------------|-----------|------|-----|-----|------|-----|----------|---------------------------|------|-----|------|------|------|
|              |                         |         |             |              |           | TDs  | TDs | TDs | TDs  | TDs |          | FGA                       | Down | Int | Fumb | Half | Game |
| Sep 03, 2009 | at Ball State Cardinals | W 20-10 | 6           | 4            | 20        | 2    | 1   | 1   | 1    | 2   | 0        | 0                         | 1    | 0   | 1    | 0    |      |
| Sep 12, 2009 | OHIO                    | L 30-31 | 7           | 6            | 30        | 3    | 2   | 1   | 3    | 0   | 0        | 0                         | 1    | 0   | 0    |      |      |
| Sep 19, 2009 | at Alabama              | L 7-53  | 0           | 0            | 0         | 0    | 0   | 0   | 0    | 0   | 0        | 0                         | 0    | 0   | 0    |      |      |
| Totals       |                         |         | 13          | 10           | 50        | 5    | 3   | 2   | 5    | 0   | 0        | 1                         | 1    | 1   | 0    |      |      |

10 of 13 (76.9%)

### Opponents Inside North Texas Red-Zone

| Date         | Opponent                | Score   | Times In RZ | Times Scored | Total Pts | Rush |     |     | Pass |     | FGs Made | Failed to score inside RZ |      |     |      |      |      |
|--------------|-------------------------|---------|-------------|--------------|-----------|------|-----|-----|------|-----|----------|---------------------------|------|-----|------|------|------|
|              |                         |         |             |              |           | TDs  | TDs | TDs | TDs  | TDs |          | FGA                       | Down | Int | Fumb | Half | Game |
| Sep 03, 2009 | at Ball State Cardinals | W 20-10 | 3           | 1            | 3         | 0    | 0   | 0   | 1    | 1   | 0        | 1                         | 0    | 0   | 0    |      |      |
| Sep 12, 2009 | OHIO                    | L 30-31 | 2           | 2            | 11        | 1    | 0   | 1   | 1    | 0   | 0        | 0                         | 0    | 0   |      |      |      |
| Sep 19, 2009 | at Alabama              | L 7-53  | 7           | 7            | 40        | 5    | 5   | 0   | 2    | 0   | 0        | 0                         | 0    | 0   |      |      |      |
| Totals       |                         |         | 12          | 10           | 54        | 6    | 5   | 1   | 4    | 1   | 0        | 1                         | 0    | 0   |      |      |      |

10 of 12 (83.3%)



## NORTH TEXAS GAME SUPERLATIVES

### Individual Game Highs

|                     |      |  |
|---------------------|------|--|
| Rushes              | 22   | Montgomery, C. vs OHIO (Sep 12, 2009)                  |
| Yards Rushing       | 149  | Montgomery, C. at Ball State Cardinals (Sep 03, 2009)  |
| TD Rushes           | 2    | Montgomery, C. vs OHIO (Sep 12, 2009)                  |
| Long Rush           | 25   | Montgomery, C. at Ball State Cardinals (Sep 03, 2009)  |
| Pass attempts       | 33   | Dodge, Riley at Ball State Cardinals (Sep 03, 2009)    |
| Pass completions    | 23   | Dodge, Riley at Ball State Cardinals (Sep 03, 2009)    |
| Yards Passing       | 216  | Dodge, Riley at Ball State Cardinals (Sep 03, 2009)    |
| TD Passes           | 1    | Dodge, Riley at Ball State Cardinals (Sep 03, 2009)    |
|                     | 1    | Dodge, Riley vs OHIO (Sep 12, 2009)                    |
|                     | 1    | Tune, Nathan at Alabama (Sep 19, 2009)                 |
| Long Pass           | 59   | Dodge, Riley at Ball State Cardinals (Sep 03, 2009)    |
| Receptions          | 7    | Outlaw, Michael at Ball State Cardinals (Sep 03, 2009) |
|                     | 7    | Lott, Alex vs OHIO (Sep 12, 2009)                      |
| Yards Receiving     | 86   | Jackson, Jamaal at Ball State Cardinals (Sep 03, 2009) |
| TD Receptions       | 1    | Outlaw, Michael at Ball State Cardinals (Sep 03, 2009) |
|                     | 1    | Jackson, Jamaal vs OHIO (Sep 12, 2009)                 |
|                     | 1    | Dunbar, Lance at Alabama (Sep 19, 2009)                |
| Long Reception      | 59   | Jackson, Jamaal at Ball State Cardinals (Sep 03, 2009) |
| Field Goals         | 3    | Knott, Jeremy vs OHIO (Sep 12, 2009)                   |
| Long Field Goal     | 32   | Knott, Jeremy vs OHIO (Sep 12, 2009)                   |
| Punts               | 9    | Atterberry, W. at Alabama (Sep 19, 2009)               |
| Punting Avg         | 47.0 | Atterberry, W. at Ball State Cardinals (Sep 03, 2009)  |
| Long Punt           | 52   | Atterberry, W. at Alabama (Sep 19, 2009)               |
| Long Punt Return    | 2    | Hill, Royce vs OHIO (Sep 12, 2009)                     |
| Long Kickoff Return | 25   | Cook, DaWaylon at Ball State Cardinals (Sep 03, 2009)  |
| Tackles             | 15   | Nwigwe, Tobe vs OHIO (Sep 12, 2009)                    |
| Sacks               | 2.0  | Akpunku, B. vs OHIO (Sep 12, 2009)                     |
|                     | 2.0  | Atkinson, S. vs OHIO (Sep 12, 2009)                    |
| Tackles For Loss    | 3.0  | Akpunku, B. vs OHIO (Sep 12, 2009)                     |
| Interceptions       | 1    | Hill, Royce at Ball State Cardinals (Sep 03, 2009)     |
|                     | 1    | Hill, Royce vs OHIO (Sep 12, 2009)                     |

### Team Game Highs

|                  |     |  |
|------------------|-----|--|
| Rushes           | 51  | at Ball State Cardinals (Sep 03, 2009) |
| Yards Rushing    | 296 | at Ball State Cardinals (Sep 03, 2009) |
| Yards Per Rush   | 5.8 | at Ball State Cardinals (Sep 03, 2009) |
| TD Rushes        | 2   | vs OHIO (Sep 12, 2009)                 |
| Pass attempts    | 35  | vs OHIO (Sep 12, 2009)                 |
| Pass completions | 23  | at Ball State Cardinals (Sep 03, 2009) |
| Yards Passing    | 216 | at Ball State Cardinals (Sep 03, 2009) |
| Yards Per Pass   | 6.5 | at Ball State Cardinals (Sep 03, 2009) |
| TD Passes        | 1   | at Ball State Cardinals (Sep 03, 2009) |
|                  | 1   | vs OHIO (Sep 12, 2009)                 |
|                  | 1   | at Alabama (Sep 19, 2009)              |
| Total Plays      | 84  | at Ball State Cardinals (Sep 03, 2009) |
| Total Offense    | 512 | at Ball State Cardinals (Sep 03, 2009) |
| Yards Per Play   | 6.1 | at Ball State Cardinals (Sep 03, 2009) |
| Points           | 30  | vs OHIO (Sep 12, 2009)                 |
| Sacks By         | 5   | vs OHIO (Sep 12, 2009)                 |
| First Downs      | 27  | at Ball State Cardinals (Sep 03, 2009) |
| Penalties        | 9   | at Ball State Cardinals (Sep 03, 2009) |
|                  | 9   | vs OHIO (Sep 12, 2009)                 |
| Penalty Yards    | 81  | at Ball State Cardinals (Sep 03, 2009) |
| Turnovers        | 4   | vs OHIO (Sep 12, 2009)                 |
| Interceptions By | 1   | at Ball State Cardinals (Sep 03, 2009) |
|                  | 1   | vs OHIO (Sep 12, 2009)                 |



## OPPONENT GAME SUPERLATIVES

### Opponent Individual Game Highs

|                     |      |  |
|---------------------|------|--|
| Rushes              | 19   | Terry Grant, at Alabama (Sep 19, 2009)                 |
| Yards Rushing       | 103  | LEWIS, MiQuale, at Ball State Cardinals (Sep 03, 2009) |
| TD Rushes           | 2    | Terry Grant, at Alabama (Sep 19, 2009)                 |
| Long Rush           | 38   | T. Richardson, at Alabama (Sep 19, 2009)               |
| Pass attempts       | 34   | PAGE, Kelly, at Ball State Cardinals (Sep 03, 2009)    |
| Pass completions    | 15   | PAGE, Kelly, at Ball State Cardinals (Sep 03, 2009)    |
| Yards Passing       | 176  | Greg McElroy, at Alabama (Sep 19, 2009)                |
| TD Passes           | 2    | SCOTT, Theo, vs OHIO (Sep 12, 2009)                    |
|                     | 2    | Greg McElroy, at Alabama (Sep 19, 2009)                |
| Long Pass           | 34   | PAGE, Kelly, at Ball State Cardinals (Sep 03, 2009)    |
|                     | 34   | Greg McElroy, at Alabama (Sep 19, 2009)                |
| Receptions          | 7    | PRICE, Taylor, vs OHIO (Sep 12, 2009)                  |
| Yards Receiving     | 68   | PRICE, Taylor, vs OHIO (Sep 12, 2009)                  |
| TD Receptions       | 1    | DUNLOP, Riley, vs OHIO (Sep 12, 2009)                  |
|                     | 1    | PRICE, Taylor, vs OHIO (Sep 12, 2009)                  |
|                     | 1    | Marquis Maze, at Alabama (Sep 19, 2009)                |
|                     | 1    | Mark Ingram, at Alabama (Sep 19, 2009)                 |
| Long Reception      | 34   | ORSBON, Briggs, at Ball State Cardinals (Sep 03, 2009) |
|                     | 34   | Marquis Maze, at Alabama (Sep 19, 2009)                |
| Field Goals         | 3    | WELLER, Matt, vs OHIO (Sep 12, 2009)                   |
| Long Field Goal     | 47   | WELLER, Matt, vs OHIO (Sep 12, 2009)                   |
| Punts               | 7    | KOVANDA, Scott, at Ball State Cardinals (Sep 03, 2009) |
|                     | 7    | SCHULTE, Matt, vs OHIO (Sep 12, 2009)                  |
| Punting Avg         | 49.0 | P J. Fitzgerald, at Alabama (Sep 19, 2009)             |
| Long Punt           | 63   | KOVANDA, Scott, at Ball State Cardinals (Sep 03, 2009) |
| Long Punt Return    | 36   | Javier Arenas, at Alabama (Sep 19, 2009)               |
| Long Kickoff Return | 61   | Javier Arenas, at Alabama (Sep 19, 2009)               |
| Tackles             | 14   | KELLER, Noah, vs OHIO (Sep 12, 2009)                   |
| Sacks               | 1.0  | NOTESTINE, Dak, vs OHIO (Sep 12, 2009)                 |
|                     | 1.0  | WEAVER, Brandon, vs OHIO (Sep 12, 2009)                |
| Tackles For Loss    | 2.0  | DUFFIN, Drew, at Ball State Cardinals (Sep 03, 2009)   |
|                     | 2.0  | RENFRO, Lee, vs OHIO (Sep 12, 2009)                    |
| Interceptions       | 1    | BAKER, Sean, at Ball State Cardinals (Sep 03, 2009)    |
|                     | 1    | JACKSON, Kenny, vs OHIO (Sep 12, 2009)                 |

### Opponent Team Game Highs

|                  |     |  |
|------------------|-----|--|
| Rushes           | 45  | at Alabama (Sep 19, 2009)              |
| Yards Rushing    | 260 | at Alabama (Sep 19, 2009)              |
| Yards Per Rush   | 7.0 | at Ball State Cardinals (Sep 03, 2009) |
| TD Rushes        | 5   | at Alabama (Sep 19, 2009)              |
| Pass attempts    | 35  | at Ball State Cardinals (Sep 03, 2009) |
| Pass completions | 22  | at Alabama (Sep 19, 2009)              |
| Yards Passing    | 263 | at Alabama (Sep 19, 2009)              |
| Yards Per Pass   | 9.4 | at Alabama (Sep 19, 2009)              |
| TD Passes        | 2   | vs OHIO (Sep 12, 2009)                 |
|                  | 2   | at Alabama (Sep 19, 2009)              |
| Total Plays      | 75  | vs OHIO (Sep 12, 2009)                 |
| Total Offense    | 523 | at Alabama (Sep 19, 2009)              |
| Yards Per Play   | 7.2 | at Alabama (Sep 19, 2009)              |
| Points           | 53  | at Alabama (Sep 19, 2009)              |
| Sacks By         | 2   | vs OHIO (Sep 12, 2009)                 |
| First Downs      | 28  | at Alabama (Sep 19, 2009)              |
| Penalties        | 14  | vs OHIO (Sep 12, 2009)                 |
| Penalty Yards    | 138 | vs OHIO (Sep 12, 2009)                 |
| Turnovers        | 3   | vs OHIO (Sep 12, 2009)                 |
| Interceptions By | 1   | at Ball State Cardinals (Sep 03, 2009) |
|                  | 1   | vs OHIO (Sep 12, 2009)                 |