



MEAN GREEN™

2009 University of North Texas Football

Quick Facts Coaches

Todd Dodge (Texas, '87)
 North Texas Record.....4-21 (Third Year)
 vs. Ohio.....0-0
 Overall Record.....4-21 (Third Year)
 vs. Ohio.....0-0

Frank Solich (Nebraska, '66)
 Ohio Record.....23-27 (Fifth Year)
 vs. North Texas.....0-0
 Overall Record.....81-46 (10th Year)
 vs. North Texas.....0-0

Series

This weeks game with Ohio marks the first ever meeting between the teams.

Television

TXA-21

Play-by-play Doug Anderson
 Analyst..... LaDarrin McLain

Radio

Mean Green Radio Network -KWRD
 100.7 FM (Dallas/Fort Worth) and KNTU
 88.1 FM (Denton). George Dunham (Play-
 by-Play) and Hank Dickenson (Color).

Internet

The live broadcast of the game can be accessed on the internet through the North Texas athletic web site or the KWRD web site. To access the broadcast on the internet go to MeanGreenSports.com or thewordfm.com.

Athletic Media Relations

Football Contacts: Eric Capper and Steven Bartolotta

Capper Work 940-565-2476
 Cell 940-367-0727
 Email eric.capper@unt.edu
 Bartolotta Work 940-369-8329
 Cell 817-300-1931
 Email..... steven.bartolotta@unt.edu



GAME 2



NORTH TEXAS (1-0, 0-0) vs OHIO (0-1, 0-0)
Sept. 12, 2009 • Fouts Field (30,500)
Denton, Texas • 6:05 p.m. CT • TXA 21

THE PARTICULARS

North Texas faces off against the Ohio Bobcats in the home opener for the Mean Green. The game will be televised in the Dallas-Fort Worth area on TXA 21 and can be heard on the Mean Green Radio Network. Kickoff is set for 6:05 p.m.

THE PRINCIPALS

North Texas is home for the first time this season looking to build on its momentum from the 20-10 victory over Ball State to begin the year. The Mean Green is 1-0 for the first time since the 2005 season and going after its first 2-0 start to a year since the 1994 season. The Mean Green won its first non-conference season opening game for the first time since 1988. Ohio is looking to bounce back after a 23-16 loss at home to Connecticut to start the season. The Bobcats were 2-5 away from home last season as they start a difficult stretch with four of their next five games on the road.

THE SERIES

North Texas and Ohio have never met before. However, North Texas holds a 2-3 all-time record against teams from the Mid-American Conference.

NEXT GAME

The Mean Green will take to the road for the second time in the 2009 season as the visit the Alabama Crimson Tide. Ohio returns back home next week to face Cal-Poly.

North Texas (1-0, 0-0 Sun Belt)

Sept. 3	at Ball State	W, 20-10
Sept. 12	vs. Ohio	6 p.m.
Sept. 19	at Alabama	11:20 a.m.
Sept. 26	vs. Middle Tennessee*	6 p.m.
Oct. 10	at Louisiana-Lafayette*	6 p.m.
Oct. 17	vs. Florida Atlantic*	6 p.m.
Oct. 24	at Troy*	2:30 p.m.
Oct. 31	vs. Western Kentucky*	2 p.m.
Nov. 7	vs. ULM*	3 p.m.
Nov. 14	at Florida International*	6 p.m.
Nov. 21	vs. Army	3 p.m.
Nov. 28	at Arkansas State*	2 p.m.

*Sun Belt Conference Game
 All Times Central

Ohio (0-1, 0-0 Mid-American)

Sept. 5	vs. Connecticut	L, 23-16
Sept. 12	at North Texas	7 p.m.
Sept. 19	vs. Cal Poly	7 p.m.
Sept. 26	at Tennessee	TBA
Oct. 3	at Bowling Green	4 p.m.
Oct. 10	at Akron	6 p.m.
Oct. 17	vs. Miami (OH)	2 p.m.
Oct. 24	vs. Kent State	2 p.m.
Oct. 31	at Ball State	7 p.m.
Nov. 10	at Buffalo	7 p.m.
Nov. 21	vs. Northern Illinois	2 p.m.
Nov. 27	vs. Temple	2 p.m.
Dec. 5	MAC Championship	8 p.m.

*MAC Conference Game
 All Times Eastern



MEAN GREEN™

North Texas Quick Facts

Location.....	Denton, Texas
Founded.....	1890
President.....	Dr. Gretchen Bataille
Enrollment.....	34,795
Founded.....	1890
Athletic Director.....	Rick Villarreal
Nickname.....	Mean Green
Colors.....	Green and White
Home Field.....	Fouts Field
Capacity.....	30,500
Surface.....	Artificial
First Year of Football.....	1913
Years of Football.....	93
Conference.....	Sun Belt
Head Coach.....	Todd Dodge (Third Year)
Overall Record.....	4-21
Record at North Texas.....	4-21
Primary Offense.....	Spread
Primary Defense.....	4-3

Mean Green Team Record

Overall.....	466-431-34
Home.....	248-126-12
Fouts Field.....	148-75-7
Away.....	215-300-22
Neutral.....	2-5
Since Div. I-A (1995).....	57-107

Versus Other Div. I-A Conferences

ACC.....	0-2
Big East.....	0-1
Big 12.....	7-55
Big 10.....	0-0
Conference USA.....	34-44-1
Independent.....	1-1
Mid-American.....	2-3
Mountain West.....	6-15
Pac-10.....	2-5
SEC.....	4-31
Sun Belt.....	65-55-2
WAC.....	34-75-2

Under Todd Dodge

Overall.....	4-21
Home.....	2-8
Away.....	2-12
August.....	0-1
September.....	1-7
October.....	1-7
November.....	2-5
December.....	0-1

Team Streaks

Wins.....	1
Home Wins.....	0
Away Wins.....	1
Sun Belt Wins.....	0
Losses.....	0
Home Losses.....	5
Away Losses.....	0
Non-Sun Belt Losses.....	0
Wins When Holding Opponents to 10 Points or Under.....	26
Wins When Scoring 30 Points or More.....	1

Media availability for Week 2 vs. Ohio

Monday 7	Tuesday 8	Wednesday 9	Thursday 10	Friday 11	Saturday 12	Sunday 13
Sun Belt Teleconference - Coach Dodge at 11:08 a.m.	Practice at Athletic Center 3:15 p.m.	Practice at Athletic Center 3:15 p.m.	Practice at Athletic Center 3:15 p.m.	Team Meetings Player walk-through	Kick-off with Ohio, 6:00 p.m.	Off Day
Notes Package Released	Only day for player availability after practice	Coach Dodge available for out of town meeting on the phone.	No player availability	No player availability		No player availability
Practice 3:45 at the Athletic Center		No player availability				
No player availability						

A CLOSER LOOK AT OHIO

Head Coach Frank Solich – Solich is entering his fifth season at the helm of the Ohio program. Solich guided the Bobcats to a 9-5 record in 2006 and the 2007 GMAC Bowl. Solich is sixth all-time at Ohio with 23 career wins. He has a long and rich history of coaching at the collegiate level as most of his time was spent with Nebraska. He was the head coach of the Cornhuskers from 1998-03 and compiled a 58-19 record. He was the Big 12 Coach of the Year in 1999 and 2001 and his team won the 1999 Big 12 title.

The Matchup – The Mean Green enters the game with some momentum after knocking Ball State while Ohio is looking to rebound after a loss to Connecticut. The North Texas ground game was rolling against the Cardinals with 296 total yards, which is 14th in the nation. Cam Montgomery piled up 149 yards on the ground and is ninth in the nation with that total. Freshman Riley Dodge handled the pressure of his first start well with 289 yards of total offense. The Mean Green's offensive line also get's alot of the credit as they did now allow a sack against Ball State and is one of 30 teams in the country that didn't allow a sack in the opening game. Ohio faced a tough defense in Connecticut and only had 247 yards of total offense. Boo Jackson leads the way at quarterback but on defense Lee Renfro is the playmaker for the Bobcats. The linebacker had 12 tackles in the opening game against the Huskies.

GENERAL INFORMATION

Location: Athens, Ohio
Enrollment: 28,751
President: Dr. Roderick J. McDavis
Athletic Director: Jim Schaus
Founded: 1804
Nickname: Bobcats
Colors: Hunter Green and White

FOOTBALL STAFF

Head Coach: Frank Solich (Nebraska)
Record at Ohio: 23-27 (Fifth Year)
Overall Record: 81-46 (10th Year)
Assistant Coaches:
 Tim Albin (Co-Offensive Coordinator/RB's)
 Gerry Gdowski (Co-Offensive Coordinator/QB's)
 Jimmy Burrow (Defensive Coordinator/DB's)
 Pete Germano (Defensive Line)
 David Brown (Cornerbacks)
 Ross Els (Special Teams/LB's)
 Keven Lightner (Offensive Line)
 Dwayne Dixon (Wide Receivers)
 Scott Ispording (Tight Ends)

TEAM INFORMATION

2009 Record: 0-1, 0-0 MAC
Offensive System: Multiple
Defensive System: 4-3

SPORTS INFORMATION

SID: Jason Corriher
Office phone: 740-593-1298
Cell: 740-331-1497
FAX: 740-597-1838
Email: corriher@ohio.edu
Web Site: www.ohiobobcats.com

THE SERIES - GAME-BY-GAME

Series Record: First Meeting
At Athens: 0-0
At Denton: First Meeting
First game: September 12, 2009
Last game: Septemeber 12, 2009



Media Information Post-Game Interviews

The North Texas locker room is closed to all members of the media. Head coach Todd Dodge and requested players will be available for interviews following a brief cooling off period. Postgame interviews at Fouts Field will be held in the media interview room below the east stands.

Credentials For Media

Those wishing to cover North Texas must contact Eric Capper or Steven Bartolotta for credentials for home and away games. Seating is very limited at Fouts Field and requests for North Texas home games need to be made at least one week prior to the contest.

Media Availability for Players

All player interviews will be conducted following the teams practice on Tuesday afternoon at the Athletic Center. Requests for players should be made in advance through the sports information office. No interviews will be granted on Monday or Wednesday post practice. Special exemptions may be granted to those media wishing to interview a specific student-athlete before practice at the discretion of the media relations office.

Sun Belt Teleconference

The Sun Belt Conference will conduct a weekly teleconference with each of the eight head coaches each Monday throughout the season. Coach Dodge will be on the call from 11:08-11:14 a.m. each week.

Post-Practice

Dodge will be available to media immediately following Tuesday's practice at the Darrell Dickey Practice Facility. Requests should be made in advance of practice to the media relations office.

Out of Town Media

Dodge and his assistant coaches are also available by request to out-of-town media Monday through Wednesday from 11 a.m.-12 noon. Contact the media relations office to arrange these requests.

Practice Coverage

Media has limited access to North Texas football practice. Viewing is available outside the fence of the practice facility. Video and still photography can be shot during the first 30 minutes of practice. Players and coaches are available for interviews following practice on Tuesday. All requests for interviews must be made in advance through the athletic media relations office.

SBC Players of the Week

North Texas was awarded both the offensive and defensive Players of the Week in the Sun Belt Conference after the win over Ball State last week. Freshman quarterback Riley Dodge and junior linebacker Craig Robertson earned the awards for their effort against the Cardinals. Dodge had 289 yards of total offense, including 216 passing and 73 rushing with one touchdown. Robertson had a team-high 12 tackles, including two for a loss and one fumble recovery. It was the first time since Sept. 12 of 2005 that North Texas had both the offensive and defensive Players of the Week, when Patrick Cobbs and Maurice Holman both had the honor in a season-opening win over Middle Tennessee.

Home Opener

North Texas is 55-21-2 all-time in home openers and 41-14-2 in home openers at Fouts Field. The Mean Green has lost four of the last five home-opening games, with the only win during that span coming against SMU in 2006.

Season Opening Victory

North Texas' win at Ball State last week was just the second win in a season opener in the last 13 years. Since the 1997 season, the Mean Green had been just 1-11 in season-opening games, with the only win coming at Middle Tennessee in 2005. Eight of those 11 losses came at the hands of a Big XII Conference school, including Texas three times and Oklahoma three times.

Non-Conference Road Win

The victory over Ball State was also a rare non-conference road win for the Mean Green, which had won just five of those games in the last 14 years before beating the Cardinals last week. Technically speaking, the last non-conference road win for North Texas before last week was the 51-40 win at Western Kentucky last season when the Hilltoppers were in their last year of transitioning into the Sun Belt Conference. Prior to that, the last non-conference road win was a 13-0 win at UL-Lafayette in 2000 when the Mean Green was a member of the Big West Conference. There was also two wins at Texas Tech in 1999 and 1997 as well as a 24-21 win at Northern Illinois in 1996. The trend that North Texas will try to break with this latest victory is that each of those previous four non-conference road wins came in losing seasons.

Holding it Down

The 10 points that North Texas allowed Ball State last week was the lowest scoring output by a Mean Green opponent since it held Louisiana-Lafayette to seven points in a 16-7 win in 2006. Over the past two years the North Texas defense allowed an average of 46.3 points per game and didn't hold any opponent in 2008 below 33 points.

Time Management

North Texas controlled the time of possession in the win over Ball State last week, holding the ball for 37:18 compared to just 22:42 for the Cardinals. The second quarter was really lopsided when the Mean Green held the ball for 11:14 and Ball State just 3:46. In that second quarter North Texas ran 27 plays compared to 10 for Ball State and had 142 yards compared to 30 for the Cardinals.

Special Improvement

Last season North Texas ranked 114th in the nation with a kickoff return average of 18.5 yards and it ranked dead last in the nation in kickoff return coverage, allowing an average of 30.9 yards per return. Insert new special teams coach Shelton Gandy. In the win over Ball State, North Texas averaged 20.0 yards per return and allowed an average of 16.8 yards per return.

Conversion Difference

In the win over Ball State, North Texas converted 7-of-15 third down attempts (47 percent) while the Cardinals were just 2-of-13 on third downs (15 percent). Last season, North Texas was 38 percent converting its own third down attempts and opponents were successful 47 percent of the time on third down.



North Texas Career Starts

(minimum of 10 games)

Antoine Bush, Sr., DB.....	31
Esteban Santiago, Jr. OL.....	23
Tobe Nwigwe, Sr., LB.....	22
Craig Robertson, Jr., LB.....	18
Tyler Bailey, Sr., OL.....	14
Kelvin Drake, Jr., OL.....	13
Victor Gill, Jr., OL.....	13
J.J. Johnson, So., OL.....	13
Kylie Hill, Sr., LB.....	13
A.J. Penson, Jr., LB.....	12
Gabe Hollivay, Sr., OL.....	12
D. Williams, So., DB.....	11

North Texas Consecutive Starts

Esteban Santiago, So. OL.....	23
Craig Robertson, So., LB.....	18
Tobe Nwigwe, Sr., LB.....	13
Victor Gill, Jr., OL.....	13
J.J. Johnson, So., OL.....	13
Kylie Hill, Sr., LB.....	13

North Texas Milestone Victories

1 vs. Burlleson College 25-0, 1914
100 vs. Abilene Christian 18-7, 10/9/1936
150 vs. Sam Houston 27-0, 10/25/1947
200 vs. Midwestern 40-13, 10/22/1955
250 vs. Southern Ill. 14-13, 10/31/1964
300 vs. Houston 28-0, 10/11/1975
350 vs. UL-Monroe 27-7, 11/5/1983
400 vs. SW Texas 35-28, 10/9/1993
450 vs. Middle Tenn. 30-21, 10/2/2004

Bold - Home Games

Fouts Field Milestone Victories


1 vs. North Dakota 55-0, 9/27/52
100 vs. Abilene Christian 26-3, 10/3/1987
150 vs. Idaho 51-29, 11/13/2004

Pronunciation Guide

Brandon Akpunku.....	AK-punk-COO
LaChris Anyiam	AN-YEE-um
Tobe Nwigwe.....	Nuh-whig-way
Troy Kokjohn.....	Coke-John
Matthew Menard....	Men-NARD
K.C. Obi.....	Oh-BE
Sam Owusu-Hemeng..	AH-WA-Sue-Heming
Casey Schutza.....	ShooTZ-Uh
Bryant Seidle.....	Sigh-dull

A New Home For The Mean Green

North Texas has called Fouts Field home since 1952, but those days are nearing an end. In



2011 the Mean Green will move into a new stadium located on-campus. Construction is set to begin on the stadium in January of 2010 and the stadium will have a capacity of 30,000 with the ability for future expansion to raise the total to 50,000. North Texas partnered with HKS to build the stadium - the same company that designed the American Airlines Center in Dallas and the new Cowboys Stadium in Arlington, Texas.

Redshirt At The Helm

Riley Dodge is just the second redshirt freshman this decade to start the season opener at quarterback. Dodge performed admirably in his first duty under center, completing 22-of-33 passes for 216 yards, with one touchdown and one interception. He also had 73 yards rushing. The only other redshirt freshman to start the season at quarterback this decade was Daniel Meager who opened the season as the starting quarterback at Middle Tennessee in 2005.

Big Guys Starting A Trend

While the Mean Green battled inexperience and youth in 2008, the 2009 North Texas offensive line is about as battled tested as you could want. The starting five have combined for a total of 76 career starts. The good thing about the group of Santiago (23 career starts), Bailey (14 career starts), Johnson (13 career starts), Drake (13 career starts), and Gill (13 career starts) is that only one is a senior (Bailey). In fact of the 10 offensive linemen in the two deep, only two are seniors, while four are juniors, three are sophomores and there is one freshman.

Forming A Committee

The offensive line might boast the most experienced, but the running back unit for North Texas is a close second. The Mean Green returns four or its top five rushers from last season and takes the redshirt off a promising young freshman. Senior Cam Montgomery is back after rushing for 928 yards last season. Backing up Montgomery is a host of players led by sophomore Lance Dunbar, junior Micah Mosely, sophomore James Hamilton and freshman Jeremi Mathis.

Coaches Picks

Troy was chosen as the 2009 Preseason favorite to win the Sun Belt Conference as voted on by the leagues head coaches. The Trojans received five of the nine first-place votes. The Trojans were followed by Arkansas State, Florida Atlantic, Middle Tennessee, Florida International, Louisiana-Lafayette, ULM, North Texas, and Western Kentucky. Florida Atlantic, Florida International, Louisiana-Lafayette, and ULM picked up the remaining first-place votes.

Coaches Up/Coaches Down

North Texas will put three assistant coaches in the press box during games and will have six assistants along with head coach Todd Dodge on the sideline. In the press box will be offensive coordinator Todd Ford, along with defensive coordinator Gary DeLoach. Cornerbacks coach Carlton Buckels and safeties coach Chuck Peterson will join DeLoach in the press box. Linebackers coach David Rausch and defensive line coach Mike Nelson will be on the sidelines. Wide Receiver coach Clayton George and offensive line coach Spencer Leftwich will be on the sidelines along with special teams/running backs coach Shelton Gandy. Graduate assistant coaches Brian Morgan and Kevin Barbay will also be in the press box.

Well Represented in the NFL

North Texas has had more players drafted to play professional football than any other team in the Sun Belt Conference. Since the first NFL draft in 1936, North Texas has had 77 players drafted, including seven players picked in the first round. Arkansas State is second among Sun Belt Schools which have had players drafted with 46. Joe Greene is the highest drafted player ever from North Texas when he was selected by the Pittsburgh Steelers with the fourth overall pick in 1969.



MEAN GREEN™

2009 Sun Belt Standings

Team	Conference	Overall
Arkansas State	0 0 .000	1 0
Louisiana-Lafayette	0 0 .000	1 0
North Texas	0 0 .000	1 0
Florida International	0 0 .000	0 0
Florida Atlantic	0 0 .000	0 1
Louisiana-Monroe	0 0 .000	0 1
Middle Tennessee	0 0 .000	0 1
Troy	0 0 .000	0 1
Western Kentucky	0 0 .000	0 1

This Week in the Sun Belt

September 12

Troy at Florida 11:20 a.m.

Arkansas State at Nebraska 1 p.m.

Ohio at North Texas 6 p.m.

Florida International at Alabama 6 p.m.

Kansas State at Louisiana-Lafayette 6 p.m.

Memphis at Middle Tennessee 6 p.m.

Texas Southern at ULM 6 p.m.

South Florida at Western Kentucky 6:30 p.m.

All Times Central



Quickie Stats

Mean Green's Record When:

Leading at the half	1-0
Trailing at the half	0-0
Tied at the half	0-0
Leading after three quarters	1-0
Trailing after three quarters	0-0
Tied after three quarters	0-0
Scoring first	1-0
Opponent scores first	0-0
Running more plays than opponent	1-0
Opponent runs more plays	0-0
Committing more turnovers	0-0
Committing less turnovers	0-0
Turnovers are even	1-0
Committing at least two turnovers	1-0
Winning time of possession	1-0
Opponent wins time of possession	0-0
Running 70 or more off. plays	1-0
Running less than 70 off. plays	0-0
Rushing for 150 yards or more	1-0
Rushing for less than 150 yards	0-0
Passing for 200 yards or more	1-0
Passing for less than 200 yards	0-0
Passing % is over 55%	1-0
Passing % is less than 55%	0-0
Third down conv. is over 40%	1-0
Third down conv. is less than 40%	0-0
Gaining more total yards than opp.	1-0
Gaining less total yards than opp.	0-0
Playing at home	0-0
Playing on the road	1-0
Playing on natural grass	0-0
Playing on artificial surface	1-0

TV Time

North Texas is scheduled to play on television eight times in 2009. The Mean Green will be shown in the Dallas/Fort Worth market on KTXA 21 for the Ohio and Army games as part of two-game deal with the station. The season opener at Ball State is slated for a national broadcast on ESPNU and the game at Alabama will be broadcast across the SEC Regional Network. The game at Louisiana-Lafayette and two home games with Florida Atlantic and Western Kentucky will be shown as part of the Sun Belt Conference package with ESPN Regional. The game at Troy will be broadcast by the Troy ISP Network. KTXA 21 will also air the North Texas games that are being broadcast as part of the Sun Belt package.

Charr-ging Them Up

One of the new additions to North Texas this offseason was that of a strength and conditioning coach for football. Aaron Ausmus started the program in January before leaving to take the same position at Tennessee. Todd Dodge then turned to Charr Gahagan to replace Ausmus. Gahagan was at the University of Washington and spent eight seasons at USC before that. He was a three-time national champion in powerlifting while at Louisiana Tech. The results have been noticable. Defensive lineman Eddrick Gilmore put on 29 pounds in the offseason, going from 240 to 269 in the new program. Offensive lineman Nate Jenkins went from 379 down to 349 pounds this season.

Did You Know

North Texas has its share of players on the roster that have great genes of their own but some have even better bloodlines. Wide receiver Alex Lott is the son of former Oklahoma All Big 8 quarterback Thomas Lott. His older brother just finished up his college career at Rice. Freshman wide receiver Desmond Brigham is the nephew of current Arizona Cardinals wide receiver Jamaica Rector. And if that wasn't enough freshman defensive back Jeremy Phillips is the younger brother of Jason Phillips, last seasons Mountain West Defensive Player of the Year and a former linebacker at TCU.

Following In Footsteps

North Texas head coach Todd Dodge is one of only 56 known major college head coaches who have had the rare opportunity to coach his son in college. There are only three other current sets of father-and-son duos on Football Bowl Subdivision teams, Dan and Cody Hawkins at Colorado, Ricky and Brad Bustle at Louisiana-Lafayette and Steve and Scott Spurrier at South Carolina. Todd and Riley make only the 22nd father-and-son, quarter back-and-coach tandem in FBS history.

Lack of Senioritis

The North Texas roster has only 13 seniors entering the 2009 season. Only eighth teams in the Football Bowl Subdivision have fewer seniors on their roster than North Texas, and only three of those teams (Boise State, Miami (OH), and Idaho) are non-BCS teams.

Fewest Senior's In the Nation

1. Boise State	4
2. Duke	9
S. Carolina	9
4. Georgia Tech	10
5. Miami (OH)	11
N. Carolina	11
7. Connecticut	12
Idaho	12
9. North Texas	13



MEAN GREEN OFFENSIVE NOTES

NT vs. Ohio Statistical Leaders

RUSHING YARDS

North Texas	Ohio
C. Montgomery 149	Boo Jackson 20
Riley Dodge 73	Chris Garrett 17

PASSING YARDS

North Texas	Ohio
Riley Dodge 216	Boo Jackson 117

RECEIVING YARDS

North Texas	Ohio
Jamaal Jackson 86	Taylor Price 44
Michael Outlaw 43	Riley Dunlop 36
K. Dickerson 24	Steven Goulet 26
C. Montgomery 19	Terrence McCrae 23

TOTAL OFFENSE

North Texas	Ohio
Riley Dodge 289	Boo Jackson 137
C. Montgomery 168	Theo Scott 67

TACKLES

North Texas	Ohio
Craig Robertson 12	Lee Renfro 12
Tobe Nwigwe 11	Donovan Fletcher 9
Kylie Hill 5	Steven Jackson 9

SACKS

North Texas	Ohio
N/A.....	Lee Renfro 1.0

INTERCEPTIONS

North Texas	Ohio
Royce Hill 1	Patrick Tafua 1
	Gerald Moore 1
	Melvin Payne 1

PUNTING AVG.

North Texas	Ohio
Will Atterberry 47.0	Matt Schulte 40.2

FIELD GOALS

North Texas	Ohio
Jeremy Knott 2-4	Matt Weller 1-1

Balanced Attack

North Texas 512 yards of total offense in the win over Ball State was balanced between 296 yards rushing and 216 yards passing. The total offense was made up of 58 percent rushing yards and 42 percent passing yards. Only once last year did North Texas rush for more yards than it passed for and that was in the season opener against Kansas State. There was also only two games last year when the balance between run and pass was better than it was last week against the Cardinals.

Going For A Long Time

North Texas held the ball for over 37 minutes against Ball State which is the best time of possession in nearly two years. Not since holding the ball for over 40 minutes against Louisiana-Lafayette in 2007 has North Texas dominated in time of possession like it did against Ball State.

Crazy 8's

Cam Montgomery had his best night in a North Texas uniform against Ball State with a career-high 149 yards rushing. Montgomery made it look easy against the Cardinals with an average of 8.8 yards a carry, which is also a career-best for the senior. The 8.8 yard average is the highest for North Texas running back in a game since Jamario Thomas had a 9.2 yard average against Western Kentucky on November 24, 2007. Montgomery also went over the 1,000 yard mark for his career and now sits with 1,077 yards for his career.

Dazzling Debut

The wide receiving duo of Michael Outlaw and Jamaal Jackson made their Mean Green introduction in grand style against Ball State last week. In his first game, Outlaw led the team in receiving with seven catches for 43 yards and one touchdown. Jackson led the team in receiving yards with 86, including a spectacular play when he took a short pass 59 yards down the sideline.

A Good Distributor

One of the areas that Coach Todd Dodge has emphasized this year is getting the ball in the hands of as many different people as possible. Through one game the offense is getting the message. The Mean Green had nine different wide receivers have at least one catch, which is the most since the second game of the season last year against Tulsa. To go along with that, four different players had over 20 yards rushing and three with over 60 rushing yards.

Going For A Three-Peat

Todd Dodge has helped the Mean Green to back-to-back years with over 4,000 yards of total offense. It is only the third time in school history that North Texas had consecutive years with over 4,000 yards of total offense. The 4,356 yards of offense in 2008 is the fifth-highest total in school history. The Mean Green has never had three straight seasons of 4,000 or more yards of total offense before. North Texas is also going after it's second 3,000-yard passing season in the last three years which has never happened before in school history.

A Top 10 In Sight

Running back Cam Montgomery has topped the 1,000 yard rushing mark for his career and has his sights set on joining the top 10 all-time at North Texas. Montgomery is just 788 yards from entering the top 10 all-time for most rushing yards in a career. If he does so this year Montgomery will be knocking a legend from the top 10 list. Ranking 10th all-time in rushing yards is Abner Haynes with 1,864 yards from 1957-59.



MEAN GREEN DEFENSIVE/SPECIAL TEAMS NOTES

NT vs. Ohio Stat Breakdown

	NT	Ohio
SCORING	20	16
Points Per Game	20.0	16.0
FIRST DOWNS	27	11
Rushing	18	3
Passing	9	7
Penalty	0	1
RUSHING YARDAGE	296	61
Yards gained rushing	315	97
Yards lost rushing	19	36
Rushing Attempts	51	32
Average Per Rush	5.8	1.9
Average Per Game	296.0	61.0
TDs Rushing	1	0
PASSING YARDAGE	216	186
Att-Comp-Int	33-23-1	28-15-1
Average Per Pass	6.5	6.6
Average Per Catch	9.4	12.4
Average Per Game	216.0	186.0
TDs Passing	1	2
TOTAL OFFENSE	512	186
Total Plays	84	60
Average Per Play	6.1	4.1
Average Per Game	512.0	186.0
KICK RET: #-YARDS	3-60	1-15
KICK RET AVERAGE	20.0	15.0
PUNT RET: #-YARDS	0-0	2-0
PUNT RET AVERAGE	0.0	0.0
INT RET: #-YARDS	1-57	3-40
INT RET AVERAGE	57.0	13.3
FUMBLES-LOST	1-1	2-1
PENALTIES-YARDS	9-81	5-35
Average Per Game	81.0	35.0
PUNTS-YARDS	3-141	8-322
Average Per Punt	47.0	40.2
Net punt average	44.0	38.5
TIME OF POSS./GAME	37:18	30:04
3RD-DOWN CONV.	7/15	3/14
3rd-Down Pct	46%	21%
4TH-DOWN CONV.	0-0	0-1
4th-Down Pct	0%	0%
SACKS BY-YARDS	0-0	1-9
MISC YARDS	0	0
TOUCHDOWNS SCORED	2	2
FIELD GOALS-ATT.	2-4	1-1
PAT-ATTEMPTS	2-2	1-1

Not The Same Anymore

There might not have been a more maligned defense than North Texas over the last two seasons but Gary DeLoach and crew are starting to change things. North Texas allowed only 309 yards in the season opener against Ball State, the fewest yards allowed in the Todd Dodge era. Not since November 18, 2006 has the Mean Green held an opponent to less yards. It is also just the fifth time since the start of the 2007 season that the North Texas defense has held its opponent to less than 400 yards of total offense. The 140 yards of passing allowed were the fewest given up by North Texas since late in the 2007 season against Western Kentucky.

Nwigwe Serving Notice

Senior linebacker Tobe Nwigwe has develop into one of the top linebacker in the Sun Belt Conference after a breakout year in 2008. Nwigwe led North Texas and ranked 22nd in the nation last year with an average of 9.3 tackles per game and his 111 total tackles was the most by any linebacker since 2003. In his first game of the year last week against Ball State, Nwigwe had 11 tackles. He was a second team all-Sun Belt Conference selection as a junior and should be a strong candidate for all-conference consideration again this season.

Coming of Age

North Texas still has a very young defensive secondary, with all four starters either in their first or second year with the Mean Green. Sophomores Royce Hill and DaWaylon Cook are starters at cornerback and safety after playing extensively as true freshmen last season. Adryan Adams transferred to North Texas last year, but is in his first year as a full-time starter at cornerback. Fellow transfer Ira Smith is in his first year at North Texas and is the other starter at safety. The foursome held Ball State to just 140 yards passing and intercepted one pass.

Weighty Up Front

One of the biggest areas, literally, that North Texas has tried to address in the offseason was the defensive line. The Mean Green brought in six new players to help the defensive line and a lot of it was size. If you compare the starting front four to this seasons projected starting four the Mean Green has added nearly 20 pounds. Last season's starting defensive line averaged 265 pounds up front, this season the lineup of Brandon Akpunku, Shavod Atkinson, Kelvin Jackson and Tevinn Cantly check in at an average of 285 pounds. Atkinson and Jackson are both junior college transfers who weigh in at 307 and 309 pounds at the tackle spot.

True Debut

True freshman punter Will Atterberry had an outstanding debut for North Texas in the win over Ball State. Atterberry had just three punts, but averaged 47 yards per attempt and had a long of 51 yards. He downed two of his punts inside the opponent 20-yard line and the other began on the Cardinals 28-yard line.

Special Teams Improvement

North Texas last season had its struggles on special teams. Of 119 Football Bowl Subdivision teams last year, North Texas ranked 111th in punt returns, 114th in kickoff returns, 109th in punt coverage and 119th in kickoff coverage. While it is still very early, the Mean Green has shown vast improvement in those areas. After one game, North Texas ranks 88th in punt returns, 65th in kickoff returns, 35th in punt coverage and 27th in kickoff coverage.

Return Drought Continues

It has been 122 games and counting since North Texas has returned a kickoff for a touchdown. Broderick McGrew was the last Mean Green player to do so when he took a kickoff and returned it 100 yards in a 28-27 loss to Utah State on Nov. 14, 1998. North Texas' current active streak ranks as the fifth-longest without a kickoff return for a score.



HEAD COACH TODD DODGE

Dodge Quick Facts



Age: 45

Alma Mater:

Texas ('87)

Record: 4-21

(third year)

Previous Job:

Head Coach at

Carroll HS

Playing Experience: Starting quarterback at Texas (1981-85)

High School: Port Arthur Jefferson

(TX) High School ('81)

Family: Wife, Elizabeth; Son, Todd "Riley";

Daughter, Molly

- Finished coaching in high school ranks by winning four of last five Texas 5A state titles
- Still ranks in top 10 at the Univ. of Texas in multiple passing statistics

Dodge Coaching Experience

Year	School	Position
2007-Cur.	North Texas	Head Coach
2000-06	Carroll HS	Head Coach
1998-00	Fossil Ridge HS	Head Coach
1996-98	Newman-Smith HS	Head Coach
1994-96	C.H. Yoe HS	Head Coach
1992-93	North Texas	Pass. Game
1988-92	McKinney HS	Off. Coord
1987-88	Rockwall HS	QB's/WR's
1981-85	Texas	Starting QB

Dodge Year-by-Year

Year	Overall	Conf.	Finish
2007	2 10	1 6	Seventh
2008	1 11	0 7	Eighth
2009	1 0		
Total	4 21	1 13	

Assistant Coaches

Gary DeLoach- Defensive Coordinator/LB's

Todd Ford- Offensive Coordinator/QB's

Clayton George- Wide Receivers

Mike Nelson- Defensive Line

Chuck Petersen- Safeties

Carlton Buckels- Cornerbacks

David Rausch- Outside Linebackers

Shelton Gandy- Running Backs/Special Teams

Spencer Leftwich- Offensive Line

Scotty Conley- Director of Operations

Kevin Barbay- Graduate Assistant

Brian Morgan- Graduate Assistant


Todd Dodge understands. The North Texas head football coach understands that he was hired to turn around a program that had slumped. He understands that, as he enters his third year, the pace of improvement has not come at the rate that many Mean Green fans had hoped for. But he has not wavered from his plan and the only pressure to hasten the timeline for progress comes from within his own uncompromising commitment to success. Dodge understands his role in the development of the North Texas football program and he is fully invested.



In two years at the helm, Dodge has tried to establish a foundation that would lead to victory. The baseline of success on the field has been set and now Dodge believes he has the pieces in place to show that his work has not been futile. He has quietly assembled a team of coaches and players that he believes can thrive in his system. It has been a two-year process of molding young men and tweaking a staff that will serve as the groundwork for developing his program.

On the field, Dodge's influence has helped the Mean Green to back-to-back years with over 4,000 yards of total offense. It is only the third time in school history that North Texas had consecutive years with over 4,000 yards of total offense. The 4,356 yards of offense in 2008 is the fifth-highest total in school history. Dodge is now at least partially responsible for three of North Texas' top 10 total offensive performances, with 4,901 as a head coach in 2007 and 4,031 as an assistant coach in 1993 added to last year's performance.

One of the best success stories during the Dodge era will always be of wide receiver Casey Fitzgerald. Fitzgerald came to North Texas as a walk-on and spent his first two seasons in obscurity while seeing little action in a run-based offense. In his first year of Dodge's offense, Fitzgerald broke every North Texas single-season receiving record and after just two years in his system, he is now the school's all-time leading receiver with 229 career catches (224 in his final two years under Dodge).



Dodge, 45, officially assumed control of the North Texas football program on Dec. 26, 2006 - three days after he had coached his Southlake Carroll High School football team to its fourth state championship in five years. As one of the most widely respected high school football coaches in the nation, Dodge led Southlake Carroll to a 79-1 record over his final five years, with the only loss coming by a single point in the 2003 state championship game. Dodge closed his high school career with an amazing 48-game winning streak.

Dodge had already been familiar with the Mean Green, having served as an offensive assistant coach in 1992 and 1993. During his tenure he helped direct the Mean Green offense to a per-game average of 348 yards and 26 points. He oversaw the progression of quarterback Mitch Maher, who holds numerous Mean Green offensive records, including pass completions, passing yards, and total offense. Maher went on to play for the Canadian Football League's Shreveport Pirates.

Prior to coming to North Texas, Dodge's name had become synonymous with high school football success on the national scale. In addition to winning four class 5A state championships in five years, Southlake Carroll was recognized as national champions by USA Today in 2004 and 2006, and by PrepNation.com in 2005. Dodge amassed a 98-11 record overall at Carroll after taking over in 2000. In 2005, the Dragons set the Texas 5A state record for most points in a single season by tallying 764.

Dodge was named National Coach of the Year by Schutt Sports in 2004 and by USA Today in 2005. In 2006 PrepNation.com named him the Southwest Region coach of the year.



2009 MEAN GREEN GAME-BY-GAME RESULTS

	Tm. Rushing (Att.-Yds.-TDs)		Tm. Passing (Att.-Comp.-Yds.-Int-TDs)		Tm. Total Offense		Tm. First Downs		Fumbles-Lost	
	NT	Opp	NT	Opp	NT	Opp	NT	Opp	NT	Opp
at Ball State	51-296-1	24-169-1	33-23-216-1-1	35-15-140-1-0	512	309	27	16	1-1	1-1
Ohio										
at Alabama										
Middle Tennessee										
at Louisiana-Lafayette										
Florida Atlantic										
at Troy										
Western Kentucky										
ULM										
at Florida International										
Army										
Arkansas State										

Individual Rushing (Att.-Yds.-TD)

	L. Dunbar	C. Montgomery
at Ball State	16-63-1	17-149-0
Ohio		
at Alabama		
Middle Tennessee		
at Louisiana-Lafayette		
Florida Atlantic		
at Troy		
Western Kentucky		
ULM		
at Florida International		
Army		
Arkansas State		

Individual Passing (Att.-Comp.-Yds.-Int.-TD)

	Riley Dodge	N. Tune
at Ball State	33-23-216-1-1	
Ohio		
at Alabama		
Middle Tennessee		
at Louisiana-Lafayette		
Florida Atlantic		
at Troy		
Western Kentucky		
ULM		
at Florida International		
Army		
Arkansas State		

Individual Receiving (Rec.-Yds.-TD)

	Jamaal Jackson	M. Outlaw	B.J. Lewis	K. Dickerson	Alex Lott	Darius Carey
at Ball State	4-86-0	7-43-1	---	4-24-0	1-13-0	1-6-0
Ohio						
at Alabama						
Middle Tennessee						
at Louisiana-Lafayette						
Florida Atlantic						
at Troy						
Western Kentucky						
ULM						
at Florida International						
Army						
Arkansas State						



NORTH TEXAS INDIVIDUAL LEADERS BY GAME

Game	Rushing (att-yds-td)	Passing (att-comp-yds-td)	Receiving (rec-yds-td)	Tackles
at Ball State	C. Montgomery (17-149-0)	Riley Dodge (33-23-216-1)	Jamaal Jackson (4-86-0)	xxxxxxx
Ohio				
at Alabama				
Middle Tennessee				
at Louisiana-Lafayette				
Florida Atlantic				
at Troy				
Western Kentucky				
ULM				
at Florida International				
Army				
Arkansas State				

OPPONENT INDIVIDUAL LEADERS BY GAME

Game	Rushing (att-yds-td)	Passing (att-comp-yds-td)	Receiving (rec-yds-td)	Tackles
at Ball State	MiQuale Lewis (15-103-1)	Kelly Page (34-15-140-1)	Seth White (4-47-0)	
Ohio				
at Alabama				
Middle Tennessee				
at Louisiana-Lafayette				
Florida Atlantic				
at Troy				
Western Kentucky				
ULM				
at Florida International				
Army				
Arkansas State				

SUN BELT CONFERENCE PLAYERS OF THE WEEK

Week	Offense	Defense	Special Teams
Sept. 7			
Sept. 14			
Sept. 21			
Sept. 28			
Oct. 5			
Oct. 12			
Oct. 19			
Oct. 26			
Nov. 2			
Nov. 9			
Nov. 16			
Nov. 23			
Nov. 30			



2008 MEAN GREEN STARTING LINEUPS

Offense

Game	LT	LG	C	RG	RT	WR	WR	WR	WR	RB	QB
at Ball State	Gill	Drake	Johnson	Bailey	Santiago	Roberson	Ja.Jackson	Lewis	Outlaw	Montgomery	Dodge
Ohio											
at Alabama											
Middle Tennessee											
at Louisiana-Lafayette											
Florida Atlantic											
at Troy											
Western Kentucky											
ULM											
at Florida International											
Army											
Arkansas State											

Defense

Game	DT	DT	DE	DE	MLB	LOLB	ROLB	CB	CB	S	S
at Ball State	Ross	Gilmore	Akpunku	Owusu-Hemeng	Nwigwe	K. Hill	Robertson	R. Hill	Adams	Smith	Cook
Ohio											
at Alabama											
Middle Tennessee											
at Louisiana-Lafayette											
Florida Atlantic											
at Troy											
Western Kentucky											
ULM											
at Florida International											
Army											
Arkansas State											

NORTH TEXAS 2009 OPPONENTS OVERVIEW

BALL STATE

CARDINALS

2009 Record -

0-1



vs. NT -

L, 20-10

Last Game -

L, 20-10 vs. North Texas

LOUISIANA-LAFAYETTE

RAGIN CAJUNS

2009 Record -

1-0



vs. NT -

Last Game -

W, 42-19 vs. Southern

ULM

WARHAWKS

2009 Record -

0-1



vs. NT -

Last Game -

L, 59-20 at Texas

OHIO

BOBCATS

2009 Record -

0-1



vs. NT -

Last Game -

L, 23-16 vs. UCONN

FLORIDA ATLANTIC

OWLS

2009 Record -

0-1



vs. NT -

Last Game -

L, 49-3 at Nebraska

FLORIDA INTERNATIONAL

GOLDEN PANTHERS

2009 Record -

0-0



vs. NT -

Last Game -

ALABAMA

CRIMSON TIDE

2009 Record -

1-0



vs. NT -

Last Game -

W, 34-24 vs. Va. Tech

TROY

TROJANS

2009 Record -

0-1



vs. NT -

Last Game -

L, 31-14 at Bowling Green

ARMY

BLACK KNIGHTS

2009 Record -

1-0



vs. NT -

Last Game -

W, 27-14 vs. E. Michigan

MIDDLE TENNESSEE

BLUE RAIDERS

2009 Record -

0-1



vs. NT -

Last Game -

L, 37-14 at Clemson

WESTERN KENTUCKY

HILLTOPPERS

2009 Record -

0-1



vs. NT -

Last Game -

L, 63-7 vs. Tennessee

ARKANSAS STATE

RED WOLVES

2009 Record -

1-0



vs. NT -

Last Game -

W, 61-0 vs. Miss. Valley St.



NORTH TEXAS SCORING DRIVES

Opponent	Qtr.	Plys-Yds	Time	Result
Ball State	1	8-55	3:32	TD, Lance Dunbar 5 yd run
Ball State	2	15-81	6:51	FG, Knott 24 yd FG
Ball State	4	4-66	1:48	TD, Outlaw 4 yd catch
Ball State	4	7-25	2:46	FG, Kknott 19 yd FG



OPPONENT SCORING DRIVES

Team	Qtr.	Plys-Yds	Time	Result
Ball State	3	9-66	3:44	FG, McGarvey 21 yd FG
Ball State	4	3-35	0:41	TD, Lewis 27 yd run



2009 NORTH TEXAS LONG PLAYS

Pass (30 yards or greater)

59- Riley Dodge to Jamaal Jackson vs. Ball State (9-3-09)

Rush (20 yards or greater)

25- Cam Montgomery vs. Ball State (9-3-09)

Punt (50 yards or greater)

51- Will Atterberry vs. Ball State (9-3-09)

Kick Return (30 yards or greater)

Punt Return (20 yards or greater)

Field Goal (40 yards or greater)

Interception (20 yards or greater)

57- Royce Hill vs. Ball State (9-3-09)

* *Touchdown*



2009 OPPONENT LONG PLAYS

Pass (30 yards or greater)

34- Kelly Page to Briggs Orsbon (9-3-09)

Rush (20 yards or greater)

31- MiQuale Lewis (9-3-09)

27- MiQuale Lewis (9-3-09)*

Punt (50 yards or greater)

63- Scott Kovanda, 9-3-09)

Kick Return (30 yards or greater)

Punt Return (20 yards or greater)

Field Goal (40 yards or greater)

Interception (20 yards or greater)

* *Touchdown*



LAST TIME IT HAPPENED...

INDIVIDUAL

RUSHING FOR OVER 150 YARDS

NT: Evan Robertson, 201 yards, vs. FAU, 11-18-06

Opp: Phillip Tanner, 159 yards, Middle Tennessee, 11-22-08

RUSHING FOR OVER 200 YARDS

NT: Evan Robertson, 201 yards vs. FAU 11-18-06

Opp: Irving Spikes, 254 yards, NE Louisiana, 11-20-93

RUSHED FOR TWO TOUCHDOWNS IN A GAME

NT: Cam Montgomery, (2), vs. Arkansas State, 11-29-08

Opp: Reggie Arnold, (2), Arkansas State, 11-29-08

RUSHED FOR THREE TOUCHDOWNS IN A GAME

NT: Jamario Thomas (3), vs. WKU, 11-24-07

Opp: Zerb Singleton (3), Navy, 11-10-07

TWO RUNNERS OVER 100 YARDS IN A GAME

NT: Patrick Cobbs (131) & Roy Bishop (107) vs. Baylor, 9-6-03

Opp: David Wolke (178) & Tyrell Hayden (117) WKU, 11-1-08

PASSING FOR OVER 300 YARDS

NT: Giovanni Vizza, 362 yards, vs. ULM, 10-18-08

Opp: Levi Brown, 391, Troy, 10-25-08

PASSING FOR OVER 400 YARDS

NT: Giovanni Vizza, 478 yards, vs. Navy, 11-10-07

Opp: David Johnson, 418 yards, vs. Tulsa, 9-6-08

PASSING FOR THREE TOUCHDOWNS IN A GAME

NT: Giovanni Vizza (4), vs. WKU, 11-1-08

Opp: Rusty Smith (4), FAU, 11-8-08

PASSING FOR FOUR TOUCHDOWNS IN A GAME

NT: Giovanni Vizza (4), vs. WKU, 11-1-08

Opp: Rusty Smith (4), FAU, 11-8-08

RECEIVING YARDS OVER 150

NT: Casey Fitzgerald, 231 yards, vs. ULL 10-11-08

Opp: Devin Lowry, 160 yards, SMU, 9-8-07

RECEIVING YARDS OVER 200

NT: Casey Fitzgerald, 231 yards, vs. ULL, 10-11-08

Opp: Trevor Insley, 263 yards, Nevada, 10-30-99

THREE TOUCHDOWNS RECEIVING

NT: Casey Fitzgerald (5) vs. Navy, 11-10-07

Opp: Jason Chery, ULL (3), 10-11-08

TWO RECEIVERS OVER 100 YARDS IN A GAME

NT: Casey Fitzgerald (134), Korey Washington (127), & Sam Dibrell (113) vs. Navy, 11-10-07

Opp: J. Dillard (114) & Toren Dixon (101), Rice, 9-27-08

THREE TOUCHDOWNS SCORED IN A GAME

NT: Jamario Thomas (3), vs. WKU, 11-24-07

Opp: Jason Chery (5), ULL, 10-11-08

FOUR TOUCHDOWNS SCORED IN A GAME

NT: Casey Fitzgerald (5), vs. Navy, 11-10-07

Opp: Jason Chery (5), ULL, 10-11-08

FOUR FIELD GOALS IN A GAME

NT: Denis Hopovac, 5 field goals vs. FIU, 10-7-06

Opp: Nick Browne, TCU, 9-1-01

PUNT RETURN FOR A TOUCHDOWN

NT: Johnny Quinn, 85 yards vs. Louisiana-Monroe 10-30-04

Opp: Triland Holliday, 92 yards, LSU, 9-13-08

KICKOFF RETURN FOR A TOUCHDOWN

NT: Broderick McGrew, 100 yards vs. Utah State, 11-14-98

Opp: Jorrick Calvin, 95 yards, Troy, 10-25-08

INTERCEPTION RETURN FOR A TOUCHDOWN

NT: Tobe Nwigwe, 97 yards, vs. WKU, 11-1-08

Opp: Chris Douglas, 40 yards, Rice, 9-27-08

FUMBLE RETURN FOR A TOUCHDOWN

NT: T.J. Covington, 100 yards, vs. Utah State 10-9-04

Opp: Aaron Lewis, 0 yards, Texas, 9-2-06

BLOCKED PUNT RETURN FOR A TOUCHDOWN

NT: Chris Neal, vs. WKU, 5 yards, 11-24-07

Opp: Alonzo Phillips, FIU, 11 yards, 10-4-08

SAFETY SCORED

NT: Team vs. UL-Lafayette, 11-4-06

Opp: Team, Navy, 11-10-07

BLOCKED FIELD GOAL RETURN FOR A TD

NT: Phillip Littlejohn, 66 yards, vs. Idaho, 10-4-97

Opp: Gary Love, Arizona, 60 yards, 9-28-02

TEAM

300 YARDS RUSHING IN A GAME

NT: 334 yards vs. Idaho, 11-13-04

Opp: 314 yards vs. WKU, 11-1-08

400 YARDS PASSING IN A GAME

NT: 478 yards vs. Navy 11-10-07

Opp: 439 yards, Troy, 10-25-08

500 YARDS IN TOTAL OFFENSE

NT: 512 yards vs. Ball State 9-3-09

Opp: 507 yards vs. FAU, 11-8-08

50 RUSHING ATTEMPTS

NT: 51 vs. Ball State, 9-3-09

Opp: 57, Navy, 11-10-07

80 OFFENSIVE PLAYS

NT: 84 vs. Ball State, 9-3-09

Opp: 84, Arkansas State, 11-15-07

50+ POINTS IN A GAME

NT: 51 vs. WKU, 11-1-08

Opp: 59, ULL, 10-11-08

60+ POINTS IN A GAME

NT: 62, vs. Navy, 11-10-07

Opp: 77, vs. Rice, 9-27-08

30 FIRST DOWNS

NT: 31 vs. ULM, 10-18-08

Opp: 31, Navy, 11-10-07

SHUTOUT RECORDED

NT: 21-0 vs. Troy State, 10-30-03

Opp: 35-0, Middle Tennessee, 9-30-06

LESS THAN 200 YARDS TOTAL OFFENSE ALLOWED

NT: 190, vs. Arkansas State, 11-15-03

Opp: 137, UL-Monroe, 11-18-06

LESS THAN 100 YARDS RUSHING ALLOWED

NT: 84, vs. FAU, 9-22-07

Opp: 87, Middle Tennessee, 10-27-07

LESS THAN 100 YARDS PASSING ALLOWED

NT: 40, vs. Troy, 10-4-05

Opp: 63, UL-Monroe, 11-18-06



MEAN GREEN CAREER HIGHS

#11 Riley Dodge, QB, Fr.

Attempts 33 vs. Ball State (9-3-09)
 Completions 23 vs. Ball State (9-3-09)
 Passing Yards 216 vs. Ball State (9-3-09)
 Passing Touchdowns 1 vs. Ball State (9-3-09)
 Long Pass 59 vs. Ball State (9-3-09)
 Rushes 12 vs. Ball State (9-3-09)
 Rushing Yards 73 vs. Ball State (9-3-09)
 Longest Rush 27 vs. Tulsa (9-6-08)
 Rushing Touchdowns

#15 Jamaal Jackson, WR, Jr.

Receptions 4 vs. Ball State (9-3-09)
 Receiving Yards 86 vs. Ball State (9-3-09)
 Touchdowns
 Long Reception 59 vs. Ball State (9-3-09)

#82 Michael Outlaw, WR, Jr.

Receptions 7 vs. Ball State (9-3-09)
 Receiving Yards 43 vs. Ball State (9-3-09)
 Touchdowns 1 vs. Ball State (9-3-09)
 Long Reception 19 vs. Ball State (9-3-09)

#32 Micah Mosley, RB, Jr.

Rushes 12 vs. SMU (9-8-07)
 Rushing Yards 73 vs. ULM (10-13-07)
 Longest Rush 32 vs. Arkansas (9-29-07)
 Touchdowns 1, three times

#26 Cam Montgomery, RB, Sr.

Rushes 23 vs. ULM (10-18-08)
 Rushing Yards 149 vs. Ball State (9-3-09)
 Longest Rush 42 vs. MTSU (11-22-08)
 Touchdowns 2, twice

#5 Lance Dunbar, RB, So.

Rushes 16 vs. Ball State (9-3-09)
 Rushing Yards 72 vs. Tulsa (9-6-08)
 Longest Rush 24 vs. FIU (10-4-08)
 Touchdowns 1, three times

#9 B. J. Lewis, WR, So.

Receptions 3, twice
 Receiving Yards 44 vs. Florida Atlantic (9-22-08)
 Touchdowns
 Long Reception 23 vs. Florida Atlantic (9-22-08)

#8 Sam Roberson, WR, Fr.

Receptions 3, twice
 Receiving Yards 24 vs. Tulsa (9-6-08)
 Touchdowns
 Long Reception 12 vs. Tulsa (9-6-08)

#49 Jeremy Knott, K, Jr.

Long Field Goal 47 yards vs. Tulsa (9-6-08)
 Most Field Goals 3, twice
 Most Made PATs 3 vs. UL-Lafayette (10-11-08)

#44 Toby Nwigwe, LB, Sr.

Tackles 14 vs. Troy (10-25-08)
 Tackles For Loss 2.5 vs. Tulsa (9-16-06)
 Interceptions 1, three times

#31 A.J. Penson, LB, Jr.

Tackles 8, twice
 Tackles For Loss 1.0, twice
 Interceptions

#21 Royce Hill, DB, So.

Tackles 8 vs. Kansas State (8-30-08)
 Passes Broken Up 1 vs. Kansas State (8-30-08)
 Interception 1 vs. Ball State (9-3-09)

#42 Craig Robertson, LB, Jr.

Tackles 12 vs. Ball State (9-3-09)
 Tackles For Loss 2, twice
 Interceptions 2 vs. Troy (10-20-07)

#41 Will Atterberry, P, Fr.

Longest Punt 51 vs. Ball State (9-3-09)

#52 Sam Owusu-Hemeng, DE, Jr.

Tackles 3 vs. Kansas State (8-30-08)
 Tackles For Loss 1.0 vs. Kansas State (8-30-08)
 Sacks

#37 Kylie Hill, DB, Sr.

Tackles 11 vs. WKU (11-1-08)
 Passes Broken Up 1, twice
 Interception 1, twice

#23 Darien Williams, DB, So.

Tackles 12 vs. Louisiana-Lafayette (10-11-08)
 Passes Broken Up 2 vs. WKU (11-1-08)
 Interception

#25 Ira Smith, DB, Jr.

Tackles 4 vs. Ball State (9-3-09)
 Passes Broken Up 1 vs. Ball State (9-3-09)
 Interception

#22 Adryan Adams, DB, So.

Tackles 7 vs. Troy (10-25-08)
 Passes Broken Up 2 vs. Western Kentucky (11-1-08)
 Interception 1 vs. Middle Tennessee (11-22-08)

#47 Brandon Akpunku, DE, So.























Tackles 3 vs. ULM (10-18-08)
 Tackles For Loss
 Sacks

#94 Eddrick Gilmore, DT, Sr.

Tackles 5, twice
 Tackles For Loss 2 vs. Arkansas State (11-29-08)
 Sacks 2 vs. Arkansas State (11-29-08)



MEAN GREEN DEPTH CHART

20						Specialists												
						PK #49	Jeremy Knott	PH #6	Nathan Tune	P #41	Will Atterberry	KR #10	DaWaylon Cook	KR #19	Darius Carey	PR #21	Royce Hill	DS #86
30																		
						Running Back #26 Cam Montgomery #5 Lance Dunbar												
40																		
	Wide Receiver #82 Michael Outlaw #8 Sam Roberson		Wide Receiver #15 Jamaal Jackson #3 Willie Taylor		Quarterback #11 Riley Dodge #6 Nathan Tune		Wide Receiver #4 Alex Lott #19 Darius Carey		Wide Receiver #9 B.J. Lewis #80 Kevin Dickerson									
50																		
	Right Tackle #77 Esteban Santiago #73 Jeremy Bean		Right Guard #57 Tyler Bailey #70 Coleman Feeley		Center #56 J.J. Johnson #60 Aaron Fotenberry		Left Guard #68 Kelvin Drake #62 Gabe Hollivay		Left Tackle #64 Victor Gill #72 Matt Tomlinson									
40																		
	Defensive End #47 Brandon Akpunku #94 Eddrick Gilmore		Defensive Tackle #99 Shavod Atkinson <i>or</i> #92 Draylen Ross		Defensive Tackle #91 Kelvin Jackson #94 Eddrick Gilmore		Defensive End #52 Sam Owusu-Hemeng #96 Tevinn Cantly											
30																		
	Outside Linebacker #37 Kylie Hill #45 Jeremy Phillips		Middle Linebacker #44 Tobe Nwigwe #31 A.J. Penson				Outside Linebacker #42 Craig Robertson #53 Daniel Prior											
20																		
	Cornerback #21 Royce Hill #7 Jamaal Wilson		Safety #25 Ira Smith #23 Darien Williams		Safety #10 DaWaylon Cook #18 John Shorter		Cornerback #22 Adryan Adams #27 Robby Gordon											



UNIVERSITY OF NORTH TEXAS ROSTER - NUMERICAL

1	Brigham, Desmond	DB	6-1	184	Fr.	RS	Caddo Mills, Texas (Caddo Mills HS)	48	Monroe, Charles	RB	5-10	220	Fr.	HS	Mesquite, Texas (Mesquite HS)
2	Hamilton, James	RB	5-8	178	So.	1L	Cedar Hill, Texas (Cedar Hill HS)	48	Obi, Kenechukwu	DE	6-2	214	Fr.	HS	Mission Hills, Ca. (Bishop Alemany HS)
3	Stubblefield, Arthur	DB	5-10	182	Sr.	1L	Houston, Texas (Eisenhower HS)	49	Knott, Jeremy	K	6-3	182	Sr.	1L	Tulsa, Okla. (NE Okla. A&M)
3	Taylor, Willie	WR	5-10	175	Fr.	RS	Dallas, Texas (Hillcrest HS)	50	Leppo, Nick	OL	6-3	246	Fr.	HS	Southlake, Texas (Carroll HS)
4	Lott, Alex	WR	5-9	173	Jr.	1L	Plano, Texas (Texas Lutheran)	51	Acton, Jared	OL	5-11	287	Fr.	RS	Southlake, Texas (Carroll HS)
5	Dunbar, Lance	RB	5-9	202	So.	1L	Haltom City, Texas (Haltom HS)	51	January, Sean	LB	6-0	234	Jr.	TR	Cave Creek, Arizona (Scottsdale CC)
6	Tune, Nathan	QB	6-4	206	Jr.	2L	Celina, Texas (Celina HS)	52	Owusu-Hemeng, Sam	DE	6-1	242	Jr.	1L	Arlington, Texas (Seguin HS)
7	Wilson, Jamaal	DB	5-10	181	So.	SQ	DeSoto, Texas (DeSoto HS)	53	Foster, Ryan	LB	6-2	227	Fr.	TR	Grand Prairie, Texas (Prairie View)
7	Thompson, Derek	QB	6-4	223	Fr.	HS	Glen Rose, Texas (Glen Rose HS)	53	Prior, Daniel	LB	6-2	215	Fr.	HS	Henderson, Texas (Henderson HS)
8	Roberson, Sam	WR	6-4	220	So.	1L	Somerville, Texas (Somerville HS)	54	Deheck, Robbie	LB	6-2	231	So.	1L	Azle, Texas (Azle HS)
9	Lewis, B.J.	WR	6-1	197	So.	1L	Waco, Texas (Robinson HS)	56	Johnson, J.J.	OL	6-3	283	So.	1L	Plano, Texas (Plano West HS)
10	Cook, DaWaylon	DB	6-1	196	So.	1L	Dallas, Texas (Samuell HS)	57	Bailey, Tyler	OL	6-2	292	Sr.	3L	Lexington, Ky. (Paul Dunbar HS)
11	Dodge, Riley	QB	6-0	193	Fr.	RS	Southlake, Texas (Carroll HS)	57	Nailor, Joseph	DE	6-2	235	So.	TR	Houston, Texas (Idaho State)
13	Baine, Chase	QB	6-0	198	Fr.	RS	Lake Dallas, Texas (Lake Dallas HS)	58	Holt, Dan	OL	6-4	299	Fr.	TR	McKinney, Texas (Midwestern St.)
15	Jackson, Jamaal	WR	5-10	163	Jr.	TR	Amite, La. (Southwest Miss. CC)	60	Fortenberry, Aaron	OL	6-4	288	Fr.	RS	Era, Texas (Era HS)
16	Warren, Steve	LB	6-1	220	Sr.	3L	Burleson, Texas (Burleson HS)	62	Hollivay, Gabe	OL	6-3	328	Sr.	1L	Hamilton, Miss. (Itawamba CC)
17	Johnson, Breece	WR	6-1	178	Jr.	2L	Colleyville, Texas (Heritage HS)	63	White, Kyle	DT	6-2	309	Fr.	HS	New Orleans, Louisiana (McDonogh 35 HS)
18	Shorter, John	DB	6-0	195	So.	1L	Dallas, Texas (Lake Highlands HS)	64	Gill, Victor	OL	6-4	261	Jr.	2L	Argyle, Texas (Argyle HS)
18	Jones, Bennie	WR	6-2	165	Jr.	TR	Marlin, Texas (Navarro JC)	65	Flax, Kennan	OL	6-4	283	Fr.	HS	Houston, Texas (Cy-Ridge HS)
19	Carey, Darius	WR	5-10	188	Fr.	HS	New Orleans, Louisiana (Helen Cox HS)	66	Kaiser, Jacob	OL	6-7	311	So.	SQ	Greensburg, Pa. (Central Catholic HS)
20	Chatman, Justin	DB	5-9	180	So.	TR	Mesquite, Texas (Minnesota)	67	Williams, Ryan	OL	6-2	219	Fr.	HS	Southlake, Texas (Carroll HS)
20	Jackson, Jamel	WR	5-9	171	Jr.	TR	Killeen, Texas (Northwestern St)	68	Drake, Kelvin	OL	6-2	280	Jr.	2L	Galveston, Texas (Ball HS)
21	Hill, Royce	DB	6-0	177	So.	1L	Houston, Texas (Cypress Ridge HS)	69	Bruner, Jason	OL	6-9	311	Jr.	TR	Mineola, Texas (Trinity Valley CC)
22	Adams, Adryan	DB	6-0	182	Sr.	1L	Oklahoma City, Okla. (NE Okla. A&M)	70	Feeley, Coleman	OL	6-4	305	So.	1L	Austin, Texas (Anderson HS)
23	Williams, Darien	DB	5-10	189	So.	1L	Vernon, Texas (Vernon HS)	72	Tomlinson, Matt	OL	6-5	297	So.	SQ	Klein, Texas (Klein HS)
24	Mathis, Jeremi	RB	6-1	215	Fr.	RS	Arlington, Texas (Martin HS)	73	Bean, Jeremy	OL	6-5	301	Jr.	TR	Bethel, Okla. (NE Okla. A&M)
25	Smith, Ira	DB	5-11	183	Jr.	TR	Long Beach, Mississippi (Gulf Coast CC)	74	Franklin, Troy	OL	6-5	272	So.	1L	Celina, Texas (Celina HS)
25	Ponce, Matt	RB	5-11	198	Fr.	HS	Whitehouse, Texas (Whitehouse HS)	76	Noble, John	OL	6-6	296	Fr.	HS	Rockwall, Texas (Rockwall HS)
26	Montgomery, Cam	RB	6-1	218	Sr.	1L	The Woodlands, Texas (NE Miss. JC)	77	Santiago, Esteban	OL	6-3	296	Jr.	2L	El Paso, Texas (Coronado HS)
27	Gordon, Robbie	DB	6-0	181	Jr.	1L	Ardmore, Okla. (Ardmore HS)	78	Kokjohn, Troy	OL	6-2	242	So.	1L	Carrollton, Texas (Hebron HS)
27	Schutzka, Casey	WR	5-10	170	Fr.	HS	Eules, Texas (Trinity HS)	79	Jenkins, Nate	OL	6-4	349	Jr.	SQ	Hattiesburg, Miss. (Pearle River CC)
29	Roberts, Phillip	DB	5-11	195	Fr.	RS	Killeen, Texas (Ellison HS)	80	Dickerson, Kevin	WR	6-0	200	Sr.	2L	Fort Worth, Texas (Calvary Christian)
29	Jackson, Hilbert	DB	6-1	181	Fr.	HS	Rowlett, Texas (Rowlett HS)	82	Outlaw, Michael	WR	6-0	185	Jr.	TR	Starkville, Miss. (East Miss. CC)
30	Deans, Trent	K	6-0	184	Fr.	RS	Sherman, Texas (Sherman HS)	83	Seidle, Bryant	TE	6-2	233	Sr.	2L	Cypress, Texas (Cy-Fair HS)
30	Gandy, Shelton	RB	5-8	170	Fr.	HS	Denton, Texas (Ryan HS)	84	Brown, Greg	WR	6-1	217	So.	1L	Grand Prairie, Texas (Grand Prairie HS)
31	Penson, A.J.	LB	6-1	225	Jr.	2L	Lufkin, Texas (Lufkin HS)	85	Fitzpatrick, Austin	TE	6-3	200	Fr.	HS	Friendswood, Texas (Friendswood HS)
31	Squier, Weston	RB	5-8	154	So.	SQ	Sanger, Texas (Sanger HS)	86	Davidson, Christian	LB	6-2	222	Sr.	2L	Spring, Texas (Klein Oak HS)
32	Mosley, Micah	RB	6-0	224	Jr.	2L	Nederland, Texas (Nederland HS)	87	Brainard, Chris	WR	5-11	158	Fr.	HS	Southlake, Texas (Carroll HS)
34	Neal, Chris	DB	5-9	168	Jr.	2L	Kaufman, Texas (Kaufman HS)	88	Stradford, Tyler	WR	6-2	190	Fr.	TR	New Orleans, La. (Oklahoma)
35	Bush, Antoine	DB	5-10	194	Sr.	3L	Tyler, Texas (John Tyler HS)	89	Cruz, Rory	WR	6-0	160	Fr.	TR	Arlington, Texas (SW Okla. State)
36	Davis, Marquese	LB	6-1	232	So.	1L	Atlanta, Texas (Atlanta HS)	89	Rucker, Forrest	WR	6-6	215	Fr.	RS	Hearne, Texas (Hearne HS)
37	Hill, Kylie	LB	5-11	190	Sr.	1L	Bristow, Okla. (NE Okla. A&M)	90	Cole III, Mack	DE	6-4	228	Sr.	1L	Topeka, Kan. (Fort Scott CC)
39	Ekwerekwu, John	RB	5-11	208	Jr.	SQ	Carrollton, Texas (R.L. Turner HS)	91	Jackson, Kelvin	DT	6-2	309	Fr.	TR	Hermanville, Miss. (Itawamba CC)
39	Serrano, Jose	K	5-11	199	Fr.	HS	Dallas, Texas (Skyline HS)	92	Ross, Draylen	DL	6-4	292	Jr.	2L	Fort Worth, Texas (Diamond Hill-Jarvis HS)
40	Washington, Tyler	LB	6-1	221	Fr.	HS	Cedar Hill, Texas (Cedar Hill HS)	93	Anyiam, LaChristopher	DL	6-4	287	Fr.	HS	Allen, Texas (Allen HS)
41	Atterberry, Will	K/P	5-11	187	Fr.	HS	Lewisville, Texas (Lewisville HS)	94	Gilmore, Eddrick	DE	6-5	269	Sr.	3L	Houston, Texas (Alief Hastings HS)
42	Robertson, Craig	LB	6-1	221	Jr.	2L	Stafford, Texas (Stafford HS)	95	DeSoto, Jesse	DL	6-1	289	Jr.	2L	San Antonio, Texas (Lee HS)
44	Nwigwe, Tobe	LB	6-2	240	Sr.	2L	Houston, Texas (Alief Elsik HS)	96	Cantly, Tevinn	DE	6-4	301	Fr.	RS	Arlington, Texas (Lamar HS)
45	Phillips, Jeremy	LB	6-3	198	Fr.	RS	Waller, Texas (Waller HS)	97	Hawthorne, Joe	DT	6-4	270	Fr.	RS	Arlington, Texas (Martin HS)
46	Herron, Julian	LB	6-2	199	Fr.	TR	Arlington, Texas (Bowie HS)	98	Weber, John	DE	6-3	288	Jr.	TR	Harvey, Louisiana (Itawamba CC)
47	Akpunku, Brandon	DE	6-1	226	So.	1L	Cedar Hill, Texas (Cedar Hill HS)	99	Atkinson, Shavod	DT	6-2	307	Jr.	TR	Hobart, Okla. (Independence CC)



UNIVERSITY OF NORTH TEXAS ROSTER - ALPHABETICAL

51 Acton, Jared	OL	5-11	287	Fr.	Southlake, Texas (Carroll HS)	51 January, Sean	LB	6-0	234	Jr.	Cave Creek, Arizona (Scottsdale CC)
22 Adams, Adryan	DB	6-0	182	Sr.	Oklahoma City, Okla. (NE Okla. A&M)	79 Jenkins, Nate	OL	6-4	349	Jr.	Hattiesburg, Miss. (Pearle River CC)
47 Akpunku, Brandon	DE	6-1	226	So.	Cedar Hill, Texas (Cedar Hill HS)	17 Johnson, Breece	WR	6-1	178	Jr.	Colleyville, Texas (Heritage HS)
93 Anyiam, LaChristopher	DL	6-4	287	Fr.	Allen, Texas (Allen HS)	56 Johnson, J.J.	OL	6-3	283	So.	Plano, Texas (Plano West HS)
99 Atkinson, Shavod	DT	6-2	307	Jr.	Hobart, Okla. (Independence CC)	18 Jones, Bennie	WR	6-2	165	Jr.	Marlin, Texas (Navarro JC)
41 Atterberry, Will	K/P	5-11	187	Fr.	Lewisville, Texas (Lewisville HS)	66 Kaiser, Jacob	OL	6-7	311	So.	Greensburg, Pa. (Central Catholic HS)
57 Bailey, Tyler	OL	6-2	292	Sr.	Lexington, Ky. (Paul Dunbar HS)	49 Knott, Jeremy	K	6-3	182	Sr.	Tulsa, Okla. (NE Okla. A&M)
13 Baine, Chase	QB	6-0	198	Fr.	Lake Dallas, Texas (Lake Dallas HS)	78 Kokjohn, Troy	OL	6-2	242	So.	Carrollton, Texas (Hebron HS)
73 Bean, Jeremy	OL	6-5	301	Jr.	Bethel, Okla. (NE Okla. A&M)	50 Leppo, Nick	OL	6-3	246	Fr.	Southlake, Texas (Carroll HS)
87 Brainard, Chris	WR	5-11	158	Fr.	Southlake, Texas (Carroll HS)	9 Lewis, B.J.	WR	6-1	197	So.	Waco, Texas (Robinson HS)
1 Brigham, Desmond	DB	6-1	184	Fr.	Caddo Mills, Texas (Caddo Mills HS)	4 Lott, Alex	WR	5-9	173	Jr.	Plano, Texas (Texas Lutheran)
84 Brown, Greg	WR	6-1	217	So.	Grand Prairie, Texas (Grand Prairie HS)	24 Mathis, Jeremi	RB	6-1	215	Fr.	Arlington, Texas (Martin HS)
69 Bruner, Jason	OL	6-9	311	Jr.	Mineola, Texas (Trinity Valley CC)	48 Monroe, Charles	RB	5-10	220	Fr.	Mesquite, Texas (Mesquite HS)
35 Bush, Antoine	DB	5-10	194	Sr.	Tyler, Texas (John Tyler HS)	26 Montgomery, Cam	RB	6-1	218	Sr.	The Woodlands, Texas (NE Mississippi JC)
96 Cantly, Tevinn	DT	6-4	301	Fr.	Arlington, Texas (Lamar HS)	32 Mosley, Micah	RB	6-0	224	Jr.	Nederland, Texas (Nederland HS)
19 Carey, Darius	WR	5-10	188	Fr.	New Orleans, Louisiana (Helen Cox HS)	57 Nailor, Joseph	DE	6-2	235	So.	Houston, Texas (Idaho State)
20 Chatman, Justin	DB	5-9	180	So.	Mesquite, Texas (Minnesota)	34 Neal, Chris	DB	5-9	168	Jr.	Kaufman, Texas (Kaufman HS)
90 Cole III, Mack	DE	6-4	228	Sr.	Topeka, Kan. (Fort Scott CC)	76 Noble, John	OL	6-6	296	Fr.	Rockwall, Texas (Rockwall HS)
10 Cook, DaWaylon	DB	6-1	196	So.	Dallas, Texas (Samuell HS)	44 Nwigwe, Tobe	LB	6-2	240	Sr.	Houston, Texas (Alief Elisik HS)
89 Cruz, Rory	WR	6-0	160	Fr.	Arlington, Texas (SW Okla. State)	48 Obi, Kenechukwu	DE	6-2	214	Fr.	Mission Hills, California (Bishop Alemany HS)
86 Davidson, Christian	LB	6-2	222	Sr.	Spring, Texas (Klein Oak HS)	82 Outlaw, Michael	WR	6-0	185	Jr.	Starkville, Miss. (East Miss. CC)
36 Davis, Marquese	LB	6-1	232	So.	Atlanta, Texas (Atlanta HS)	52 Owusu-Hemeng, Sam	DE	6-1	242	Jr.	Arlington, Texas (Seguin HS)
30 Deans, Trent	K	6-0	184	Fr.	Sherman, Texas (Sherman HS)	31 Penson, A.J.	LB	6-1	225	Jr.	Lufkin, Texas (Lufkin HS)
54 Deheck, Robbie	LB	6-2	231	So.	Azle, Texas (Azle HS)	45 Phillips, Jeremy	LB	6-3	198	Fr.	Waller, Texas (Waller HS)
95 DeSoto, Jesse	DL	6-1	289	Jr.	San Antonio, Texas (Lee HS)	25 Ponce, Matt	RB	5-11	198	Fr.	Whitehouse, Texas (Whitehouse HS)
80 Dickerson, Kevin	WR	5-10	200	Sr.	Fort Worth, Texas (Calvary Christian Acad.)	53 Prior, Daniel	LB	6-2	215	Fr.	Henderson, Texas (Henderson HS)
11 Dodge, Riley	QB	6-0	193	Fr.	Southlake, Texas (Carroll HS)	8 Roberson, Sam	WR	6-4	220	So.	Somerville, Texas (Somerville HS)
68 Drake, Kelvin	OL	6-2	280	Jr.	Galveston, Texas (Ball HS)	42 Robertson, Craig	LB	6-1	221	Jr.	Stafford, Texas (Stafford HS)
5 Dunbar, Lance	RB	5-9	202	So.	Haltom City, Texas (Haltom HS)	29 Roberts, Phillip	DB	5-11	195	Fr.	Killeen, Texas (Ellison HS)
39 Ekwerekwu, John	RB	5-11	208	Jr.	Carrollton, Texas (R.L. Turner HS)	92 Ross, Draylen	DL	6-4	292	Jr.	Fort Worth, Texas (Diamond Hill-Jarvis HS)
70 Feeley, Coleman	OL	6-4	305	So.	Austin, Texas (Anderson HS)	89 Rucker, Forrest	WR	6-6	215	Fr.	Hearne, Texas (Hearne HS)
85 Fitzpatrick, Austin	TE	6-3	200	Fr.	Friendswood, Texas (Friendswood HS)	77 Santiago, Esteban	OL	6-3	296	Jr.	El Paso, Texas (Coronado HS)
65 Flax, Kennan	OL	6-4	283	Fr.	Houston, Texas (Cy Ridge HS)	83 Seidle, Bryant	TE	6-2	233	Sr.	Cypress, Texas (Cy-Fair HS)
60 Fortenberry, Aaron	OL	6-4	288	Fr.	Era, Texas (Era HS)	39 Serrano, Jose	K	5-11	199	Fr.	Dallas, Texas (Skyline HS)
53 Foster, Ryan	LB	6-2	227	Fr.	Grand Prairie, Texas (Prairie View)	27 Schutz, Casey	WR	5-10	170	Fr.	Eules, Texas (Trinity HS)
74 Franklin, Troy	OL	6-5	272	So.	Celina, Texas (Celina HS)	18 Shorter, John	DB	6-0	195	So.	Dallas, Texas (Lake Highlands HS)
30 Gandy, Shelton	RB	5-8	170	Fr.	Denton, Texas (Ryan HS)	25 Smith, Ira	DB	5-11	183	Jr.	Long Beach, Mississippi (Gulf Coast CC)
64 Gill, Victor	OL	6-4	261	Jr.	Argyle, Texas (Argyle HS)	31 Squier, Weston	RB	5-8	154	So.	Sanger, Texas (Sanger HS)
94 Gilmore, Eddrick	DE	6-5	269	Sr.	Houston, Texas (Alief Hastings HS)	88 Stradford, Tyler	WR	6-2	190	Fr.	New Orleans, La. (Oklahoma)
27 Gordon, Robbie	DB	6-0	181	Jr.	Ardmore, Okla. (Ardmore HS)	3 Stubblefield, Arthur	DB	5-10	182	Sr.	Houston, Texas (Eisenhower HS)
2 Hamilton, James	RB	5-8	178	So.	Cedar Hill, Texas (Cedar Hill HS)	3 Taylor, Willie	WR	5-10	175	Fr.	Dallas, Texas (Hillcrest HS)
97 Hawthorne, Joe	DT	6-4	270	Fr.	Arlington, Texas (Martin HS)	7 Thompson, Derek	QB	6-4	223	Fr.	Glen Rose, Texas (Glen Rose HS)
46 Herron, Julian	LB	6-2	199	Fr.	Arlington, Texas (Bowie HS)	72 Tomlinson, Matt	OL	6-5	297	So.	Klein, Texas (Klein HS)
37 Hill, Kylie	LB	5-11	190	Sr.	Bristow, Okla. (NE Okla. A&M)	6 Tune, Nathan	QB	6-4	206	Jr.	Celina, Texas (Celina HS)
21 Hill, Royce	DB	6-0	177	So.	Houston, Texas (Cypress Ridge HS)	16 Warren, Steve	LB	6-1	220	Sr.	Burleson, Texas (Burleson HS)
62 Hollivay, Gabe	OL	6-3	328	Sr.	Hamilton, Miss. (Itawamba CC)	40 Washington, Tyler	LB	6-1	221	Fr.	Cedar Hill, Texas (Cedar Hill HS)
58 Holt, Dan	OL	6-4	299	Fr.	McKinney, Texas (Midwestern State)	98 Weber, John	DE	6-3	288	Jr.	Harvey, Louisiana (Itawamba CC)
29 Jackson, Hilbert	DB	6-1	181	Fr.	Rowlett, Texas (Rowlett HS)	63 White, Kyle	DT	6-2	309	Fr.	New Orleans, Louisiana (McDonogh 35 HS)
15 Jackson, Jamaal	WR	5-10	163	Jr.	Amite, La. (Southwest Miss. CC)	23 Williams, Darien	DB	5-10	189	So.	Vernon, Texas (Vernon HS)
20 Jackson, Jamel	WR	5-9	171	Jr.	Killeen, Texas (Northwestern State)	67 Williams, Ryan	OL	6-2	219	Fr.	Southlake, Texas (Carroll HS)
91 Jackson, Kelvin	DT	6-2	309	Jr.	Hermanville, Miss. (Itawamba CC)	7 Wilson, Jamal	DB	5-10	181	So.	DeSoto, Texas (DeSoto HS)



NORTH TEXAS COMBINED TEAM STATISTICS

Date	Opponent	Score	Att.	Record:	Overall	Home	Away	Neutral	
Sep 03, 2009	at Ball State Cardinals	W 20-10	16054	All games	1-0	0-0	1-0	0-0	
				Conference	0-0	0-0	0-0	0-0	
				Non-Conference	1-0	0-0	1-0	0-0	
Rushing				Team Statistics					
	gp	att	gain	loss	net	avg	td	lg	avg/g
Montgomery, C.	1	17	151	2	149	8.8	0	25	149.0
Dodge, Riley	1	12	73	0	73	6.1	0	12	73.0
Dunbar, Lance	1	16	71	8	63	3.9	1	16	63.0
Mathis, Jeremi	1	4	20	0	20	5.0	0	10	20.0
TEAM	1	2	0	9	-9	-4.5	0	0	-9.0
Total	1	51	315	19	296	5.8	1	25	296.0
Opponents	1	24	173	4	169	7.0	1	31	169.0
Passing				RUSHING YARDAGE					
	gp	effic	comp-att-int	pct	yds	td	lg	avg/g	
Dodge, Riley	1	128.62	23-33-1	69.7	216	1	59	216.0	
Total	1	128.62	23-33-1	69.7	216	1	59	216.0	
Opponents	1	70.74	15-35-1	42.9	140	0	34	140.0	
Receiving				PASSING YARDAGE					
	gp	no.	yds	avg	td	lg	avg/g		
Outlaw, Michael	1	7	43	6.1	1	19	43.0		
Jackson, Jamaal	1	4	86	21.5	0	59	86.0		
Dickerson, K.	1	4	24	6.0	0	11	24.0		
Roberson, Sam	1	2	13	6.5	0	8	13.0		
Dunbar, Lance	1	2	6	3.0	0	5	6.0		
Montgomery, C.	1	1	19	19.0	0	19	19.0		
Lott, Alex	1	1	13	13.0	0	13	13.0		
Brainard, Chris	1	1	6	6.0	0	6	6.0		
Carey, Darius	1	1	6	6.0	0	6	6.0		
Total	1	23	216	9.4	1	59	216.0		
Opponents	1	15	140	9.3	0	34	140.0		
Field Goals				TOTAL OFFENSE					
	fg	pct	01-19	20-29	30-39	40-49	50-99	lg	blk
Knott, Jeremy	2-4	50.0	1-1	1-1	0-0	0-2	0-0	24	0
Scoring				PUNTS-AVG					
	td	fg	PAT			dxp	saf	pts	
Knott, Jeremy	-	2-4	kick	rush	rcv	pass	-	-	8
Dunbar, Lance	1	-	-	-	-	-	-	-	6
Outlaw, Michael	1	-	-	-	-	-	-	-	6
Total	2	2-4	2-2	-	-	-	-	-	20
Opponents	1	1-2	1-1	-	-	-	-	-	10
Interceptions				KICK RETURNS: #-Yards					
	no.	yds	avg	td	lg				
Hill, Royce	1	57	57.0	0	57				
Punting				INT RETURNS: #-Yards					
	no.	yds	avg	lg	tb	fc	i20	50+	blk
Atterberry, W.	3	141	47.0	51	0	1	2	1	0
Punt Returns				FUMBLES-LOST					
	no.	yds	avg	td	lg				
Total	0	0	0.0	0	0				
Opponents	2	9	4.5	0	5				
Kick Returns				PENALTIES-Yards					
	no.	yds	avg	td	lg				
Cook, DaWaylon	2	47	23.5	0	25				
Dunbar, Lance	1	13	13.0	0	13				
Total	3	60	20.0	0	25				
Opponents	4	67	16.8	0	21				
All Purpose				PUNTS-AVG					
	g	rush	rcv	pr	kr	ir	total	avg/g	
Montgomery, C.	1	149	19	0	0	0	168	168.0	
Jackson, Jamaal	1	0	86	0	0	0	86	86.0	
Dunbar, Lance	1	63	6	0	13	0	82	82.0	
Dodge, Riley	1	73	0	0	0	0	73	73.0	
Hill, Royce	1	0	0	0	0	57	57	57.0	
Total	1	296	216	0	60	57	629	629.0	
Opponents	1	169	140	9	67	0	385	385.0	
Total Offense				TIME OF POSSESSION/Game					
	g	plays	rush	pass	total	avg/g			
Dodge, Riley	1	45	73	216	289	289.0			
Montgomery, C.	1	17	149	0	149	149.0			
Dunbar, Lance	1	16	63	0	63	63.0			
Mathis, Jeremi	1	4	20	0	20	20.0			
Total	1	84	296	216	512	512.0			
Opponents	1	59	169	140	309	309.0			
Tackles				Sacks					
	gp	ua	a	tot	tfl/yds	no-yds	int-yds	brup	qbh
42 Robertson, C.	1	6	6	12	1.0-1	.	.	1	.
44 Nwigwe, Tobe	1	9	2	11	1.0-3	.	.	.	1
37 Hill, Kylie	1	4	1	5	.	.	1	.	.
22 Adams, Adryan	1	4	.	4	.	.	1	.	.
91 Jackson, Kelvin	1	1	3	4
Total	1	39	22	61	3-6	0-0	1-57	4	1
Opponents	1	68	34	102	6-17	0-0	1-0	4	.
Defensive Leaders				Fumbles					
	gp	ua	a	tot	tfl/yds	no-yds	int-yds	brup	qbh
42 Robertson, C.	1	6	6	12	1.0-1	.	.	1	0-0
44 Nwigwe, Tobe	1	9	2	11	1.0-3	.	.	.	1-0
37 Hill, Kylie	1	4	1	5	.	.	1	.	1-0
22 Adams, Adryan	1	4	.	4	.	.	1	.	1-0
91 Jackson, Kelvin	1	1	3	4	1-0
Total	1	39	22	61	3-6	0-0	1-57	4	1
Opponents	1	68	34	102	6-17	0-0	1-0	4	.



NORTH TEXAS OVERALL TEAM STATISTICS

Team Statistics	NT	OPP
SCORING	20	10
Points Per Game	20.0	10.0
FIRST DOWNS	27	16
Rushing	18	8
Passing	9	5
Penalty	0	3
RUSHING YARDAGE	296	169
Yards gained rushing	315	173
Yards lost rushing	19	4
Rushing Attempts	51	24
Average Per Rush	5.8	7.0
Average Per Game	296.0	169.0
TDs Rushing	1	1
PASSING YARDAGE	216	140
Att-Comp-Int	33-23-1	35-15-1
Average Per Pass	6.5	4.0
Average Per Catch	9.4	9.3
Average Per Game	216.0	140.0
TDs Passing	1	0
TOTAL OFFENSE	512	309
Total Plays	84	59
Average Per Play	6.1	5.2
Average Per Game	512.0	309.0
KICK RETURNS: #-Yards	3-60	4-67
PUNT RETURNS: #-Yards	0-0	2-9
INT RETURNS: #-Yards	1-57	1-0
KICK RETURN AVERAGE	20.0	16.8
PUNT RETURN AVERAGE	0.0	4.5
INT RETURN AVERAGE	57.0	0.0
FUMBLES-LOST	1-1	1-1
PENALTIES-Yards	9-81	4-30
Average Per Game	81.0	30.0
PUNTS-Yards	3-141	7-309
Average Per Punt	47.0	44.1
Net punt average	44.0	41.3
TIME OF POSSESSION/Game	37:18	22:42
3RD-DOWN Conversions	7/15	2/13
3rd-Down Pct	47%	15%
4TH-DOWN Conversions	0/0	2/2
4th-Down Pct	0%	100%
SACKS BY-Yards	0-0	0-0
MISC YARDS	0	0
TOUCHDOWNS SCORED	2	1
FIELD GOALS-ATTEMPTS	2-4	1-2
ON-SIDE KICKS	0-0	0-0
RED-ZONE SCORES	4-6 67%	1-3 33%
RED-ZONE TOUCHDOWNS	2-6 33%	0-3 0%
PAT-ATTEMPTS	2-2 100%	1-1 100%
ATTENDANCE	0	16054
Games/Avg Per Game	0/0	1/16054
Neutral Site Games		0/0

Score by Quarters	1st	2nd	3rd	4th	OT	Total
North Texas	7	3	0	10	0	20
Opponents	0	0	3	7	0	10



NORTH TEXAS INDIVIDUAL STATISTICS

Rushing	gp	att	gain	loss	net	avg	td	lg	avg/g
Montgomery, C.	1	17	151	2	149	8.8	0	25	149.0
Dodge, Riley	1	12	73	0	73	6.1	0	12	73.0
Dunbar, Lance	1	16	71	8	63	3.9	1	16	63.0
Mathis, Jeremi	1	4	20	0	20	5.0	0	10	20.0
TEAM	1	2	0	9	-9	-4.5	0	0	-9.0
Total	1	51	315	19	296	5.8	1	25	296.0
Opponents	1	24	173	4	169	7.0	1	31	169.0

Passing	gp	effic	comp-att-int	pct	yds	td	lg	avg/g
Dodge, Riley	1	128.62	23-33-1	69.7	216	1	59	216.0
Total	1	128.62	23-33-1	69.7	216	1	59	216.0
Opponents	1	70.74	15-35-1	42.9	140	0	34	140.0

Receiving	gp	no.	yds	avg	td	lg	avg/g
Outlaw, Michael	1	7	43	6.1	1	19	43.0
Jackson, Jamaal	1	4	86	21.5	0	59	86.0
Dickerson, K.	1	4	24	6.0	0	11	24.0
Roberson, Sam	1	2	13	6.5	0	8	13.0
Dunbar, Lance	1	2	6	3.0	0	5	6.0
Montgomery, C.	1	1	19	19.0	0	19	19.0
Lott, Alex	1	1	13	13.0	0	13	13.0
Carey, Darius	1	1	6	6.0	0	6	6.0
Brainard, Chris	1	1	6	6.0	0	6	6.0
Total	1	23	216	9.4	1	59	216.0
Opponents	1	15	140	9.3	0	34	140.0

Punt Returns	no.	yds	avg	td	lg
Total	0	0	0.0	0	0
Opponents	2	9	4.5	0	5

Interceptions	no.	yds	avg	td	lg
Hill, Royce	1	57	57.0	0	57
Total	1	57	57.0	0	57
Opponents	1	0	0.0	0	0

Kick Returns	no.	yds	avg	td	lg
Cook, DaWaylon	2	47	23.5	0	25
Dunbar, Lance	1	13	13.0	0	13
Total	3	60	20.0	0	25
Opponents	4	67	16.8	0	21

Fumble Returns	no.	yds	avg	td	lg
Total	0	0	0.0	0	0
Opponents	0	0	0.0	0	0



NORTH TEXAS INDIVIDUAL STATISTICS

Scoring	td	fg	PAT				dpx	saf	pts
			kick	rush	rcv	pass			
Knott, Jeremy	-	2-4	2-2	-	-	-	-	-	8
Dunbar, Lance	1	-	-	-	-	-	-	-	6
Outlaw, Michael	1	-	-	-	-	-	-	-	6
Total	2	2-4	2-2	-	-	-	-	-	20
Opponents	1	1-2	1-1	-	-	-	-	-	10

Total Offense	g	plays	rush	pass	total	avg/g
Dodge, Riley	1	45	73	216	289	289.0
Montgomery, C.	1	17	149	0	149	149.0
Dunbar, Lance	1	16	63	0	63	63.0
Mathis, Jeremi	1	4	20	0	20	20.0
TEAM	1	2	-9	0	-9	-9.0
Total	1	84	296	216	512	512.0
Opponents	1	59	169	140	309	309.0

Field Goals	fg	pct.	01-19	20-29	30-39	40-49	50-99	lg	blk
Knott, Jeremy	2-4	50.0	1-1	1-1	0-0	0-2	0-0	24	0

FG Sequence	North Texas	Opponents
Ball State Cardinals	47,(24),47,(19)	(21),31

Numbers in (parentheses) indicate field goal was made.

Punting	no.	yds	avg	lg	tb	fc	i20	50+	blk
Atterberry, W.	3	141	47.0	51	0	1	2	1	0
Total	3	141	47.0	51	0	1	2	1	0
Opponents	7	309	44.1	63	1	3	2	2	0

Kickoffs	no.	yds	avg	tb	ob	retn	net	ydln
Knott, Jeremy	5	332	66.4	1	0			
Total	5	332	66.4	1	0	16.8	49.0	21
Opponents	3	194	64.7	0	0	20.0	44.7	25



NORTH TEXAS DEFENSIVE STATISTICS

##	Defensive Leaders	gp	Tackles				Sacks	Pass defense			Fumbles		blkd	
			ua	a	tot	tfl/yds		no-yds	int-yds	brup	qbh	rcv-yds	ff	kick
42	Robertson, C.	1	6	6	12	1.0-1	.	.	1	.	1-0	.	.	.
44	Nwigwe, Tobe	1	9	2	11	1.0-3	1	.	.
37	Hill, Kylie	1	4	1	5	.	.	.	1
25	Smith, Ira	1	2	2	4	.	.	.	1
22	Adams, Adryan	1	4	.	4	.	.	.	1
91	Jackson, Kelvin	1	1	3	4
21	Hill, Royce	1	3	.	3	.	.	1-57
31	Penson, A.J.	1	3	.	3
54	Deheck, Robbie	1	.	2	2
45	Phillips, J.	1	2	.	2
52	Owusu-Hemeng, S	1	1	1	2	1
47	Akpunku, B.	1	2	.	2
27	Gordon, Robby	1	.	1	1
99	Atkinson, S.	1	.	1	1
24	Mathis, Jeremi	1	.	1	1
96	Cantly, Tevinn	1	.	1	1
48	Obi, K.C.	1	1	.	1	1.0-2
10	Cook, DaWaylon	1	.	1	1
80	Dickerson, K.	1	1	.	1
Total		1	39	22	61	3-6	0-0	1-57	4	1	1-0	1	.	.
Opponents		1	68	34	102	6-17	0-0	1-0	4	.	1-0	1	.	.



NORTH TEXAS RED-ZONE RESULTS

North Texas Inside Opponent Red-Zone

Date	Opponent	Score	Times In RZ	Times Scored	Total Pts	Rush TDs	Pass TDs	FGs Made	Failed to score inside RZ					
									FGA	Down	Int	Fumb	Half	Game
Sep 03, 2009	at Ball State Cardinals	W 20-10	6	4	20	2	1	2	0	0	1	0	1	0
Totals			6	4	20	2	1	2	0	0	1	0	1	0

4 of 6 (66.7%)

Opponents Inside North Texas Red-Zone

Date	Opponent	Score	Times In RZ	Times Scored	Total Pts	Rush TDs	Pass TDs	FGs Made	Failed to score inside RZ					
									FGA	Down	Int	Fumb	Half	Game
Sep 03, 2009	at Ball State Cardinals	W 20-10	3	1	3	0	0	1	1	0	1	0	0	0
Totals			3	1	3	0	0	1	1	0	1	0	0	0

1 of 3 (33.3%)



NORTH TEXAS GAME SUPERLATIVES

Individual Game Highs

Rushes	17	Montgomery, C. at Ball State Cardinals (Sep 03, 2009)
Yards Rushing	149	Montgomery, C. at Ball State Cardinals (Sep 03, 2009)
TD Rushes	1	Dunbar, Lance at Ball State Cardinals (Sep 03, 2009)
Long Rush	25	Montgomery, C. at Ball State Cardinals (Sep 03, 2009)
Pass attempts	33	Dodge, Riley at Ball State Cardinals (Sep 03, 2009)
Pass completions	23	Dodge, Riley at Ball State Cardinals (Sep 03, 2009)
Yards Passing	216	Dodge, Riley at Ball State Cardinals (Sep 03, 2009)
TD Passes	1	Dodge, Riley at Ball State Cardinals (Sep 03, 2009)
Long Pass	59	Dodge, Riley at Ball State Cardinals (Sep 03, 2009)
Receptions	7	Outlaw, Michael at Ball State Cardinals (Sep 03, 2009)
Yards Receiving	86	Jackson, Jamaal at Ball State Cardinals (Sep 03, 2009)
TD Receptions	1	Outlaw, Michael at Ball State Cardinals (Sep 03, 2009)
Long Reception	59	Jackson, Jamaal at Ball State Cardinals (Sep 03, 2009)
Field Goals	2	Knott, Jeremy at Ball State Cardinals (Sep 03, 2009)
Long Field Goal	24	Knott, Jeremy at Ball State Cardinals (Sep 03, 2009)
Punts	3	Atterberry, W. at Ball State Cardinals (Sep 03, 2009)
Punting Avg	47.0	Atterberry, W. at Ball State Cardinals (Sep 03, 2009)
Long Punt	51	Atterberry, W. at Ball State Cardinals (Sep 03, 2009)
Long Kickoff Return	25	Cook, DaWaylon at Ball State Cardinals (Sep 03, 2009)
Tackles	12	Robertson, C. at Ball State Cardinals (Sep 03, 2009)
Tackles For Loss	1.0	Robertson, C. at Ball State Cardinals (Sep 03, 2009)
	1.0	Nwigwe, Tobe at Ball State Cardinals (Sep 03, 2009)
	1.0	Obi, K.C. at Ball State Cardinals (Sep 03, 2009)
Interceptions	1	Hill, Royce at Ball State Cardinals (Sep 03, 2009)

Team Game Highs

Rushes	51	at Ball State Cardinals (Sep 03, 2009)
Yards Rushing	296	at Ball State Cardinals (Sep 03, 2009)
Yards Per Rush	5.8	at Ball State Cardinals (Sep 03, 2009)
TD Rushes	1	at Ball State Cardinals (Sep 03, 2009)
Pass attempts	33	at Ball State Cardinals (Sep 03, 2009)
Pass completions	23	at Ball State Cardinals (Sep 03, 2009)
Yards Passing	216	at Ball State Cardinals (Sep 03, 2009)
Yards Per Pass	6.5	at Ball State Cardinals (Sep 03, 2009)
TD Passes	1	at Ball State Cardinals (Sep 03, 2009)
Total Plays	84	at Ball State Cardinals (Sep 03, 2009)
Total Offense	512	at Ball State Cardinals (Sep 03, 2009)
Yards Per Play	6.1	at Ball State Cardinals (Sep 03, 2009)
Points	20	at Ball State Cardinals (Sep 03, 2009)
First Downs	27	at Ball State Cardinals (Sep 03, 2009)
Penalties	9	at Ball State Cardinals (Sep 03, 2009)
Penalty Yards	81	at Ball State Cardinals (Sep 03, 2009)
Turnovers	2	at Ball State Cardinals (Sep 03, 2009)
Interceptions By	1	at Ball State Cardinals (Sep 03, 2009)



OPPONENT GAME SUPERLATIVES

Opponent Individual Game Highs

Rushes	15	LEWIS, MiQuale, at Ball State Cardinals (Sep 03, 2009)
Yards Rushing	103	LEWIS, MiQuale, at Ball State Cardinals (Sep 03, 2009)
TD Rushes	1	LEWIS, MiQuale, at Ball State Cardinals (Sep 03, 2009)
Long Rush	31	LEWIS, MiQuale, at Ball State Cardinals (Sep 03, 2009)
Pass attempts	34	PAGE, Kelly, at Ball State Cardinals (Sep 03, 2009)
Pass completions	15	PAGE, Kelly, at Ball State Cardinals (Sep 03, 2009)
Yards Passing	140	PAGE, Kelly, at Ball State Cardinals (Sep 03, 2009)
Long Pass	34	PAGE, Kelly, at Ball State Cardinals (Sep 03, 2009)
Receptions	4	WHITE, Seth, at Ball State Cardinals (Sep 03, 2009)
Yards Receiving	47	WHITE, Seth, at Ball State Cardinals (Sep 03, 2009)
Long Reception	34	ORSBON, Briggs, at Ball State Cardinals (Sep 03, 2009)
Field Goals	1	MCGARVEY, Ian, at Ball State Cardinals (Sep 03, 2009)
Long Field Goal	21	MCGARVEY, Ian, at Ball State Cardinals (Sep 03, 2009)
Punts	7	KOVANDA, Scott, at Ball State Cardinals (Sep 03, 2009)
Punting Avg	44.1	KOVANDA, Scott, at Ball State Cardinals (Sep 03, 2009)
Long Punt	63	KOVANDA, Scott, at Ball State Cardinals (Sep 03, 2009)
Long Punt Return	5	TODD, Charlie, at Ball State Cardinals (Sep 03, 2009)
Long Kickoff Return	21	GIBSON, Torieal, at Ball State Cardinals (Sep 03, 2009)
Tackles	13	KNIPP, Alex, at Ball State Cardinals (Sep 03, 2009)
Tackles For Loss	2.0	DUFFIN, Drew, at Ball State Cardinals (Sep 03, 2009)
Interceptions	1	BAKER, Sean, at Ball State Cardinals (Sep 03, 2009)

Opponent Team Game Highs

Rushes	24	at Ball State Cardinals (Sep 03, 2009)
Yards Rushing	169	at Ball State Cardinals (Sep 03, 2009)
Yards Per Rush	7.0	at Ball State Cardinals (Sep 03, 2009)
TD Rushes	1	at Ball State Cardinals (Sep 03, 2009)
Pass attempts	35	at Ball State Cardinals (Sep 03, 2009)
Pass completions	15	at Ball State Cardinals (Sep 03, 2009)
Yards Passing	140	at Ball State Cardinals (Sep 03, 2009)
Yards Per Pass	4.0	at Ball State Cardinals (Sep 03, 2009)
Total Plays	59	at Ball State Cardinals (Sep 03, 2009)
Total Offense	309	at Ball State Cardinals (Sep 03, 2009)
Yards Per Play	5.2	at Ball State Cardinals (Sep 03, 2009)
Points	10	at Ball State Cardinals (Sep 03, 2009)
First Downs	16	at Ball State Cardinals (Sep 03, 2009)
Penalties	4	at Ball State Cardinals (Sep 03, 2009)
Penalty Yards	30	at Ball State Cardinals (Sep 03, 2009)
Turnovers	2	at Ball State Cardinals (Sep 03, 2009)
Interceptions By	1	at Ball State Cardinals (Sep 03, 2009)