



NORTH TEXAS MEAN GREEN VOLLEYBALL


Volleyball Contact: T.C. Greene • Thomas.Greene@unt.edu • o: 940-565-3671 • c: 903-288-2504
 Twitter: @MeanGreenVB | Facebook: /MeanGreenVB | Instagram: @MeanGreenVB | www.MeanGreenSports.com

SCHEDULE

Overall:	3-4	Home:	0-0
C-USA:	0-0	Away:	1-2
Non-Conf:	3-4	Neutral:	2-2
Aug. 28	(1) vs. Winthrop	W	3-2
Aug. 29	(1) vs. NDSU	L	3-2
	(1) at Missouri	L	3-0
Sept. 2	at UTA	L	3-0
Sept. 4	(2) vs. Central Arkansas	W	3-2
	(2) at Oklahoma	W	3-2
Sept. 5	(2) vs. Little Rock	L	3-0
Sept. 7	UAB*	1:00 p.m.	
Sept. 11	(3) BOISE STATE	7:00 p.m.	
Sept. 12	(3) ACU	11:00 a.m.	
	(3) HOUSTON	7:00 p.m.	
Sept. 16	SFA	6:30 p.m.	
Sept. 18	(4) vs. Houston Baptist	6:00 p.m.	
Sept. 19	(4) vs. Oral Roberts	1:00 p.m.	
	(4) at Tulsa	7:00 p.m.	
Sept. 22	BAYLOR	7:00 p.m.	
Sept. 25	at UTEP*	6:00 p.m.	
Sept. 27	at UTSA*	1:00 p.m.	
Oct. 2	RICE*	7:00 p.m.	
Oct. 9	at LA Tech*	7:00 p.m.	
Oct. 11	at Marshall*	Noon	
Oct. 16	LA TECH*	7:00 p.m.	
Oct. 18	WKU*	12:00 p.m.	
Oct. 21	at Rice*	6:00 p.m.	
Oct. 25	at Charlotte*	1:00 p.m.	
Oct. 29	UTEP*	5:00 p.m.	
Oct. 30	SOUTHERN MISS*	7:00 p.m.	
Nov. 6	at FAU*	7:00 p.m.	
Nov. 8	at FIU*	1:00 p.m.	
Nov. 12	MIDDLE TENNESSEE*	6:00 p.m.	
Nov. 14	UTSA*	1:00 p.m.	
Nov. 19-21	(5) C-USA Tournament		
Dec. 3-5	(6) NCAA First & Second Rounds		
Dec. 11-12	(7) NCAA Regionals		
Dec. 17-19	(8) NCAA Final Four		

* - C-USA Match; Home matches in **BOLD**; (1) Tiger Invitational (Columbia, MO); (2) NIKE Invitational (Norman, OK); (3) North Texas Invitational; (4) Tulsa Volleyball Invitational (Tulsa, OK); (5) Conference USA Championships (San Antonio, TX); (6) NCAA First and Second Round (Campus Sites are TBD); (7) NCAA Regionals (Lexington, KY; Austin, TX; San Diego, CA; Des Moines, IA); (8) NCAA National Semifinals and National Championship (Omaha, NE).

WEEK 3A | C-USA/HOME OPENER



North Texas
MEAN GREEN
(3-4, 0-0 C-USA)

Sept. 7, 2015 | 1:00 p.m. CT
 North Texas Volleyball Center
 Stream: MeanGreenSports.com
 Stats: MeanGreenStats.com

UAB
BLAZERS
(4-3, 0-1 C-USA)

Coach Andrew Palileo
 School Record 42-29 (3rd Season)
 Career Record 315-224 (17th Season)

Coach Kerry Messersmith
 School Record 184-127 (10th Season)
 Career Record 658-379 (27th season)

ROSTER

PROBABLE STARTERS

NO.	NAME	POS.	HT.	YR.	DETAILS
5	Carnae Dillard	OH	5-8	Sr.	5.14 k/s, 2.48 d/s, .222 attack %
6	McKenzie Christopher	L	5-5	Fr.	55 digs, 2.75 d/s, 7 assists
9	Hannah Shaw	OH	6-0	Fr.	1.70 k/s, 1.35 d/s, .140 attack %
10	Holly Milam	MB	6-1	So.	1.86 k/s, .272 attack %, 15 TB
11	Alexis Wright	RS	6-0	So.	1.34 k/s, .121 attack %
12	Amy Henard	S	5-11	Jr.	8.82 a/s, 2.07 d/s, 9 aces
13	Amanda Chamberlain	MB	6-3	So.	1.33 k/s, .333 attack %, 18 TB

RESERVES

1	Karley York	S	5-9	Fr.	San Antonio, TX (Churchill HS)
2	Meredith Bramer	DS	5-9	So.	Prosper, TX (Prosper HS)
4	McKenna Thornlow	L	5-9	So.	Colorado Springs, CO (Rampart HS)
7	Taylor Haskins	OH	6-0	R-Fr.	Kennesaw, GA (Texas Tech)
8	Chelsea Abii	OH	5-10	So.	Dallas, TX (The Oakridge HS)
14	Alyvia Palileo	S/DS	5-7	Fr.	Denton, TX (Guyer HS)
15	Mikali Myers	MB	6-2	So.	San Marcos, TX (San Marcos HS)
16	Jordyn Williams	MB	6-1	Fr.	San Antonio, TX (O'Connor HS)
18	Alex Janak	S	5-9	Fr.	Grapevine, TX (Colleyville Heritage HS)

STAFF

Head Coach: Andrew Palileo (Third year)	Athletic Trainer: Amanda Phillips
Asst. Head Coach: Vinh Nguyen (First year)	Sports Psychology Conslt: Jenna Tomalski
Asst. Coach: Rachel Todorovich (First year)	Strength & Conditioning: Chris Seroka

PRONUNCIATION GUIDE

Chelsea Abii	uh-BEE	Meredith Bramer	BRAM-err
Alex Janak	YAH-nek	Holly Milam	MY-lum
Mikali Myers	muh-KAY-lee	Alyvia Palileo	paw-leh-LAY-oh
Vinh Nguyen	ven WIN	Rachel Todorovich	toe-DOR-o-vitch

MEDIA INFORMATION

Eric Capper
Assoc. AD/Media Relations
o: 940-565-2476

T.C. Greene (VB Contact)
Media Relations Assistant
o: 940-565-3671
c: 903-288-2504

Media Policies

Media interviews conducted with North Texas volleyball players, coaches or supporting staff will take place in conjunction with practices and matches. To arrange an interview, please contact T.C. Greene of the North Texas Sports Information office. North Texas Athletics supports the privacy of its student-athletes, and it will not give out any contact information.

Practice Interviews

Weekday practices are closed to the media without prior authorization, and all interviews will take place before or after practice. Please contact T.C. Greene at least 24 hours in advance to arrange practice interviews.

Home Postgame Interviews

All game-day interviews will take place following the day's final match and after a brief cooling off period. Game-day practices and the locker rooms are closed to the media. Please contact T.C. Greene for a seat on press row.

Road Match Interviews

Interview requests for away matches must be made to T.C. Greene prior to the road trip and will be conducted via cellphone at the convenience of the head coach.

2015 QUICK FACTS

Location: Denton, TX
Founded: 1890
Enrollment: 36,168
Nickname: Mean Green
Colors: Green and White
Venue: North Texas Volleyball Center (600)
Conference: Conference USA
Program All-Time Record: 505-744-2
Head Coach: Andrew Palileo
Record at North Texas: 39-25 (60.9 percent)
Overall Record: 312-220 (17th season)
Associate Head Coach: Vinh Nguyen
Assistant Coach: Rachel Todorovich

MEAN GREEN SPOTLIGHT



#5 CARNAE DILLARD
Senior | OH | 5-8 | San Antonio, TX

Carnae Dillard is once again off to a hot start in 2015. The Conference USA Preseason Player of the Year leads the league once again in kills (149, 5.14 k/s) and points (157.5, 5.43 p/s). Additionally, she has tallied five double-doubles in only seven games.

INSIDE THE MATCHUP

UAB BLAZERS

All-Time Series: UAB leads 2-1
Last Meeting: NT won 3-0 on 11/02/14

Palileo Era: 1-1
Palileo's Career: 1-1

The Blazers enter Monday's contest with a 4-3 record, with the team's wins coming against Marist, Texas Southern, Savannah State and Austin Peay. This will be only the fourth meeting in program history between the two programs. UAB is led by Gabby Deshotel, who is averaging 4.37 kills per set to go along with a .253 hitting percentage. The junior outside hitter is also adding 1.93 digs per set played.

BREAKDOWN

Category	North Texas	UTA
Hitting percentage	.208	.174
Kills/set	12.28	11.40
Assists/set	11.48	10.50
Digs/set	12.83	12.80
Blocks/set	1.59	2.13
Aces/set	1.07	1.93

2015 CONFERENCE USA STANDINGS

Team	Conf.	Overall	Home	Away	Neut	Last 10	Streak
FIU	1-0	4-2	2-1	1-0	1-1	4-2	W 1
Southern Miss	0-0	8-0	4-0	1-0	3-0	8-0	W 8
Marshall	0-0	6-1	1-0	0-0	5-1	6-1	W 2
UTSA	0-0	6-1	0-0	1-1	5-0	6-1	W 2
#20 WKU	0-0	5-1	0-0	1-0	4-1	5-1	L 1
Florida Atlantic	0-0	5-2	4-0	1-0	0-2	5-2	W 1
Rice	0-0	5-2	1-0	1-1	3-1	5-2	W 2
UAB	0-1	4-3	1-1	0-2	3-0	4-3	W 2
Louisiana Tech	0-0	3-4	0-0	2-1	1-3	3-4	W 1
North Texas	0-0	3-4	0-0	1-2	2-2	3-4	L 1
Charlotte	0-0	2-4	2-1	0-1	0-2	2-4	L 3
UTEP	0-0	2-4	0-0	0-3	2-1	2-4	W 1
Middle Tennessee	0-0	1-6	1-4	0-1	0-1	1-6	L 5

The Girls Are Back In Town

North Texas will play at home for the first time this season. Coming irregularly early in the season, the match will also be the first Conference USA matchup of the year for the Mean Green. North Texas heads into the contest after finishing 2-1 at the weekend's OU Nike Invitational, beating Central Arkansas and the hosting Sooners in five sets.

Home Winning Ways

The North Texas Volleyball Center has become an increasingly tough place for visiting teams to play. In fact, the Mean Green has a 23-5 record in home matches under Palileo, dropping only two games in 2013 and three games in 2014. Overall, North Texas has a 78-49 overall record from its home court.

Dillard Atop C-USA Once Again

Senior Carnae Dillard was named the 2015 Conference USA Preseason Player of the Year in a poll of the league's coaches in July, and the senior is showing her dominance.

After leading in each of these categories last season, Dillard is once again tops in C-USA in kills (149, 5.14 k/s) and points (157.5, 5.43 p/s).

Fountain of Youth

With only two upperclassmen, this year's North Texas squad is one of the youngest teams in C-USA. Seven newcomers - made up of six freshmen and a transfer from Texas Tech - join nine letterwinners from a year ago.

Despite the young roster, North Texas brings back 75 percent of its scoring and 76 percent of its kills from 2014.

Last Woman Standing

Senior Carnae Dillard is the only remaining player or coach from her freshman season in 2012. Since that time, head coach Andrew Palileo & Co. made their way to Denton, and the freshmen that accompanied Dillard during her first year are no longer on the roster.

Facing Stiff Competition

At this point in the 2015 campaign, North Texas is scheduled to take on one more team that was receiving votes in the latest AVCA Top 25 Poll, #20 Western Kentucky (Oct. 18). North Texas defeated the Oklahoma Sooners 3-2 on Sept. 4, a team that was just outside of the top 25.

Climb of the Captains

Team captains Amy Henard and Carnae Dillard are the undoubted leaders for the Mean Green, both on and off the court. That much is clear when taking a look at the North Texas record book. Early in the 2015 campaign, each of the upperclassmen continue to climb the ranks in their respective statistical categories.



CARNAE DILLARD
#5 | OH | 5-9 | Sr.

1,789
CAREER KILLS
2ND ALL-TIME

1. Corina Marginas (2000-03) 2,211
2. **Carnae Dillard (2012-pres.)** 1,789
3. Katy Prokof (2004-07) 1,442
4. Brittney Gregory (2002-06) 1,425
5. Amy Huddleston (2007-10) 1,334
6. Jessica Brown (1996-99) 1,002
7. Tara Hooser (2003-06) 979
8. Heather Black (1991-94) 977
9. Kim Coffey (1994-95) 918
10. Courtney Windham (2011-13) 890



AMY HENARD
#12 | S | 5-11 | Jr.

2,499
CAREER ASSISTS
5TH ALL-TIME

1. Kristin Sheppard (2001-03) 4,394
2. Michelle Dressel (1992-95) 3,889
3. Kayla Saey (2008-11) 3,754
4. Daniella Grimaldo (1997-00) 3,256
5. **Amy Henard (2013-pres.)** 2,499
6. Ashley Bass (2004-06) 1,929
7. Heather Maddox (2006-07) 1,928
8. Wendy Rinks (1986-89) 1,601
9. Heidi Johnson (2003-05) 1,541
10. Lisa Schmitz (1985-87) 1,114

Pali's Progress

In only two seasons, head coach Andrew Palileo has established himself as one of the most effective coaches in North Texas history.

Winningest NT Head Coaches

Coach	Wins	%
Ken Murczek (2010-12)	63	60.0
Andrew Palileo (2013-pres.)	42	59.2
Dolores Copeland (1976-78)	59	53.6

Most Wins In First Two Seasons As Head Coach

Coach	Seasons	Record
Dolores Copeland	1976, 1977	44-30-1
Andrew Palileo	2013, 2014	39-25
Ken Murczek	2010, 2011	37-30

Coaching Changes in 2015

Head Coach Andrew Palileo is joined by two new faces on the coaching staff. Vinh Nguyen was named associate head coach in July after volunteering with the the team for part of the 2014 season. He brings 20+ years of volleyball experience from the West Coast. Also joining the staff is assistant coach Rachel Todorovich, a former player for Palileo during her freshman and sophomore seasons at Washington State.

North Texas Picked Fourth In C-USA

NT was picked to finish fourth in Conference USA for the third consecutive year, according to the 13-team poll of league coaches.

The Mean Green is picked to end the year behind WKU, UTSA and Rice, while a fifth-ranked Florida Atlantic rounds out the top five.

Dillard's March For Marginas

Through three seasons, Carnae Dillard has separated herself as one of the best players in North Texas volleyball history. But there's still one Mean Green player that even Dillard has yet to catch in terms of career accomplishments.

Corina Marginas, an outside hitter from 2000 to 2003, is volleyball's only current representative in the North Texas Hall of Fame. In her career, Marginas earned first-team all-conference honors each season, was the 2003 Sun Belt Conference Player of the Year and still holds the all-time records for kills and attacks.

So where does Dillard come in? Entering her final year in a Mean Green jersey, the senior has seemingly matched Marginas in every category, including consecutive first-team all-conference selections and a conference POY nod. But there's still one accolade that Dillard hopes to pick up in her senior year to join Marginas as the best to ever play for North Texas - a spot on the AVCA All-American team.

Continuing Academic Excellence

The Mean Green takes care of business on the court and in the classroom. Last season marked the fifth-consecutive year that the squad earned the AVCA Team Academic Award, given annually to volleyball teams that maintain at least a 3.30 team grade-point average for the academic year. The Mean Green combined for a 3.63 GPA in 2014-15.

NORTH TEXAS WHEN...

Home	0-0
Away	1-2
Neutral	2-2
Leading after one (1) set	2-1
Trailing after one (1) set	1-3
Leading after two (2) sets	1-1
Trailing after two (2) sets	0-3
Tied after two (2) sets	2-0
Leading after three (3) sets	2-1
Trailing after three (3) sets	1-1
Three-set match	0-3
Four-set match	0-0
Five-set match	3-1
More attacks	1-3
Fewer/same attacks	2-1
More kills	2-1
Fewer/same kills	1-3
Higher hitting %	1-0
Lower/same hitting &	2-4
More digs	1-2
Fewer/same digs	2-2
More assists	2-0
Fewer/same assists	1-4
More blocks	1-1
Fewer/same blocks	2-3
More service aces	2-1
Fewer/same service aces	1-3
More service errors	1-0
Fewer/same service errors	2-4
Hitting below .100	0-0
Hitting .100-.199	1-3
Hitting .200-.249	2-0
Hitting .250-.299	0-1
Hitting .300-.399	0-0
Hitting .400-.499	0-0
30 or less kills	0-0
31-35 kills	0-0
36-40 kills	0-2
41-45 kills	0-1
46-50 kills	1-0
51-55 kills	0-0
56-60 kills	1-0
61-65 kills	1-1
66-70 kills	0-0
71-79 kills	0-0
80-89 kills	0-0
Longest winning streak	2
Longest losing streak	3
Active streak	Lost 1
Last 10	3-4

SUPERLATIVES

Double-figure kills	
Carnae Dillard	7
Holly Milam	2
Hannah Shaw	1
20 or more kills	
Carnae Dillard	4
Double-figure digs	
McKenzie Christopher	3
Carnae Dillard	5
Amy Henard	3
Alex Janak	1
Hannah Shaw	1
McKenna Thornlow	1
20 or more digs	
McKenzie Christopher	1
30 or more digs	
20 or more assists	
Amy Henard	6
30 or more assists	
Amy Henard	5
50 or more assists	
3 or more service aces	
Amy Henard	1
Holly Milam	1
Double-double	
Carnae Dillard	5
Amy Henard	3
Triple-double	

RECORDS WATCH

Digs (Career)	
1. Jessica Hulsebosch (2004-07)	2,212
2. Sarah Willey (2008-11)	1,786
3. Corina Marginas (2000-03)	1,282
4. Katy Prokof (2004-07)	1,149
5. Carnae Dillard (2012-pres.)	1,103
6. Shelby Tamura (2012-13)	1,062
7. Kristin Sheppard (2001-03)	969
8. Eboni Godfrey (2011-14)	935
9. Jessica Brown (1996-99)	874
10. Michelle Dressel (1992-95)	849
Attacks (Career)	
1. Corina Marginas (2000-03)	4,920
2. Carnae Dillard (2012-pres.)	4,705
3. Katy Prokof (2004-07)	4,379
4. Amy Huddleston (2007-10)	3,537
5. Brittney Gregory (2002-06)	3,323
6. Tara Hooser (2003-06)	2,962
7. Jessica Brown (1996-99)	2,767
8. Heather Black (1991-94)	2,682
9. Dee Dee Carlock (1990-93)	2,501
10. Kim Coffey (1994-95)	2,467

2015 PLAYER ACCOLADES

Carnaë Dillard

- C-USA Preseason Player of the Year
- Tiger Invitational All-Tournament Team
- Oklahoma Nike Invitational All-Tournament Team
- Made 100th career start vs. Winthrop

Amy Henard

- Oklahoma Nike Invitational All-Tournament Team

AVCA TOP-25 POLL

Week 1

School	Points	Record
1. Penn State (54)	1565	3-0
2. Stanford (8)	1520	2-0
3. Texas (1)	1448	3-0
T-4. Florida	1366	2-0
T-4. Nebraska (1)	1366	3-0
6. Illinois	1250	3-0
7. Washington	1172	3-0
8. Southern California	987	3-0
9. Colorado State	966	3-0
10. Kentucky	895	3-0
11. Oregon	885	3-0
12. BYU	854	2-1
13. Wisconsin	834	2-1
14. Florida State	743	2-1
15. Arizona State	730	3-0
16. Arizona	658	3-0
17. Hawai'i	648	3-0
18. North Carolina	609	1-2
19. Michigan State	349	2-1
20. Western Kentucky	341	3-0
21. Colorado	334	2-1
22. Ohio State	242	2-1
23. San Diego	202	2-1
24. Purdue	171	3-0
25. UCLA	88	1-1

RV: Long Beach State 79; Texas A&M 69; Marquette 64; Iowa State 59; Kansas 59; Duke 49; Michigan 42; Utah 30; Miami (FL) 22; Loyola Marymount 20; Lipscomb 18; Wyoming 13; Wichita State 12; **Oklahoma 11**; Oregon State 4

STARTING LINEUPS & RESULTS

Winthrop	W 3-2	Henard	Dillard	Shaw	Wright	Chamberlain	Milam	Thornlow
NDSU	L 3-2	Henard	Dillard	Shaw	Wright	Chamberlain	Milam	Thornlow
Missouri	L 3-0	Henard	Dillard	Shaw	Wright	Chamberlain	Milam	Thornlow
UTA	L 3-0	Henard	Dillard	Shaw	Janak	Myers	Milam	Christopher
Central Ark.	W 3-2	Henard	Dillard	Abii	Wright	Myers	Williams	Christopher
Oklahoma	W 3-2	Henard	Dillard	Abii	Milam	Wright	Chamberlain	Christopher
Little Rock	L 3-0	Henard	Dillard	Shaw	Milam	Wright	Chamberlain	Christopher
UAB								
Boise State								
ACU								
Houston								
SFA								
HBU								
Oral Roberts								
Tulsa								
Baylor								
UTEP								
UTSA								
Rice								
LA Tech								
Marshall								
LA Tech								
WKU								
Rice								
Charlotte								
UTEP								
Southern Miss								
FAU								
FIU								
MTSU								
UTSA								

NCAA LEADERS

The season's first stats rankings will be available on Monday, Sept. 14, at 12 p.m. CT.

TEAM

Kills

Category	Opponent	Date/Year	Total
Match	Hardin Simmons	11/84	97
Season	---	2003	2,162
NTVBC	last vs. Missouri	8/30/14	75

Attacks

Match	Hardin Simmons	11/84	288
Season	---	2003	5,482
NTVBC	ULM	10/14/11	200

Attack %

Match	Texas Southern	8/11	.527
Season	---	1995	.245
NTVBC	FIU	10/5/07	.402

Assists

Match	last vs. South Alabama	10/01	81
Season	---	2003	1,934
NTVBC	ULM	10/14/11	72

INDIVIDUAL

Kills

Category	Name	Opponent	Date/Year	Total
Match	Corina Marginas	last vs. ULL	9/03	38
Season	Corina Marginas	---	2003	651
Career	Corina Marginas	---	2000-03	2,211
NTVBC	Carnaë Dillard	Northwestern	8/29/14	30

Attacks

Match	Kim Coffey	Southwest Texas	10/95	89
Season	Carnaë Dillard	---	2012	1,513
Career	Corina Marginas	---	2000-03	4,920
NTVBC	Carnaë Dillard	Missouri	8/30/14	65

Attack %

Match	Michelle Dressel	Oral Roberts	9/94	.917
Season	Carly Collins	---	1994	.374
Career	Karissa Flack	---	2012-13	.330
NTVBC	Roxana Casvean	ULM	11/6/09	.652

Assists

Match	Kim Brunette	New Mexico St.	11/96	74
Season	Kristin Sheppard	---	2003	1,601
Career	Kristin Sheppard	---	2001-03	4,394
NTVBC	Kayla Saey	ULM	10/14/11	66

Digs

Match	Jessica Hulsebosch	W. Illinois	9/06	42
Season	Jessica Hulsebosch	---	2006	675
Career	Jessica Hulsebosch	---	2004-07	2,212
NTVBC	Jessica Hulsebosch	New Orleans	11/4/07	27

Digs

Category	Opponent	Date/Year	Total
Match	Wichita State	9/89	148
Season	---	2003	2,264
NTVBC	ULM	10/14/11	77

Aces

Match	Little Rock	10/07	19
Season	---	1983	268
NTVBC	ULL	11/2/07	15

Blocks

Match	Northeast Louisiana	10/87	47
Season	---	1988	454.0
NTVBC	MTSU	10/1/06	17

Note: NTVBC stands for North Texas Volleyball Center. All records shown in this category are North Texas single match highs. For full stats, please visit MeanGreenSports.com.

Service Aces

Category	Name	Opponent	Date/Year	Total
Match	Brooke Engel	Little Rock	10/07	12
Season	Brooke Engel	---	2006	123
Career	Brooke Engel	---	2004-07	237
NTVBC	Brooke Engel	last vs. Ark. St.	9/23/07	7

Blocks (Solo)

Match	Kim Martin	last vs. UTEP	10/88	10
Season	Kim Martin	---	1988	113
Career	Kim Martin	---	1987-89	193
NTVBC	Catherine Coffey	last vs. MTSU	10/1/06	5

Blocks (Assisted)

Match	Courtney Windham	Marshall	11/13	12
Season	Courtney Windham	---	2012	132
Career	Rachel Troell	---	1994-97	317
NTVBC	Two times	last vs. Denver	10/26/09	7

Blocks (Total)

Match	Kim Martin	UTEP	11/84	20
Season	Kim Martin	---	1988	229
Career	Kim Martin	---	1987-89	428
NTVBC	Catherine Coffey	MTSU	10/1/06	12

Note: Bold denotes players currently on North Texas roster.

HEAD COACH ANDREW PALILEO



Age: 48

Hometown: Honolulu, Hawaii

Wife: Wendy

Children: Ashton, Austin, AJ and Alyvia

Alma Mater: Crown College, '91 (BA, Missiology)

Crown College, '95 (BA, Social Science/Secondary Education)

Bethel University, '00 (MA, Educational Leadership)

Coaching Experience

- 2013-pres:** North Texas, Head Coach
Record: 42-29 (59.2 %)
- 2011-12:** Ohio State, Assistant Coach
- 2008-10:** Washington St., Head Coach
Record: 34-54 (38.6 %)
- 2002-08:** Club SoDa 18s, Head Coach
- 2001-07:** S. Dakota St., Head Coach
Record: 154-86 (64.2 %)
- 1997-2000:** Bethel University, Head Coach
Record: 85-55 (60.7 %)
- 1993-97:** Crosstown Junior Olympics, Director
- 1986-90:** Edina HS, JV Head Coach

Head coach Andrew Palileo (paw-leh-lay-oh) continues to develop what has been a young and exciting North Texas volleyball team.

In his second year at the helm, Palileo guided the Mean Green to one of the best seasons in school history. Led by eventual Conference USA Player of the Year Carnae Dillard, Palileo & Co. racked up a 21-9 record entering the postseason, the second-best regular season win total in North Texas history. With momentum on its side and riding a program-best 10-match win streak, North Texas would make it to the C-USA semifinal round before falling to eventual conference champion WKU. The team's individual talent was recognized as Dillard took all-conference first team honors, senior Hanna Forst was named to the second team, and Amanda Chamberlain was placed on the conference's all-freshman squad.

In his first year at North Texas, Palileo led the Mean Green through its initial year in C-USA and accumulated a 17-15 record that came within a few points of the conference's semi-final round. Two players, sophomore Carnae Dillard and senior Karissa Flack, were named to the C-USA all-conference team while setter Amy Henard was an all-freshmen selection..

Palileo arrived in Denton from Ohio State where he was an assistant coach for two years bringing an extensive resume of experience at the Big-10 and Pac-12 levels to the Mean Green. His most recent head coaching position was at Washington State from 2008-2010. While in Pullman, Wash., Palileo took the Cougars to the NCAA tournament in 2009, their first trip in seven years. He also received the Pac-12 Coach of the Year award that same season.

Before heading to Washington State, Palileo was head coach for seven years at South Dakota State where he gathered 154 wins and 86 losses. He was named the 2007 Summit League Coach of the Year, when the South Dakota State Jacks were the Summit League regular season and tournament champions and made the first trip in school history to

the NCAA Championship Tournament that fall. Palileo's crew broke or tied 23 team or individual records during 2007.

Prior to South Dakota State, Palileo was the head volleyball coach at Bethel University (St. Paul, Minn.), where he had an 85-53 record in four seasons, the best four-year mark in school history. While at Bethel, he produced eight first-team All-Conference players, a first-team All-American and two academic All-Americans.

Palileo also coached the Club SoDa 18s volleyball team in Brookings, S.D., from 2002-2008, and was the Heartland Adidas Select Volleyball Program 18s head coach for five years in Minneapolis, Minn. He served as the director of the Crosstown Junior Olympics at Edina High (Minn.) from 1993-97, and he was the JV coach at Waconia (Minn.) High from 1986-90. A highly-regarded clinician, Palileo has also been the head coach of the Midwest Volleyball Instructor Elite Camps since 1997.

A graduate of Crown College (St. Bonifacius, Minn.), Palileo received his bachelor of arts degree in missiology in 1991 and a bachelor of arts degree in social science/secondary education in 1995. He went on to earn a master's degree in educational leadership from Bethel University (St. Paul, Minn.) in 2000.

Palileo and his wife, Wendy, have three sons, Ashton, Austin and A.J., and one daughter, Alyvia.

PALILEO'S RECORD VS. 2015 OPPONENTS

Winthrop	1-0	Tulsa	0-2
North Dakota State	11-10	Baylor	0-1
Missouri	1-2	UTEP	4-0
UTA	1-1	UTSA	1-2
Central Arkansas	1-0	Rice	2-1
Oklahoma	1-1	Louisiana Tech	3-0
Little Rock	0-1	Marshall	1-2
UAB	1-1	Western Kentucky	0-2
Boise State	1-1	Charlotte	1-1
Abilene Christian	2-0	Southern Miss	2-1
Houston	1-0	Florida Atlantic	2-1
SFA	2-1	FIU	1-1
Houston Baptist	0-0	Middle Tennessee	2-0
Oral Roberts	1-1		

CUMULATIVE STATS

Overall record: 3-4 Conf: 0-0 Home: 0-0 Away: 1-2 Neutral: 2-2

##	Player	sp	Attack					Set		Serve			Dig			Blocking					points	
			k	k/s	e	ta	pct	a	a/s	sa	se	sa/s	re	dig	dig/s	bs	ba	total	blk/s	be		bhe
1	YORK, Karley	17	2	0.12	0	5	.400	41	2.41	0	3	0.00	0	21	1.24	0	0	0	0.00	1	0	-
2	BRAMER, Meredith	17	0	0.00	0	0	.000	3	0.18	4	1	0.24	2	16	0.94	0	0	0	0.00	0	1	-
4	THORNLOW, McKenna	23	0	0.00	0	0	.000	10	0.43	4	4	0.17	3	37	1.61	0	0	0	0.00	0	1	-
5	DILLARD, Carnae	29	149	5.14	58	410	.222	11	0.38	2	10	0.07	4	72	2.48	3	7	10	0.34	3	3	-
6	CHRISTOPHER, McKe	20	0	0.00	0	0	.000	7	0.35	2	5	0.10	3	55	2.75	0	0	0	0.00	0	0	-
7	HASKINS, Taylor	1	0	0.00	0	3	.000	0	0.00	0	0	0.00	0	0	0.00	0	0	0	0.00	2	0	-
8	ABII, Chelsea	12	9	0.75	12	36	-.083	1	0.08	0	0	0.00	5	4	0.33	1	3	4	0.33	1	0	-
9	SHAW, Hannah	23	39	1.70	21	129	.140	0	0.00	1	2	0.04	5	31	1.35	2	5	7	0.30	0	0	-
10	MILAM, Holly	29	54	1.86	20	125	.272	1	0.03	7	5	0.24	2	23	0.79	2	13	15	0.52	0	0	-
11	WRIGHT, Alexis	29	39	1.34	26	107	.121	2	0.07	0	0	0.00	0	15	0.52	2	5	7	0.24	1	0	-
12	HENARD, Amy	28	14	0.50	6	32	.250	247	8.82	9	15	0.32	0	58	2.07	1	8	9	0.32	0	5	-
13	CHAMBERLAIN, Aman	27	36	1.33	10	78	.333	1	0.04	0	0	0.00	0	2	0.07	6	12	18	0.67	1	0	-
14	PALILEO, Alyvia	1	0	0.00	0	0	.000	0	0.00	0	0	0.00	0	0	0.00	0	0	0	0.00	0	0	-
15	MYERS, Mikali	7	7	1.00	2	14	.357	0	0.00	0	2	0.00	0	4	0.57	1	2	3	0.43	0	0	-
16	WILLIAMS, Jordyn	4	3	0.75	1	7	.286	0	0.00	0	0	0.00	0	0	0.00	0	0	0	0.00	0	0	-
18	JANAK, Alex	16	4	0.25	2	8	.250	9	0.56	2	5	0.12	2	34	2.12	0	1	1	0.06	0	1	-
NORTH TEXAS		29	356	12.28	158	954	.208	333	11.48	31	52	1.07	30	372	12.83	18	56	46.0	1.59	9	11	-
Opponents		29	382	13.17	122	930	.280	356	12.28	30	60	1.03	31	366	12.62	16	94	63.0	2.17	2	11	-

Team Statistics	NT	OPP
ATTACK		
Kills	356	382
Errors	158	122
Total Attacks	954	930
Attack Pct	.208	.280
Kills/Set	12.3	13.2
SET		
Assists	333	356
Attempts	959	931
Assist Pct	.347	.382
Assists/Set	11.5	12.3
SERVE		
Aces	31	30
Errors	52	60
Attempts	599	645
Serve Pct	.913	.907
Aces/Set	1.1	1.0
SERVE RECEPTIONS		
Errors	30	31
Errors/Set	1.0	1.1
Attempts	583	544
Reception Pct	.949	.943
DEFENSE		
Digs	372	366
Digs/Set	12.8	12.6
BLOCKING		
Block Solo	18	16
Block Assist	56	94
Total Blocks	46.0	63.0
Blocks/Set	1.6	2.2
Block Errors	9	2
Ball handling errors	11	11
ATTENDANCE		
Total	0	5186
Dates/Avg Per Date	0/0	3/1729
Neutral site #/Avg	4/30	
Current win streak	0	-
Home win streak	0	-

Date	Opponent	Score	Score by set	Att.
Aug 28	vs Winthrop	w 3-2	25-19,25-23,19-25,23-25,15-12	64
Aug 29	vs North Dakota St.	L 2-3	25-22,25-23,22-25,18-25,13-15	55
Aug 29	at Missouri	L 0-3	21-25,15-25,17-25	3482
Sep 02	at UT Arlington	L 0-3	21-25,16-25,24-26	867
Sep 04	vs Central Arkansas	w 3-2	25-23,18-25,22-25,25-22,15-4	0
Sep 04	at Oklahoma	w 3-2	15-25,25-22,25-23,21-25,15-13	837
Sep 05	vs Little Rock	L 0-3	23-25,19-25,23-25	0

Record in 3-set matches:0-3 • Record in 4-set matches:0-0 • Record in 5-set matches:3-1

COMPARISON MATCH-BY-MATCH


Date	Opponent	Score	Kills	Errors	TA	Hit%	Assists	SA	SE	RE	Digs	Blocks	BS	BA	BE	BHE
Aug 28, 2015	vs Winthrop	3-2	63 / 61	25 / 16	153 / 132	.248 / .341	59 / 55	12 / 3	11 / 8	3 / 12	49 / 51	4.0 / 7.0	2 / 3	4 / 8	5 / 2	2 / 5
Aug 29, 2015	vs North Dakota St.	2-3	63 / 60	25 / 14	145 / 135	.262 / .341	54 / 55	5 / 4	10 / 10	4 / 5	53 / 45	4.0 / 8.0	3 / 1	2 / 14	0 / 0	5 / 5
Aug 29, 2015	at Missouri	0-3	40 / 43	21 / 6	98 / 90	.194 / .411	39 / 41	4 / 6	1 / 2	6 / 4	31 / 32	2.0 / 8.0	0 / 2	4 / 12	0 / 0	3 / 1
Sep 02, 2015	at UT Arlington	0-3	40 / 48	22 / 14	130 / 120	.138 / .283	37 / 44	1 / 1	4 / 6	1 / 1	51 / 57	4.0 / 10.5	1 / 1	6 / 19	4 / 0	0 / 0
Sep 04, 2015	vs Central Arkansas	3-2	60 / 58	25 / 24	157 / 164	.223 / .207	57 / 56	3 / 5	8 / 15	5 / 3	72 / 61	8.5 / 12.0	3 / 2	11 / 20	0 / 0	0 / 0
Sep 04, 2015	at Oklahoma	3-2	49 / 68	21 / 29	145 / 161	.193 / .242	47 / 62	5 / 3	14 / 15	3 / 5	57 / 63	13.0 / 10.5	6 / 3	14 / 15	0 / 0	1 / 0
Sep 05, 2015	vs Little Rock	0-3	41 / 44	19 / 19	126 / 128	.175 / .195	40 / 43	1 / 8	4 / 4	8 / 1	59 / 57	10.5 / 7.0	3 / 4	15 / 6	0 / 0	0 / 0

Note: Match totals are displayed in the format TEAM/OPPONENT for each category

MEDIA ROSTER



1
Karley York
 5-9 • Freshman • S
 San Antonio, TX



2
Meredith Brammer
 5-9 • Sophomore • DS
 Prosper, TX



4
McKenna Thornlow
 5-9 • Sophomore • DS
 Colorado Springs, CO




5
Carnae Dillard
 5-8 • Senior • OH
 San Antonio, TX



6
McKenzie Christopher
 5-5 • Freshman • DS
 Denton, TX



7
Taylor Haskins
 6-0 • RS-Freshman • OH
 Kennesaw, GA



8
Chelsea Abii
 5-10 • Sophomore • OH
 Dallas, TX



9
Hannah Shaw
 6-0 • Freshman • OH
 Joshua, TX




10
Holly Milam
 6-1 • Sophomore • MB
 Burleson, TX



11
Alexis Wright
 6-0 • Sophomore • RS
 Arlington, TX



12
Amy Henard
 5-11 • Junior • S
 Weatherford, TX



13
Amanda Chamberlain
 6-3 • Sophomore • MB
 Lake Wood, CA



14
Alyvia Palileo
 5-7 • Freshman • S/DS
 Denton, TX




15
Mikali Myers
 6-2 • Sophomore • MB
 San Marcos, TX



16
Jordyn Williams
 6-1 • Freshman • MB
 San Antonio, TX



18
Alex Janak
 5-9 • Freshman • S
 Grapevine, TX



HC
Andrew Palileo
 Head Coach
 3rd Season



AHC
Vinh Nguyen
 Associate Head Coach
 1st Season



AC
Rachel Todorovich
 Assistant Coach
 1st Season