



NORTH TEXAS MEAN GREEN VOLLEYBALL

Media Contact: T.C. Greene • Thomas.Greene@unt.edu • o: 940-565-3671 • c: 903-288-2504
 Twitter: @MeanGreenVB | Facebook: /MeanGreenVB | Instagram: @MeanGreenVB | www.MeanGreenSports.com

SCHEDULE

Overall:	0-0	Home:	0-0
C-USA:	0-0	Away:	0-0
Non-Conf:	0-0	Neutral:	0-0

Aug. 28	(1) vs. Winthrop	3:00 p.m.
Aug. 29	(1) vs. NDSU	10:00 a.m.
	(1) at Missouri	6:30 p.m.
Sept. 2	at UTA	7:00 p.m.
Sept. 4	(2) vs. Central Arkansas	11:00 a.m.
	(2) at Oklahoma	7:00 p.m.
Sept. 5	(2) vs. Little Rock	10:00 a.m.
Sept. 7	UAB*	1:00 p.m.
Sept. 11	(3) BOISE STATE	7:00 p.m.
Sept. 12	(3) ACU	11:00 a.m.
	(3) HOUSTON	7:00 p.m.
Sept. 16	SFA	6:30 p.m.
Sept. 18	(4) vs. Houston Baptist	6:00 p.m.
Sept. 19	(4) vs. Oral Roberts	1:00 p.m.
	(4) at Tulsa	7:00 p.m.
Sept. 22	BAYLOR	7:00 p.m.
Sept. 25	at UTEP*	6:00 p.m.
Sept. 27	at UTSA*	1:00 p.m.
Oct. 2	RICE*	7:00 p.m.
Oct. 9	at LA Tech*	7:00 p.m.
Oct. 11	at Marshall*	Noon
Oct. 16	LA TECH*	7:00 p.m.
Oct. 18	WKU*	12:00 p.m.
Oct. 21	at Rice*	6:00 p.m.
Oct. 25	at Charlotte*	1:00 p.m.
Oct. 29	UTEP*	5:00 p.m.
Oct. 30	SOUTHERN MISS*	7:00 p.m.
Nov. 6	at FAU*	7:00 p.m.
Nov. 8	at FIU*	1:00 p.m.
Nov. 12	MIDDLE TENNESSEE*	6:00 p.m.
Nov. 14	UTSA*	1:00 p.m.
Nov. 19-21	(5) C-USA Tournament	
Dec. 3-5	(6) NCAA First & Second Rounds	
Dec. 11-12	(7) NCAA Regionals	
Dec. 17-19	(8) NCAA Final Four	

* - C-USA Match; Home matches in **BOLD**; (1) Tiger Invitational (Columbia, MO); (2) NIKE Invitational (Norman, OK); (3) North Texas Invitational; (4) Tulsa Volleyball Invitational (Tulsa, OK); (5) Conference USA Championships (San Antonio, TX); (6) NCAA First and Second Round (Campus Sites are TBD); (7) NCAA Regionals (Lexington, KY; Austin, TX; San Diego, CA; Des Moines, IA); (8) NCAA National Semifinals and National Championship (Omaha, NE).

WEEK #1 | 2015 TIGER INVITATIONAL



vs. WINTHROP EAGLES (0-0)

Aug. 28, 2015 | 3:00 p.m. CT

Live stats: StatBroadcast

Video: None



vs. NORTH DAKOTA STATE BISON (0-0)

Aug. 29, 2015 | 10:00 a.m. CT

Live stats: StatBroadcast

Video: None



at MISSOURI TIGERS (0-0)

Aug. 29, 2015 | 6:30 p.m. CT

Live stats: StatBroadcast

Video: SEC Network+ / WatchESPN.com

Beau Baehman (PBP), Alexis Steinbach (Analyst)

ROSTER

RETURNING LETTERWINNERS

NO.	NAME	POS.	HT.	YR.	HOMETOWN (LAST SCHOOL)
2	Meredith Bramer	DS	5-9	So.	Prosper, TX (Prosper HS)
4	McKenna Thornlow	DS	5-9	So.	Colorado Springs, CO (Rampart HS)
5	Carnae Dillard	OH	5-8	Sr.	San Antonio, TX (Johnson HS)
8	Chelsea Abii	OH	5-10	So.	Dallas, TX (The Oakridge HS)
10	Holly Milam	MB	6-1	So.	Burleson, TX (Burleson HS)
11	Alexis Wright	RS	6-0	So.	Arlington, TX (Martin HS)
12	Amy Henard	S	5-11	Jr.	Weatherford, TX (Brock HS)
13	Amanda Chamberlain	MB	6-3	So.	Lake Wood, CA (Valley Christian HS)
15	Mikali Myers	MB	6-2	So.	San Marcos, TX (San Marcos HS)

NEWCOMERS

1	Karley York	S	5-9	Fr.	San Antonio, TX (Churchill HS)
6	McKenzie Christopher	DS	5-5	Fr.	Denton, TX (Guyer HS)
7	Taylor Haskins	OH	6-0	R-Fr.	Kennesaw, GA (Texas Tech)
9	Hannah Shaw	OH	6-0	Fr.	Joshua, TX (Homeschool)
14	Alyvia Palileo	S/DS	5-7	Fr.	Denton, TX (Guyer HS)
16	Jordyn Williams	MB	6-1	Fr.	San Antonio, TX (O'Connor HS)
18	Alex Janak	S	5-9	Fr.	Grapevine, TX (Colleyville Heritage HS)

STAFF

Head Coach: Andrew Palileo (Third year)	Athletic Trainer: Amanda Phillips
Assoc. Head Coach: Vinh Nguyen (First year)	Sports Psychology Conslt: Jenna Tomalski
Asst. Coach: Rachel Todorovich (First year)	Strength & Conditioning: Chris Seroka

PRONUNCIATION GUIDE

Chelsea Abii	uh-BEE	Meredith Bramer	BRAM-err
Alex Janak	JUH-nuhk	Holly Milam	MY-lum
Mikali Myers	muh-KAY-lee	Alyvia Palileo	paw-leh-LAY-oh
Vinh Nguyen	ven WIN	Rachel Todorovich	toe-DOR-o-vitch

MEDIA INFORMATION

Eric Capper
 Assoc. AD/Media Relations
 o: 940-565-2476

T.C. Greene (VB Contact)
 Media Relations Assistant
 o: 940-565-3671
 c: 903-288-2504

Media Policies

Media interviews conducted with North Texas volleyball players, coaches or supporting staff will take place in conjunction with practices and matches. To arrange an interview, please contact T.C. Greene of the North Texas Sports Information office. North Texas Athletics supports the privacy of its student-athletes, and it will not give out any contact information.

Practice Interviews

Weekday practices are closed to the media without prior authorization, and all interviews will take place before or after practice. Please contact T.C. Greene at least 24 hours in advance to arrange practice interviews.

Home Postgame Interviews

All game-day interviews will take place following the day's final match and after a brief cooling off period. Game-day practices and the locker rooms are closed to the media. Please contact T.C. Greene for a seat on press row.

Road Match Interviews

Interview requests for away matches must be made to T.C. Greene prior to the road trip and will be conducted via cellphone at the convenience of the head coach.

QUICK FACTS

Location: Denton, TX
 Founded: 1890
 Enrollment: 36,168
 Nickname: Mean Green
 Colors: Green and White
 Venue: North Texas Volleyball Center (600)
 Conference: Conference USA
 Program All-Time Record: 505-744-2
 Head Coach: Andrew Palileo
 Record at North Texas: 39-25 (60.9 percent)
 Overall Record: 312-220 (17th season)
 Associate Head Coach: Vinh Nguyen
 Assistant Coach: Rachel Todorovich

MEAN GREEN SPOTLIGHT



#5 CARNAE DILLARD

Senior | OH | 5-8 | San Antonio, TX

North Texas' lone senior will make her 100th start on Friday, and she enters the 2015 campaign with the opportunity to go down as one of the best women to suit up for the Mean Green. Dillard, the reigning C-USA Player of the Year, is a three-time first-team all-conference selection and enters the season ranked second in NT history in kills (1,640), third in attacks (4,295) and sixth in digs (1,031).

INSIDE THE MATCHUPS

WINTHROP EAGLES

All-Time Series: Winthrop leads 1-0

Last Meeting: Winthrop won 3-1 on 9/17/05

Palileo Era: First meeting

Palileo's Career: 0-0

North Texas kicks off the season with its second-ever matchup against Winthrop. The two teams first met at the Charlotte Invitational in 2005. Winthrop is led by senior Rachel Lenz, a middle blocker who is coming off a First-Team All-Big South selection in 2014. Last season, her 157 blocks were just two shy of the conference's single season record.

NORTH DAKOTA STATE BISON

All-Time Series: First meeting

Last Meeting: N/A

Palileo Era: First meeting

Palileo's Career: 11-9

The North Texas volleyball team may have never faced off against the bison of North Dakota State, but head coach Andrew Palileo is more than familiar with the team after having faced them a combined 20 times throughout his career. The bison return all six starters, plus its libero, and is coming off a season in which it advanced to the Summit League Tournament semifinals. All-Summit League players Jenni Fassbender (OH) and Emily Miron (MB) will be the opposing players to watch in Saturday's contest.

MISSOURI TIGERS

All-Time Series: Mizzou leads 4-0

Last Meeting: Mizzou won 3-2 on 8/30/14

Palileo Era: Mizzou leads 1-0

Palileo's Career: 1-1

Missouri followed up a 35-1 campaign in 2013 with a pedestrian 16-17 record last season, but the Tigers are not a team to take lightly. Missouri brings back 8 letterwinners from last season, including 4 starters. That group is led by junior outside hitter Carly Kan, who earned consecutive AVCA Honorable Mention All-American honors over the last two seasons. Kan tallied 19 double-doubles last season to lead the SEC.

2015 CONFERENCE USA STANDINGS

Team	Conf.	Overall	Home	Away	Neut	Last 10	Streak
WKU	0-0	0-0	0-0	0-0	0-0	--	--
UTSA	0-0	0-0	0-0	0-0	0-0	--	--
Rice	0-0	0-0	0-0	0-0	0-0	--	--
North Texas	0-0	0-0	0-0	0-0	0-0	--	--
Florida Atlantic	0-0	0-0	0-0	0-0	0-0	--	--
Southern Miss	0-0	0-0	0-0	0-0	0-0	--	--
Marshall	0-0	0-0	0-0	0-0	0-0	--	--
Middle Tennessee	0-0	0-0	0-0	0-0	0-0	--	--
FIU	0-0	0-0	0-0	0-0	0-0	--	--
Charlotte	0-0	0-0	0-0	0-0	0-0	--	--
UTEP	0-0	0-0	0-0	0-0	0-0	--	--
UAB	0-0	0-0	0-0	0-0	0-0	--	--
LA Tech	0-0	0-0	0-0	0-0	0-0	--	--

40 Years of North Texas Volleyball

The 2015 campaign will mark the 40th season of volleyball for the Mean Green. Over the course of its first 39 seasons, North Texas has put together a 505-744-2 overall record, including seven seasons of 20 wins or more.

Dillard Named Preseason C-USA POY

Senior Carnae Dillard was named the 2015 Conference USA Preseason Player of the Year in a poll of the league's coaches in July.

Dillard's selection comes as she looks to defend the conference's top individual honor from a season ago. In 2014, Dillard led C-USA in kills (615) and points (672.5).

Last Five Season-Openers

Season	Opponent	Result
2014	Northwestern	W, 3-2
2013	LMU	L, 3-0
2012	Prairie View A&M	W, 3-0
2011	Lamar	W, 3-1
2010	Southeastern Louisiana	W, 3-0

Fountain of Youth

With only two upperclassmen, this year's North Texas squad is one of the youngest teams in C-USA. Seven newcomers - made up of six freshmen and a transfer from Texas Tech - join nine letterwinners from a year ago.

Despite the young roster, North Texas brings back 75 percent of its scoring and 76 percent of its kills from 2014.

Last Woman Standing

Senior Carnae Dillard is the only remaining player or coach from her freshman season in 2012. Since that time, head coach Andrew Palileo & Co. made their way to Denton, and the freshmen that accompanied Dillard during her first year are no longer on the roster.

Facing Stiff Competition

During the 2015 campaign, North Texas will take on three teams that are currently receiving votes in the AVCA Top 25 Poll: Oklahoma (Sept. 4), Little Rock (Sept. 5) and defending C-USA champion WKU (Oct. 18).

North Texas Picked Fourth In C-USA

NT was picked to finish fourth in Conference USA for the third consecutive year, according to the 13-team poll of league coaches.

The Mean Green is picked to end the year behind WKU, UTSA and Rice, while a fifth-ranked Florida Atlantic rounds out the top five.

Climb of the Captains

Team captains Amy Henard and Carnae Dillard are the undoubted leaders for the Mean Green, both on and off the court. That much is clear when taking a look at the North Texas record book. As we enter the 2015 campaign, each of the upperclassmen continue to climb the ranks in their respective statistical categories.



CARNAE DILLARD
#5 | OH | 5-9 | Sr.

1,640
CAREER KILLS
2ND ALL-TIME

1. Corina Marginas (2000-03) 2,211
2. **Carnae Dillard (2012-pres.)** 1,640
3. Katy Prokof (2004-07) 1,442
4. Brittney Gregory (2002-06) 1,425
5. Amy Huddleston (2007-10) 1,334
6. Jessica Brown (1996-99) 1,002
7. Tara Hooser (2003-06) 979
8. Heather Black (1991-94) 977
9. Kim Coffey (1994-95) 918
10. Courtney Windham (2011-13) 890



AMY HENARD
#12 | S | 5-11 | Jr.

2,252
CAREER ASSISTS
5TH ALL-TIME

1. Kristin Sheppard (2001-03) 4,394
2. Michelle Dressel (1992-95) 3,889
3. Kayla Saey (2008-11) 3,754
4. Daniella Grimaldo (1997-00) 3,256
5. **Amy Henard (2013-pres.)** 2,252
6. Ashley Bass (2004-06) 1,929
7. Heather Maddox (2006-07) 1,928
8. Wendy Rinks (1986-89) 1,601
9. Heidi Johnson (2003-05) 1,541
10. Lisa Schmitz (1985-87) 1,114

Pali's Progress

In only two seasons, head coach Andrew Palileo has established himself as one of the most effective coaches in North Texas history.

Winningest NT Head Coaches

Coach	Wins	%
Andrew Palileo (2013-pres.)	39	60.9
Ken Murczek (2010-12)	63	60.0
Dolores Copeland (1976-78)	59	53.6

Most Wins In First Two Seasons As Head Coach

Coach	Seasons	Record
Dolores Copeland	1976, 1977	44-30-1
Andrew Palileo	2013, 2014	39-25
Ken Murczek	2010, 2011	37-30

Coaching Changes in 2015

Head Coach Andrew Palileo is joined by two new faces on the coaching staff. Vinh Nguyen was named associate head coach in July after volunteering with the team for part of the 2014 season. He brings 20+ years of volleyball experience from the West Coast. Also joining the staff is assistant coach Rachel Todorovich, a former player for Palileo during her freshman and sophomore seasons at Washington State.

Home Winning Ways

The North Texas Volleyball Center has become an increasingly tough place for visiting teams to play. In fact, the Mean Green has a 23-5 record in home matches under Palileo, dropping only two games in 2013 and three games in 2014. Overall, North Texas has a 78-49 overall record from its home court.

Dillard's March For Marginas

Through three seasons, Carnae Dillard has separated herself as one of the best players in North Texas volleyball history. But there's still one Mean Green player that even Dillard has yet to catch in terms of career accomplishments.

Corina Marginas, an outside hitter from 2000 to 2003, is volleyball's only current representative in the North Texas Hall of Fame. In her career, Marginas earned first-team all-conference honors each season, was the 2003 Sun Belt Conference Player of the Year and still holds the all-time records for kills and attacks.

So where does Dillard come in? Entering her final year in a Mean Green jersey, the senior has seemingly matched Marginas in every category, including consecutive first-team all-conference selections and a conference POY nod. But there's still one accolade that Dillard hopes to pick up in her senior year to join Marginas as the best to ever play for North Texas - a spot on the AVCA All-American team.

Continuing Academic Excellence

The Mean Green takes care of business on the court and in the classroom. Last season marked the fifth-consecutive year that the squad earned the AVCA Team Academic Award, given annually to volleyball teams that maintain at least a 3.30 team grade-point average for the academic year. The Mean Green combined for a 3.63 GPA in 2014-15.

NORTH TEXAS WHEN...

Home	0-0
Away	0-0
Neutral	0-0
Leading after one (1) set	0-0
Trailing after one (1) set	0-0
Leading after two (2) sets	0-0
Trailing after two (2) sets	0-0
Tied after two (2) sets	0-0
Leading after three (3) sets	0-0
Trailing after three (3) sets	0-0
Three-set match	0-0
Four-set match	0-0
Five-set match	0-0
More attacks	0-0
Fewer/same attacks	0-0
More kills	0-0
Fewer/same kills	0-0
Higher hitting %	0-0
Lower/same hitting &	0-0
More digs	0-0
Fewer/same digs	0-0
More assists	0-0
Fewer/same assists	0-0
More blocks	0-0
Fewer/same blocks	0-0
More service aces	0-0
Fewer/same service aces	0-0
More service errors	0-0
Fewer/same service errors	0-0
Hitting below .100	0-0
Hitting .100-.199	0-0
Hitting .200-.249	0-0
Hitting .250-.299	0-0
Hitting .300-.399	0-0
Hitting .400-.499	0-0
30 or less kills	0-0
31-35 kills	0-0
36-40 kills	0-0
41-45 kills	0-0
46-50 kills	0-0
51-55 kills	0-0
56-60 kills	0-0
61-65 kills	0-0
66-70 kills	0-0
71-79 kills	0-0
80-89 kills	0-0
Longest winning streak	0
Longest losing streak	0
Active streak	--
Last 10	--

SUPERLATIVES

Double-figure kills
20 or more kills
Double-figure digs
20 or more digs
30 or more digs
20 or more assists
30 or more assists
50 or more blocks
3 or more service aces
Double-double
Triple-double

RECORDS WATCH

PLAYER ACCOLADES

Carnae Dillard

2015 - C-USA Preseason Player of the Year
 2014 - C-USA Player of the Year, First-Team All-Conf., Four-time C-USA Player of the Week, AVCA National Player of the Week (Wk. 11)
 2013 - C-USA First-Team All-Conf.
 2012 - Sun Belt Conference Freshman of the Year, SBC First-Team All-Conf., Two-Time SBC Player of the Week

Amy Henard

2014 - C-USA Setter of the Week (Wk. 11)
 2013 - C-USA All-Freshmen Team, C-USA Setter of the Week (Wk. 5)

Amanda Chamberlain

2014 - C-USA All-Freshmen Team

AVCA TOP-25 POLL

School	Points	Record
1. Penn State (54)	1538	0-0
2. Stanford (6)	1468	0-0
3. Texas (1)	1384	0-0
4. Florida	1338	0-0
T-5. Nebraska	1275	0-0
T-5. Wisconsin (1)	1275	0-0
7. North Carolina	1158	0-0
8. Illinois	1055	0-0
9. Florida State	986	0-0
10. Washington	953	0-0
11. BYU	919	0-0
12. Colorado State	754	0-0
13. Oregon	722	0-0
14. Ohio State	700	0-0
15. Kentucky	603	0-0
16. Arizona State	529	0-0
17. Arizona	498	0-0
18. Hawai'i	401	0-0
19. Michigan State	340	0-0
20. UCLA	316	0-0
21. Iowa State	273	0-0
22. Southern California	255	0-0
23. Utah	211	0-0
24. Colorado	188	0-0
25. Duke	168	0-0

RV: Long Beach State 147; Purdue 131;

Oklahoma 103; Oregon State 89; Texas A&M 84; Minnesota 78; Kansas 48; **Little Rock 33**; Alabama 24; **Western Kentucky 20**; Creighton 15; Michigan 12; San Diego 10; Wichita State 9; LSU 8; Miami (FL) 7; American 4

2015 STARTING LINEUPS & RESULTS

Opponent	Result	Setter	OH	OH	OH	MB	DS/OH	Libero
Winthrop								
NDSU								
Missouri								
UTA								
Central Ark.								
Oklahoma								
Little Rock								
UAB								
Boise State								
ACU								
Houston								
SFA								
HBU								
Oral Roberts								
Tulsa								
Baylor								
UTEP								
UTSA								
Rice								
LA Tech								
Marshall								
LA Tech								
WKU								
Rice								
Charlotte								
UTEP								
Southern Miss								
FAU								
FIU								
MTSU								
UTSA								

NCAA LEADERS

TEAM

Kills

Category	Opponent	Date/Year	Total
Match	Hardin Simmons	11/84	97
Season	---	2003	2,162
NTVBC	last vs. Missouri	8/30/14	75

Attacks

Match	Hardin Simmons	11/84	288
Season	---	2003	5,482
NTVBC	ULM	10/14/11	200

Attack %

Match	Texas Southern	8/11	.527
Season	---	1995	.245
NTVBC	FIU	10/5/07	.402

Assists

Match	last vs. South Alabama	10/01	81
Season	---	2003	1,934
NTVBC	ULM	10/14/11	72

INDIVIDUAL

Kills

Category	Name	Opponent	Date/Year	Total
Match	Corina Marginas	last vs. ULL	9/03	38
Season	Corina Marginas	---	2003	651
Career	Corina Marginas	---	2000-03	2,211
NTVBC	Carnaë Dillard	Northwestern	8/29/14	30

Attacks

Match	Kim Coffey	Southwest Texas	10/95	89
Season	Carnaë Dillard	---	2012	1,513
Career	Corina Marginas	---	2000-03	4,920
NTVBC	Carnaë Dillard	Missouri	8/30/14	65

Attack %

Match	Michelle Dressel	Oral Roberts	9/94	.917
Season	Carly Collins	---	1994	.374
Career	Karissa Flack	---	2012-13	.330
NTVBC	Roxana Casvean	ULM	11/6/09	.652

Assists

Match	Kim Brunette	New Mexico St.	11/96	74
Season	Kristin Sheppard	---	2003	1,601
Career	Kristin Sheppard	---	2001-03	4,394
NTVBC	Kayla Saey	ULM	10/14/11	66

Digs

Match	Jessica Hulsebosch	W. Illinois	9/06	42
Season	Jessica Hulsebosch	---	2006	675
Career	Jessica Hulsebosch	---	2004-07	2,212
NTVBC	Jessica Hulsebosch	New Orleans	11/4/07	27

Digs

Category	Opponent	Date/Year	Total
Match	Wichita State	9/89	148
Season	---	2003	2,264
NTVBC	ULM	10/14/11	77

Aces

Match	Little Rock	10/07	19
Season	---	1983	268
NTVBC	ULL	11/2/07	15

Blocks

Match	Northeast Louisiana	10/87	47
Season	---	1988	454.0
NTVBC	MTSU	10/1/06	17

Note: NTVBC stands for North Texas Volleyball Center. All records shown in this category are North Texas single match highs. For full stats, please visit MeanGreenSports.com.

Service Aces

Category	Name	Opponent	Date/Year	Total
Match	Brooke Engel	Little Rock	10/07	12
Season	Brooke Engel	---	2006	123
Career	Brooke Engel	---	2004-07	237
NTVBC	Brooke Engel	last vs. Ark. St.	9/23/07	7

Blocks (Solo)

Match	Kim Martin	last vs. UTEP	10/88	10
Season	Kim Martin	---	1988	113
Career	Kim Martin	---	1987-89	193
NTVBC	Catherine Coffey	last vs. MTSU	10/1/06	5

Blocks (Assisted)

Match	Courtney Windham	Marshall	11/13	12
Season	Courtney Windham	---	2012	132
Career	Rachel Troell	---	1994-97	317
NTVBC	Two times	last vs. Denver	10/26/09	7

Blocks (Total)

Match	Kim Martin	UTEP	11/84	20
Season	Kim Martin	---	1988	229
Career	Kim Martin	---	1987-89	428
NTVBC	Catherine Coffey	MTSU	10/1/06	12

Note: Bold denotes players currently on North Texas roster.

HEAD COACH ANDREW PALILEO



Age: 48
Hometown: Honolulu, Hawaii
Wife: Wendy
Children: Ashton, Austin, AJ and Alyvia
High School: Marist HS (Chicago)
Alma Mater: Crown College, '91 (BA, Missiology)
 Crown College, '95 (BA, Social Science/Secondary Education)
 Bethel University, '00 (MA, Educational Leadership)

Coaching Experience

2013-pres: North Texas, Head Coach
 Record: 39-25 (60.9 %)
2011-12: Ohio State, Assistant Coach
2008-10: Washington St., Head Coach
 Record: 34-54 (38.6 %)
2002-08: Club SoDa 18s, Head Coach
2001-07: S. Dakota St., Head Coach
 Record: 154-86 (64.2 %)
1997-2000: Bethel University, Head Coach
 Record: 85-55 (60.7 %)
1993-97: Crosstown Junior Olympics, Director
1986-90: Edina HS, JV Head Coach

Head coach Andrew Palileo (paw-leh-lay-oh) continues to develop what has been a young and exciting North Texas volleyball team.

In his second year at the helm, Palileo guided the Mean Green to one of the best seasons in school history. Led by eventual Conference USA Player of the Year Carnae Dillard, Palileo & Co. racked up a 21-9 record entering the postseason, the second-best regular season win total in North Texas history. With momentum on its side and riding a program-best 10-match win streak, North Texas would make it to the C-USA semifinal round before falling to eventual conference champion WKU. The team's individual talent was recognized as Dillard took all-conference first team honors, senior Hanna Forst was named to the second team, and Amanda Chamberlain was placed on the conference's all-freshman squad.

In his first year at North Texas, Palileo led the Mean Green through its initial year in C-USA and accumulated a 17-15 record that came within a few points of the conference's semi-final round. Two players, sophomore Carnae Dillard and senior Karissa Flack, were named to the C-USA all-conference team while setter Amy Henard was an all-freshmen selection..

Palileo arrived in Denton from Ohio State where he was an assistant coach for two years bringing an extensive resume of experience at the Big-10 and Pac-12 levels to the Mean Green. His most recent head coaching position was at Washington State from 2008-2010. While in Pullman, Wash., Palileo took the Cougars to the NCAA tournament in 2009, their first trip in seven years. He also received the Pac-12 Coach of the Year award that same season.

Before heading to Washington State, Palileo was head coach for seven years at South Dakota State where he gathered 154 wins and 86 losses. He was named the 2007 Summit League Coach of the Year, when the South Dakota State Jacks were the Summit League regular season and tournament champions and made the first trip in school history to

the NCAA Championship Tournament that fall. Palileo's crew broke or tied 23 team or individual records during 2007.

Prior to South Dakota State, Palileo was the head volleyball coach at Bethel University (St. Paul, Minn.), where he had an 85-53 record in four seasons, the best four-year mark in school history. While at Bethel, he produced eight first-team All-Conference players, a first-team All-American and two academic All-Americans.

Palileo also coached the Club SoDa 18s volleyball team in Brookings, S.D., from 2002-2008, and was the Heartland Adidas Select Volleyball Program 18s head coach for five years in Minneapolis, Minn. He served as the director of the Crosstown Junior Olympics at Edina High (Minn.) from 1993-97, and he was the JV coach at Waconia (Minn.) High from 1986-90. A highly-regarded clinician, Palileo has also been the head coach of the Midwest Volleyball Instructor Elite Camps since 1997.

A graduate of Crown College (St. Bonifacius, Minn.), Palileo received his bachelor of arts degree in missiology in 1991 and a bachelor of arts degree in social science/secondary education in 1995. He went on to earn a master's degree in educational leadership from Bethel University (St. Paul, Minn.) in 2000.

Palileo and his wife, Wendy, have three sons, Ashton, Austin and A.J., and one daughter, Alyvia.

PALILEO'S RECORD VS. 2015 OPPONENTS

Winthrop	0-0	Tulsa	0-2
North Dakota State	11-9	Baylor	0-1
Missouri	1-1	UTEP	4-0
UTA	1-0	UTSA	1-2
Central Arkansas	0-0	Rice	2-1
Oklahoma	0-1	Louisiana Tech	3-0
Little Rock	0-0	Marshall	1-2
UAB	1-1	Western Kentucky	0-2
Boise State	1-1	Charlotte	1-1
Abilene Christian	2-0	Southern Miss	2-1
Houston	1-0	Florida Atlantic	2-1
SFA	2-1	FIU	1-1
Houston Baptist	0-0	Middle Tennessee	2-0
Oral Roberts	1-1		



KARLEY YORK



Freshman • 5-9 • S
 San Antonio, TX • Churchill HS

SEASON STATISTICS

OPP. SP K E TA PCT A SA SE RE D BS BA BE TB PTS

CAREER HIGHS

- Kills:
- Attacks:
- Attack %:
- Assists:
- Service aces:
- Digs:
- Blocks:

CAREER STATISTICS

Year	MP-MS	SP	KILL	K/S	E	TA	PCT.	ASSIST	A/S	ACE	ACE/S	DIG	D/S	BS	BA	TB	BIK/S	PTS.
2015																		
Career																		



MEREDITH BRAMER

#2

Sophomore • 5-9 • DS
Prosper, TX • Prosper HS

SEASON STATISTICS

OPP. SP K E TA PCT A SA SE RE D BS BA BE TB PTS

CAREER HIGHS

Kills: 2 at SFA (9/1/14)

Attacks: 4 vs. Missouri (8/30/14)

Attack %: 1.000 (two times), last vs. SFA (9/1/14)

Assists: 1 (nine times), last vs. WKU (11/22/14)

Service aces: 4 vs. Utah Valley (9/13/14)

Digs: 14 at UTEP (9/26/14)

CAREER STATISTICS

Year	MP-MS	SP	KILL	K/S	E	TA	PCT.	ASSIST	A/S	ACE	ACE/S	DIG	D/S	BS	BA	TB	Blk/S	PTS.
2014	32-4	94	4	0.04	2	9	.222	9	0.10	20	0.21	130	1.38	0	0	0	0.00	24.0
2015																		
Career	32-4	94	4	0.04	2	9	.222	9	0.10	20	0.21	130	1.38	0	0	0	0.00	24.0



MCKENNA THORNLOW



Sophomore • 5-9 • DS
 Colorado Springs, CO • Rampart HS

SEASON STATISTICS

OPP. SP K E TA PCT A SA SE RE D BS BA BE TB PTS

CAREER HIGHS

- Kills:** 1 (two times), last at MTSU (10/31/14)
- Attacks:** 3 at MTSU (10/31/14)
- Attack %:** 1.000 vs. Cleveland St. (9/20/14)
- Assists:** 3 vs. Cleveland St. (9/20/14)
- Service aces:** 2 (four times), last vs. FIU (10/26/14)
- Digs:** 15 vs. Cleveland St. (9/20/14)

CAREER STATISTICS

Year	MP-MS	SP	KILL	K/S	E	TA	PCT.	ASSIST	A/S	ACE	ACE/S	DIG	D/S	BS	BA	TB	BIK/S	PTS.
2014	31-8	99	2	0.02	2	12	.000	11	0.11	11	0.11	178	1.80	0	0	0	0.00	18.0
2015																		
Career	31-8	99	2	0.02	2	12	.000	11	0.11	11	0.11	178	1.80	0	0	0	0.00	18.0



CARNAE DILLARD

#5

Senior • 5-8 • OH
 San Antonio, TX • Johnson HS

SEASON STATISTICS


OPP. SP K E TA PCT A SA SE RE D BS BA BE TB PTS

CAREER HIGHS

Kills: 31, last vs. Marshall (10/13/13)
Attacks: 75 at Southern Miss (10/4/13)
Attack %: .650 vs. LA Tech (11/1/13)
Assists: 5 at UT-Arlington (9/3/13)
Service aces: 4, last vs. Marshall (10/5/14)
Digs: 26, last at Tulsa (10/6/13)
Blocks: 6 vs. Florida Atlantic (10/12/13)

CAREER STATISTICS

Year	MP-MS	SP	KILL	K/S	E	TA	PCT.	ASSIST	A/S	ACE	ACE/S	DIG	D/S	BS	BA	TB	BIK/S
2012	38-38	135	552	4.09	256	1513	.196	14	0.10	29	0.21	296	2.19	29	62	91	0.67
2013	31-31	113	473	4.19	193	1279	.219	33	0.29	21	0.19	371	3.28	7	43	50	0.44
2014	31-30	114	615	5.39	233	1506	.254	24	0.21	31	0.27	364	3.19	13	27	40	0.35
2015																	
Career	100-99	362	1640	4.53	682	4295	.223	71	0.20	81	0.22	1031	2.85	49	132	181	0.50



MCKENZIE CHRISTOPHER

#6

Freshman • 5-5 • DS
Denton, TX • Guyer HS

SEASON STATISTICS

OPP. SP K E TA PCT A SA SE RE D BS BA BE TB PTS

CAREER HIGHS

Kills:
Attacks:
Attack %:
Assists:
Service aces:
Digs:
Blocks:

CAREER STATISTICS

Year	MP-MS	SP	KILL	K/S	E	TA	PCT.	ASSIST	A/S	ACE	ACE/S	DIG	D/S	BS	BA	TB	BIK/S	PTS.
2015																		
Career																		



TAYLOR HASKINS



RS Freshman • 6-0 • OH
 Kennesaw, GA • Texas Tech

SEASON STATISTICS


OPP. SP K E TA PCT A SA SE RE D BS BA BE TB PTS

CAREER HIGHS

Kills:
 Attacks:
 Attack %:
 Assists:
 Service aces:
 Digs:
 Blocks:

CAREER STATISTICS

Year	MP-MS	SP	KILL	K/S	E	TA	PCT.	ASSIST	A/S	ACE	ACE/S	DIG	D/S	BS	BA	TB	Blk/S	PTS.
2015																		
Career																		



CHELSEA ABII

#8

Sophomore • 5-10 • OH
Dallas, TX • The Oakridge HS

SEASON STATISTICS

OPP. SP K E TA PCT A SA SE RE D BS BA BE TB PTS

CAREER HIGHS

Kills: 13 vs. Miss. Valley St. (8/30/14)

Attacks: 24 vs. FIU (10/26/14)

Attack %: .538 vs. Southern Miss
(11/21/14)

Assists: 1 vs. Utah Valley (9/13/14)

Digs: 4 vs. Abilene Christian (9/12/14)

Blocks: 4 (two times), last vs. UTSA
(11/13/14)

CAREER STATISTICS

Year	MP-MS	SP	KILL	K/S	E	TA	PCT.	ASSIST	A/S	ACE	ACE/S	DIG	D/S	BS	BA	TB	Blk/S	PTS.
2014	26-6	70	102	1.46	56	286	.161	1	0.01	0	0.00	23	0.33	1	24	25	0.36	115.0
2015																		
Career	26-6	70	102	1.46	56	286	.161	1	0.01	0	0.00	23	0.33	1	24	25	0.36	115.0



HANNAH SHAW



Freshman • 6-0 • OH
 Joshua, TX • Homeschool

SEASON STATISTICS

OPP. SP K E TA PCT A SA SE RE D BS BA BE TB PTS

CAREER HIGHS

- Kills:
- Attacks:
- Attack %:
- Assists:
- Service aces:
- Digs:
- Blocks:

CAREER STATISTICS

Year	MP-MS	SP	KILL	K/S	E	TA	PCT.	ASSIST	A/S	ACE	ACE/S	DIG	D/S	BS	BA	TB	BIK/S	PTS.
2015																		
Career																		



HOLLY MILAM



Sophomore • 6-1 • MB
 Burleson, TX • Burleson HS

SEASON STATISTICS

OPP. SP K E TA PCT A SA SE RE D BS BA BE TB PTS

CAREER HIGHS

Kills: 15 vs. Wichita St. (9/5/14)
Attacks: 26 (two times), last vs. Wichita St. (9/5/14)
Attack %: .643 at LA Tech (10/19/14)
Assists: 2 at WKU (10/12/14)
Service aces: 3 vs. Wichita St. (9/5/14)
Digs: 7 vs. Abilene Christian (9/12/14)
Blocks: 6 at Southern Miss (10/10/14)

CAREER STATISTICS

Year	MP-MS	SP	KILL	K/S	E	TA	PCT.	ASSIST	A/S	ACE	ACE/S	DIG	D/S	BS	BA	TB	Blk/S	PTS.
2014	32-32	118	218	1.85	90	522	.245	8	0.07	16	0.14	75	0.64	13	71	84	0.71	282.5
2015																		
Career	32-32	118	218	1.85	90	522	.245	8	0.07	16	0.14	75	0.64	13	71	84	0.71	282.5



ALEXIS WRIGHT



Sophomore • 6-0 • RS
Arlington, TX • Martin HS

SEASON STATISTICS

OPP. SP K E TA PCT A SA SE RE D BS BA BE TB PTS

CAREER HIGHS

Kills: 19 vs. Missouri (8/30/14)
Attacks: 28 vs. Missouri (8/30/14)
Attack %: .667 (two times), last at UAB (11/2/14)
Digs: 4 vs. Marshall (10/5/14)
Blocks: 4 vs. Missouri (8/30/14)

CAREER STATISTICS

Year	MP-MS	SP	KILL	K/S	E	TA	PCT.	ASSIST	A/S	ACE	ACE/S	DIG	D/S	BS	BA	TB	Blk/S	PTS.
2014	18-8	54	91	1.69	40	217	.235	0	0.00	0	0.00	21	0.39	2	17	19	0.35	101.5
2015																		
Career	18-8	54	91	1.69	40	217	.235	0	0.00	0	0.00	21	0.39	2	17	19	0.35	101.5



AMY HENARD

#12

Junior • 5-11 • S
Weatherford, TX • Brock HS

SEASON STATISTICS

OPP. SP K E TA PCT A SA SE RE D BS BA BE TB PTS

CAREER HIGHS

Kills: 5 at Houston (9/20/13)
Attacks: 10 vs. SFA (9/25/13)
Assists: 68 vs. Idaho (9/14/13)
Service aces: 3, last vs. Rice (10/1/14)
Digs: 18 vs. Texas St. (9/7/13)
Blocks: 5 vs. Utah (9/6/13)

CAREER STATISTICS

Year	MP-MS	SP	KILL	K/S	E	TA	PCT.	ASSIST	A/S	ACE	ACE/S	DIG	D/S	BS	BA	TB	BIK/S	PTS.
2013	32-32	113	43	0.38	23	126	.159	1192	10.50	10	0.09	255	2.26	3	37	40	0.35	74.5
2014	32-26	102	31	0.30	7	73	.329	1060	10.39	25	0.25	217	2.13	1	37	38	0.37	75.5
2015																		
Career	64-58	215	74	0.34	30	199	.221	2252	10.47	35	0.16	472	2.20	4	74	78	0.36	150.0



AMANDA CHAMBERLAIN

#13

Sophomore • 6-3 • MB
Lake Wood, CA • Valley Christian HS

SEASON STATISTICS

OPP. SP K E TA PCT A SA SE RE D BS BA BE TB PTS

CAREER HIGHS

Kills: 11 (three times), last vs. Florida Atlantic (10/24/14)

Attacks: 28 vs. Florida Atlantic (10/24/14)

Attack %: 1.000 vs. UTEP (11/15/14)

Digs: 1 (12 times), last vs. WKU (11/22/14)

Blocks: 6 (three times), last vs. Florida Atlantic (10/24/14)

CAREER STATISTICS

Year	MP-MS	SP	KILL	K/S	E	TA	PCT.	ASSIST	A/S	ACE	ACE/S	DIG	D/S	BS	BA	TB	Blk/S	PTS.
2014	30-27	102	154	1.51	48	349	.304	1	0.01	0	0.00	12	0.12	10	74	84	0.82	201.0
2015																		
Career	30-27	102	154	1.51	48	349	.304	1	0.01	0	0.00	12	0.12	10	74	84	0.82	201.0



ALY VIA PALILEO

#14

Freshman • 5-7 • S/DS
Denton, TX • Guyer HS

SEASON STATISTICS

OPP. SP K E TA PCT A SA SE RE D BS BA BE TB PTS

CAREER HIGHS

Kills:
Attacks:
Attack %:
Assists:
Service aces:
Digs:
Blocks:

CAREER STATISTICS

Year	MP-MS	SP	KILL	K/S	E	TA	PCT.	ASSIST	A/S	ACE	ACE/S	DIG	D/S	BS	BA	TB	BIK/S	PTS.
2015																		
Career																		



MIKALI MYERS

#15

Sophomore • 6-2 • MB
 San Marcos, TX • San Marcos HS

SEASON STATISTICS

OPP. SP K E TA PCT A SA SE RE D BS BA BE TB PTS

CAREER HIGHS

Kills: 5 vs. Jackson St. (9/13/14)
Attacks: 11 vs. Jackson St. (9/13/14)
Attack %: 1.000 vs. Charlotte (10/17/14)
Service aces: 1 vs. Jackson St. (9/13/14)
Digs: 1 (four times), last at Rice (11/7/14)
Blocks: 6 vs. Northwestern St. (8/29/14)

CAREER STATISTICS

Year	MP-MS	SP	KILL	K/S	E	TA	PCT.	ASSIST	A/S	ACE	ACE/S	DIG	D/S	BS	BA	TB	BIK/S	PTS.
2014	21-7	52	25	0.48	14	83	.133	0	0.00	1	0.02	4	0.08	5	20	25	0.48	41.0
2015																		
Career	21-7	52	25	0.48	14	83	.133	0	0.00	1	0.02	4	0.08	5	20	25	0.48	41.0



JORDYN WILLIAMS

#16

Freshman • 6-1 • MB
 San Antonio, TX • O'Connor HS

SEASON STATISTICS

OPP. SP K E TA PCT A SA SE RE D BS BA BE TB PTS

CAREER HIGHS

- Kills:
- Attacks:
- Attack %:
- Assists:
- Service aces:
- Digs:
- Blocks:

CAREER STATISTICS

Year	MP-MS	SP	KILL	K/S	E	TA	PCT.	ASSIST	A/S	ACE	ACE/S	DIG	D/S	BS	BA	TB	BIK/S	PTS.
2015																		
Career																		



ALEX JANAK

#18

Freshman • 5-9 • S

Grapevine, TX • Colleyville Heritage HS

SEASON STATISTICS

OPP. SP K E TA PCT A SA SE RE D BS BA BE TB PTS

CAREER HIGHS

- Kills:
- Attacks:
- Attack %:
- Assists:
- Service aces:
- Digs:
- Blocks:

CAREER STATISTICS


Year	MP-MS	SP	KILL	K/S	E	TA	PCT.	ASSIST	A/S	ACE	ACE/S	DIG	D/S	BS	BA	TB	BIK/S	PTS.
2015																		

Career

MEDIA ROSTER



1
Karley York
 5-9 • Freshman • S
 San Antonio, TX



2
Meredith Brammer
 5-9 • Sophomore • DS
 Prosper, TX



4
McKenna Thornlow
 5-9 • Sophomore • DS
 Colorado Springs, CO




5
Carnae Dillard
 5-8 • Senior • OH
 San Antonio, TX



6
McKenzie Christopher
 5-5 • Freshman • DS
 Denton, TX



7
Taylor Haskins
 6-0 • RS-Freshman • OH
 Kennesaw, GA



8
Chelsea Abii
 5-10 • Sophomore • OH
 Dallas, TX



9
Hannah Shaw
 6-0 • Freshman • OH
 Joshua, TX



10
Holly Milam
 6-1 • Sophomore • MB
 Burleson, TX



11
Alexis Wright
 6-0 • Sophomore • RS
 Arlington, TX




12
Amy Henard
 5-11 • Junior • S
 Weatherford, TX



13
Amanda Chamberlain
 6-3 • Sophomore • MB
 Lake Wood, CA



14
Alyvia Palileo
 5-7 • Freshman • S/DS
 Denton, TX



15
Mikali Myers
 6-2 • Sophomore • MB
 San Marcos, TX



16
Jordyn Williams
 6-1 • Freshman • MB
 San Antonio, TX




18
Alex Janak
 5-9 • Freshman • S
 Grapevine, TX



HC
Andrew Palileo
 Head Coach
 3rd Season



AHC
Vinh Nguyen
 Associate Head Coach
 1st Season



AC
Rachel Todorovich
 Assistant Coach
 1st Season