



LADY TOPPER VOLLEYBALL

Western Kentucky University | 2015 Game Notes

SID: Nick Brown, Assistant Director | nicholas.brown@wku.edu | 270-745-4363 | WKUSports.com

SCHEDULE (19-2, 6-0 C-USA)

Date	Opponent	Time/Result
A28	1-#11 Wisconsin	W, 3-1
A29	1-College of Charleston	W, 3-0
	1-Colgate	W, 3-0
S4	2-UT Martin	W, 3-0
S5	2-Southern Illinois	W, 3-1
	2-Dayton	L, 3-0
S8	Austin Peay	W, 3-0
S11	3-Missouri State	L, 3-2
S11	3-Northwestern	W, 3-0
S12	3-Furman	W, 3-0
S15	Belmont	W, 3-0
S18	4-Alabama	W, 3-0
	4-Northern Iowa	W, 3-1
S19	4-Northern Illinois	W, 3-2
S23	Marshall*	W, 3-1
S25	Louisiana Tech*	W, 3-0
S27	FIU*	W, 3-0
S29	Lipscomb	W, 3-0
O4	Middle Tennessee*	W, 3-1
O9	UTSA*	W, 3-1
O11	Southern Miss*	W, 3-1
O16	Charlotte*	5:00 p.m.
O18	North Texas*	12:00 p.m.
O23	UAB*	7:00 p.m.
O25	Florida Atlantic*	12:00 p.m.
O31	Rice*	2:00 p.m.
N1	UTEP*	3:00 p.m.
N6	FIU*	12:00 p.m.
N8	Florida Atlantic*	11:00 a.m.
N12	Marshall*	6:00 p.m.
N14	UTEP*	12:00 p.m.
N20-22	5-Conference USA Tournament	TBA

Schedule Key

All times Central

Home games in **bold**

* denotes Conference USA match

1-HotelRED Invitational (Madison, Wis.)

2-Saluki Invitational (Carbondale, Ill.)

3-Holiday Inn University Plaza Invitational (Bowling Green, Ky.)

4-Huskie Invitational (Dekalb, Ill.)

5-Conference USA Tournament (San Antonio, Texas)

SCHEDULE BREAKDOWN

Overall	19-2	Home	7-1	vs. Top 25	1-0
C-USA	6-0	Away	7-0		
Non-Conf.	13-2	Neutral	5-1		

SOCIAL MEDIA



@WKUSports
@WKUVolleyball
@TravisHudsonWKU



WKUAthletics



WKUSports
WKU_Volleyball

NO. 22 WKU AT CHARLOTTE, NORTH TEXAS

FRIDAY, OCT. 16

WKU at Charlotte | 5 p.m. CT
Charlotte, N.C. | Halton Arena

Video: Charlotte49ers.tv
Live Stats: WKUSports.com
Twitter: @WKUVolleyball

Record: 5-13
Hit Pct: .213
Kills/Set: 12.36
Assists/Set: 11.47
Aces/Set: 1.58
Digs/Set: 15.03
Blocks/Set: 2.27

SUNDAY, OCT. 18

WKU at North Texas | 12 p.m. CT
Denton, Texas | North Texas Volleyball Center

Video: MeanGreenSports.com
Live Stats: WKUSports.com
Twitter: @WKUVolleyball

Record: 13-8
Hit Pct: .242
Kills/Set: 13.28
Assists/Set: 12.58
Aces/Set: 1.12
Digs/Set: 14.19
Blocks/Set: 1.94

SERIES HISTORY

Charlotte: Friday's contest will mark the 12th meeting with the 49ers, WKU leads the series, 8-3.

North Texas: Sunday's match will be the 18th meeting between the two teams, WKU leads the series, 16-1.

NOTES

LAST TIME OUT

WKU extended its winning streak to 13 matches and stayed perfect in conference play this past weekend as the Lady Toppers defeated both UTSA and Southern Miss in four sets inside E.A. Diddle Arena. By defeating the Roadrunners Friday evening, WKU avenged its only C-USA loss since joining the conference in 2014.

THE 411 ON THE 49ERS

Charlotte (5-12, 2-5 C-USA) comes into Friday's match with the Lady Toppers having lost five consecutive matches. After winning their first two C-USA matches against UTEP and UAB, the 49ers have dropped five straight conference matches with three of those coming in five sets. The team's other conference losses came this past weekend as Charlotte was swept by both FIU and FAU.

Offensively, Charlotte is led by senior Sarah McDonald who has recorded team-highs with 217 total kills and 3.29 kills per set so far this season. As a team, the 49ers are hitting .213 on the year led by sophomore Semen Sen's .315 hitting percentage. Senior setter Britney Leigh Held leads Charlotte with an average of 9.88 assists per set.

Defensively, UTSA is holding its opponents to .232 hitting as junior Shelby Green paces the team with 4.18 digs per set while fellow junior Anna Henderson leads the charge at the net, averaging 1.00 block per set.

SCOUTING NORTH TEXAS

North Texas (13-8, 5-1 C-USA) comes into Friday's match with the Lady Toppers having won four of its last five matches. With a 5-1 conference record, UNT sits in second place in the C-USA standing just one game behind WKU. The Mean Green's only conference setback came off a straight-set loss to UTSA.

Offensively, North Texas has been led by senior Carnae Dillard who comes into the week leading the nation with an average of 5.38 kills per set and a total kill count of 436. As a team, North Texas is hitting .242 on the year led by sophomore Aman Chamberlain's .349 hitting percentage. Junior setter Amy Henard leads the Mean Green with an average of 9.56 assists per set.

Defensively, UNT is holding its opponents to .235 hitting as Dillard paces the team with 2.83 digs per set while Chamberlain leads the charge at the net, averaging a team-high 0.79 blocks per set.

THREE TO SEE



Noelle Langenkamp
- Leads team with .381 hitting percentage. (4th in C-USA/50th Nationally)
- Registered her 1,000th career kill vs. USM
- Leads team with 0.88 blocks/set.



Alyssa Cavanaugh
- Leads the team with an average of 3.52 kills/set.
- MVP of the 2015 Huskie Invitational.
- Has tallied a team-high 250 total kills.



Jessica Lucas
- Two-time C-USA Setter of the Week
- Leads C-USA with 12.88 assists/set.
- Leads WKU with ten double-doubles on the year.

ROSTER

NO.	NAME	POS	HT	YR	HOMETOWN (HS)	ALPHABETICAL
1	Jessica Lucas	S	6-0	So.	Seymour, Ind. (Seymour)	4 Anderson
4	Rachel Anderson	MH	6-1	Fr.	Sturgis, Mich. (Sturgis)	10 Bodway
7	Alyssa Cavanaugh	OH/RS	5-10	So.	Louisville, Ky. (Assumption)	7 Cavanaugh
8	Mary Martin	S	5-11	Fr.	Lexington, Ky. (Dunbar)	21 Dellinger
10	Haley Bodway	OH	6-0	Sr.	Bloomington, Minn. (Jefferson)	15 R. Engle
11	Amara Listenbee	MH	6-0	R-Fr.	Beloit, Wis. (Beloit Memorial)	16 S. Engle
12	Georgia O'Connell	DS	5-2	Jr.	Louisville, Ky. (Male)	17 Grimes
13	Noelle Langenkamp	MH	6-2	Sr.	Cincinnati, Ohio (Ursuline Academy)	13 Langenkamp
15	Rachel Engle	OH	5-9	Sr.	Floyds Knobs, Ind. (Floyd Central)	11 Listenbee
16	Sydney Engle	OH/RS	6-0	So.	Floyds Knobs, Ind. (Floyd Central)	1 Lucas
17	Kaelin Grimes	DS	5-8	Jr.	Louisville, Ky. (Assumption)	8 Martin
21	Taylor Dellinger	OH	6-0	Fr.	Clarkston, Mich. (Clarkston)	12 O'Connell
24	Jackie Scott	OH/DS	5-11	So.	Wildwood, Mo. (Lafayette)	24 Scott

Head Coach: Travis Hudson (WKU, 1994) - 21st Season

Assistant Coach: Kristi Griffin (USI, 2004) - Seventh Season

Assistant Coach: Craig Bere (Morehead State, 1995) - First Season

Graduate Assistant: Brianna Guzinski (UT Chattanooga, 2015) - First Season

PRONUNCIATIONS

HALEY BODWAY	HAY-lee BODE-way	Craig BERE	Berry
KAELIN Grimes	KAY-lin	Brianna GUZINSKI	GOO-zen-ski
NOELLE Langenkamp	no-EL		
AMARA Listenbee	uh-MAR-ruh		

QUICK FACTS

Name	Western Kentucky University	First Year of Play	1981
Location	Bowling Green, Ky.	All-Time Record	776-467 (.624)
Founded	1906	Winning Seasons	25
Enrollment	21,124	30+ Win Seasons	7
Nickname	Lady Toppers	C-USA Regular-Season Championships	1
Colors	Red and White	C-USA Tournament Championships	1
NCAA Affiliation	Division I	Number of NCAA Appearances	8
Conference	Conference USA	NCAA Tournament Record	1-8
Facility (Capacity)	E.A. Diddle Arena (7,326)	Last NCAA Appearance	2014 (First Round)
President	Dr. Gary Ransdell	2014 Overall Record	30-6
Athletic Director	Todd Stewart	2014 C-USA Record	15-1 (T-1st)
Faculty Representative	Dr. Craig Martin	Letterwinners Returning/Lost	9/2
SWA	Pam Herriford	Starters Returning/Lost	5+Libero/1
Website	WKUSports.com	Newcomers	3

HARLIE BRYANT



Hope for Harlie

Harlie Bryant has not lived a typical eight-years-old's life. Though she is active and lively, Harlie has been through a lot after being diagnosed with a brain tumor behind her eyes in the spring of 2011. Since then, Harlie has had CT scans, MRIs, surgeries, chemotherapy and more. With everything going on in her life, though, Harlie has kept a positive spirit.

Harlie's positive spirit is now being spread throughout the WKU Volleyball program after the Lady Toppers and Harlie were joined by the Friends of Jaclyn Foundation (FOJ), a charitable, non-profit organization that strives to enhance and strengthen the support system built around children with pediatric brain tumors. Through the program, adopted children become part of the team and build unique friendships. Children also gain an incredible group of caring role models to look up to when they need the extra support.

Harlie is now a Lady Topper. At every home game, she is with the team in the huddle and at introductions while she cheers with her family from the sidelines during the game. The team's secret weapon, she is a constant reminder to the WKU student-athletes and coaching staff to keep fighting no matter what stands in the way.

For more information about Harlie and her journey, visit HopeForHarlie.org and follow on Twitter via @HopeforHarlie.

Friends of Jaclyn Foundation

In 2004, nine-year-old Jaclyn Murphy was diagnosed with a medullo-blastoma, a malignant brain tumor. While undergoing treatment, she was inspired by a large framed photo on the hospital wall of a joyful, young woman lacrosse player celebrating her team's NCAA championship.

In 2005, two unrelated friends of the Murphy family told Northwestern University's Lacrosse coach about Jaclyn's story and asked them if they could help. The team promptly adopted Jaclyn as an honorary member. Jaclyn's strength, courage, relentless spirit and joy for life inspired everyone. The team began to play for Jaclyn and achieved a magical "perfect season," winning Northwestern's first NCAA championship in 64 years. Just three years after the program started, Jaclyn even predicted the final score, 13-10, in the championship final.


When Jaclyn was in the middle of the team's celebration, her parents realized that Jaclyn's relationship with the players - her adopted sisters - had a positive effect on her happiness and health. The Northwestern players knew that their relationship with Jaclyn had opened their eyes and hearts to a deeper appreciation for life.

Soon afterward, Jaclyn shared a big dream with her father. She wanted other children with pediatric brain tumors to have similar experiences of being honorary team members. The Murphys understood that it is ultimately the love and support of others that gives people the inspiration and courage to get through this challenging journey.

In 2005, Denis and Lynda Murphy started The Friends of Jaclyn Foundation (FOJ) to improve the quality of life for children with pediatric brain tumors and their families by pairing them with college and high school athletic teams. The FOJ program has grown incredibly to over 300 children who have been adopted by high school and college teams across the country.

For more information about FOJ, visit FriendsOfJaclyn.org.

Head Coach



Travis HUDSON

21st Season

Overall Record

516-194 (.727)

Hudson Career Highlights

- Five-time Sun Belt Coach of the Year
- Three-time AVCA South Region Coach of the Year
- Winningest coach in school history
- Longest tenure in WKU volleyball history
- 10 SBC regular-season titles
- Five SBC Tournament championships
- 21 AVCA All-Region selections
- 13 AVCA All-American selections
- 59 All-SBC selections
- 100 percent graduation rate
- Nine-time winner of AVCA Team Academic Award
- 1000 APR last four years

Hudson Year-by-Year

Year	Overall	SBC	Champs/Postseason
1995	7 26	1 8	
1996	18 17	5 4	
1997	9 22	2 7	
1998	26 10	9 5	
1999	18 14	9 7	
2000	25 8	13 3	East Co-Champs
2001	24 6	13 1	East Champs
2002	33 5	14 0	East,Tourney Champs/NCAA
2003	28 7	12 2	East Champs
2004	26 7	11 3	East Co-Champs
2005	31 3	12 0	East,Tourney Champs/NCAA
2006	26 10	14 3	East Co-Champs
2007	27 9	14 3	NCAA
2008	26 10	12 5	Tourney Champs/NCAA
2009	25 9	13 4	
2010	27 9	14 2	NCAA
2011	31 4	15 1	East,Tourney Champs/NCAA
2012	33 4	15 0	East,Tourney Champs/NCAA
2013	27 6	17 1	Regular-Season Champs
2014	30 6	15 1	Regular/Tournament/NCAA

Hudson vs. 2015 Opponents

Opponent	Record
Wisconsin	1-0
College of Charleston	1-0
Colgate	1-0
UT Martin	4-1
Southern Illinois	1-1
Dayton	2-3
Austin Peay	12-3
Missouri State	1-1
Northwestern	3-0
Furman	2-0
Belmont	17-0
Northern Iowa	1-1
Alabama	2-0
Northern Illinois	3-1
Marshall	5-2
Louisiana Tech	8-5
FIU	30-7
Lipscomb	8-1
Middle Tennessee	25-15
UTSA	1-1
Southern Miss	2-0
Charlotte	1-0
North Texas	16-1
UAB	3-0
Florida Atlantic	18-0
Rice	2-0
UTEP	2-0
Total	156-41

NOTES

WELCOME TO THE 1K CLUB

The weekend was marked by a pair of milestone achievements from a pair of Lady Tops as junior libero Georgia O'Connell recorded her 1,000th career dig in Friday's contest vs. UTSA. Senior Noelle Langenkamp recorded her 1,000th career kill in WKU's 3-1 victory against Southern Miss Sunday afternoon.

13 & COUNTING

WKU comes into this weekend riding a 13-match winning streak. The streak is the programs longest since winning 11 in a row to close out the 2014 C-USA regular season and conference tournament. With a 6-0 start to conference play, WKU has now won 17 straight matches against league opponents. The 19-2 start to the year is the program's best since 2011 when the Lady Toppers raced out to a 21-2 record on their way to a final 31-4 record. Entering the week, WKU led the country with 19 victories.

NATIONAL RECOGNITION

The Lady Toppers re-entered this week's AVCA Coaches Top 25 Poll last week at No. 23. Following last weekend's 2-0 record, WKU moved up a spot and sits at No. 22. Earlier this season, WKU climbed to the No. 20 spot after defeating then-fifth-ranked Wisconsin and capturing the 2015 HotelRED Invitational. The program's highest ranking came in 2013 when the Lady Toppers were slotted at No. 15. WKU also moved up in the NCAA RPI rankings as the Lady Tops currently rank No. 19.

PERFORMING AT BOTH ENDS OF THE COURT

WKU continues to lead Conference USA and ranks amongst the best nationally in both team hitting percentage and opponent hitting percentage. The Lady Toppers rank 11th nationally with a .281 team-hitting percentage and 14th in opponent hitting percentage as WKU has allowed its foes just .147 hitting on the year.

GETTING DEFENSIVE

Georgia O'Connell led WKU defensively this past weekend and as a result, she was named C-USA Defensive Player of the Week for the first time on the year and the second time for her career. In addition to notching her 1,000th career dig in WKU's 3-1 victory over UTSA Friday, O'Connell produced a 20-kill effort for the 5th time this season. The Louisville-native once again led WKU's defensive attack against Southern Miss, helping limit the Golden Eagles to .086 hitting in the Lady Toppers 3-1 victory.

ACCURATE LANGENKAMP CONTINUES BLOCK PARTY

Senior Noelle Langenkamp has been WKU's most accurate offensive weapon so far this season as the veteran leads the Lady Toppers with a .381 hitting clip. Langenkamp ranks fourth in Conference USA and 55th nationally.

Langenkamp continues her steady rise up the program's all-time record books as the middle hitter ranks sixth with 356 total blocks. With 50 block assists on the year, Langenkamp has moved sixth place in the program record books as the veteran improved her mark to 278 for her career.

LUCAS TAKES THE LEAD

Sophomore Jessica Lucas currently paces the Lady Tops and leads C-USA with an average of 10.88 assists per contest. Nationally, Lucas is ranked 44th in assists per set and 17th with 805 total assists. On the year, the setter leads the team with ten double doubles. Against UTSA, Lucas recorded a career-high 53 assists. In WKU's 3-1 victory at MT, the sophomore notched a season-best nine kills.

For her career, the sophomore is only the eighth player in school history to record 2,000 assists as she's ranked eighth all-time with 2,143 career assists. For her efforts, Lucas has earned two C-USA Setter of the Week honors so far this season.

AVCA TOP 25 POLL

Rank	School (1st votes)	Total	Record
1	Southern California (63)	1599	18-0
2	Texas (1)	1531	15-1
3	Nebraska	1444	14-2
4	Washington	1418	15-1
5	Penn State	1280	15-2
6	Stanford	1205	10-4
7	Ohio State	1175	16-2
8	Hawai'i	1150	16-1
9	Kansas	1119	17-0
10	Arizona State	1000	15-2
11	Minnesota	978	13-3
12	UCLA	924	13-3
13	BYU	783	15-2
14	Arizona	712	13-5
15	<i>Wisconsin</i>	700	12-4
16	Illinois	633	11-6
17	Florida	557	11-4
T-18	Florida State	527	13-4
T-18	Purdue	527	15-2
20	Kentucky	436	12-5
21	Colorado State	362	13-3
22	WKU	205	19-2
23	Michigan	153	13-4
24	Oregon	62	9-6
25	Louisville	52	12-4

RV: San Diego 41; Ohio 35; Arkansas 31; Michigan State 27; Wyoming 23; North Carolina 22; Creighton 20; Long Beach State 19; Santa Clara 19; Arkansas State 11; Missouri 8; SMU 7; *Northwestern 2*

*Next Update: October 19
2015 opponents in *italics*




LAST FIVE GAMES

WKU										CHARLOTTE									
	K	E	TA	HP	A	SA	D	TB	RES		K	E	TA	HP	A	SA	D	TB	RES
FIU	37	13	105	.229	35	4	37	10.0	W, 3-0	Winthrop	37	11	97	.268	32	3	33	12.0	L, 0-3
Lipscomb	45	8	94	.394	42	2	42	5.0	W, 3-0	Southern Miss	56	24	164	.195	54	4	68	12.0	L, 2-3
Middle Tennessee	58	21	120	.308	56	9	42	8.0	W, 3-1	Rice	50	21	156	.186	46	8	80	15.0	L, 2-3
UTSA	67	27	159	.252	64	3	64	4.0	W, 3-1	FIU	34	16	112	.161	32	3	52	6.0	L, 0-3
Southern Miss	56	15	134	.306	54	3	52	8.0	W, 3-1	FAU	30	14	106	.151	29	4	42	3.0	L, 0-3
TOTAL	263	84	612	.298	251	21	237	35.0		TOTAL	207	86	635	.192	193	22	275	48.0	

THE LAST TIME

Defeated a top 10 team	vs. No.5 Wisconsin, 8/28/15	Had 200+ attempts in a match	214 vs. UALR, 9/23/11
Defeated a top 11-25 team	at No. 16 Purdue, 8/31/13	Had hitting percentage of .350 or higher	.394 at Lipscomb, 9/29/15
Opponent with less than 10 pts in set (25 pts)	9 vs. Southern Miss, 10/11/15	Had hitting percentage of .400 or higher	.463 vs. LA Tech, 9/25/15
Scored fewer than 10 pts in set (25 pts)	9 at Alabama, 8/29/08	Had hitting percentage of .500 or higher	.525 vs. Wright State, 9/21/13
Held opponent under .100 hitting percentage	.086 vs. Souther Miss, 10/11/15	Had 70+ digs in a match	78 at SIU, 9/5/15
Won 10+ consecutive matches	13, 9/11/15-Current	Had 80+ digs in a match	87 vs. South Alabama, 11/15/13
Won 20+ consecutive matches	25, 9/8/12-11/30/12	Had 10+ service aces in a match	10 vs. Wis.-Milwaukee, 9/6/14
Won 20+ consecutive sets	28, 10/18/13-11/13/13	Had 10+ total blocks in a match	10 vs. Alabama, 9/18/15
Won 30+ consecutive sets	35, 9/15/12-10/26/12	Player with 20+ kills	Alyssa Cavanaugh, 20 vs. Middle Tennessee, 11/15/14
Had 18 kills in a set	at Belmont, 9/15/15	Player with 30+ kills	Jordyn Skinner, 30 vs. Xavier, 9/9/11
Had 19 kills in a set	vs. UTSA, 10/9/15	Player with 50+ attempts	Jordyn Skinner, 56 vs. UALR, 9/23/11
Had 20 kills in a set	vs. UTSA, 10/9/15	Player with 60+ attempts	Jordyn Skinner, 66 vs. Xavier, 9/9/11
Had 60+ kills in a match	67 vs. UTSA, 10/9/15	Player with 50+ assists	Jessica Lucas, 53 vs. UTSA, 10/9/15
Had 70+ kills in a match	71 vs. South Alabama, 11/15/13	Player with 20+ digs	Georgia O'Connell, 20 vs. UTSA, 10/9/15
Had 160+ attempts in a match	161 at Northern Illinois, 9/19/15	Player with 10+ blocks	Heather Boyan, 12 at Virginia, 8/31/12
Had 170+ attempts in a match	174 vs. Rice, 11/23/14	Player with triple-double	Lauren Stuckel (11k, 39a, 10d) at Tennessee, 8/29/09




2015 STATISTICAL LEADERS - INDIVIDUAL

			
Hitting %	Noelle Langenkamp .381	Gabriela Martin, FAU .435	Lianna Skybeldon, Washington .482
Kills/Set	Alyssa Cavanaugh 3.52	Carnae Dillard, North Texas 5.38	Carnae Dillard, North Texas 5.38
Assists/Set	Jessica Lucas 10.88	Lucas, WKU 10.88	Avery Acker, SMU 12.42
Digs/Set	Georgia O'Connell 4.15	Allie Kellerman, Marshall 4.75	McKenzie Hart, North Dakota 6.22
Blocks/Set	Noelle Langenkamp 0.88	Portia Okafor, Rice 1.23	Rhamat Alhassan, Florida 1.88
Aces/Set	Grimes 0.23	Kylie Grandy, Southern Miss 0.45	Samantha Bricio, USC 0.74

2015 BREAKDOWN

	Overall	C-USA
3-set matches	11-1	2-0
4-set matches	7-0	4-0
5-set matches	1-1	0-0
Hitting above .400	2-0	1-0
Hitting above .300	9-0	3-0
Hitting below .300	7-1	2-0
Hitting below .200	1-1	0-0
Opponent hits above .200	5-1	2-0
Hold opponent below .200	8-1	2-0
Hold opponent below .100	5-0	2-0
Hold opponent below .000	1-0	0-0
Have higher attack pct.	19-1	6-0
Have lower attack pct.	0-1	0-0
Three or more .300 hitters	16-0	6-0
Had 30 or more kills	18-2	6-0
Allowed 30 or more kills	14-2	5-0
Had 50 or more kills	8-1	4-0
Allowed 50 or more kills	3-1	0-0
Have more kills	18-0	6-0
Have fewer kills	1-2	0-0
Have same number kills	0-0	0-0
At least three players with 10+ kills	8-0	4-0
Have more aces	10-0	3-0
Have fewer aces	5-2	1-0
Have same number aces	4-0	2-0
Have more digs	15-1	5-0
Have fewer digs	4-1	1-0
Have same number digs	0-0	0-0
Have more blocks	11-0	3-0
Have fewer blocks	6-1	2-0
Have same number blocks	2-1	1-0

2015 STATISTICAL LEADERS - TEAM

			
Hitting %	.281	WKU .281	Washington .318
Kills/Set	13.95	FAU 14.61	Kansas 15.20
Assists/Set	13.14	FAU 13.77	Kansas 14.15
Digs/Set	15.00	UTEP 17.66	USC Upstate 18.25
Blocks/Set	2.16	FIU 2.56	Hawaii 3.40
Aces/Set	1.04	UAB 1.59	Manhattan 2.04

WHERE THEY RANK - 2015

Conference USA - Team Stats	
Hitting Percentage	1, .281
Opponent Hitting Percentage	1, .147
Assists	3, 13.14
Kills	3, 13.95
Blocks	8, 2.16
Service Aces	10, 1.04
Digs	7, 15.00

Conference USA - Individual Stats (Top 10)	
Hitting Percentage	4, Noelle Langenkamp, .381
Kills	9, Alyssa Cavanaugh, 3.52
Assists	1, Jessica Lucas, 10.88
Service Aces	N/A
Blocks	N/A
Digs	8, Georgia O'Connell, 4.15
Points	N/A

NCAA	
Hitting Percentage	11, .281
Kills/Set Team Kills	39, 13.95 23, 1,032
Assists/Set Team Assists	29, 13.14 20, 972
Aces/Set Team Aces	255, 1.04 211, 77
Digs/Set Team Digs	129, 15.00 80, 1,110
Blocks/Set Team Block	120, 2.16 84,160
Match W-L Percentage	8, .905

NCAA	
Assists/Set	44, Jessica Lucas, 10.88
Blocks/Set	N/A
Digs/Set	142, Georgia O'Connell, 4.15
Hitting Percentage	53, Noelle Langenkamp, .381
Points/Set	N/A
Total Kills	99, Alyssa Cavanaugh, 250
Total Assists	150, Noelle Langenkamp, 231
Total Digs	21, Jessica Lucas, 805
Total Blocks	84, Georgia O'Connell, 307
	N/A

CONFERENCE USA STANDINGS

	C-USA	Pct.	Overall	Pct.	Last 10	Streak
WKU	6-0	1.000	19-2	.905	10-0	W13
North Texas	5-1	.833	13-8	.619	8-2	W3
UTSA	4-1	.800	13-6	.684	6-4	W1
FIU	5-2	.714	11-7	.611	5-5	W1
FAU	4-2	.667	12-7	.667	6-4	W3
Southern Miss	4-2	.667	17-6	.739	5-5	L1
Rice	3-2	.600	13-6	.684	6-4	L1
Marshall	3-4	.429	12-8	.600	4-6	L1
Middle Tennessee	3-4	.429	5-16	.238	4-6	W1
Charlotte	2-5	.286	5-13	.278	2-8	L5
Louisiana Tech	1-5	.167	7-12	.368	2-8	W1
UTEP	1-5	.167	7-13	.350	3-7	L3
UAB	0-8	.000	8-15	.348	3-7	W1

CAREER HONORS AND AWARDS

Haley Bodway 2014 • Preseason All-Conference	2013 • First-Team All-Conference • WKU Invite All-Tournament	Jessica Lucas 2014 • AVCA All-America Honorable Mention • First Team All-Conference • All-Freshman Selection • C-USA All-Tournament • All-Region Honoree 2015
Noelle Langenkamp 2015 • Preseason All-Conference	2012 • Second-Team All-Conference	
2014 • Preseason Player of the Year • Preseason All-Conference • 2nd Team All-Conference • C-USA Commissioner's Honor Roll	Alyssa Cavanaugh 2014 • AVCA All-American Honorable Mention • C-USA Freshman of the Year • First Team All-Conference • All-Freshman Selection	

SEASON/CAREER HIGHS

1 JESSICA LUCAS

Hitting Pct. .500 at Wisconsin (8/28/15)
Career (min. 10 att.) .667 vs. Tennessee Tech (9/23/14)
 Kills 9 at Middle Tennessee (10/4/15)
Career 10 vs. Rice (9/28/14)
 Attacks 21 at Middle Tennessee (10/4/15)
Career 21 at Middle Tennessee (10/4/15)
 Assists 53 vs. UTSA (10/9/15)
Career 53 vs. UTSA (10/9/15)
 Aces 3 at Middle Tennessee (10/4/15)
Career 3, at Middle Tennessee (10/4/15)
 Digs 18 vs. College of Charleston (8/29/15)
Career 18, MR vs. College of Charleston (8/29/15)
 Blocks 4, MR vs. Alabama (9/18/15)
Career 5, MR vs. Rice (11/23/14)

4 RACHEL ANDERSON

Hitting Pct. .615 vs. LA Tech (9/25/15)
Career (min. 10 att.) Same
 Kills 12, at NIU (9/19/15)
Career Same
 Attacks 26, at NIU (9/19/15)
Career Same
 Assists 1, MR vs. Austin Peay (9/8/15)
Career Same
 Aces 1, MR vs. Austin Peay (9/8/15)
Career Same
 Digs 4, MR vs. Northern Illinois (9/18/15)
Career Same
 Blocks 6, vs. Northwestern (9/11/15)
Career Same

7 ALYSSA CAVANAUGH

Hitting Pct. .600, vs. Furman (9/12/15)
Career (min. 10 att.) .600 vs. Furman (9/12/15)
 Kills 18, at NIU (9/19/15)
Career 21 vs. North Texas (10/12/14)
 Attacks 40, MR vs. UTSA (10/9/15)
Career 45 vs. Florida Atlantic (10/26/14)
 Assists 1, vs. Southern Miss (10/11/15)
Career 2 at FIU (10/3/14)
 Aces ---
Career 3 vs. Tennessee Tech (9/23/14)
 Digs 4, vs. Furman (9/11/15)
Career 6 vs. Marshall (10/10/14)
 Blocks 5, vs. College of Charleston (8/29/15)
Career 5, vs. College of Charleston (8/29/15)

8 MARY MARTIN

Hitting Pct. ---
Career (min. 10 att.) ---
 Kills ---
Career 1, vs. Furman (9/12/15)
 Attacks ---
Career Same
 Assists 3, vs. UT Martin (9/4/15)
Career Same
 Aces ---
Career ---
 Digs 1, MR vs. Alabama (9/18/15)
Career Same
 Blocks ---
Career ---

10 HALEY BODWAY

Hitting Pct. .571, vs. Colgate (8/29/15)
Career (min. 10 att.) .667 at UTEP (10/19/14)
 Kills 15, vs. UTSA (10/9/15)
Career 21 vs. ULM (10/11/13)
 Attacks 32, at SIU, (9/5/15)
Career 44 vs. Rice (11/23/14)
 Assists 1, MR at Marshall (9/23/15)
Career 1, MR at Marshall (9/23/15)
 Aces ---
Career ---
 Digs 6, at Marshall (9/23/15)
Career 6, at Marshall (9/23/15)
 Blocks 3, MR vs. LA Tech (9/25/15)
Career 5, MR vs. LIU Brooklyn (9/20/14)

11 AMARA LISTENBEE

Hitting Pct. ---
Career (min. 10 att.) ---
 Kills ---
Career 3, vs. Furman (9/12/15)
 Attacks ---
Career Same
 Assists 8, vs. UT Martin (9/4/15)
Career Same
 Aces ---
Career ---
 Digs 2, vs. Furman (9/12/15)
Career Same
 Blocks 1, MR vs. LA Tech (9/25/15)
Career Same

12 GEORGIA O'CONNELL

Hitting Pct. ---
Career (min. 10 att.) ---
 Kills ---
Career 1, MR vs. Middle Tennessee (11/15/14)
 Attacks 1, MR vs. LA Tech (9/25/15)
Career 3 at UAB (10/31/14)
 Assists 4, at Middle Tennessee (10/4/15)
Career 7 at FIU (10/3/14)
 Aces 4, at Middle Tennessee (10/4/15)
Career 4 MR at Middle Tennessee (10/4/15)
 Digs 27, vs. Missouri State (9/11/15)
Career 27 vs. Missouri State (9/11/15)

13 NOELLE LANGENKAMP

Hitting Pct. .579, vs. Alabama (9/18/15)
Career (min. 10 att.) .789 at Georgia State (10/12/13)
 Kills 18, vs. Missouri State (9/11/15)
Career 18 vs. Missouri State (9/11/15)
 Attacks 37, at NIU (9/19/15)
Career 38 vs. Wis.-Milwaukee (9/6/14)
 Assists 2, MR vs. Northern Iowa (9/18/15)
Career 2, MR vs. Northern Iowa (9/18/15)
 Aces 1, at Middle Tennessee (10/4/15)
Career 3, MR vs. Wis.-Milwaukee (9/6/14)
 Digs 3, MR at Marshall (9/23/15)
Career 7 vs. Troy (11/17/13)
 Blocks 6, MR vs. Alabama (9/18/15)
Career 7, MR vs. Florida Atlantic (11/21/14)

15 RACHEL ENGLE

Hitting Pct. ---
Career (min. 10 att.) .533 vs. UC Riverside (8/29/14)
 Kills 1, MR vs. Northwestern (9/11/15)
Career 14 vs. Austin Peay (9/13/14)
 Attacks 7, vs. Northwestern (9/11/15)
Career 42 vs. Austin Peay (9/13/14)
 Assists 5, vs. Southern Miss (10/11/15)
Career 5, vs. South Miss (10/11/15)
 Aces 3, MR vs. FIU (9/27/15)
Career 4 at Cincinnati (9/4/12)
 Digs 11, MR at SIU (9/5/15)
Career 16 vs. Wis.-Milwaukee (9/6/14)
 Blocks 1, MR vs. Alabama (9/18/15)
Career 4, MR vs. Western Michigan (9/21/13)

16 SYDNEY ENGLE

Hitting Pct. .611, vs. Southern Miss (10/11/15)
Career (min. 10 att.) .611, vs. Southern Miss (10/11/15)
 Kills 11, MR vs. Southern Miss (10/11/15)
Career 11, MR vs. Southern Miss (10/11/15)
 Attacks 26, at SIU (9/5/15)
Career 26 at SIU (9/5/15)
 Assists 5, at SIU (9/5/15)
Career 5, MR at SIU (9/5/15)
 Aces ---
Career ---
 Digs 1, MR vs. Wis.-Milwaukee (9/19/14)
Career 9, at NIU (9/19/15)
 Blocks 4, MR vs. Southern Miss (10/11/15)
Career 6 at Southern Miss (11/7/14)

17 KAELEN GRIMES

Hitting Pct. ---
Career (min. 10 att.) ---
 Kills ---
Career 1, MR vs. Charlotte (10/7/14)
 Attacks 4, vs. Missouri State (9/11/15)
Career 4, vs. Missouri State (9/11/15)
 Assists 4, MR at Middle Tennessee (10/4/15)
Career 4, MR at Middle Tennessee (10/4/15)
 Aces 3, at Marshall (9/23/15)
Career 3, MR at Marshall (9/23/15)
 Digs 15, vs. College of Charleston (8/29/15)
Career 17 at UAB (10/31/14)

21 TAYLOR DELLINGER

Hitting Pct. .500, MR vs. Austin Peay (9/8/15)
Career (min. 10 att.) Same
 Kills 10 at Belmont (9/15/15)
Career Same
 Attacks 20, at Belmont (9/15/15)
Career Same
 Assists ---
Career ---
 Aces ---
Career ---
 Digs 4, vs. UT Martin (9/4/15)
Career Same
 Blocks 2, vs. Austin Peay (9/8/15)
Career Same

24 JACKIE SCOTT

Hitting Pct. ---
Career (min. 10 att.) ---
 Kills ---
Career 1, MR at Belmont (9/15/15)
 Attacks 2, at UTEP (10/19/14)
Career 4, vs Northwestern (9/11/15)
 Assists 4, vs. UTSA (10/9/15)
Career 4, vs. UTSA (10/9/15)
 Aces 2, at Belmont (9/15/15)
Career 3, vs. Wis.-Milwaukee (9/6/14)
 Digs 10, vs. Dayton (9/5/15)
Career 11, vs. Purdue (9/12/14)

SINGLE-SEASON RECORDS

SETS PLAYED

1. Becky Davis, 1991	148
2. Anne Donovan, 1991	147
3. Michelle Mingus, 1991	144
4. Janet Ryan, 1991	140
Amanda Cecil, 2002	140
Tracy May, 2002	140
Ashly Miller, 2002	140
8. Cindy Bradley, 1991	139
Jessie Wagner, 2002	139
10. Becky Davis, 1990	138

MATCHES PLAYED

1. Becky Davis, 1991	41
Anne Donovan, 1991	41
Mary Layman, 1991	41
Michelle Mingus, 1991	41
Janet Ryan, 1991	41
6. Cindy Bradley, 1991	40
7. Seven tied at	39

KILLS

1. Megan Argabright, 2006	590
2. Kim Carpenter, 1998	582
3. Amber Simons, 1994	551
4. Tara Thomas, 2000	529
Megan Argabright, 2007	529
6. Amanda Schiff, 2002	494
7. Jessie Wagner, 2002	467
8. Megan Argabright, 2008	465
9. Jamie Ritterskamp, 1997	462
10. Michelle Mingus, 1991	459
Jamie Ritterskamp, 1996	459

KILLS PER GAME

1. Megan Argabright, 2006	4.68
2. Kim Carpenter, 1998	4.55
3. Tara Thomas, 2000	4.48
4. Megan Argabright, 2007	4.23
5. Jamie Ritterskamp, 1997	4.16
6. Tara Thomas, 2001	4.06
7. Amber Simons, 1994	4.02
8. Jordyn Skinner, 2011	3.82
9. Megan Argabright, 2006	3.79
10. Jessica Willard, 2001	3.71

TOTAL ATTEMPTS

1. Tara Thomas, 2000	1,268
2. Jamie Ritterskamp, 1997	1,243
3. Kim Carpenter, 1998	1,238
4. Jordyn Skinner, 2011	1,168
5. Amanda Cecil, 2002	1,165
6. Amber Simons, 1994	1,160
7. Jessie Wagner, 2002	1,153
8. Tara Thomas, 2001	1,141
9. Jamie Ritterskamp, 1996	1,140
10. Michelle Mingus, 1991	1,137

HITTING PERCENTAGE

1. Paige Wessel, 2013	.458
2. Noelle Langenkamp, 2013	.411
3. Heather Boyan, 2013	.407
4. Megan Argabright, 2005	.405
5. Jenna Gideon, 2005	.398
6. Megan Argabright, 2006	.390
7. Natalie Furry, 2001	.385
8. Crystal Towler, 2005	.384
9. Heather Boyan, 2012	.383
10. Aquila Orr, 2007	.378

BLOCK SOLOS

1. Amber Simons, 1994	46
2. Michelle Mingus, 1991	43
3. Tiffany Elmore, 2010	40
4. Jamie Ritterskamp, 1996	35
Lyndsey Broerman, 2004	35
6. Amber Simons, 1992	34
Kim Carpenter, 1998	34
8. Heather Boyan, 2014	33
9. Megan Argabright, 2006	32
Noelle Langenkamp, 2014	32

BLOCK ASSISTS

1. Michelle Mingus, 1991	148
2. Anne Donovan, 1991	124
3. Amber Simons, 1992	119
4. Heather Boyan, 2014	115
5. Amber Simons, 1994	110
Amanda Schiff, 2003	110
7. Lyndsey Broerman, 2004	100
8. Tiffany Elmore, 2010	99
9. Jenna Gideon, 2005	95
10. Megan Argabright, 2005	94

TOTAL BLOCKS

1. Michelle Mingus, 1991	191
2. Amber Simons, 1994	156
3. Amber Simons, 1992	153
4. Anne Donovan, 1991	152
5. Heather Boyan, 2014	148
6. Tiffany Elmore, 2010	139
7. Amanda Schiff, 2003	136
8. Lyndsey Broerman, 2004	135
9. Kim Carpenter, 1998	123
10. Megan Argabright, 2007	121

BLOCKS PER GAME

1. Michelle Mingus, 1991	1.33
2. Amber Simons, 1992	1.23
3. Heather Boyan, 2014	1.20
4. Lyndsey Broerman, 2004	1.19
5. Tiffany Elmore, 2010	1.15
6. Amber Simons, 1994	1.14
7. Amanda Schiff, 2003	1.11
8. Megan Argabright, 2005	1.05
9. Jenna Gideon, 2007	1.04
10. Anne Donovan, 1991	1.03

DIGS

1. Tracy May, 2002	599
2. Roxie Akard, 1993	573
3. Ashley Potts, 2012	571
4. Georgia O'Connell, 2014	556
5. Ashley Potts, 2013	554
6. Tracy May, 2003	541
7. Melissa Starck, 1996	535
8. Kelly Hofmeyer, 2007	528
9. Roxie Akard, 1994	519
10. Ashley Potts, 2011	511

DIGS PER GAME

1. Ashley Potts, 2013	4.90
2. Ashley Potts, 2012	4.72
3. Roxie Akard, 1993	4.66
4. Roxie Akard, 1995	4.64
5. Ashly Miller, 2004	4.54
6. Georgia O'Connell, 2014	4.52
7. Tracy May, 2003	4.43
8. Ashley Potts, 2011	4.29
9. Tracy May, 2002	4.28
Ashly Miller, 2004	4.28

ASSISTS

1. Sara Noe, 2002	1,814
2. Jenni Miller, 1998	1,717
3. Sara Noe, 2000	1,670
4. Caron Blotch, 2003	1,645
5. Julia Noe, 2007	1,592
6. Cindy Bradley, 1991	1,501
7. Karrie Donahue, 1994	1,484
8. Caron Blotch, 2005	1,477
9. Sara Noe, 2001	1,432
10. Julia Noe, 2006	1,385

ASSISTS PER GAME

1. Sara Noe, 2000	14.15
2. Sara Noe, 2002	13.44
3. Caron Blotch, 2003	13.37
4. Caron Blotch, 2004	13.29
5. Sara Noe, 2001	13.02
6. Jenni Miller, 1998	13.01
7. Caron Blotch, 2005	12.96
8. Julia Noe, 2007	12.74
9. Julia Noe, 2006	12.26
10. Melanie Stutsman, 2013	11.64

SERVICE ACES

1. Cindy Bradley, 1991	64
2. Jamie Ritterskamp, 1994	63
3. Lindsey Gould, 2007	61
4. Lindsey Gould, 2009	60
5. Julia Noe, 2006	59
6. Anne Donovan, 1990	58
7. Amber Simons, 1994	55
8. Melissa Starck, 1998	52
Andria Humpert, 1998	52
Amanda Schiff, 2002	52

SERVICE ACES PER GAME

1. Teresa Harrison, 1985	0.58
2. Julia Noe, 2006	0.52
3. Lindsey Gould, 2007	0.49
4. Jamie Ritterskamp, 1994	0.48
Andria Humpert, 1998	0.48
Lindsey Gould, 2009	0.48
7. Ashley Deignan, 2004	0.47
8. Cindy Bradley, 1991	0.46
Crystal Towler, 2005	0.46
10. Michelle Mingus, 1989	0.45

Note: Records are incomplete prior to 1986 season. Minimum of 25 games needed to qualify in categories with averages and minimum 50 attempts needed to qualify in hitting percentage category.

CAREER RECORDS

SETS PLAYED

1. Lindsey Gould (2006-09)	510
2. Kelly Potts (2006-10)	499
3. Jamie Ritterskamp (1994-97)	494
Megan Argabright (2005-08)	494
5. Melissa Starck (1996-00)	492
6. Tracy May (2000-03)	491
7. Amanda Cecil (2001-04)	488
Ashly Miller (2001-04)	488
9. Sarah Rogers (2009-12)	487
10. Jordyn Skinner (2009-12)	484

MATCHES PLAYED

1. Megan Argabright (2005-08)	142
Lindsey Gould (2006-09)	142
Kelly Potts (2006-10)	142
Sarah Rogers (2009-12)	142
5. Jordyn Skinner (2009-12)	141
Ashley Potts (2010-13)	141
Melanie Stutsman (2010-13)	141
Paige Wessel (2010-13)	141
9. Jessie Wagner (2002-05)	137
10. Melissa Starck (1996-00)	136
Amanda Cecil (2001-04)	136
Ashly Miller (2001-04)	136

KILLS

1. Megan Argabright (2005-08)	2,001
2. Jamie Ritterskamp (1994-97)	1,741
3. Jessie Wagner (2002-05)	1,607
4. Crystal Towler (2002-05)	1,467
5. Jordyn Skinner (2009-12)	1,412
6. Natalie Furry (1998-01)	1,357
7. Amanda Schiff (2001-04)	1,345
8. Tara Thomas (1998-01)	1,341
9. Amber Simons (1991-94)	1,300
10. Melissa Starck (1996-00)	1,265

KILLS PER GAME

1. Kim Carpenter (1998-99)	4.11
2. Megan Argabright (2005-08)	4.05
3. Jamie Ritterskamp (1994-97)	3.52
4. Jessie Wagner (2002-05)	3.38
5. Amanda Schiff (2001-04)	3.30
6. Crystal Towler (2002-05)	3.06
7. Natalie Furry (1998-01)	2.99
Jessica Willard (1998-01)	2.99
9. Jenna Gideon (2004-07)	2.94
10. Jordyn Skinner (2009-12)	2.92

TOTAL ATTEMPTS

1. Jamie Ritterskamp (1994-97)	4,515
2. Jessie Wagner (2002-05)	3,907
3. Megan Argabright (2005-08)	3,813
4. Jordyn Skinner (2009-12)	3,719
5. Roxie Akard (1992-95)	3,615
6. Melissa Starck (1996-00)	3,578
7. Tara Thomas (1998-01)	3,447
8. Crystal Towler (2002-05)	3,191
9. Amber Simons (1991-94)	3,134
10. Natalie Furry (1998-01)	3,130

HITTING PERCENTAGE

1. Megan Argabright (2005-08)	.382
2. Paige Wessel (2010-13)	.367
3. Heather Boyan (2011-14)	.365
4. Jenna Gideon (2004-07)	.352
5. Lindsay Williams (2008-11)	.345
6. Amanda Schiff (2001-04)	.339
7. Tiffany Elmore (2008-11)	.332
8. Kim Carpenter (1998-99)	.318
9. Caron Blotch (2003-05)	.317
10. Julia Noe (2005-08)	.316

BLOCK SOLOS

1. Amber Simons (1991-94)	116
2. Megan Argabright (2005-08)	104
3. Michelle Mingus (1988-91)	102
4. Jamie Ritterskamp (1994-97)	92
5. Tiffany Elmore (2008-11)	86
6. Jordyn Skinner (2009-12)	85
7. Heather Boyan (2011-14)	84
8. Megan Argabright (2005-08)	81
9. Jessie Wagner (2002-05)	79
10. Brittany Bowen (2006-09)	76

BLOCK ASSISTS

1. Megan Argabright (2005-08)	362
2. Amber Simons (1991-94)	330
3. Michelle Mingus (1988-91)	297
4. Heather Boyan (2011-14)	292
5. Amanda Schiff (2001-04)	280
6. Noelle Langenkamp (2012-Present)	278
Tiffany Elmore (2008-11)	276
8. Jenna Gideon (2005-07)	252
9. Crystal Towler (2002-05)	245
10. Anne Donovan (1989-91)	234

TOTAL BLOCKS

1. Megan Argabright (2005-08)	466
2. Amber Simons (1991-94)	446
3. Michelle Mingus (1988-91)	399
4. Heather Boyan (2011-14)	376
5. Tiffany Elmore (2008-11)	362
6. Noelle Langenkamp (2012-Present)	360
Amanda Schiff (2001-04)	352
8. Jenna Gideon (2004-07)	310
9. Anne Donovan (1989-91)	303
10. Jamie Ritterskamp (1994-97)	296

BLOCKS PER GAME

1. Michelle Mingus (1988-91)	1.00
2. Amber Simons (1991-94)	0.99
3. Heather Boyan (2011-14)	0.97
4. Megan Argabright (2005-08)	0.94
5. Kim Carpenter (1998-99)	0.90
6. Tiffany Elmore (2008-11)	0.89
7. Amanda Schiff (2001-04)	0.86
8. Lindsay Williams (2008-11)	0.84
9. Jenna Gideon (2004-07)	0.82
10. Anne Donovan (1989-91)	0.81

DIGS

1. Ashley Potts (2010-13)	1,880
2. Roxie Akard (1992-95)	1,871
3. Kelly Hofmeyer (2002-05)	1,761
4. Tracy May (2000-03)	1,727
5. Melissa Starck (1996-00)	1,510
6. Tara Thomas (1998-01)	1,444
7. Sarah Rogers (2009-12)	1,393
8. Amanda Cecil (2001-04)	1,376
9. Jordyn Skinner (2009-12)	1,374
10. Beaven Hill (1997-00)	1,303

DIGS PER GAME

1. Ashley Potts (2010-13)	3.97
2. Roxie Akard (1992-95)	3.96
3. Kelly Hofmeyer (2005-08)	3.52
Tracy May (2000-03)	3.52
5. Melissa Starck (1996-00)	3.07
6. Tara Thomas (1998-01)	3.04
7. Cindy Bradley (1989-91)	2.90
8. Sarah Rogers (2009-12)	2.86
9. Jordyn Skinner (2009-12)	2.84
10. Amanda Cecil (2001-04)	1.82

ASSISTS

1. Melanie Stutsman (2010-13)	5,294
2. Sara Noe (1999-02)	5,172
3. Jenni Miller (1996-99)	4,521
4. Julia Noe (2005-08)	4,369
5. Caron Blotch (2003-05)	4,252
6. Karrie Donahue (1992-96)	3,542
7. Cindy Bradley (1989-91)	2,688
8. Jessica Lucas (2014-Present)	2,143
9. Cindy Wiseman (1991-93)	1,510
10. Kristi Chandler (1994-97)	1,247

ASSISTS PER GAME

1. Caron Blotch (2003-05)	13.20
2. Sara Noe (1999-02)	12.89
3. Melanie Stutsman (2010-13)	11.17
4. Cindy Bradley (1989-91)	10.20
5. Julia Noe (2005-08)	9.97
6. Jenni Miller (1996-99)	9.50
7. Karrie Donahue (1992-96)	8.68
8. Lee Upchurch (1987-90)	5.40
9. Kristi Chandler (1994-97)	5.17
10. Cindy Wiseman (1991-93)	2.68

SERVICE ACES

1. Lindsey Gould (2006-09)	206
2. Melissa Starck (1996-00)	176
3. Jamie Ritterskamp (1994-97)	157
Tara Thomas (1998-01)	157
5. Crystal Towler (2002-05)	148
Sarah Rogers (2009-12)	148
7. Amanda Cecil (2001-04)	145
Megan Argabright (2005-08)	145
9. Jordyn Skinner (2009-12)	144
10. Sara Noe (1999-02)	140

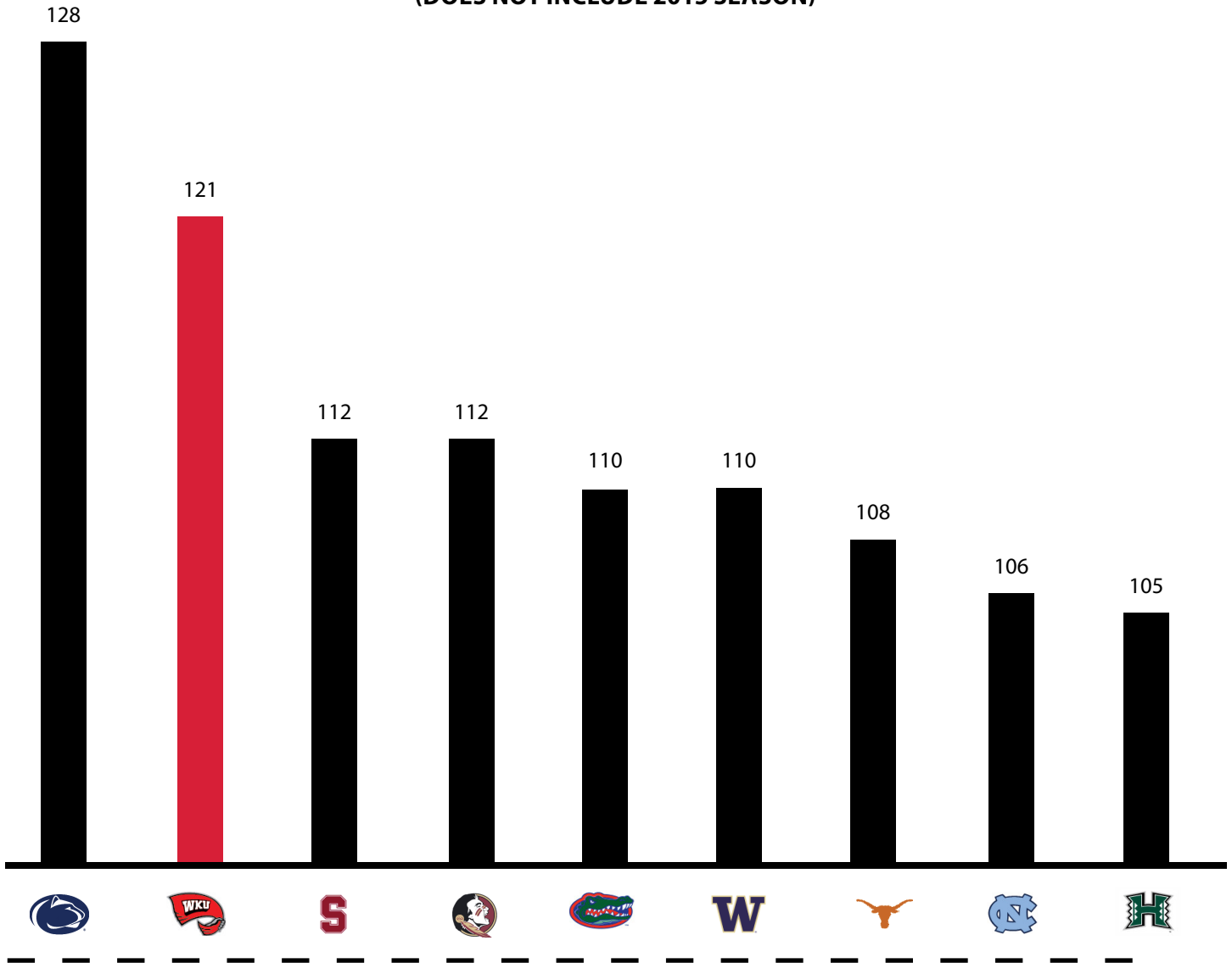
Note: Records are incomplete prior to 1986 season. Minimum of 100 games needed to qualify in categories with averages and minimum 250 attempts needed to qualify in hitting percentage category. No current players included in categories with averages or hitting percentage.

AMONG THE NATION'S BEST

WKU Volleyball has built itself a winning tradition on The Hill. Just looking at the number of wins, stats and accomplishments over the last four years, it's easy to see that Lady Topper volleyball is here to make a statement-- WKU is among the nation's best teams.

MOST WINS IN THE NATION SINCE 2011

(DOES NOT INCLUDE 2015 SEASON)



OVER THE LAST FOUR YEARS

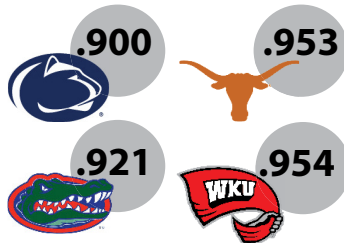
- 3** NCAA Tournament Appearances
- 4** Conference Championships
- 3** Conference Tournament Championships
- 6** AVCA All-America Selections
- 8** AVCA All-Region Selections

OVER THE LAST FOUR YEARS

WKU is **1 of 2** teams with **27 or more wins** in each of the past four seasons.

WKU is **1 of 2** teams to **win 30 or more games** in 3 of the last 4 years.

There are **11** teams with **60 or more conference wins** over the last four seasons.



Of those teams, **4** have a **.900 winning percentage** or better in conference matches.

Only **2 of the 4** teams have won **regular-season league titles** in each of the past four years.



2015 OVERALL STATS

2015 WKU Lady Topper Volleyball WKU Combined Team Statistics (as of Oct 14, 2015) All matches

RECORD:	OVERALL	HOME	AWAY	NEUTRAL
ALL GAMES	19-2	7-1	6-0	6-1
CONFERENCE	6-0	4-0	2-0	0-0
NON-CONFERENCE	13-2	3-1	4-0	6-1

#	Player	sp	Attack				Set		Serve			Dig		Blocking					points			
			k	k/s	e	ta	pct	a	a/s	sa	se	sa/s	re	dig	dig/s	bs	ba	total		blk/s	be	bhe
13	LANGENKAMP, Noelle	74	231	3.12	48	480	.381	9	0.12	1	7	0.01	0	25	0.34	15	50	65	0.88	7	1	272.0
1	LUCAS, Jessica	74	92	1.24	17	226	.332	805	10.88	14	38	0.19	0	205	2.77	7	30	37	0.50	7	13	128.0
21	DELLINGER, Taylor	28	42	1.50	8	104	.327	0	0.00	0	0	0.00	0	13	0.46	2	5	7	0.25	2	0	46.5
16	ENGLE, Sydney	74	138	1.86	40	325	.302	45	0.61	5	10	0.07	1	72	0.97	4	35	39	0.53	6	4	164.5
4	ANDERSON, Rachel	73	133	1.82	44	321	.277	2	0.03	6	22	0.08	0	40	0.55	13	40	53	0.73	4	1	172.0
7	CAVANAUGH, Alyssa	71	250	3.52	92	570	.277	1	0.01	0	0	0.00	0	32	0.45	11	14	25	0.35	2	0	268.0
10	BODWAY, Haley	61	128	2.10	55	361	.202	2	0.03	0	0	0.00	0	22	0.36	12	11	23	0.38	6	0	145.5
11	LISTENBEE, Amara	21	9	0.43	4	29	.172	0	0.00	0	1	0.00	0	4	0.19	0	4	4	0.19	1	0	11.0
24	SCOTT, Jackie	72	2	0.03	2	15	.000	21	0.29	5	14	0.07	3	87	1.21	0	0	0	0.00	0	0	7.0
15	ENGLE, Rachel	74	7	0.09	7	63	.000	28	0.38	14	19	0.19	15	140	1.89	0	3	3	0.04	0	2	22.5
17	GRIMES, Kaelin	74	0	0.00	4	18	-.222	30	0.41	17	17	0.23	19	160	2.16	0	0	0	0.00	0	1	17.0
12	O'CONNELL, Georgia	74	0	0.00	2	5	-.400	25	0.34	15	26	0.20	13	307	4.15	0	0	0	0.00	0	0	15.0
8	MARTIN, Mary	24	0	0.00	1	1	-1.000	4	0.17	0	4	0.00	0	3	0.12	0	0	0	0.00	0	0	0.0
	TEAM	-	-	-	-	-	-	-	-	-	-	-	7	-	-	-	-	-	-	-	-	-
	WKU	74	1032	13.95	324	2518	.281	972	13.14	77	158	1.04	58	1110	15.00	64	192	160.0	2.16	35	22	1269.0
	Opponents	74	828	11.19	450	2570	.147	773	10.45	59	128	0.80	77	964	13.03	43	221	153.5	2.07	34	35	1040.5

Team Statistics	WKU	OPP	Date	Opponent	Score	Score by set	Att.
ATTACK			Aug 28	at #5 Wisconsin	w 3-1	13-25,25-23,25-19,25-19	4394
Kills	1032	828	Aug 29	vs College of Charlesto	w 3-0	25-22,26-24,25-23	0
Errors	324	450	Aug 29	vs Colgate	w 3-0	25-17,25-12,25-15	0
Total Attacks	2518	2570	09/04/2015	vs Tennessee-Martin	w 3-0	25-9,25-7,25-13	0
Attack Pct	.281	.147	09/05/2015	vs Southern Illinois	w 3-1	25-20,20-25,25-16,25-23	0
Kills/Set	13.9	11.2	09/05/2015	vs Dayton	L 0-3	23-25,19-25,25-27	0
SET			Sep 08	APSU	w 3-0	25-13,25-14,25-17	623
Assists	972	773	Sep 11	MISSOURI STATE	L 2-3	25-18,25-22,20-25,21-25,9-15	215
Assists/Set	13.1	10.4	Sep 11	NORTHWESTERN	w 3-0	25-22,27-25,25-21	593
SERVE			Sep 12	FURMAN	w 3-0	25-15,25-15,25-15	445
Aces	77	59	Sep 15	at Belmont	w 3-0	25-11,25-20,26-24	313
Errors	158	128	Sep 18	vs Alabama	w 3-0	25-21,25-22,25-22	122
Aces/Set	1.0	0.8	Sep 18	vs Northern Iowa	w 3-1	25-22,25-15,22-25,25-15	149
SERVE RECEPTIONS			Sep 19	at NIU	w 3-2	25-23,12-25,17-25,25-17,15-7	219
Errors	58	77	*Sep 23	at Marshall	w 3-1	22-25,25-20,25-10,25-13	345
Errors/Set	0.8	1.0	*Sep 25	LATECH	w 3-0	25-15,25-13,25-14	718
Attempts	1299	1568	*Sep 27	FIU	w 3-0	25-21,26-24,25-15	582
Reception Pct	.955	.951	Sep 29	at Lipscomb	w 3-0	25-22,25-17,25-18	0
DEFENSE			*Oct 04	at Middle Tennessee	w 3-1	25-21,25-18,21-25,25-13	610
Digs	1110	964	*Oct 09	UTSA	w 3-1	25-23,16-25,25-22,25-20	1587
Digs/Set	15.0	13.0	*Oct 11	USM	w 3-1	25-16,23-25,25-9,25-17	618
BLOCKING							
Block Solo	64	43					
Block Assist	192	221					
Total Blocks	160.0	153.5					
Blocks/Set	2.2	2.1					
Block Errors	35	34					
Ball handling errors	22	35					
ATTENDANCE							
Total	5381	5881					
Dates/Avg Per Date	8/673	6/980					
Neutral site #/Avg	7/39						
Current win streak	13	-					
Home win streak	6	-					

Record in 3-set matches: 11-1
Record in 4-set matches: 7-0
Record in 5-set matches: 1-1

TV/RADIO ROSTER



1 Jessica Lucas
Freshman | S
Seymour, Ind. | Seymour



4 Rachel Anderson
Freshman | MH
Sturgis, Mich. | Sturgis



7 Alyssa Cavanaugh
Freshman | OH/RS
Louisville, Ky. | Assumption



8 Mary Martin
Freshman | S
Lexington, Ky. | Dunbar



10 Haley Bodway
Junior | OH
Bloomington, Minn. | Jefferson



11 Amara Listenbee
R-Freshman | MH
Beloit, Wis. | Beloit Memorial



12 Georgia O'Connell
Sophomore | DS
Louisville, Ky. | Male



13 Noelle Langenkamp
Junior | MH
Cincinnati, Ohio | Ursuline Academy



15 Rachel Engle
Junior | OH
Floyds Knobs, Ind. | Floyd Central



16 Sydney Engle
Freshman | OH/RS
Floyds Knobs, Ind. | Floyd Central



17 Kaelin Grimes
Sophomore | DS
Louisville, Ky. | Assumption



21 Taylor Dellinger
Freshman | OH
Clarkston, Mich. | Clarkston



24 Jackie Scott
Freshman | OH/DS
Wildwood, Mo. | Lafayette



Travis Hudson
Head Coach
20th Season | WKU, 1994



Kristi Griffin
Assistant Coach
Sixth Season | USI, 2004



Craig Bere
Assistant Coach
First Season | Morehead State, 1995