



# UTSA

2015  
volleyball

Volleyball Contact: Zena Rex | zena.rex@utsa.edu | (956) 739-4878

## 2015 Schedule

Overall: 21-7 | Home: 8-2 | Away: 6-4 | Neutral: 7-1 | C-USA: 12-2

Date	Opponent	Location	Time
8/28	Montana State !	Huntsville, Texas	W, 3-0
8/28	Prairie View A&M !	Huntsville, Texas	W, 3-0
8/29	Sam Houston State !	Huntsville, Texas	W, 3-2
8/29	Tulane !	Huntsville, Texas	W, 3-0
9/3	Texas State #	San Marcos, Texas	L, 3-2
9/4	Indiana #	San Marcos, Texas	W, 3-1
9/5	Texas Southern #	San Marcos, Texas	W, 3-0
9/7	<b>#12 Oregon</b>	<b>Convocation Center</b>	<b>W, 3-1</b>
9/10	<b>Santa Clara</b>	<b>Convocation Center</b>	<b>L, 3-1</b>
9/11	#4 Texas \$	Austin, Texas	L, 3-0
9/11	Iona \$	Austin, Texas	W, 3-0
9/18	TCU %	Dallas, Texas	L, 3-1
9/18	Clemson %	Dallas, Texas	W, 3-2
9/19	(RV) SMU %	Dallas, Texas	L, 3-1
9/25	<b>Middle Tennessee *</b>	<b>Convocation Center</b>	<b>W, 3-0</b>
9/27	<b>North Texas *</b>	<b>Convocation Center</b>	<b>W, 3-0</b>
10/2	UAB *	Birmingham, Ala.	W, 3-0
10/9	#23 WKU *	Bowling Green, Ky.	L, 3-1
10/11	UTEP *	El Paso, Texas	W, 3-0
10/15	at Rice *	Houston, Texas	W, 3-2
10/18	<b>Marshall *</b>	<b>Convocation Center</b>	<b>L, 3-1</b>
10/21	<b>Charlotte *</b>	<b>Convocation Center</b>	<b>W, 3-0</b>
10/25	<b>UTEP *</b>	<b>Convocation Center</b>	<b>W, 3-0</b>
10/30	Florida Atlantic *	Boca Raton, Fla.	W, 3-1
11/1	FIU *	Miami, Fla.	W, 3-1
11/4	<b>Rice*</b>	<b>Convocation Center</b>	<b>W, 3-1</b>
11/6	<b>LA Tech *</b>	<b>Convocation Center</b>	<b>W, 3-0</b>
11/8	<b>UAB *</b>	<b>Convocation Center</b>	<b>W, 3-1</b>
11/12	Southern Miss *	Hattiesburg, Miss.	7 p.m.
11/14	North Texas *	Denton, Texas	1 p.m.
11/20-22	C-USA Championships	San Antonio, Texas	TBA

All home matches are played at the Convocation Center and subject to change.

\* Denotes C-USA match • ! Bearkats Invitational (Hosted by Sam Houston State)

# Delta Zeta Classic (Hosted by Texas State) • \$ Texas Classic (Hosted by Texas)

% SMU Doubletree Invitational (Hosted by SMU)

^ Conference USA Volleyball Championship (Hosted by UTSA)

## This Week

### Match #29-30 • Southern Miss and North Texas

Nov. 12 • Reed Green Coliseum • Hattiesburg, Miss. | Nov. 14 • NT Volleyball Center • Denton, Texas

UTSA will hit the road for its final regular season match-ups as the Roadrunners take on Southern Miss and North Texas this Thursday and Saturday, respectively.

Having clinched the second seed for the 2015 Conference USA Volleyball Championship, the Roadrunners head to Hattiesburg, Miss. with a 21-7 overall record and 12-2 mark in the league.

UTSA has been aggressive on both sides of the net as the Roadrunners rank in the top four in most statistical categories. The Roadrunners are hitting a league second-best .253 and are holding opponents to a .158 clip.

Leading the way is three-time C-USA Offensive Player of the Week Dajana Boskovic as the junior is averaging 4.46 kills per set, which ranks third in the circuit and 16th in the NCAA. She adds 234 digs and 69 blocks to the defense.

Amanda Gonzales aides UTSA's .253 hitting percentage with her 9.33 assists per game. Gonzales has been recognized on three occasions as the league's freshman of the week.

Defensively, Annie Kunes is contributing 3.67 digs per set while Kylie Schott adds 1.03 blocks per set at the net.

Southern Miss (23-9, 10-5 C-USA) welcomes UTSA for its final match of the season on Thursday. The Golden Eagles sit third in the standings and are currently on a two-match win streak.

The Golden Eagles top the country in three statistical categories – team assists, team kills and team total attacks – and rank second in digs. Stephany Purdue leads Southern Miss with a league fifth-best 3.93 kills per set, and add 32 assists, 27 aces, 288 digs and 49 blocks.

Saturday will be the second meeting of the season between North Texas and UTSA. The Roadrunners took the last outing in straight sets. NT is tied for fourth in the league standings with a 9-5 mark and secured its spot at the conference tournament this past Sunday.

The Mean Green's offensive weapon, Carnae Dillard, leads the league and the NCAA in kills per set, points, total attacks, total kills and ranks second in points per set. Dillard has totaled 620 kills (5.49 kps) and 349 digs (3.09 dps) to lead the team.

The Roadrunners will also serve as the hosting site for the 2015 C-USA Volleyball Championships set for Nov. 20-22. The three-day event will take place at the Convocation Center on UTSA's campus.

## 2015 UTSA Volleyball Roster (Bold denotes probable starter)

No.	Name	Cl.	Pos.	Ht.	Hometown	Notes
1	Morgan Broussard	Sr.	S	5-9	Gering, Neb.	Recorded season-best 27 assists against UAB on Senior Day
<b>5</b>	<b>Amanda Gonzales</b>	<b>Fr.</b>	<b>S</b>	<b>5-5</b>	<b>New Braunfels, Texas</b>	<b>Eight matches of 40-plus assists this season</b>
6	Kasey Kiefer	Jr.	OH	6-0	Tempe, Ariz.	Third on team with 2.53 kills per set with 89 digs, 20 blocks
<b>7</b>	<b>Marijeta Runjic</b>	<b>So.</b>	<b>OH</b>	<b>6-4</b>	<b>Trogir, Croatia</b>	<b>16 matches in double-digit kills, avg. 2.99 per set</b>
8	Laura Cruz	Fr.	DS	5-2	Helotes, Texas	Averaging 1.62 digs per set in 15 matches of action
<b>9</b>	<b>Megan Slan</b>	<b>So.</b>	<b>MH</b>	<b>6-0</b>	<b>Leander, Texas</b>	<b>Team-leading 1.05 blocks per set (89) w/1.53 kills per set</b>
<b>11</b>	<b>Annie Kunes (L)</b>	<b>Sr.</b>	<b>DS</b>	<b>5-6</b>	<b>Fontana, Wis.</b>	<b>Ranks 10th in league-only matches with 3.70 digs per set</b>
<b>12</b>	<b>Jordan Kotara</b>	<b>Sr.</b>	<b>MH/OH</b>	<b>6-1</b>	<b>Poth, Texas</b>	<b>Averaging 1.00 kills, 2.08 digs and 0.38 aces per set</b>
<b>15</b>	<b>Kylie Schott</b>	<b>Sr.</b>	<b>MH</b>	<b>6-1</b>	<b>Cypress, Texas</b>	<b>Ranks 55th in NCAA in hitting pct. with .369 clip</b>
16	Shelby Williams	Fr.	DS	5-6	New Braunfels, Texas	Averaging a team fourth-best .246 digs per set with 22 aces
<b>17</b>	<b>Dajana Boskovic</b>	<b>Jr.</b>	<b>OH</b>	<b>6-1</b>	<b>Trebinje, B&amp;H</b>	<b>3x C-USA Off. POW, avg. 4.46 kps w/234 digs, 69 blocks</b>
18	Tessa Dahnert	Jr.	MH	6-0	Cedar Park, Texas	Averaging 1.19 kills and 0.97 blocks per set in 18 matches
20	Jessica Waldrip	Jr.	S	5-10	New Braunfels, Texas	Averaging a team second-best 7.31 assists per set
24	Daniella Villarreal	Jr.	DS	5-5	New Braunfels, Texas	Contributing 2.27 digs per set in 22 matches of action
26	Antonela Jularic	Fr.	OH	6-1	Vrbovec, Croatia	Leads team with 0.30 aces per set which ranks 134th in NCAA



## Quick Facts

### General Information

Name	The University of Texas at San Antonio
Location	San Antonio, Texas
Founded	1969
Enrollment	28,628 (24,342 undergraduate)
Nickname	Roadrunners
School Colors	Navy Blue, White and Orange
Home Arena	Convocation Center / 2,650
Affiliation	Division I
Conference	Conference USA
President	Dr. Ricardo Romo
Director of Athletics	Lynn Hickey
Athletic Department Phone	210-458-4161

### Coaching Staff

Head Coach	Laura Neugebauer-Groff (Texas, '86)
Record at UTSA	254-186 (13 seasons)
Career record	510-248 (21 seasons)
Office Phone	210-458-4196
Assistant Coaches	Pat Stangle (Third season) Danka Danicic (Second season)

### Team Information

2014 overall record	20-9
2014 Conference USA record	15-1 (t-1st)
Final ranking	N/A
Letter winners R/L	11/3
Starters R/L	5 +libero/1

Key returners	D. Boskovic, J. Waldrip, A. Kunes, K. Schott
Key Losses	Dempsey Thornton
Key newcomers	Antonela Jularic, Amanda Gonzales

### Volleyball History

First year	1983
All-time record	603-494
NCAA Postseason appearances	3 (2000, 2010, 2013)
C-USA regular season titles	2 (2013, 2014)
C-USA tournament titles	1 (2013)
Southland Conference championships	3 (1999 regular season; 2000 and 2010 tournament)

### Athletics Communications

Assistant AD/Communications	Kyle Stephens
Email	kyle.stephens@utsa.edu
Associate Director	Brian Hernandez
Email	brian.hernandez@utsa.edu
Assistant Director	Jordan Korphage
Email	jordan.korphage@utsa.edu
Assistant Director (volleyball contact)	Zena Rex
Email	zena.rex@utsa.edu
Cell	(966) 739-4878

## Media

**WE ARE UTSA** | When referencing The University of Texas at San Antonio athletics, please use the acronym UTSA and the nickname Roadrunners. Please refrain from using Texas-San Antonio, UT-San Antonio, UT-SA or any other variation.

**Media Coverage** | The UTSA Athletics Communication Office assists members of the media with their coverage of all Roadrunners sports by providing player and coach interviews, feature ideas, pregame notes and updated statistics.

**Interviews** | All interviews with coaches and student-athletes must be arranged at least 24 hours in advance through volleyball contact Zena Rex. Telephone interviews are available to the media on a "call-back" basis at a time that is convenient for the coach or student-athlete. Post-match interviews with coaches and student-athletes will be conducted on the court following a 10-minute cooling off period.

**Internet Radio Broadcasts** | All of UTSA's home matches are slated to be broadcast live (audio) on goUTSA.com this season. Video streaming (subscription required) will also be available for all home matches.

## Last Time Out

**SAN ANTONIO** — UTSA closed out its home stand Sunday afternoon with a 3-1 (25-11, 25-17, 18-25, 25-22) win over UAB at the Convocation Center.

Dajana Boskovic led all scorers with 23 kills, to go with nine digs and five blocks. Megan Slan added 11 kills and three blocks.

Morgan Broussard and Amanda Gonzales split time at setter with each registering 27 and 14 assists respectively.

Gabby Deshotel led the Blazer's offense with 20 kills and nine digs.

UTSA (21-7, 12-2 C-USA) took the first two sets easily by scores of 25-11 and 25-17. The Roadrunners held the visiting Blazers to a -.087 hitting percentage in the opening set and a -.047 clip in the second.

UAB (9-21, 1-14 C-USA) decided to extend its stay in the Alamo City as they won the third set 25-18. The Blazers led from the start despite five ties early in the frame. A miscue by UAB drew the final tie at 10 but the Blazers rallied with four straight points and never looked back.

The Roadrunners secured the match to extend their win streak to six straight with a 25-22 fourth-set win. The score tied early in the frame but the Roadrunners pulled away after a tie at four off a Megan Slan kill. UTSA then scored three straight to lead 7-4 and did allow UAB to come within more than one.

UTSA will hit the road for its final two matches of the regular season. The Roadrunners will match-up with Southern Miss on Nov. 12 and will end its road trip in Denton with North Texas on Nov. 14.

### National Poll

#### AVCA Division I Coaches Preseason Poll (Nov. 9, 2015)

School	Total Points	'15 Record	'14 Final Rank
1. Penn State (35)	1551	23-2	1
2. Southern California (23)	1542	25-1	2
3. Washington (6)	1490	22-2	3
4. Minnesota	1404	21-3	4
5. Texas	1323	20-2	5
6. Stanford	1216	17-5	7
7. Hawaii	1200	22-1	6
8. Nebraska	1161	20-4	8
9. UCLA	1123	20-4	9
10. Kansas	1073	22-1	10
11. Wisconsin	961	18-6	13
12. BYU	870	21-3	14
13. Colorado State	779	21-3	15
14. Ohio State	687	20-6	12
15. Florida	681	18-5	11
16. Illinois	577	17-8	18
17. Purdue	572	18-7	16
18. Kentucky	460	18-7	21
19. Arizona	406	16-10	19
20. Florida State	380	19-6	17
21. Arizona State	366	18-7	20
22. Louisville	253	19-5	22
23. San Diego	194	18-7	22
24. WKU	122	26-3	24
25. North Carolina	94	15-8	NR

**Others receiving votes:** Arkansas State 71; SMU 69; Texas A&M 62; Michigan 46; Long Beach State 21; Creighton 14; Colorado 11; Missouri 11

### NCAA National Team Rankings - As of Nov. 8

Leader	Statistic	UTSA
Murray St.	Opp hitting percentage	19
Florida	Hitting percentage	41
Southern California	Match W-L pct.	43
Manhattan	Team aces	47
Southern Miss	Team kills	50
Syracuse	Team blocks	50
Southern Miss	Team assists	53
Rider	Team digs	56
Manhattan	Aces per set	61
Hawaii	Blocks per set	75
USC Upstate	Digs per set	82
Boise St.	Kills per set	86
Boise St.	Assists per set	92

### Roadrunners Trends

At Convocation Center	8-2
On the road	6-4
At a neutral site	7-1
Last 5 matches	5-0
Against ranked opponents	1-2
Longest win streak	7
Longest losing streak	2

### Scoreboard

Up 1-0	17-1
Up 2-0	13-0
Up 2-1	9-0
Tied 1-1	8-5
Tied 2-2	3-1
Down 0-1	4-6
Down 0-2	0-2
Down 2-1	0-6
In August	4-0
In September	7-5
In October	6-2
In November	4-0
On Sundays	5-1
On Mondays	1-0
On Tuesdays	0-0
On Wednesdays	2-0
On Thursdays	1-2
On Fridays	9-3
On Saturdays	3-1

UTSA - More kills in match	19-0
Opp. - More kills in match	2-7
Tied	0-0

UTSA - More assists in match	19-1
Opp. - More assists in match	2-6
Tied	0-0

UTSA - More digs in match	16-4
Opp. - More digs in match	4-3
Tied	1-0

UTSA - More aces in match	15-1
Opp. - More aces in match	4-3
Tied	2-3

UTSA - More blocks in match	16-3
Opp. - More blocks in match	4-3
Tied	1-1

### Double-Doubles

<b>Boskovic</b>	26 kills, 11 digs at SHSU
	25 kills, 18 digs vs. Texas State
	11 kills, 10 digs vs. Indiana
	21 kills, 16 digs vs. Oregon
	11 kills, 13 digs vs. North Texas
	11 kills, 10 digs at UAB
	15 kills, 13 digs at #23 WKU
	17 kills, 11 digs at UTEP
	19 kills, 17 digs at Rice
	29 kills, 25 digs at Florida Atlantic
	21 kills, 11 digs at FIU
	27 kills, 13 digs vs. Rice
<b>Waldrip</b>	50 assists, 10 digs at SHSU
<b>Jularic</b>	14 kills, 12 digs vs. Clemson
<b>Gonzales</b>	49 assists, 10 digs vs. Clemson
	29 assists, 10 digs vs. SMU
	17 assists, 10 digs vs. North Texas
	37 assists, 12 digs at #23 WKU
	40 assists, 17 digs at Rice
	40 assists, 12 digs vs. Marshall
	41 assists, 10 digs vs. Charlotte
	49 assists, 17 digs at Florida Atlantic
	44 assists, 19 digs at FIU
	52 assists, 14 digs vs. Rice
<b>Kiefer</b>	11 kills, 10 digs at UTEP
	12 kills, 11 digs vs. Charlotte

### Nationally Ranked

Matches thru Nov. 8

Name	Rank	Value
Boskovic (kills per set)	16	4.46
Boskovic (points per set)	16	5.07
Boskovic (attacks per set)	50	11.16
Boskovic (points)	50	441.0
Boskovic (total kills)	53	388
Boskovic (total attacks)	116	971
Slan (blocks per set)	147	1.05
Schott (hitting pct.)	61	.364

### NCAA RPI Rankings

Oct. 5 - 97	Nov. 9 - 77
Oct. 11 - 88	
Oct. 19 - 95	
Oct. 26 - 97	
Nov. 2 - 85	

### Court Notes

#### Roadrunners picked second in CUSA Poll

UTSA was selected to finish second in the 2015 Conference USA Volleyball Preseason Poll, voted upon the league's coaches, it was announced July 30.

Coming off their second consecutive regular season title and fifth consecutive 20-plus win

season, UTSA was selected behind WKU, who shared the crown with UTSA last fall.

Dajana Boskovic and Jessica Waldrip also make their second appearance on the preseason all-conference team. Both were first team all-conference honorees in 2014 while Waldrip was tabbed the league's setter of the year.

#### Hot streaks

Combined with the 2013 and 2014 season, UTSA won 22 consecutive regular season Conference USA matches, for the all-time league record. Tulsa held the previous record of 20, set in 2010.



## Conference USA Preseason Team and Poll

Name	School	Pos.	Yr.
Katarina Stepanovic	Florida Atlantic	MB	Sr.
Ally Kiekoover	Marshall	MB	Jr.
Chelsea Ross	Middle Tennessee	OH	Sr.
Carnae Dillard	North Texas	OH	Sr.
Chelsey Harris	Rice	RS	Jr.
Leah Mikesky	Rice	OH	R.Jr.
Mary Pursell	Southern Miss	L/DS	Sr.
Dajana Boskovic	UTSA	OH	Jr.
Jessica Waldrip	UTSA	S	Jr.
Alyssa Cavanaugh	WKU	OH	So.
Jessica Lucas	WKU	S	So.
Noelle Langenkamp	WKU	MH	Sr.

**C-USA Volleyball Preseason Player of the Year:** Carnae Dillard, UNT

### 2015 Conference USA Volleyball Preseason Poll

1. WKU
- 2. UTSA**
3. Rice
4. North Texas
5. Florida Atlantic
6. Southern Miss
7. Marshall
8. Middle Tennessee
9. FIU
10. Charlotte
11. UTEP
12. UAB
13. Louisiana Tech



### Stat Leaders

*Overall conference individual leaders - As of Nov. 10*

Category	No.	Avg./S
<b>Hitting Percentage</b>		
5. Kylie Schott	(162-32-357)	.364
6. Megan Slan	(130-34-266)	.361
<b>Kills</b>		
3. Dajana Boskovic	388	4.46
<b>Assists</b>		
5. Amanda Gonzales	560	9.33
<b>Service Aces</b>		
6. Antonela Jularic	23	0.30
10. Amanda Gonzales	17	0.28
<b>Blocks</b>		
6. Megan Slan	89.0 (10-79)	1.05
7. Kylie Schott	95.0 (12-83)	1.03
<b>Points</b>		
3. Dajana Boskovic	441.0 (388K-14SA-69B)	5.07

*Conference only leaders - As of Nov. 8*

Category	No.	Avg./S
<b>Hitting Percentage</b>		
7. Kylie Schott	(75-18-171)	.333
9. Dajana Boskovic	(228-60-509)	.330
<b>Kills</b>		
3. Dajana Boskovic	228	4.75
<b>Assists</b>		
4. Amanda Gonzales	463	9.85
<b>Service Aces</b>		
4. Antonela Jularic	15	0.37
8. Amanda Gonzales	13	0.28
10. Shelby Williams	12	0.27
<b>Blocks</b>		
4. Megan Slan	53.0 (7-46)	1.13
<b>Digs</b>		
10. Annie Kunes	185	3.70
<b>Points</b>		
2. Dajana Boskovic	263.5 (228K-9SA-46B)	5.49

### Standings - As of Nov. 10

Team	Conference			Overall		
	W	L	Pct.	W	L	Pct.
^WKU	13	1	.929	26	3	.897
^UTSA	12	2	.857	21	7	.750
^Southern Miss	10	5	.667	23	9	.719
^Rice	9	5	.643	19	9	.679
^North Texas	9	5	.643	17	12	.586
^Florida Atlantic	8	6	.571	16	10	.615
FIU	7	7	.500	13	12	.520
Marshall	6	8	.429	15	12	.556
Middle Tennessee	6	8	.429	8	20	.286
Charlotte	5	9	.357	8	17	.320
Louisiana Tech	3	11	.214	10	18	.357
UTEP	3	11	.214	9	20	.310
UAB	1	14	.067	9	22	.290

^ qualified for C-USA Tournament

### Team Comparison

*As of Nov. 10*

Leader	Overall Statistic	UTSA
WKU - .288	Hitting percentage	2nd - .253
WKU - .150	Opponent hitting percentage	2nd - .158
Rice - 13.54	Assists	5th - 12.48
Rice - 14.36	Kills	5th - 13.39
FIU - 2.53	Blocks	4th - 2.33
Charlotte - 1.54	Service Aces	2nd - 1.45
UTEP - 17.33	Digs	4th - 15.87
Leader	Conference-only Statistic	UTSA
WKU - .305	Hitting percentage	2nd - .265
WKU - .151	Opponent hitting percentage	2nd - .152
Rice - 13.75	Assists	3rd - 13.22
Rice - 14.61	Kills	3rd - 14.22
Charlotte - 2.62	Blocks	4th - 2.37
UTSA - 1.54	Service Aces	1st
Southern Miss - 16.85	Digs	3rd - 16.18

**C-USA Players of the Week**

Week 1 - Aug. 31

Offensive - Noelle Langenkamp, WKU

**Defensive - Kylie Schott, UTSA**

Setter - Madison McDaniel, Rice

Freshman - Gabriela Martin, FAU

Week 2 - Sept. 8

Off. - Stephany Purdue, USM; Carnae Dillard, NT

Defensive - Mary Pursell, Southern Miss

Setter - Madison McDaniel, Rice

Freshman - McKay Kyle, Rice

Week 3 - Sept. 14

Offensive - Leah Mikesky, Rice

Defensive - Allie Kellerman, Marshall

Setter - Madison McDaniel, Rice

Freshman - Gabriela Martin, FAU

Week 4 - Sept. 21

Offensive - Carnae Dillard, NT

Defensive - Kimberly Vaio, Rice

Setter - Jessica Lucas, WKU

Freshman - Zahria Ri'chard, UAB

Week 5 - Sept. 28

Offensive - Abreia Epps, Charlotte

Defensive - Portia Okafor, Rice

Setter - Julianna Dole, Rice

Freshman - Rachel Anderson, WKU

Week 6 - Oct. 5

Offensive - Carnae Dillard, NT; Stephany Purdue, USM

Defensive - Mary Pursell, USM

Setter - Jessica Lucas, WKU

Freshman - Julianna Dole, Rice

Week 7 - Oct. 12

Offensive - Chelsea Ross, MT; Carnae Dillard, NT

Defensive - Georgia O'Connell, WKU

Setter - Delaney Taylor, MT

**Freshman - Amanda Gonzales, UTSA**

Week 8 - Oct. 19

Offensive - Carnae Dillard, NT

Defensive - Allie Kellerman, Marshall

Setter - Jessica Lucas, WKU

Freshman - Sarah Bell, USM

Week 9 - Oct. 26

**Offensive - Dajana Boskovic, UTSA**

**Defensive - Dani Villarreal, UTSA;** Sarah Villa, UTEP

Setter - Madison McDaniel, Rice

**Freshman - Amanda Gonzales, UTSA**

Week 10 - Nov. 2

**Offensive - Dajana Boskovic, UTSA**

Defensive - Jacqueline Lux, MT

Setter - Madison McDaniel, Rice

**Freshman - Amanda Gonzales, UTSA**

Week 11 - Nov. 9

**Offensive - Dajana Boskovic, UTSA**

Defensive - Mary Pursell, Southern Miss

Setter - Lindsey Larson, UTEP

Freshman - Sarah Bell, Southern Miss

**Scouting the Opponent**

**Southern Miss • November 12 • 6 p.m.**

- All-time record against Southern Miss: 5-0

- Last meeting: Nov. 2, 2014 in San Antonio, Texas; W, 3-0 (25-16,25-22,25-13)

- In the last meeting with Southern Miss, the Roadrunners took down the Golden Eagles in straight sets for the win. Dajana Boskovic led the unit with 12 kills, to go with four digs and three blocks. Jessica Waldrip added 34 assists with two aces, five digs and a pair of blocks. As a team, UTSA hit .301 and held Southern Miss to a .041 attack percentage.

- Southern Miss clinched its berth to the Conference USA Volleyball Championship on Nov. 6, two days after the Roadrunners clinched their spot.

- The Golden Eagles welcome the Roadrunners with a 23-9 overall record and 10-5 mark in Conference USA. Thursday's match will be the final regular season match-up for Southern Miss and are on a two-match win streak with wins over Charlotte and Marshall.

- Southern Miss picked up a pair of player of the week accolades with Mary Pursell earning defensive player of the week and Sarah Bell freshman of the week. Pursell collected 52 digs on back-to-back 20-plus performances. She finished the week averaging 6.50 digs per frame. Bell closed out the weekend with 11.12 assists, 1.62 kills and 2.00 digs per set.

- Southern Miss tops the country in three statistical categories - team assists, team kills and team total attacks; and rank second in digs.

- Stephany Purdue leads the Golden Eagles charge averaging a league fifth-best 3.93 kills per set, with 32 assists, 27 aces, 288 digs and 49 blocks.

- Southern Miss' other offensive weapon is Kylie Grandy who has totaled almost one-third of the team's aces with 50, which leads the league and ranks sixth in the NCAA.

**North Texas • November 14 • 1 p.m.**

- All-time record against North Texas: 16-7

- Last meeting: Sept. 27, 2015 in San Antonio, Texas; W, 3-0 (25-18,25-15,25-16)

- UTSA and North Texas met earlier in the season as the Roadrunners swept the Mean Green in straight sets. Kasey Kiefer led the team with 15 kills for a .343 hitting percentage. Dajana Boskovic added 11 kills and Kylie Schott 10. UTSA hit .396 as a team and held North Texas to a .170 clip.

- North Texas is tied for fourth in the league standings with a 9-5 mark and secured a spot at the conference tournament on Sunday, Nov. 8, along with Rice and Florida Atlantic.

- The Mean Green are 17-12 on the year and will take on Middle Tennessee before facing UTSA in its final regular season match-up. NT wrapped up last week with a four-set victory over FIU and dropped a five-set decision to fellow Florida school Florida Atlantic.

- North Texas follows Southern Miss closely behind in the national rankings as the Mean Green are fourth in the NCAA in team assists and sixth in team kills. Both rank third in Conference USA.

- San Antonio native Carnae Dillard leads the Mean Green with 620 kills (5.49 kps) and 349 digs (3.09 dps), and adds 16 aces and 51 blocks. Dillard leads the NCAA in kills per set, points, total attacks, total kills, and ranks second in points per set.

- NT is hitting .235 as a team and is helped by Amy Henard's 9.25 assists per set. Henard also adds a team-leading 0.23 service aces per set.

- Defensively, NT is 46th in the NCAA in total digs with 1673 and has three players with 200-plus digs.

- At the net, Amanda Chamberlain leads the team with 80 blocks, averaging 0.84 blocks per set.



## Court Notes

### We've got the keys

UTSA will return five of its starting six, plus libero, for the 2015 season. Highlighting the returning squad is Conference USA Setter of the Year and All-American Jessica Waldrip and all-conference selections Dajana Boskovic, Annie Kunes and Kylie Schott.

Reigning C-USA Coach of the Year Laura Groff will have one slot to fill with the graduation of outside Dempsey Thornton.

### The more the merrier

Head coach Laura Neugebauer-Groff adds four to the 2015 roster - all true freshman. The Roadrunners will welcome Antonela Jularic (OH), Amanda Gonzales (S), Laura Cruz (DS) and Shelby Williams (DS).

Jularic hails from Croatia where she most recently played in the Youth World Championships in Estonia. The 6-1 outside hitter was also a member of the Croatian Youth National and Senior National Teams.

Gonzales, Cruz and Williams all come to UTSA from the San Antonio/New Braunfels area.

### Make it 15

The Roadrunners have now opened each of their last 15 campaigns on the road. The last time UTSA opened at home was during the 2000 season when it hosted the UTSA/Hampton Inn Invitational.

Since then, the Roadrunners have headed to Wyoming, Illinois, North Carolina, Kansas, Idaho, Tennessee, Louisiana and have even stayed within the friendly confines of the Lone Star State to kick off their campaigns.

### Season openers

In the program's 32 years of existence, the Roadrunners have gone 13-19 in season openers. In the last five seasons, UTSA is 3-2, and in 2014 won the season opener against Tulane at the Texas A&M Invitational in College Station.

### Tough competition

The AVCA announced its preseason poll for the 2015 campaign and UTSA will face two opponents ranked in the top-25. Texas checked in at No. 3 and received one first-place vote while Oregon was picked No. 13. The Roadrunners will host the Ducks on Sept. 7 for the home opener.

### One at a time

During the 2014 season, UTSA won 15 consecutive matches during the regular season, which was the second longest win streak in program history. The program record of 16 was set in 1999 when the Roadrunners finished 22-7. The streak ended for the Roadrunners on November 13 when they traveled to North Texas and went down in straight sets.

1999 - 16 consecutive wins (22-7)

2014 - 15 consecutive wins (20-9)

2000 - 15 consecutive wins (24-9)

2010, 2011 - 12 consecutive wins

### Milestone 500

At the conclusion of the 2014 season, head volleyball coach Laura Neugebauer-Groff wrapped up her 21st season coaching with a 489-241 career record and is 11 wins away from reaching her 500th career win. Fourteen of her 21 seasons coaching have come at UTSA with another eight at Division II St. Mary's.

In 2010, Neugebauer-Groff reached her 400th career win against McNeese State in a 3-2 decision.

### Among the best

Head coach Laura Neugebauer-Groff enters her 14th season at the helm of the Roadrunners volleyball program and 22nd overall in 2015. Among all coaches at the Division I level, Neugebauer-Groff is the 26th winningest coach (by wins) with 489 and is the 45th winningest coach (by percentage) with a 67 percent winning percentage.

### Program 600

Since its inception in 1983, UTSA has compiled a 582-487 overall record. The Roadrunners are 18 wins away from reaching the program's 600th win. Let the countdown begin!

### On the watch

Senior Kylie Schott already ranks in the all-time record books in block assists and total blocks but is nine block solos away from cracking into the top-10. Schott has totaled 41 block solos through three seasons.

### Reaching new heights

The Roadrunners set a program record on Aug. 28 when they swept Prairie View A&M at the Bearkats Invitational. UTSA hit a whopping .573 which surpassed the previous mark of .536 set on Sept. 19, 2013 against Mississippi Valley

State. Seven Roadrunners hit above .500.

### Trio standouts at Bearkats Invite

UTSA captured its first tournament title since the 2013 season (Hilton Mavericks Classic) at the 27th Bearkats Invitational hosted by Sam Houston State. Kylie Schott was tabbed the MVP while Jessica Waldrip and Dajana Boskovic were named to the all-tourney team.

### Schott tabbed DPOW

Kylie Schott hit .532 (28-3-47) over the weekend at the Bearkats Invitational and was recognized as the tournament most valuable player. Schott in turn was recognized as the league's first defensive player of the week.

She tallied 11 kills with six blocks against Sam Houston and helped lead the team to a 3-2 win over the Bearkats, their first since 2013 snapping a 16-home match win streak.

### Power 5, power down

UTSA squared off with Big Ten Indiana for the first time in school annals at the Delta Zeta Classic and notched a 3-1 victory over the Hoosiers. The win marked a program first for a win over a Big Ten school.

### Duo recognized on all-tournament team

After leading the Roadrunners to a 2-1 weekend, Dajana Boskovic and Marijeta Runjic led UTSA to a second-place finish at the DZ Classic and earned a spot on the all-tournament team. Boskovic notched double figure kills in all three matches, including a season-best of 25 against Texas State.

### Going down in history

Three days after posting a first-ever win over a Big Ten opponent, UTSA upset No. 12 Oregon, 3-1, at the Convocation Center in front of the program's sixth-best crowd (1,051).

The Roadrunners dropped the first set 25-19, but bounced back winning the last three sets. Dajana Boskovic led the team with 21 kills and 16 digs for her fourth double-double of the season.

### On the way to the top

After the second-best start in program history, the Roadrunners have added three more accomplishments to the 2015 season. UTSA has now earned wins against three Power 5 programs.

The first came against Indiana at the Delta Zeta

## Convocation Center



- Built in 1975, the Convocation Center features a permanent maple hardwood court that measures 17,900 square feet and seating that accommodates 4,080 spectators.
- The “Convo” hosted the 1993 United States Olympic Festival Volleyball Tournament, 1998 NORCECA World Volleyball Championships, 2002 WBCA All-Star Game and 2004 Nike Hoops Summit.
- It has been the home of UTSA’s volleyball team since 1989.
- Nine of the top 10 crowds in program history have come during the 12-year Laura Neugebauer-Groff era.

### Top-10 Crowds

1.	1,612	vs. Texas State	Nov. 10, 2011	6.	1,051	vs. #12 Oregon	Sept. 7, 2015
2.	1,537	vs. McNeese State	Oct. 14, 2009	7.	987	vs. Baylor	Sept. 20, 2014
3.	1,330	vs. Texas State	Nov. 12, 2009	8.	923	vs. Rice	Aug. 28, 2013
4.	1,150	vs. Florida	Nov. 13, 1999	9.	918	vs. Rice	Oct. 20, 2014
5.	1,105	vs. Tulsa	Nov. 17, 2013	10.	863	vs. Texas State	Nov. 22, 2003

Classic and was followed by an upset over then-No. 12 Oregon at the Convocation Center. The final came this past weekend at the SMU Doubletree Invitational when the Roadrunners defeated Clemson (ACC) in five sets.

#### It’s flu season

Tuesday’s Conference USA opener against Rice (Sept. 22) was rescheduled due to Rice’s team coming down with a stomach virus. A date has yet to be determined for a make up date.

#### Milestone 500

Head coach Laura Neugebauer-Groff reached yet another milestone on Sunday, Sept. 27, when she led her team to a sweep of North Texas. Neugebauer-Groff is now 500-246 for her career.

Prior to taking over the reigns at UTSA, Neugebauer-Groff was the head coach at Division II St. Mary’s.

#### Schedule changes

Due to Rice’s volleyball team coming down with a stomach virus for the Sept. 22 match, the entire home and home series was rescheduled.

The series will open in Houston on Oct. 15 with a 4 p.m. start time and the following match will take place on Nov. 4 at 6 p.m. in San Antonio.



UTSA will be the host site for the 2015 Conference USA Volleyball Championships set for November 20-22.

The eight-team, single elimination tournament will be held at the Convocation Center Friday through Sunday. Western Kentucky won the tournament crown in 2014 after earning a share of the regular season title with the Roadrunners.

The 2015 edition of the event will mark the first time UTSA will play host to a Conference USA championship in any sport.

The last time UTSA hosted a conference tournament was back in 2012 in the Roadrunners first and only season in the Western Athletic Conference.



# 2015 VOLLEYBALL CHAMPIONSHIP BRACKET

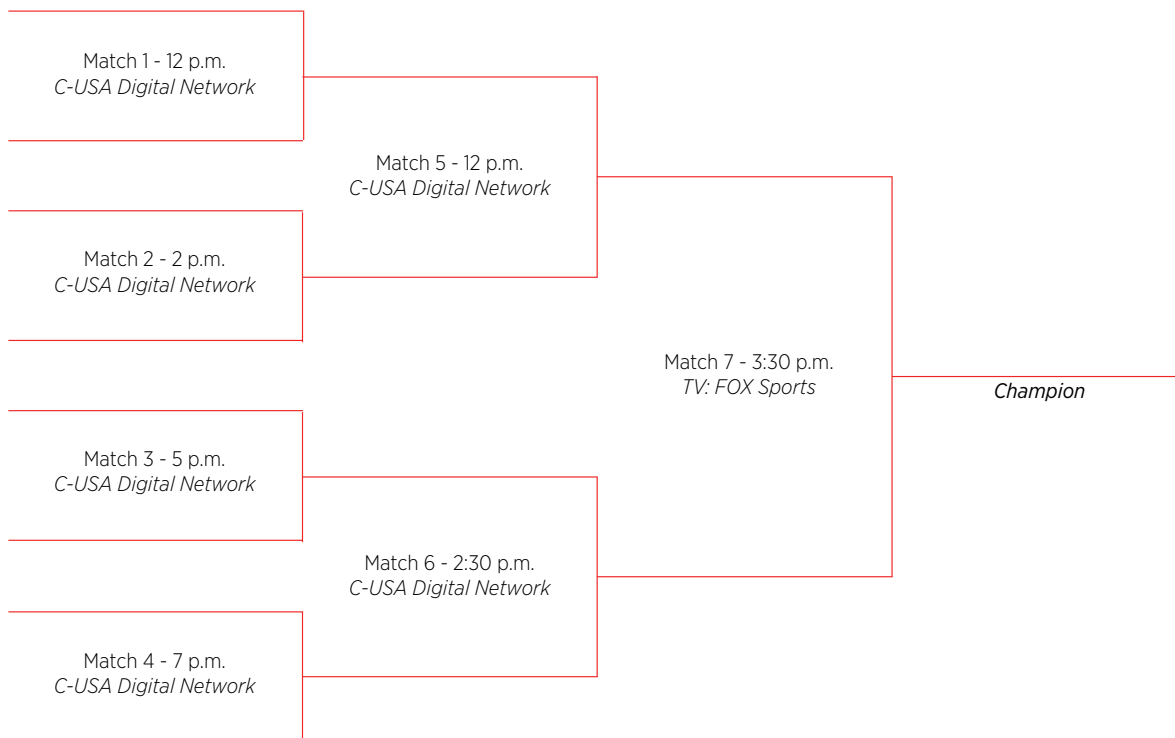
#CUSAVB #CUSACHAMP

**EVENT INFO**  
November 20-22  
San Antonio, Texas  
Hosted by UTSA

**Quarterfinals**  
Friday, Nov. 20

**Semifinals**  
Saturday, Nov. 21

**Championship Match**  
Sunday, Nov. 22



All times Central  
Subject to Change

### Dig Pink match Oct. 25

UTSA will be hosting its annual Dig Pink match on Oct. 25 when the team welcomes UTEP. Each year, money is raised and all donations go to cancer research across the country.

### Let the countdown begin

Junior Dajana Boskovic is 35 kills away from reaching her 1,000th kill at UTSA. She reached double figures this past weekend at WKU and UTEP as has posted double digits 13 times this season. As of Oct.12, Boskovic has 965 career kills.

**UPDATE:** After the Rice and Marshall matches, Boskovic is now 11 kills away from reaching 1,000.

### Gonzales tabbed C-USA Freshman of the Week

Gonzales helped UTSA to a split weekend against then-No. 23 WKU and UTEP en route to being named the league's freshman of the week.

The New Braunfels native averaged 8.14 assists per set and collected her fourth double-double of the year with 37 assists and 12 digs against WKU.

### Boskovic reaches 1,000th career kill

In the third set of the Roadrunners contest against Charlotte, Dajana Boskovic registered her 1,000th career kill to put UTSA up 16-13. She finished the night with 12 kills and .524 hitting percentage. The junior outside will head into Sunday's match with 1,001 kills.



**Trio earn weekly C-USA honors**

After leading the Roadrunners to a 2-0 week which moved UTSA to second in the league standings, juniors Dajana Boskovic and Daniella Villarreal, and freshman Amanda Gonzales were recognized by the league office with its weekly honors.

Boskovic was named offensive player of the week. She averaged 4.17 kills per set, to go with 2.00 digs, 0.83 blocks and 0.67 aces per frame. Boskovic started the week with 12 kills against Charlotte and record her 1,000th career kill in the final set to lead UTSA to a sweep of the 49ers. She then followed that performance with 13 kills and a career-best three aces against UTEP.

Daniella Villarreal was named co-defensive player of the week as she totaled 41 digs, averaging 6.83 per set. Villarreal set a season-best of 16 against Charlotte and then shattered that with a career-best 25 against the Miners.

Setter Amanda Gonzales picked up her second freshman of the week honor as she registered 85 of the team's 88 assists and averaged 14.17 per frame. She has recorded 40-plus assists through four straight matches and notched her seventh double-double versus Charlotte with 41 assists and 10 digs.

**UTSA captures 600th all-time program win**

On November 1, in a 3-1 victory over FIU, the UTSA volleyball team captured the program's 600th all-time win and was the 18th win of the season. It marked the third milestone reached by the team with head coach Laura Neugebauer-Groff notching her 500th career win and Dajana Boskovic recording her 1,000th career kill.

**Boskovic, Gonzales repeat as C-USA POW**

With another perfect week in the books, UTSA held onto its second place spot in the standings as Dajana Boskovic and Amanda Gonzales repeated as offensive and freshman of the week, respectively.

Boskovic registered a career high 29 kills in a four-set win over Florida Atlantic and then followed with 21 winners against FIU. She also had double-doubles in each of the matches to bring her season total to 11.

Gonzales continues with her impressive freshman campaign as she's now recorded six consecutive matches of 40-plus assists. She matched a season-best of 49 against FAU and averaged 11.62 assists per set.

**UTSA punches ticket to Conference USA Volleyball Tournament**

As the host of the 2015 Conference USA Volleyball Tournament, UTSA punched its ticket on Wednesday with a 3-1 victory over Rice at the Convocation Center. It was the second time Rice and the Roadrunners squared off in 2015 with UTSA taking both meetings. Only six spots remain with nationally ranked WKU leading the pack with an 11-1 C-USA record.

**Boskovic picks up third straight C-USA Offensive POW nod**

Boskovic led UTSA to another perfect week and helped the Roadrunners secure a spot at the Conference USA Volleyball Championship for her third straight offensive player of the week nod. She totaled 64 kills over three matches for a 5.82 average. Boskovic also added two more matches of 20-plus kills to move her season total to seven and registered a double-double against Rice (27 kills, 13 digs) to bring her total to a team-leading 12.

After Friday's stellar performance, she followed with 14 kills against Louisiana Tech and another 23 against UAB. She closed out the week hitting .333 with 2.45 digs and 1.09 blocks per frame.



## INDIVIDUAL RECORDS

### KILLS

Match: 40 - Tamara Luckemeyer vs. UT Arlington (Oct. 27, 1998)  
 3 sets: 26 - Two players (last on Nov. 9, 2004)  
 4 sets: 35 - Tamara Luckemeyer vs. Texas State (Oct. 23, 1998)  
 5 sets: 40 - Tamara Luckemeyer vs. UT Arlington (Oct. 27, 1998)  
 Season: 653 - McKenzie Adams (2013)  
 Career: 2,034 - Tamara Luckemeyer (1996-2000)

### ATTACK ATTEMPTS

Match: 81 - McKenzie Adams (Oct. 18, 2013)  
 3 sets: 59 - Tamara Luckemeyer vs. McNeese State (Oct. 22, 1999)  
 4 sets: 74 - Stacy Schmidt at Stephen F. Austin (Sept. 15, 2000)  
 5 sets: 81 - McKenzie Adams (Oct. 18, 2013)  
 Season: 1,575 - McKenzie Adams (2013)  
 Career: 5,159 - Meagan Daniel (2003-06)

### ATTACK PERCENTAGE

Match (20 att.): .762 - McKenzie Adams at McNeese State (Oct. 8, 2011)  
 Season (100 att.): .385 - Kylie Schott (2014)  
 Career (1500 att.): .383 - Leslie Dodson (1989-92)

### ASSISTS

Match: 88 - Natasha Biggers vs. UT Arlington (Oct. 27, 1998)  
 3 sets: 64 - Natasha Biggers vs. McNeese State (Oct. 22, 1999)  
 4 sets: 78 - Natasha Biggers at Lamar (Sept. 29, 2000)  
 5 sets: 88 - Natasha Biggers vs. UT Arlington (Oct. 27, 1998)  
 Season: 1,597 - Natasha Biggers (2000)  
 Career: 5,440 - Natasha Biggers (1997-2000)

### SERVICE ACES

Match: 8 - Tamin Uthoff vs. Texas-Pan American (Sept. 29, 1989)  
 3 sets: 6 - Two players (last on Sept. 10, 1995)  
 4 sets: 8 - Tamin Uthoff vs. Texas-Pan American (Sept. 29, 1989)  
 5 sets: 7 - Cristela Perez vs. McNeese State (Nov. 21, 1996)  
 Season: 84 - Tamin Uthoff (1990)  
 Career: 227 - Tamin Uthoff (1987-90)

### DIGS

Match: 42 - Erin McMillan vs. Texas State (Nov. 9, 2006)  
 3 sets: 29 - Audrey Hiser vs. UT Arlington (Oct. 13, 2007)  
 4 sets: 34 - Three players (last on Nov. 16, 2007)  
 5 sets: 42 - Erin McMillan vs. Texas State (Nov. 9, 2006)  
 Season: 734 - Erin McMillan (2006)  
 Career: 2,280 - Kelsey Jewasko (2008-11)

### BLOCK SOLOS

Match: 6 - Victoria Prior at Prairie View A&M (Sept. 14, 2007)  
 Season: 63 - Carla Dewey (1995)  
 Career: 198 - Carla Dewey (1993-96)

### BLOCK ASSISTS

Match: 11 - Two players (last on Oct. 9, 1999)  
 Season: 132 - Carla Dewey (1995)  
 Career: 402 - Carla Dewey (1993-96)

### TOTAL BLOCKS

Match: 13 - Nicole Camp at Stephen F. Austin (Oct. 9, 1999)  
 3 sets: 9 - Three players (last on Oct. 1, 2011)  
 4 sets: 13 - Nicole Camp at Stephen F. Austin (Oct. 9, 1999)  
 5 sets: 12 - Two players (last on Oct. 11, 1996)  
 Season: 195 - Carla Dewey (1995)  
 Career: 600 - Carla Dewey (1993-96)

## TEAM RECORDS

### KILLS

Match: 103 vs. UT Arlington (Oct. 27, 1998)  
 3 sets: 72 vs. McNeese State (Oct. 9, 1998)  
 4 sets: 96 vs. Texas State (Nov. 10, 1998)  
 5 sets: 103 vs. UT Arlington (Oct. 27, 1998)  
 Season: 2,005 (2000)

### ATTACK ATTEMPTS

Match: 268 vs. UT Arlington (Oct. 27, 1998)  
 3 sets: 187 vs. McNeese State (Oct. 22, 1999)  
 4 sets: 256 vs. Texas State (Nov. 10, 1998)  
 5 sets: 268 vs. UT Arlington (Oct. 27, 1998)  
 Season: 5,624 (2006)

### ATTACK PERCENTAGE

Match: .573 vs. Prairie View A&M (Aug. 28, 2015)  
 Season: .267 (1999)

### ASSISTS

Match: 93 vs. McNeese State (Oct. 28, 2005)  
 3 sets: 65 vs. UT Arlington (Nov. 9, 2004)  
 4 sets: 86 at Stephen F. Austin (Sept. 16, 2000)  
 5 sets: 93 vs. McNeese State (Oct. 28, 2005)  
 Season: 1,819 (2006)

### SERVICE ACES

Match: 19 vs. Texas Southern (Sept. 30, 1995)  
 3 sets: 12 at Louisiana-Monroe (Nov. 9, 2001)  
 4 sets: 19 vs. Texas Southern (Sept. 30, 1995)  
 5 sets: 15 vs. McNeese State (Nov. 21, 1996)  
 Season: 285 (1990)

### DIGS

Match: 136 at Southeastern Louisiana (Nov. 2, 2001)  
 3 sets: 89 vs. McNeese State (Oct. 22, 1999)  
 4 sets: 131 vs. Texas State (Nov. 10, 1998)  
 5 sets: 136 at Southeastern Louisiana (Nov. 2, 2001)  
 Season: 2,638 (1990)

### BLOCK SOLOS

Match: 15 at Northwestern State (Oct. 11, 2002)  
 Season: 138 (1995)

### BLOCK ASSISTS

Match: 34 vs. Sam Houston State (Sept. 23, 2006)  
 Season: 482 (2013)

### TOTAL BLOCKS

Match: 27 at Texas-Pan American (Oct. 30, 1991)  
 3 sets: 16.5 vs. Texas A&M-Corpus Christi (Sept. 23, 2004)  
 4 sets: 27 at Texas-Pan American (Oct. 30, 1991)  
 5 sets: 20 vs. UT Arlington (Oct. 27, 1998)  
 Season: 355 (1995)

## CAREER RECORDS

## KILLS

1.	Tamara Luckemeyer, 1996-2000	2,034
2.	Meagan Daniel, 2003-06	1,808
3.	Stacy Schmidt, 1998-2001	1,779
4.	Kendra Rowland, 2007-10	1,625
5.	Leslie Dodson, 1989-92	1,612
6.	Connie Picard, 2003-06	1,396
7.	Heather Turner, 1994-97	1,391
8.	McKenzie Adams, 2011-13	1,382
9.	Brittany Hildebrand, 2003-06	1,342
10.	Whitney Walls, 2009-12	1,236

## KILLS PER SET

1.	Tamara Luckemeyer, 1996-00	4.60
2.	McKenzie Adams, 2011-13	4.44
3.	Stacy Schmidt, 1998-2001	4.09
4.	Meagan Daniel, 2003-06	3.99
5.	Charlsie Heifrin, 2000-02	3.38
6.	Kendra Rowland, 2007-10	3.37
7.	Victoria Prior, 2005-07	3.26
8.	Leslie Dodson, 1989-92	3.20
9.	Connie Picard, 2003-06	3.05
10.	Brittany Hildebrand, 2003-06	3.02

## ATTACK ATTEMPTS

1.	Meagan Daniel, 2003-06	5,159
2.	Kendra Rowland, 2007-10	4,963
3.	Stacy Schmidt, 1998-2001	4,914
4.	Tamara Luckemeyer, 1996-2000	4,803
5.	Heather Turner, 1994-97	4,167
6.	Brittany Hildebrand, 2003-06	3,750
7.	Dempsey Thornton, 2011-14	3,676
8.	Cristela Perez, 1993-96	3,468
9.	McKenzie Adams, 2011-13	3,391
10.	Connie Picard, 2003-06	3,240

## ATTACK PERCENTAGE (MIN. 1,500 ATTEMPTS)

1.	Leslie Dodson, 1989-92	.383
2.	Brittney Malloy, 2009-12	.295
2.	Charlsie Heifrin, 2000-02	.290
3.	Connie Picard, 2003-06	.285
4.	Whitney Walls, 2009-12	.276
	Victoria Prior, 2005-07	.276
6.	Carla Dewey, 1993-96	.272
7.	McKenzie Adams, 2011-13	.262
8.	Stacy Schmidt, 1998-2001	.259
9.	Katy Risinger, 1997-2000	.237
10.	Jennifer Sharp, 1991-94	.232
10.	Natasha Biggers, 1997-2000	.232

## ASSISTS

1.	Natasha Biggers, 1997-2000	5,440
2.	DeeDee Strickland, 2003-06	5,407
3.	Deanna Bower, 1991-94	3,761
4.	Tamin Uthoff, 1987-90	3,269
5.	Tobi Irish, 1994-97	2,760
6.	Kelsey Schwirtlich, 2008-11	2,523
7.	<b>Jessica Waldrip, 2013-Present</b>	<b>2,392</b>
8.	Amber Brooks, 2008-09	1,915
9.	Brandy Huskey, 2012-13	1,746
10.	Rebecca Hrapmann, 2005-08	1,350

## SERVICE ACES

1.	Tamin Uthoff, 1987-90	227
2.	Natasha Biggers, 1997-2000	159
3.	Meagan Daniel, 2003-06	144
4.	Cristela Perez, 1993-96	122
	Amber Soletti, 1994-96	122
6.	Leslie Dodson, 1989-92	118
	Jennifer Sharp, 1991-94	118
8.	Katy Risinger, 1997-2000	115
9.	Deanna Bower, 1991-94	111
10.	Heather Turner, 1994-97	107

## DIGS

1.	Kelsey Jewasko, 2008-11	2,280
2.	Erin McMillan, 2003-06	2,279
3.	Shalynn McCoy, 1986-89	2,009
4.	<b>Annie Kunes, 2012-Present</b>	<b>1,896</b>
5.	Stacy Schmidt, 1998-2001	1,839
6.	Tamara Luckemeyer, 1996-2000	1,549
7.	Meagan Daniel, 2003-06	1,433
8.	Kendra Rowland, 2007-10	1,395
9.	Audrey Hiser, 2005-08	1,359
10.	Heather Turner, 1994-97	1,356

## BLOCK SOLOS

1.	Carla Dewey, 1993-96	198
2.	Connie Picard, 2003-06	94
3.	Jennifer Sharp, 1991-94	84
4.	Charlsie Heifrin, 2000-02	83
5.	Kelly Paegle, 1990-92	79
6.	Teri Fry, 2000-03	62
7.	Briana Mason, 2007-10	61
8.	Victoria Prior, 2005-07	58
9.	<b>Kylie Schott, 2012-Present</b>	<b>53</b>
10.	McKenzie Adams, 2011-13	50
	Brittney Malloy, 2009-12	50

## BLOCK ASSISTS

1.	Carla Dewey, 1993-96	402
2.	<b>Kylie Schott, 2012-Present</b>	<b>367</b>
3.	Connie Picard, 2003-06	363
4.	Brittney Malloy, 2009-12	349
5.	Whitney Walls, 2009-11	279
6.	Charlsie Heifrin, 2000-02	236
7.	Briana Mason, 2007-10	225
8.	Jennifer Sharp, 1991-94	221
9.	Marcia Lyssy, 1996-97	216
10.	McKenzie Adams, 2011-13	210

## TOTAL BLOCKS

1.	Carla Dewey, 1993-96	600
2.	Connie Picard, 2003-06	457
3.	<b>Kylie Schott, 2012-Present</b>	<b>420</b>
4.	Brittney Malloy, 2009-11	399
5.	Kelly Paegle, 1989-92	344
6.	Charlsie Heifrin, 2000-02	319
7.	Jennifer Sharp, 1991-94	305
8.	Whitney Walls, 2009-12	294
9.	Briana Mason, 2007-10	286
10.	McKenzie Adams, 2011-13	260

**#1 Morgan Broussard • 5-9 • S • Sr. • Gering, Neb.**2015 Season Notes

Career hitting pct. - 1.000 (6x) last at Middle Tennessee (10/3/14)

2015 Season Highs

Kills	2 vs. Texas Southern (9/5/15)
Total Attacks	4 vs. Texas Southern (9/5/15)
Assists	27 vs. UAB (11/8/15)
Service Aces	2 vs. Louisiana Tech (11/6/15)
Digs	7 vs. UAB (11/8/15)
Total Blocks	2 vs. Prairie View A&M (8/28/15)
Hitting Pct.	.000 (2-2-4) vs. Texas Southern (9/5/15)

Career Highs

Kills	<b>2 (3x) last vs. Texas Southern (9/5/15)</b>
Total Attacks	5 vs. McCook C.C. (9/24/13)
Assists	41 vs. Trinidad State Junior College (10/13/12)
Service Aces	4 vs. McCook C.C. (10/16/12)
Digs	14 vs. Marquette (9/13/14)
Total Blocks	5 vs. Green Bay (9/12/14)

**#6 Kasey Kiefer • 6-0 • OH • Jr. • Tempe, Ariz.**2015 Season Notes

Career hitting pct. - 1.000 (1-0-1) vs. Tulane (11/24/13)

2015 Season Highs

Kills	18 (2x) last vs. Clemson (9/18/15)
Total Attacks	48 vs. Clemson (9/18/15)
Assists	1 (4x) last vs. Rice (11/4/15)
Service Aces	2 vs. Charlotte (10/21/15)
Digs	11 vs. Charlotte (10/21/15)
Total Blocks	3 (3x) last vs. TCU (9/18/15)
Hitting Pct.	.600 (6-0-10) vs. Prairie View A&M (8/28/15)

Career Highs

Kills	<b>18 (2x) last vs. Clemson (9/18/15)</b>
Total Attacks	<b>38 (2x) last vs. TCU (9/18/15)</b>
Assists	2 vs. San Diego State (8/31/13)
Service Aces	<b>2 (3x) last vs. Charlotte (10/21/15)</b>
Digs	11 (2x) last vs. Charlotte (10/21/15)
Total Blocks	<b>3 (4x) last vs. TCU (9/18/15)</b>

**#8 Laura Cruz • 5-2 • DS • Fr. • Helotes, Texas**2015 Season Notes2015 Season Highs

Kills	
Total Attacks	
Assists	1 (2x) last at #4 Texas (9/11/15)
Service Aces	2 vs. Indiana (9/4/15)
Digs	17 at Texas State (9/3/15)
Total Blocks	
Hitting Pct.	

Career Highs

Kills	
Total Attacks	
Assists	
Service Aces	
Digs	
Total Blocks	

**#5 Amanda Gonzales • 5-5 • S • Fr. • New Braunfels, Texas**2015 Season Notes- Debuted college career against TCU (Sept. 18)  
- Has registered 40-plus assists through seven straight matches2015 Season Highs

Kills	3 at Rice (10/15/15)
Total Attacks	4 (2x) last at FIU (11/1/15)
Assists	52 vs. Rice (11/4/15)
Service Aces	3 (2x) last vs. UTEP (10/25/15)
Digs	19 at FIU (11/1/15)
Total Blocks	2 (4x) last at Florida Atlantic (10/30/15)
Hitting Pct.	1.000 (1-0-1)(4x) last vs. Marshall (10/18/15)

Career Highs

Kills	
Total Attacks	
Assists	
Service Aces	
Digs	
Total Blocks	

**#7 Marijeta Runjic • 6-4 • OH • So. • Trogir, Croatia**2015 Season Notes

Career hitting pct. - .900 (9-0-10) vs. Prairie View A&amp;M (8/28/15)

2015 Season Highs

Kills	19 at SMU (9/19/15)
Total Attacks	43 at Florida Atlantic (10/30/15)
Assists	1 (3x) last at SMU (9/19/15)
Service Aces	5 vs. Iona (9/11/15)
Digs	7 vs. Clemson (9/18/15)
Total Blocks	6 (2x) last vs. Clemson (9/18/15)
Hitting Pct.	.900 (9-0-10) vs. Prairie View A&M (8/28/15)

Career Highs

Kills	24 at Texas A&M (8/30/14)
Total Attacks	60 at Texas A&M (8/30/14)
Assists	2 vs. James Madison (9/13/14)
Service Aces	<b>5 vs. Iona (9/11/15)</b>
Digs	16 at Texas A&M (8/30/14)
Total Blocks	<b>6 (2x) last vs. Clemson (9/18/15)</b>

**#9 Megan Slan • 6-0 • MH • So. • Leander, Texas**2015 Season Notes

Career hitting pct. - .900 (9-0-10) vs. Montana State (8/28/15)

2015 Season Highs

Kills	13 vs. Rice (11/4/15)
Total Attacks	21 vs. Rice (11/4/15)
Assists	1 (4x) last at UTEP (10/11/15)
Service Aces	1 vs. Prairie View A&M (8/28/15)
Digs	2 (3x) last vs. Rice (11/4/15)
Total Blocks	10 at Rice (10/15/15)
Hitting Pct.	.900 (9-0-10) vs. Montana State (8/28/15)

Career Highs

Kills	<b>13 vs. Rice (11/4/15)</b>
Total Attacks	<b>21 vs. Rice (11/4/15)</b>
Assists	<b>1 (6x) last at UTEP (10/11/15)</b>
Service Aces	<b>1 vs. Prairie View A&amp;M (8/28/15)</b>
Digs	<b>2 (4x) last vs. Rice (11/4/15)</b>
Total Blocks	<b>10 at Rice (10/15/15)</b>

**#11 Annie Kunes • 5-6 • DS • Sr. • Fontana, Wis.**

**2015 Season Notes**

Career hitting pct. - 1.000 (3x) last vs. Texas A&M (12/5/13)

**2015 Season Highs**

Kills 1 vs. Iona (9/11/15)  
 Total Attacks 2 vs. Iona (9/11/15)  
 Assists 8 at FIU (11/1/15)  
 Service Aces 3 vs. Iona (9/11/15)  
 Digs 27 at Sam Houston State (8/29/15)  
 Total Blocks  
 Hitting Pct. .500 (1-0-2) vs. Iona (9/11/15)

**Career Highs**

Kills **1 (5x) last vs. Iona (9/11/15)**  
 Total Attacks 3 (4x) last vs. Florida Atlantic (9/26/14)  
 Assists **8 (3x) last at FIU (11/1/15)**  
 Service Aces 4 vs. Seattle (9/27/12)  
 Digs 39 at Texas A&M (8/30/14)  
 Total Blocks

**#12 Jordan Kotara • 6-1 • MH/OH • Sr. • Poth, Texas**

**2015 Season Notes**

Career hitting pct. - .600 (7-1-10) at LA Tech (11/3/12)

**2015 Season Highs**

Kills 10 vs. UTEP (10/25/15)  
 Total Attacks 27 vs. UTEP (10/25/15)  
 Assists 1 vs. UAB (11/8/15)  
 Service Aces 2 (3x) last vs. UAB (11/8/15)  
 Digs 16 vs. Rice (11/4/15)  
 Total Blocks 4 at Florida Atlantic (10/30/15)  
 Hitting Pct. .333 (1-0-3) vs. Iona (9/11/15)

**Career Highs**

Kills 14 vs. Tulane (8/29/14)  
 Total Attacks 45 vs. Tulane (8/29/14)  
 Assists 2 vs. Wichita State (9/6/14)  
 Service Aces **2 (6x) last vs. UAB (11/8/15)**  
 Digs 22 vs. Wichita State (9/6/14)  
 Total Blocks 5 at Texas State (9/5/14)

**#15 Kylie Schott • 6-1 • MH • Sr. • Cypress, Texas**

**2015 Season Notes**

Career hitting pct. - .833 (5-0-6) at UAB (10/2/15)

**2015 Season Highs**

Kills 13 at Rice (10/15/15)  
 Total Attacks 24 at Rice (10/15/15)  
 Assists 2 vs. #12 Oregon (9/7/15)  
 Service Aces 1 (4x) last at UAB (10/2/15)  
 Digs 4 vs. Indiana (9/4/15)  
 Total Blocks 7 at Florida Atlantic (10/30/15)  
 Hitting Pct. .833 (5-0-6) at UAB (10/2/15)

**Career Highs**

Kills **13 at Rice (10/15/15)**  
 Total Attacks 26 vs. Texas A&M (8/30/14)  
 Assists **2 (3x) last vs. #12 Oregon (9/7/15)**  
 Service Aces 2 (8x) last vs. North Texas (9/28/14)  
 Digs 7 at UAB (10/12/14)  
 Total Blocks 10 vs. Loyola Marymount (9/6/13)

**#16 Shelby Williams • 5-6 • DS • Fr. • New Braunfels, Texas**

**2015 Season Notes**

**2015 Season Highs**

Kills  
 Total Attacks 2 vs. Middle Tennessee (9/25/15)  
 Assists 3 vs. Prairie View A&M (8/28/15)  
 Service Aces 4 (2x) last vs. Middle Tennessee (9/25/15)  
 Digs 21 (2x) last vs. Clemson (9/18/15)  
 Total Blocks  
 Hitting Pct.

**Career Highs**

Kills  
 Total Attacks  
 Assists  
 Service Aces  
 Digs  
 Total Blocks

**#17 Dajana Boskovic • 6-1 • OH • Jr. • Bileca, Bosnia & Herzegovina**

**2015 Season Notes**

Career hitting pct. - .800 (4-0-5) vs. Mississippi Valley State (9/14/13)

**2015 Season Highs**

Kills 29 at Florida Atlantic (10/30/15)  
 Total Attacks 80 at Sam Houston State (8/29/15)  
 Assists 2 (4x) last at Rice (10/15/15)  
 Service Aces 3 vs. UTEP (10/25/15)  
 Digs 18 at Texas State (9/3/15)  
 Total Blocks 6 vs. #12 Oregon (9/7/15)  
 Hitting Pct. .565 (16-3-23) vs. Prairie View A&M (8/28/15)

**Career Highs**

Kills **29 at Florida Atlantic (10/30/15)**  
 Total Attacks **80 at Sam Houston State (8/29/15)**  
 Assists 3 vs. Texas A&M-Corpus Christi (9/9/13)  
 Service Aces **3 (2x) last vs. UTEP (10/25/15)**  
 Digs 18 at Texas State (9/3/15)  
 Total Blocks 9 vs. Southern Miss (10/11/13)

**#18 Tessa Dahnert • 6-0 • MH • Jr. • Cedar Park, Texas**

**2015 Season Notes**

Career hitting pct. - 1.000 (1-0-1) at Marshall (11/3/13)

**2015 Season Highs**

Kills 10 vs. UTEP (10/25/15)  
 Total Attacks 14 vs. UTEP (10/25/15)  
 Assists  
 Service Aces  
 Digs 2 (3x) last vs. Santa Clara (9/10/15)  
 Total Blocks 7 (2x) last vs. Santa Clara (9/10/15)  
 Hitting Pct. .750 (3-0-4) vs. UAB (11/8/15)

**Career Highs**

Kills 10 vs. UTEP (10/25/15)  
 Total Attacks 15 vs. LSU (8/30/13)  
 Assists 1 (2x) last vs. Rice (10/19/14)  
 Service Aces 3 at Marquette (9/13/14)  
 Digs 3 (2x) last vs. Rice (10/18/13)  
 Total Blocks 9 vs. Rice (10/18/13)



**#20 Jessica Waldrip • 5-10 • S • Jr. • New Braunfels, Texas**

**2015 Season Notes**

Career hitting pct. - 1.000 (6x) last vs. TCU (9/18/15)(3-0-3)

**2015 Season Highs**

Kills	5 (2x) last at UTEP (10/11/15)
Total Attacks	8 (2x) last at UTEP (10/11/15)
Assists	50 at Sam Houston State (8/29/15)
Service Aces	3 at Sam Houston State (8/29/15)
Digs	10 at Sam Houston State (8/29/15)
Total Blocks	4 (2x) last vs. Tulane (8/29/15)
Hitting Pct.	1.000 (3-0-3)(4x) last vs. TCU (9/18/15)

**Career Highs**

Kills	<b>5 (3x) last at UTEP (10/11/15)</b>
Total Attacks	14 vs. Rice (10/18/13)
Assists	59 (2x) last vs. FIU (11/9/14)
Service Aces	4 vs. Baylor (9/20/14)
Digs	19 at Texas A&M (8/30/14)
Total Blocks	<b>4 (6x) last vs. Tulane (8/29/15)</b>

**#24 Daniella Villarreal • 5-5 • DS • Jr. • New Braunfels, Texas**

**2015 Season Notes**

Career hitting pct. - 1.000 (1-0-1) vs. Marshall (11/23/13)

**2015 Season Highs**

Kills	
Total Attacks	
Assists	4 vs. Rice (11/4/15)
Service Aces	4 (2x) last vs. Rice (11/4/15)
Digs	25 vs. UTEP (10/25/15)
Total Blocks	

**Career Highs**

Kills	1 vs. Marshall (11/23/13)
Total Attacks	1 (4x) last vs. Florida Atlantic (9/26/14)
Assists	5 at Texas State (9/5/14)
Service Aces	<b>4 (2x) last vs. Rice (11/4/15)</b>
Digs	<b>25 vs. UTEP (10/25/15)</b>
Total Blocks	

**#26 Antonela Jularic • 6-1 • OH • Fr. • Vrbovec, Croatia**

**2015 Season Notes**

- Had the game-winning point against No. 12 Oregon

**2015 Season Highs**

Kills	14 vs. Clemson (9/18/15)
Total Attacks	47 vs. Clemson (9/18/15)
Assists	2 vs. Texas Southern (9/5/15)
Service Aces	4 vs. Charlotte (10/21/15)
Digs	12 vs. Clemson (9/18/15)
Total Blocks	5 at Rice (10/15/15)
Hitting Pct.	.300 (4-1-10) vs. Marshall (10/18/15)

**Career Highs**

Kills	
Total Attacks	
Assists	
Service Aces	
Digs	
Total Blocks	



# 2015 UTSA Volleyball Statistics

Overall record: 21-7 Conf: 12-2 Home: 8-2 Away: 6-4 Neutral: 7-1

##	Player	sp	Attack				Set		Serve			Dig		Blocking					points			
			k	k/s	e	ta	pct	a	a/s	sa	se	sa/s	re	dig	dig/s	bs	ba	total		blk/s	be	bhe
17	BOSKOVIC, Dajana	87	388	4.46	124	971	.272	14	0.16	14	39	0.16	30	234	2.69	9	60	69	0.79	5	0	441.0
7	RUNJIC, Marijeta	91	272	2.99	96	689	.255	3	0.03	7	14	0.08	2	42	0.46	7	46	53	0.58	6	1	309.0
6	KIEFER, Kasey	85	215	2.53	76	681	.204	4	0.05	3	10	0.04	9	89	1.05	1	19	20	0.24	0	0	228.5
15	SCHOTT, Kylie	92	162	1.76	32	357	.364	6	0.07	4	9	0.04	0	28	0.30	12	83	95	1.03	4	0	219.5
9	SLAN, Megan	85	130	1.53	34	266	.361	4	0.05	1	0	0.01	0	19	0.22	10	79	89	1.05	9	1	180.5
26	JULARIC, Antonela	76	95	1.25	53	356	.118	7	0.09	23	30	0.30	9	86	1.13	1	22	23	0.30	0	1	130.0
18	DAHNER, Tessa	36	43	1.19	18	101	.248	0	0.00	0	6	0.00	0	9	0.25	1	34	35	0.97	3	0	61.0
12	KOTARA, Jordan	26	26	1.00	18	98	.082	1	0.04	10	11	0.38	7	54	2.08	1	5	6	0.23	1	0	39.5
20	WALDRIP, Jessica	62	34	0.55	3	67	.463	453	7.31	12	22	0.19	1	78	1.26	1	29	30	0.48	8	6	61.5
5	GONZALES, Amanda	60	11	0.18	1	21	.476	560	9.33	17	8	0.28	0	170	2.83	1	12	13	0.22	3	10	35.0
1	BROUSSARD, Morgan	17	2	0.12	4	11	-.182	100	5.88	4	3	0.24	0	17	1.00	0	4	4	0.24	1	3	8.0
11	KUNES, Annie	103	1	0.01	1	4	.000	98	0.95	13	14	0.13	9	378	3.67	0	0	0	0.00	0	0	14.0
8	CRUZ, Laura	39	0	0.00	0	0	.000	2	0.05	5	9	0.13	7	63	1.62	0	0	0	0.00	0	0	5.0
16	WILLIAMS, Shelby	95	0	0.00	0	4	.000	18	0.19	22	27	0.23	9	234	2.46	0	0	0	0.00	0	0	22.0
24	VILLARREAL, Daniella	59	0	0.00	0	0	.000	15	0.25	14	10	0.24	7	134	2.27	0	0	0	0.00	0	0	14.0
UTSA		103	1379	13.39	460	3626	.253	1285	12.48	149	212	1.45	100	1635	15.87	44	393	240.5	2.33	40	22	1768.5
Opponents		103	1212	11.77	624	3724	.158	1098	10.66	100	154	0.97	149	1508	14.64	29	317	187.5	1.82	61	33	1499.5

Team Statistics	UTSA	OPP	Date	Opponent	Score	Score by set	Att.	
<b>ATTACK</b>								
Kills	1379	1212	Aug 28	vs Montana State	w 3-0	25-17,25-16,25-23	117	
Errors	460	624	Aug 28	vs Prairie View	w 3-0	25-13,25-13,25-14	101	
Total Attacks	3626	3724	Aug 29	at Sam Houston State	w 3-2	19-25,25-20,25-20,19-25,15-12	321	
Attack Pct	.253	.158	Aug 29	vs Tulane	w 3-0	25-16,25-14,25-19	94	
Kills/Set	13.4	11.8	Sep 03	at Texas State	L 2-3	21-25,25-20,14-25,25-19,14-16	2533	
<b>SET</b>								
Assists	1285	1098	Sep 04	vs Indiana	w 3-1	25-18,18-25,25-19,25-19	100	
Attempts	3538	3589	Sep 05	vs Texas Southern	w 3-0	25-12,25-14,25-13	100	
Assist Pct	.363	.306	Sep 07	#12 ORE	w 3-1	21-25,25-23,25-19,25-23	1051	
Assists/Set	12.5	10.7	Sep 10	SANTA CLARA	L 1-3	17-25,25-17,22-25,20-25	456	
<b>SERVE</b>								
Aces	149	100	Sep 11	at #4 Texas	L 0-3	29-31,21-25,14-25	1890	
Errors	212	154	Sep 11	vs Iona	w 3-0	25-17,25-9,25-19	120	
Attempts	2366	2056	Sep 18	vs TCU	L 1-3	25-18,23-25,15-25,21-25	102	
Serve Pct	.910	.925	Sep 18	vs Clemson	w 3-2	25-13,17-25,25-14,25-27,15-6	178	
Aces/Set	1.4	1.0	Sep 19	at SMU	L 1-3	17-25,17-25,25-21,23-25	328	
<b>SERVE RECEPTIONS</b>								
Errors	100	149	*Sep 25	MIDDLE TENNESSEE	w 3-0	25-18,25-22,25-23	637	
Errors/Set	1.0	1.4	*Sep 27	NORTH TEXAS	w 3-0	25-18,25-15,25-16	740	
Attempts	1894	2141	*Oct 02	at UAB	w 3-0	25-19,25-17,25-16	197	
Reception Pct	.947	.930	*Oct 09	at #23 WKU	L 1-3	23-25,25-16,22-25,20-25	1587	
<b>DEFENSE</b>								
Digs	1635	1508	*Oct 11	at UTEP	w 3-0	25-21,25-20,25-13	896	
Digs/Set	15.9	14.6	*Oct 15	at Rice	w 3-2	20-25,25-21,25-17,22-25,15-12	287	
<b>BLOCKING</b>								
Block Solo	44	29	*Oct 18	MARSHALL	L 1-3	19-25,25-9,23-25,16-25	507	
Block Assist	393	317	*Oct 21	CHARLOTTE	w 3-0	25-19,25-19,25-19	402	
Total Blocks	240.5	187.5	*Oct 25	UTEP	w 3-0	25-17,25-22,25-21	604	
Blocks/Set	2.3	1.8	*Oct 30	at FAU	w 3-1	19-25,25-21,25-15,25-21	174	
Block Errors	40	61	*Nov. 1	at FIU	w 3-1	25-17,25-27,25-9,25-17	65	
Ball handling errors	22	33	*Nov 04	RICE	w 3-1	27-25,21-25,25-19,25-18	518	
<b>ATTENDANCE</b>								
Total	5944	8278	*Nov 06	LOUISIANA TECH	w 3-0	25-16,25-23,25-18	468	
Dates/Avg Per Date	10/594	10/828	*Nov 08	UAB	w 3-1	25-11,25-17,18-25,25-22	561	
Neutral site #/Avg	8/114	-	Record in 3-set matches:12-1 • Record in 4-set matches:6-5 • Record in 5-set matches:3-1					
Current win streak	7	-						
Home win streak	5	-						



**1 Morgan BROUSSARD**  
S • 5-9 • Senior  
Gering, Nebraska



**5 Amanda GONZALES**  
S • 5-5 • Freshman  
New Braunfels, Texas



**6 Kasey KIEFER**  
OH • 6-0 • Junior  
Tempe, Arizona



**7 Marijeta RUNJIC**  
OH • 6-4 • Sophomore  
Trogir, Croatia



**8 Laura CRUZ**  
DS • 5-2 • Freshman  
Helotes, Texas



**9 Megan SLAN**  
MH • 6-0 • Sophomore  
Leander, Texas



**11 Annie KUNES**  
DS • 5-6 • Senior  
Fontana, Wis.




**12 Jordan KOTARA**  
MH/OH • 6-1 • Senior  
Poth, Texas




**15 Kylie SCHOTT**  
MH • 6-1 • Senior  
Cypress, Texas




**16 Shelby WILLIAMS**  
DS • 5-6 • Freshman  
New Braunfels, Texas



**17 Dajana BOSKOVIC**  
OH • 6-1 • Junior  
Bileca, Bosnia and Herzegovina



**18 Tessa DAHNERT**  
MH • 6-0 • Junior  
Cedar Park, Texas



**20 Jessica WALDRIP**  
S • 5-10 • Junior  
New Braunfels, Texas



**24 Daniella VILLARREAL**  
DS • 5-5 • Junior  
New Braunfels, Texas



**26 Antonela JULARIC**  
OH • 6-1 • Freshman  
Vrbovec, Croatia



**Laura NEUGEBAUER-GROFF**  
Head coach



**Pat STANGLE**  
Assistant coach



**Danka DANICIC**  
Assistant coach

### Pronunciation Guide

<b>Bileca</b>	be-LETCH-ah
<b>Dahnert</b>	DAY-nert
<b>Dajana Boskovic</b>	di-AH-nah
	BOSS-co-vitch
<b>Danka Danicic</b>	DON-kah
	DON-uh-chich
<b>Kiefer</b>	KEEF-er
<b>Kunes</b>	CUE-ness
<b>Marijeta Runjic</b>	mar-E-eta
	roon-itch
<b>Trogir</b>	troh-geer
<b>Neugebauer</b>	NEW-ga-bow-er
<b>Poth</b>	(rhymes with both)
<b>Slan</b>	(rhymes with can)
<b>Jularic</b>	you-LARRR-itch