



NORTH TEXAS MEAN GREEN VOLLEYBALL

Media Contact: T.C. Greene • Thomas.Greene@unt.edu • o: 940-565-3671 • c: 903-288-2504
 Twitter: @MeanGreenVB | Facebook: /MeanGreenVB | Instagram: @MeanGreenVB | www.MeanGreenSports.com

SCHEDULE

| | | | |
|-----------------|--------------------------------|------------------|------------|
| Overall: | 14-9 | Home: | 5-4 |
| C-USA: | 6-2 | Away: | 5-3 |
| Non-Conf: | 8-7 | Neutral: | 4-2 |
| Aug. 28 | (1) vs. Winthrop | W | 3-2 |
| Aug. 29 | (1) vs. NDSU | L | 3-2 |
| | (1) at Missouri | L | 3-0 |
| Sept. 2 | at UTA | L | 3-0 |
| Sept. 4 | (2) vs. Central Arkansas | W | 3-2 |
| | (2) at Oklahoma | W | 3-2 |
| Sept. 5 | (2) vs. Little Rock | L | 3-0 |
| Sept. 7 | UAB* | W | 3-0 |
| Sept. 11 | (3) BOISE STATE | L | 3-2 |
| Sept. 12 | (3) ACU | W | 3-2 |
| | (3) HOUSTON | L | 3-0 |
| Sept. 16 | SFA | W | 3-0 |
| Sept. 18 | (4) vs. Houston Baptist | W | 3-0 |
| Sept. 19 | (4) vs. Oral Roberts | W | 3-1 |
| | (4) at Tulsa | W | 3-0 |
| Sept. 22 | BAYLOR | L | 3-1 |
| Sept. 25 | at UTEP* | W | 3-0 |
| Sept. 27 | at UTSA* | L | 3-0 |
| Oct. 2 | RICE* | W | 3-2 |
| Oct. 9 | at LA Tech* | W | 3-1 |
| Oct. 11 | at Marshall* | W | 3-1 |
| Oct. 16 | LA TECH* | W | 3-0 |
| Oct. 18 | WKU* | L | 3-2 |
| Oct. 21 | at Rice* | 6:00 p.m. | |
| Oct. 25 | at Charlotte* | 1:00 p.m. | |
| Oct. 29 | UTEP* | 5:00 p.m. | |
| Oct. 30 | SOUTHERN MISS* | 7:00 p.m. | |
| Nov. 6 | at FAU* | 7:00 p.m. | |
| Nov. 8 | at FIU* | 1:00 p.m. | |
| Nov. 12 | MIDDLE TENNESSEE* | 6:00 p.m. | |
| Nov. 14 | UTSA* | 1:00 p.m. | |
| Nov. 19-21 | (5) C-USA Tournament | | |
| Dec. 3-5 | (6) NCAA First & Second Rounds | | |
| Dec. 11-12 | (7) NCAA Regionals | | |
| Dec. 17-19 | (8) NCAA Final Four | | |

* - C-USA Match; Home matches in **BOLD**; (1) Tiger Invitational (Columbia, MO); (2) NIKE Invitational (Norman, OK); (3) North Texas Invitational; (4) Tulsa Volleyball Invitational (Tulsa, OK); (5) Conference USA Championships (San Antonio, TX); (6) NCAA First and Second Round (Campus Sites are TBD); (7) NCAA Regionals (Lexington, KY; Austin, TX; San Diego, CA; Des Moines, IA); (8) NCAA National Semifinals and National Championship (Omaha, NE).

WEEK 9 | AT RICE, AT CHARLOTTE



Rice Owls (14-7, 4-3 C-USA)

| | |
|------------------|------------------|
| Date | Oct. 21, 2015 |
| Time | 6:00 p.m. CT |
| Place | Houston, TX |
| Venue: | Tudor Fieldhouse |
| Stats: | Rice GameTracker |
| Live Stream (\$) | OwlVision |



Charlotte 49ers (5-14, 2-6 C-USA)

| | |
|------------------|--------------------|
| Date | Oct. 25, 2015 |
| Time | 1:00 p.m. CT |
| Place | Charlotte, NC |
| Venue: | Halton Arena |
| Stats: | Charlotte49ers.com |
| Live Stream (\$) | Charlotte49ers.TV |

ROSTER

POTENTIAL STARTERS

| NO. | NAME | POS. | HT. | YR. | DETAILS |
|-----|--------------------|------|------|-----|-----------------------------------|
| 4 | McKenna Thornlow | L | 5-9 | So. | 102 digs, 1.55 d/s, 15 aces |
| 5 | Carnae Dillard | OH | 5-8 | Sr. | 5.39 k/s, 2.82 d/s, .262 attack % |
| 10 | Holly Milam | MB | 6-1 | So. | 2.00 k/s, 70 TB, .281 attack % |
| 11 | Alexis Wright | OH | 6-0 | So. | 1.64 k/s, 35 TB, .212 attack % |
| 12 | Amy Henard | S | 5-11 | Jr. | 9.66 a/s, 2.31 d/s, 23 aces |
| 13 | Amanda Chamberlain | MB | 6-3 | So. | 1.89 k/s, 61 TB, .344 attack % |
| 18 | Alex Janak | DS | 5-9 | Fr. | 124 digs, 1.72 d/s, 9 aces |

RESERVES

| | | | | | |
|----|----------------------|------|------|-------|--------------------------------|
| 1 | Karley York | S | 5-9 | Fr. | San Antonio, TX (Churchill HS) |
| 2 | Meredith Bramer | L | 5-9 | So. | Prosper, TX (Prosper HS) |
| 6 | McKenzie Christopher | L | 5-5 | Fr. | Denton, TX (Guyer HS) |
| 7 | Taylor Haskins | OH | 6-0 | R-Fr. | Kennesaw, GA (Texas Tech) |
| 8 | Chelsea Abii | OH | 5-10 | So. | Dallas, TX (The Oakridge HS) |
| 9 | Hannah Shaw | OH | 6-0 | Fr. | Joshua, TX (Homeschool) |
| 14 | Alyvia Palileo | S/DS | 5-7 | Fr. | Denton, TX (Guyer HS) |
| 15 | Mikali Myers | MB | 6-2 | So. | San Marcos, TX (San Marcos HS) |
| 16 | Jordyn Williams | MB | 6-1 | Fr. | San Antonio, TX (O'Connor HS) |

STAFF

| | |
|---|--|
| Head Coach: Andrew Palileo (Third year) | Athletic Trainer: Amanda Phillips |
| Asst. Head Coach: Vinh Nguyen (First year) | Sports Psychology Conslt: Jenna Tomalski |
| Asst. Coach: Rachel Todorovich (First year) | Strength & Conditioning: Chris Seroka |

PRONUNCIATION GUIDE

| | | | |
|--------------|-------------|-------------------|-----------------|
| Chelsea Abii | uh-BEE | Meredith Bramer | BRAM-err |
| Alex Janak | YAH-nek | Holly Milam | MY-lum |
| Mikali Myers | muh-KAY-lee | Alyvia Palileo | paw-leh-LAY-oh |
| Vinh Nguyen | ven WIN | Rachel Todorovich | toe-DOR-o-vitch |

MEDIA INFORMATION

Eric Capper
 Assoc. AD/Media Relations
 o: 940-565-2476

T.C. Greene (VB Contact)
 Media Relations Assistant
 o: 940-565-3671
 c: 903-288-2504

MEDIA POLICIES

Media interviews conducted with North Texas volleyball players, coaches or supporting staff will take place in conjunction with practices and matches. To arrange an interview, please contact T.C. Greene of the North Texas Sports Information office. North Texas Athletics supports the privacy of its student-athletes, and it will not give out any contact information.

PRACTICE INTERVIEWS

Weekday practices are closed to the media without prior authorization, and all interviews will take place before or after practice. Please contact T.C. Greene at least 24 hours in advance to arrange practice interviews.

HOME POSTGAME INTERVIEWS

All game-day interviews will take place following the day's final match and after a brief cooling off period. Game-day practices and the locker rooms are closed to the media. Please contact T.C. Greene for a seat on press row.

ROAD MATCH INTERVIEWS

Interview requests for away matches must be made to T.C. Greene prior to the road trip and will be conducted via cellphone at the convenience of the head coach.

QUICK FACTS

Location: Denton, TX
 Founded: 1890
 Enrollment: 37,231
 Nickname: Mean Green
 Colors: Green and White
 Venue: North Texas Volleyball Center (600)
 Conference: Conference USA
 Program All-Time Record: 519-752-2
 Head Coach: Andrew Palileo
 Record at North Texas: 53-34 (Third season)
 Overall Record: 326-229 (17th season)
 Associate Head Coach: Vinh Nguyen
 Assistant Coach: Rachel Todorovich

NUMBERS WATCH

92

Senior outside hitter Carnae Dillard is 92 kills away from becoming North Texas volleyball's all-time kills leader.

12-0

North Texas has an unblemished 12-0 record when recording a higher hitting percentage than the opposition.

INSIDE THE MATCHUP

RICE OWLS




All-Time Series: North Texas trails 5-8
 Last Meeting: North Texas won 3-2 on 10/2/15

Palileo Era: 3-1
 Palileo's Career: 3-1

Rice is 1-2 in its last three on-court appearances and has dropped conference matches to Middle Tennessee, UTSA and North Texas previously in the season.

Always one to feature a balanced attack, Rice has four players averaging at least two kills per set. Junior outside hitter Leah Mikesky leads that group as she has 3.58 per set on .212 hitting. Sophomore middle blocker Portia Okafor is one of C-USA's premier defensive performers as her 1.17 blocks per set leads the league. In total, six Owls players have won conference weekly awards this season.

TALE OF THE TAPE

| Stat |  |  |  |
|-------|---|---|---|
| Hit % | .243 | .247 | .209 |
| K/S | 13.35 | 14.23 | 12.30 |
| A/S | 12.58 | 13.40 | 11.40 |
| D/S | 14.06 | 15.67 | 15.00 |
| B/S | 2.00 | 2.10 | 2.30 |
| SA/S | 1.12 | 1.17 | 1.60 |

CHARLOTTE 49ERS

All-Time Series: North Texas leads 2-1
 Last Meeting: North Texas lost 3-1 on 10/17/14

Palileo Era: 1-1
 Palileo's Career: 1-1

Charlotte hasn't gotten off to the conference start that it would've hoped for. At 2-6 in C-USA action, the 49ers' league wins have come over two of the lower-ranked teams in UAB and UTEP.

Despite having only five wins on the year, Charlotte undoubtedly has some individual talent. Senior Sarah McDonald is the team's primary offensive threat. With 3.66 points per set, McDonald comes in at 10th on the league's list of top scorers. Junior Semen Sen is also a dual weapon for the 49ers, as she is ninth in C-USA for aces (.29 sa/s) and tenth in hitting percentage (.311).

2015 CONFERENCE USA STANDINGS

| Team | Conf. | Overall | Home | Away | Neut | Last 10 | Streak |
|------------------|-------|---------|------|------|------|---------|--------|
| WKU | 8-0 | 21-2 | 7-1 | 8-0 | 6-1 | 10-0 | W 15 |
| Southern Miss | 6-2 | 19-6 | 9-1 | 6-3 | 4-2 | 7-3 | W 2 |
| Florida Atlantic | 6-2 | 14-6 | 6-0 | 5-3 | 3-3 | 7-3 | W 5 |
| North Texas | 6-2 | 14-9 | 5-4 | 5-3 | 4-2 | 7-3 | L 1 |
| UTSA | 5-2 | 14-7 | 3-2 | 4-4 | 7-1 | 6-4 | L 1 |
| FIU | 5-3 | 11-8 | 7-4 | 2-3 | 2-1 | 4-6 | L 1 |
| Rice | 4-3 | 14-7 | 6-2 | 3-4 | 5-1 | 6-4 | W 1 |
| Marshall | 5-4 | 14-8 | 5-2 | 3-2 | 6-4 | 5-5 | W 2 |
| Middle Tennessee | 3-5 | 5-17 | 3-10 | 1-5 | 1-2 | 3-7 | L 1 |
| Charlotte | 2-6 | 5-14 | 3-5 | 1-6 | 1-3 | 2-8 | L 6 |
| Louisiana Tech | 1-7 | 7-14 | 3-3 | 2-7 | 2-4 | 1-9 | L 2 |
| UTEP | 1-7 | 7-15 | 3-7 | 1-6 | 3-2 | 2-8 | L 5 |
| UAB | 0-9 | 8-16 | 5-7 | 0-7 | 3-2 | 3-7 | L 1 |

Five and how many more?

Monday marked the fifth time this season that Carnae Dillard has been named C-USA Offensive Player of the Week. The senior most recently won the award after hitting .312 during two matches. The team captain tallied a combined 44 kills against LA Tech and #22 WKU, with 30 of those kills coming in Sunday's five-set thriller against the conference frontrunner Lady Toppers.

Conference Contenders

Despite being picked to finish fourth in C-USA this season, the North Texas volleyball team has come out hot in league action this season. At 6-2 in C-USA so far in 2015, the team is in a tight contest for second place in the league. The Mean Green has played each of the teams that were ranked above NT in the preseason coaches poll, grabbing a 3-2 win at home over Rice but falling to UTSA and WKU.

Welcome to the Club

With her very first kill in the team's last matchup against Rice, senior Carnae Dillard became only the second player in North Texas history to reach 2,000 career kills. The outside hitter is now 92 kills away from surpassing Corina Marginas (2000-03) for the program's all-time record.

Pali's Progress

Head coach Andrew Palileo notched his 50th North Texas win in the team's 3-2 victory over Rice. Now in his third season at the helm, Palileo has established himself as one of the most effective coaches in North Texas history.

Winningest NT Head Coaches

| Coach | Wins | % |
|-----------------------------|------|------|
| Andrew Palileo (2013-pres.) | 53 | 60.9 |
| Ken Murczek (2010-12) | 63 | 60.0 |
| Dolores Copeland (1976-78) | 59 | 53.6 |

Most Wins In First Two Seasons As Head Coach

| Coach | Seasons | Record |
|------------------|------------|---------|
| Dolores Copeland | 1976, 1977 | 44-30-1 |
| Andrew Palileo | 2013, 2014 | 39-25 |
| Ken Murczek | 2010, 2011 | 37-30 |

Off To A Good Start In C-USA

North Texas got off to a hot start in conference play, accumulating a 6-1 C-USA record to start league action. That was the best conference start to a season since 2002, before a No. 22-ranked WKU team handed the Mean Green its first C-USA loss at home on Oct. 18.

Climb of the Captains

Team captains Amy Henard and Carnae Dillard are the undoubted leaders for the Mean Green, both on and off the court. That much is clear when taking a look at the North Texas record book. Now in the 2015 campaign, each of the upperclassmen continue to climb the ranks in their respective statistical categories.



CARNAE DILLARD
#5 | OH | 5-9 | Sr.

2,120

CAREER KILLS
2ND ALL-TIME

| | |
|---------------------------------------|--------------|
| 1. Corina Marginas (2000-03) | 2,211 |
| 2. Carnae Dillard (2012-pres.) | 2,120 |
| 3. Katy Prokof (2004-07) | 1,442 |
| 4. Brittney Gregory (2002-06) | 1,425 |
| 5. Amy Huddleston (2007-10) | 1,334 |
| 6. Jessica Brown (1996-99) | 1,002 |
| 7. Tara Hooser (2003-06) | 979 |
| 8. Heather Black (1991-94) | 977 |
| 9. Kim Coffey (1994-95) | 918 |
| 10. Courtney Windham (2011-13) | 890 |



AMY HENARD
#12 | S | 5-11 | Jr.

3,054

CAREER ASSISTS
5TH ALL-TIME

| | |
|-----------------------------------|--------------|
| 1. Kristin Sheppard (2001-03) | 4,394 |
| 2. Michelle Dressel (1992-95) | 3,889 |
| 3. Kayla Saey (2008-11) | 3,754 |
| 4. Daniella Grimaldo (1997-00) | 3,256 |
| 5. Amy Henard (2013-pres.) | 3,054 |
| 6. Ashley Bass (2004-06) | 1,929 |
| 7. Heather Maddox (2006-07) | 1,928 |
| 8. Wendy Rinks (1986-89) | 1,601 |
| 9. Heidi Johnson (2003-05) | 1,541 |
| 10. Lisa Schmitz (1985-87) | 1,114 |

Home Winning Ways

The North Texas Volleyball Center has been an increasingly tough place for visiting teams to play over the last few seasons, but that record has been put to the test as NT is just 5-4 from home this year. In fact, the Mean Green has a 28-9 record in home matches under Palileo, dropping only two games in 2013, three games in 2014 and four matches this season. Overall, North Texas has an 83-53 record from its home court.

Dillard Named Preseason C-USA POY

Senior Carnae Dillard was named the 2015 Conference USA Preseason Player of the Year in a poll of the league's coaches in July.

Dillard's selection comes as she looks to defend the conference's top individual honor from a season ago. In 2014, Dillard led C-USA in kills (615) and points (672.5).

Fountain of Youth

With only two upperclassmen, this year's North Texas squad is one of the youngest teams in C-USA. Seven newcomers - made up of six freshmen and a transfer from Texas Tech - join nine letterwinners from a year ago.

Despite the young roster, North Texas brings back 75 percent of its scoring and 76 percent of its kills from 2014.

Last Woman Standing

Senior Carnae Dillard is the only remaining player or coach from her freshman season in 2012. Since that time, head coach Andrew Palileo & Co. made their way to Denton, and the freshmen that accompanied Dillard during her first year are no longer on the roster.

North Texas Picked Fourth In C-USA

NT was picked to finish fourth in Conference USA for the third consecutive year, according to the 13-team poll of league coaches.

The Mean Green is picked to end the year behind WKU, UTSA and Rice, while a fifth-ranked Florida Atlantic rounds out the top five.

Coaching Changes in 2015

Head Coach Andrew Palileo is joined by two new faces on the coaching staff. Vinh Nguyen was named associate head coach in July after volunteering with the team for part of the 2014 season. He brings 20+ years of volleyball experience from the West Coast. Also joining the staff is assistant coach Rachel Todorovich, a former player for Palileo during her freshman and sophomore seasons at Washington State.

NORTH TEXAS WHEN...

| | |
|-------------------------------|--------|
| Home | 5-4 |
| Away | 5-3 |
| Neutral | 4-2 |
| <hr/> | |
| Leading after one (1) set | 12-2 |
| Trailing after one (1) set | 2-7 |
| Leading after two (2) sets | 8-1 |
| Trailing after two (2) sets | 0-6 |
| Tied after two (2) sets | 6-2 |
| Leading after three (3) sets | 7-1 |
| Trailing after three (3) sets | 1-4 |
| <hr/> | |
| Three-set match | 6-5 |
| Four-set match | 3-1 |
| Five-set match | 5-3 |
| <hr/> | |
| More attacks | 4-7 |
| Fewer/same attacks | 10-2 |
| More kills | 11-4 |
| Fewer/same kills | 3-5 |
| Higher hitting % | 12-0 |
| Lower/same hitting % | 2-9 |
| More digs | 9-3 |
| Fewer/same digs | 5-6 |
| More assists | 11-3 |
| Fewer/same assists | 3-6 |
| More blocks | 9-1 |
| Fewer/same blocks | 5-8 |
| More service aces | 7-2 |
| Fewer/same service aces | 7-7 |
| More service errors | 6-4 |
| Fewer/same service errors | 8-5 |
| <hr/> | |
| Hitting below .100 | 0-0 |
| Hitting .100-.199 | 1-6 |
| Hitting .200-.249 | 3-2 |
| Hitting .250-.299 | 2-1 |
| Hitting .300-.399 | 6-0 |
| Hitting .400-.499 | 0-0 |
| <hr/> | |
| 30 or less kills | 0-0 |
| 31-35 kills | 0-1 |
| 36-40 kills | 0-3 |
| 41-45 kills | 3-1 |
| 46-50 kills | 4-0 |
| 51-55 kills | 1-0 |
| 56-60 kills | 3-1 |
| 61-65 kills | 3-2 |
| 66-70 kills | 0-1 |
| 71-79 kills | 0-0 |
| 80-89 kills | 0-0 |
| <hr/> | |
| Longest winning streak | 4 |
| Longest losing streak | 3 |
| Active streak | Lost 1 |
| Last 10 | 7-3 |

SUPERLATIVES

| | |
|-------------------------------|----|
| Double-figure kills | |
| Chelsea Abii | 1 |
| Amanda Chamberlain | 2 |
| Carnae Dillard | 23 |
| Holly Milam | 6 |
| Hannah Shaw | 3 |
| Alexis Wright | 3 |
| <hr/> | |
| 20 or more kills | |
| Carnae Dillard | 12 |
| <hr/> | |
| Double-figure digs | |
| Meredith Bramer | 6 |
| McKenzie Christopher | 3 |
| Carnae Dillard | 15 |
| Amy Henard | 9 |
| Alex Janak | 5 |
| Holly Milam | 4 |
| Hannah Shaw | 1 |
| McKenna Thornlow | 2 |
| Karley York | 1 |
| <hr/> | |
| 20 or more digs | |
| McKenzie Christopher | 1 |
| Carnae Dillard | 2 |
| <hr/> | |
| 30 or more digs | |
| <hr/> | |
| 20 or more assists | |
| Amy Henard | 19 |
| Karley York | 4 |
| <hr/> | |
| 30 or more assists | |
| Amy Henard | 15 |
| Karley York | 1 |
| <hr/> | |
| 50 or more assists | |
| Amy Henard | 3 |
| <hr/> | |
| 3 or more service aces | |
| Amy Henard | 2 |
| Holly Milam | 1 |
| McKenna Thornlow | 2 |
| Karley York | 1 |
| <hr/> | |
| Double-double | |
| Carnae Dillard | 15 |
| Amy Henard | 9 |
| Holly Milam | 1 |
| <hr/> | |
| Triple-double | |

RECORDS WATCH

| | |
|--|--------------|
| Digs (Career) | |
| 1. Jessica Hulsebosch (2004-07) | 2,212 |
| 2. Sarah Willey (2008-11) | 1,786 |
| 3. Corina Marginas (2000-03) | 1,282 |
| 4. Carnae Dillard (2012-pres.) | 1,282 |
| 5. Katy Prokof (2004-07) | 1,149 |
| 6. Shelby Tamura (2012-13) | 1,062 |
| 7. Kristin Sheppard (2001-03) | 969 |
| 8. Eboni Godfrey (2011-14) | 935 |
| 9. Jessica Brown (1996-99) | 874 |
| 10. Michelle Dressel (1992-95) | 849 |
| <hr/> | |
| Team Attack Percentage (Season) | |
| 1. 1995 | .245 |
| 2. 2015 | .243 |
| 3. 2014 | .236 |
| 4. 2003 | .234 |
| 2013 | .234 |
| 6. 2010 | .223 |
| 7. 1994 | .222 |
| 8. 2002 | .221 |
| 9. 2012 | .220 |
| 10. 2001 | .208 |
| <hr/> | |
| Attack Percentage (Season) | |
| 1. Carly Collins (1994) | .374 |
| 2. Amanda Chamberlain (2015) | .344 |
| 3. Michelle Dressel (1994) | .340 |
| 4. Amy Henard (2014) | .329 |
| 5. Karissa Flack (2012) | .319 |
| 6. Michelle Dressel (1995) | .313 |
| Corina Marginas (2000) | .313 |
| 8. Rachel Troell (1995) | .306 |
| 9. Courtney Windham (2012) | .305 |
| 10. Amanda Chamberlain (2014) | .304 |

2015 PLAYER ACCOLADES

Carnae Dillard

- Currently leads the NCAA in kills
- NCAA Division-I Active Career Leader in Kills
- 5-time C-USA Offensive Player of the Week
- C-USA Preseason Player of the Year
- All-Tournament Teams: Mizzou's Tiger Invitational, Oklahoma Nike Invitational, North Texas Invitational, Tulsa Invitational (MVP)
- Joined the 2,000 career kill club vs. Rice
- Made 100th career start vs. Winthrop
- Became NT's all-time leading attacker vs. SFA
- Moved into fourth on NT's all-time digs list versus Houston

Amy Henard

- OU Nike Invitational All-Tournament Team
- Joined NT's 3,000 assist club versus LA Tech

Amanda Chamberlain

- Tulsa Invitational All-Tournament Team

Holly Milam

- Tulsa Invitational All-Tournament Team

AVCA TOP-25 POLL

Last Poll: October 19, 2015

| School | Points | Record |
|-----------------------------|--------|--------|
| 1. Southern California (64) | 1600 | 20-0 |
| 2. Texas | 1528 | 16-1 |
| 3. Nebraska | 1454 | 16-2 |
| 4. Washington | 1418 | 17-1 |
| 5. Penn State | 1322 | 17-2 |
| 6. Ohio State | 1243 | 18-2 |
| 7. Kansas | 1176 | 18-0 |
| 8. Hawai'i | 1161 | 18-1 |
| 9. Minnesota | 1076 | 15-3 |
| 10. UCLA | 1027 | 15-3 |
| 11. Stanford | 976 | 11-5 |
| 12. BYU | 892 | 17-2 |
| 13. Arizona State | 769 | 15-4 |
| 14. Arizona | 669 | 13-7 |
| 15. Florida | 649 | 13-4 |
| 16. Wisconsin | 606 | 12-6 |
| 17. Florida State | 602 | 15-4 |
| 18. Illinois | 553 | 12-7 |
| 19. Purdue | 454 | 15-4 |
| 20. Colorado State | 434 | 15-3 |
| 21. Kentucky | 383 | 13-6 |
| 22. Western Kentucky | 244 | 21-2 |
| 23. Michigan | 184 | 15-4 |
| 24. Louisville | 119 | 14-4 |
| 25. Oregon | 58 | 10-7 |

RV: San Diego 37; Ohio 28; Colorado 24; SMU 24; Long Beach State 17; Michigan State 15; Creighton 14; Arkansas State 12; North Carolina 12; Missouri 10; Santa Clara 3; Arkansas 2

STARTING LINEUPS & RESULTS

| | | | | | | | | |
|---------------|-------|--------|---------|--------|--------|-------------|-------------|-------------|
| Winthrop | W 3-2 | Henard | Dillard | Shaw | Wright | Chamberlain | Milam | Thornlow |
| NDSU | L 3-2 | Henard | Dillard | Shaw | Wright | Chamberlain | Milam | Thornlow |
| Missouri | L 3-0 | Henard | Dillard | Shaw | Wright | Chamberlain | Milam | Thornlow |
| UTA | L 3-0 | Henard | Dillard | Shaw | Janak | Myers | Milam | Christopher |
| Central Ark. | W 3-2 | Henard | Dillard | Abii | Wright | Myers | Williams | Christopher |
| Oklahoma | W 3-2 | Henard | Dillard | Abii | Milam | Wright | Chamberlain | Christopher |
| Little Rock | L 3-0 | Henard | Dillard | Shaw | Milam | Wright | Chamberlain | Christopher |
| UAB | W 3-0 | Henard | Dillard | Shaw | Milam | Wright | Chamberlain | Christopher |
| Boise State | L 3-2 | Henard | Dillard | Shaw | Milam | Bramer | Chamberlain | Christopher |
| ACU | W 3-2 | Henard | Dillard | Abii | Milam | Wright | Chamberlain | Janak |
| Houston | L 3-0 | Henard | Dillard | Wright | Milam | Bramer | Chamberlain | Janak |
| SFA | W 3-0 | Henard | Dillard | Shaw | Milam | Bramer | Chamberlain | Janak |
| HBU | W 3-0 | Henard | Dillard | Bramer | Milam | Wright | Chamberlain | Janak |
| Oral Roberts | W 3-1 | Henard | Dillard | Shaw | Milam | Wright | Chamberlain | Janak |
| Tulsa | W 3-0 | Henard | Dillard | Bramer | Milam | Wright | Chamberlain | Janak |
| Baylor | L 3-1 | Henard | Dillard | Bramer | Milam | Wright | Chamberlain | Janak |
| UTEP | W 3-0 | Henard | Dillard | Janak | Milam | Wright | Myers | Bramer |
| UTSA | L 3-0 | Henard | Dillard | Janak | Milam | Wright | Myers | Bramer |
| Rice | W 3-2 | Henard | Dillard | Janak | Milam | Wright | Williams | Bramer |
| LA Tech | W 3-1 | Henard | Dillard | Bramer | Milam | Abii | Chamberlain | Janak |
| Marshall | W 3-1 | Henard | Dillard | Bramer | Milam | Wright | Chamberlain | Janak |
| LA Tech | W 3-0 | Henard | Dillard | Shaw | Milam | Wright | Chamberlain | Janak |
| WKU | L 3-2 | Henard | Dillard | Janak | Milam | Wright | Chamberlain | Thornlow |
| Rice | | | | | | | | |
| Charlotte | | | | | | | | |
| UTEP | | | | | | | | |
| Southern Miss | | | | | | | | |
| FAU | | | | | | | | |
| FIU | | | | | | | | |
| MTSU | | | | | | | | |
| UTSA | | | | | | | | |

NCAA STATISTICS LEADERS

| Statistic | National Rank | Conference Rank | Value | National Leader | Value | Conference Leader | Value |
|-------------------------------------|---------------|-----------------|-------|---------------------|-------|-------------------|-------|
| Aces Per Set (329 ranked) | 227 | 8 | 1.12 | Manhattan | 2.10 | Charlotte | 1.57 |
| Assists Per Set (329 ranked) | 75 | 4 | 12.58 | Boise St. | 14.70 | Fla. Atlantic | 13.84 |
| Blocks Per Set (329 ranked) | 170 | 10 | 2.00 | Hawaii | 3.50 | FIU | 2.58 |
| Digs Per Set (329 ranked) | 219 | 10 | 14.06 | USC Upstate | 18.17 | UTEP | 17.66 |
| Hitting Percentage (329 ranked) | 65 | 4 | 0.243 | Washington | 0.319 | Western Ky. | 0.280 |
| Kills Per Set (329 ranked) | 88 | 4 | 13.35 | Boise St. | 15.60 | Fla. Atlantic | 14.69 |
| Match W-L Pctg. (326 ranked) | 120 | 7 | 0.609 | Southern California | 1.000 | Western Ky. | 0.913 |
| | | | | Kansas | 1.000 | | |
| Opp Hitting Percentage (329 ranked) | 277 | 11 | 0.232 | Washington | 0.124 | Western Ky. | 0.152 |
| Team Assists (329 ranked) | 6 | 3 | 1,120 | Southern Miss. | 1,228 | Southern Miss. | 1,228 |
| Team Attacks Per Set (329 ranked) | 191 | 7 | 34.37 | USC Upstate | 40.70 | UTEP | 38.21 |
| Team Digs (329 ranked) | 68 | 5 | 1,251 | Rider | 1,707 | Southern Miss. | 1,502 |
| Team Kills (329 ranked) | 10 | 3 | 1,188 | Southern Miss. | 1,307 | Southern Miss. | 1,307 |
| Team Service Aces (329 ranked) | 120 | 5 | 100 | Manhattan | 172 | UAB | 137 |
| Team Total Attacks (329 ranked) | 30 | 5 | 3,059 | Rider | 3,642 | Southern Miss. | 3,582 |
| Team Total Blocks (329 ranked) | 74 | 4 | 178.0 | Denver | 242.0 | Southern Miss. | 220.0 |

| Statistic | Player | National Rank | Conference Rank | Value | National Leader | Value | Conference Leader | Value |
|---------------------------------|--------------------|---------------|-----------------|-------|--------------------------------------|-------|----------------------------------|-------|
| Aces Per Set (143 ranked) | | | | | Samantha Bricio, Southern California | 0.75 | Kristina Rankovic, Fla. Atlantic | 0.42 |
| Assists Per Set (150 ranked) | Amy Henard | 107 | 4 | 9.66 | Avery Acker, SMU | 12.36 | Jessica Lucas, Western Ky. | 11.02 |
| Attacks Per Set (149 ranked) | Carnae Dillard | 1 | 1 | 13.57 | Carnae Dillard, North Texas | 13.57 | Carnae Dillard, North Texas | 13.57 |
| Blocks Per Set (150 ranked) | | | | | Rhamat Ahassan, Florida | 1.92 | Portia Okafor, Rice | 1.18 |
| Digs Per Set (150 ranked) | | | | | Mckenzie Hart, North Dakota | 6.20 | Allie Kellerman, Marshall | 4.67 |
| Hitting Percentage (150 ranked) | Amanda Chamberlain | 103 | 7 | 0.344 | Lianna Sybeldin, Washington | 0.470 | Gabriella Martin, Fla. Atlantic | 0.433 |
| Kills Per Set (150 ranked) | Carnae Dillard | 1 | 1 | 5.39 | Carnae Dillard, North Texas | 5.39 | Carnae Dillard, North Texas | 5.39 |
| Kills SG Highs (30 ranked) | Carnae Dillard | 1 | 1 | 480 | Carnae Dillard, North Texas | 480 | Carnae Dillard, North Texas | 480 |
| Points (150 ranked) | Carnae Dillard | 1 | 1 | 517.5 | Carnae Dillard, North Texas | 517.5 | Carnae Dillard, North Texas | 517.5 |
| Points Per Set (150 ranked) | Carnae Dillard | 2 | 1 | 5.81 | Samantha Bricio, Southern California | 6.21 | Carnae Dillard, North Texas | 5.81 |
| Service Aces (142 ranked) | | | | | Samantha Bricio, Southern California | 52 | Kylie Grandy, Southern Miss. | 42 |
| Total Assists (149 ranked) | Amy Henard | 49 | 4 | 802 | Hannah Klemm, Hofstra | 1,077 | Sarah Bell, Southern Miss. | 958 |
| Total Attacks (150 ranked) | Carnae Dillard | 1 | 1 | 1,208 | Carnae Dillard, North Texas | 1,208 | Carnae Dillard, North Texas | 1,208 |
| Total Blocks (144 ranked) | | | | | Payton Bock, Northern Ariz. | 123 | Elise Ames, Southern Miss. | 104 |
| Total Digs (149 ranked) | | | | | Mckenzie Hart, North Dakota | 552 | Mary Pursell, Southern Miss. | 458 |
| Total Kills (147 ranked) | Carnae Dillard | 1 | 1 | 480 | Carnae Dillard, North Texas | 480 | Carnae Dillard, North Texas | 480 |
| Triple Doubles (9 ranked) | | | | | Jo-Leigh Verveke, Western Caro. | 7 | | |

TEAM

Kills

| Category | Opponent | Date/Year | Total |
|----------|-------------------|-----------|-------|
| Match | Hardin Simmons | 11/84 | 97 |
| Season | --- | 2003 | 2,162 |
| NTVBC | last vs. Missouri | 8/30/14 | 75 |

Attacks

| | | | |
|--------------|--------------------|----------------|------------|
| Match | Hardin Simmons | 11/84 | 288 |
| Season | --- | 2003 | 5,482 |
| NTVBC | Boise State | 9/11/15 | 205 |

Attack %

| | | | |
|--------|----------------|---------|------|
| Match | Texas Southern | 8/11 | .527 |
| Season | --- | 1995 | .245 |
| NTVBC | FIU | 10/5/07 | .402 |

Assists

| | | | |
|--------|------------------------|----------|-------|
| Match | last vs. South Alabama | 10/01 | 81 |
| Season | --- | 2003 | 1,934 |
| NTVBC | ULM | 10/14/11 | 72 |

INDIVIDUAL

Kills

| Category | Name | Opponent | Date/Year | Total |
|--------------|-----------------------|--------------|----------------|-----------|
| Match | Corina Marginas | last vs. ULL | 9/03 | 38 |
| Season | Corina Marginas | --- | 2003 | 651 |
| Career | Corina Marginas | --- | 2000-03 | 2,211 |
| NTVBC | Carnaë Dillard | Rice | 10/2/15 | 31 |

Attacks

| | | | | |
|---------------|-----------------------|-----------------|-------------------|--------------|
| Match | Kim Coffey | Southwest Texas | 10/95 | 89 |
| Season | Carnaë Dillard | --- | 2012 | 1,513 |
| Career | Carnaë Dillard | --- | 2012-pres. | 5,503 |
| NTVBC | Carnaë Dillard | Rice | 10/2/15 | 71 |

Attack %

| | | | | |
|--------|------------------|--------------|---------|------|
| Match | Michelle Dressel | Oral Roberts | 9/94 | .917 |
| Season | Carly Collins | --- | 1994 | .374 |
| Career | Karissa Flack | --- | 2012-13 | .330 |
| NTVBC | Roxana Casvean | ULM | 11/6/09 | .652 |

Assists

| | | | | |
|--------|------------------|----------------|----------|-------|
| Match | Kim Brunette | New Mexico St. | 11/96 | 74 |
| Season | Kristin Sheppard | --- | 2003 | 1,601 |
| Career | Kristin Sheppard | --- | 2001-03 | 4,394 |
| NTVBC | Kayla Saey | ULM | 10/14/11 | 66 |

Digs

| | | | | |
|--------|--------------------|-------------|---------|-------|
| Match | Jessica Hulsebosch | W. Illinois | 9/06 | 42 |
| Season | Jessica Hulsebosch | --- | 2006 | 675 |
| Career | Jessica Hulsebosch | --- | 2004-07 | 2,212 |
| NTVBC | Jessica Hulsebosch | New Orleans | 11/4/07 | 27 |

Digs

| Category | Opponent | Date/Year | Total |
|--------------|--------------------|----------------|-----------|
| Match | Wichita State | 9/89 | 148 |
| Season | --- | 2003 | 2,264 |
| NTVBC | Boise State | 9/11/15 | 87 |

Aces

| | | | |
|--------|-------------|---------|-----|
| Match | Little Rock | 10/07 | 19 |
| Season | --- | 1983 | 268 |
| NTVBC | ULL | 11/2/07 | 15 |

Blocks

| | | | |
|--------|---------------------|---------|-------|
| Match | Northeast Louisiana | 10/87 | 47 |
| Season | --- | 1988 | 454.0 |
| NTVBC | MTSU | 10/1/06 | 17 |

Note: NTVBC stands for North Texas Volleyball Center. All records shown in this category are North Texas single match highs. For full stats, please visit MeanGreenSports.com.

Service Aces

| Category | Name | Opponent | Date/Year | Total |
|----------|--------------|-------------------|-----------|-------|
| Match | Brooke Engel | Little Rock | 10/07 | 12 |
| Season | Brooke Engel | --- | 2006 | 123 |
| Career | Brooke Engel | --- | 2004-07 | 237 |
| NTVBC | Brooke Engel | last vs. Ark. St. | 9/23/07 | 7 |

Blocks (Solo)

| | | | | |
|--------|------------------|---------------|---------|-----|
| Match | Kim Martin | last vs. UTEP | 10/88 | 10 |
| Season | Kim Martin | --- | 1988 | 113 |
| Career | Kim Martin | --- | 1987-89 | 193 |
| NTVBC | Catherine Coffey | last vs. MTSU | 10/1/06 | 5 |

Blocks (Assisted)

| | | | | |
|--------|------------------|-----------------|----------|-----|
| Match | Courtney Windham | Marshall | 11/13 | 12 |
| Season | Courtney Windham | --- | 2012 | 132 |
| Career | Rachel Troell | --- | 1994-97 | 317 |
| NTVBC | Two times | last vs. Denver | 10/26/09 | 7 |

Blocks (Total)

| | | | | |
|--------|------------------|------|---------|-----|
| Match | Kim Martin | UTEP | 11/84 | 20 |
| Season | Kim Martin | --- | 1988 | 229 |
| Career | Kim Martin | --- | 1987-89 | 428 |
| NTVBC | Catherine Coffey | MTSU | 10/1/06 | 12 |

Note: Bold denotes players currently on North Texas roster.

HEAD COACH ANDREW PALILEO



Age: 48

Hometown: Honolulu, Hawaii

Wife: Wendy

Children: Ashton, Austin, AJ and Alyvia

Alma Mater: Crown College, '91 (BA, Missiology)

Crown College, '95 (BA, Social Science/Secondary Education)

Bethel University, '00 (MA, Educational Leadership)

Coaching Experience

- 2013-pres:** North Texas, Head Coach
Record: 52-33 (61.2 %)
- 2011-12:** Ohio State, Assistant Coach
- 2008-10:** Washington St., Head Coach
Record: 34-54 (38.6 %)
- 2002-08:** Club SoDa 18s, Head Coach
- 2001-07:** S. Dakota St., Head Coach
Record: 154-86 (64.2 %)
- 1997-2000:** Bethel University, Head Coach
Record: 85-55 (60.7 %)
- 1993-97:** Crosstown Junior Olympics, Director
- 1986-90:** Edina HS, JV Head Coach

Head coach Andrew Palileo (paw-leh-lay-oh) continues to develop what has been a young and exciting North Texas volleyball team.

In his second year at the helm, Palileo guided the Mean Green to one of the best seasons in school history. Led by eventual Conference USA Player of the Year Carnae Dillard, Palileo & Co. racked up a 21-9 record entering the postseason, the second-best regular season win total in North Texas history. With momentum on its side and riding a program-best 10-match win streak, North Texas would make it to the C-USA semifinal round before falling to eventual conference champion WKU. The team's individual talent was recognized as Dillard took all-conference first team honors, senior Hanna Forst was named to the second team, and Amanda Chamberlain was placed on the conference's all-freshman squad.

In his first year at North Texas, Palileo led the Mean Green through its initial year in C-USA and accumulated a 17-15 record that came within a few points of the conference's semi-final round. Two players, sophomore Carnae Dillard and senior Karissa Flack, were named to the C-USA all-conference team while setter Amy Henard was an all-freshmen selection..

Palileo arrived in Denton from Ohio State where he was an assistant coach for two years bringing an extensive resume of experience at the Big-10 and Pac-12 levels to the Mean Green. His most recent head coaching position was at Washington State from 2008-2010. While in Pullman, Wash., Palileo took the Cougars to the NCAA tournament in 2009, their first trip in seven years. He also received the Pac-12 Coach of the Year award that same season.

Before heading to Washington State, Palileo was head coach for seven years at South Dakota State where he gathered 154 wins and 86 losses. He was named the 2007 Summit League Coach of the Year, when the South Dakota State Jacks were the Summit League regular season and tournament champions and made the first trip in school history to

the NCAA Championship Tournament that fall. Palileo's crew broke or tied 23 team or individual records during 2007.

Prior to South Dakota State, Palileo was the head volleyball coach at Bethel University (St. Paul, Minn.), where he had an 85-53 record in four seasons, the best four-year mark in school history. While at Bethel, he produced eight first-team All-Conference players, a first-team All-American and two academic All-Americans.

Palileo also coached the Club SoDa 18s volleyball team in Brookings, S.D., from 2002-2008, and was the Heartland Adidas Select Volleyball Program 18s head coach for five years in Minneapolis, Minn. He served as the director of the Crosstown Junior Olympics at Edina High (Minn.) from 1993-97, and he was the JV coach at Waconia (Minn.) High from 1986-90. A highly-regarded clinician, Palileo has also been the head coach of the Midwest Volleyball Instructor Elite Camps since 1997.

A graduate of Crown College (St. Bonifacius, Minn.), Palileo received his bachelor of arts degree in missiology in 1991 and a bachelor of arts degree in social science/secondary education in 1995. He went on to earn a master's degree in educational leadership from Bethel University (St. Paul, Minn.) in 2000.

Palileo and his wife, Wendy, have three sons, Ashton, Austin and A.J., and one daughter, Alyvia.

PALILEO'S RECORD VS. 2015 OPPONENTS

| | | | |
|--------------------|-------|------------------|-----|
| Winthrop | 1-0 | Tulsa | 1-2 |
| North Dakota State | 11-10 | Baylor | 0-2 |
| Missouri | 1-2 | UTEP | 5-0 |
| UTA | 1-1 | UTSA | 1-3 |
| Central Arkansas | 1-0 | Rice | 3-1 |
| Oklahoma | 1-1 | Louisiana Tech | 5-0 |
| Little Rock | 0-1 | Marshall | 2-2 |
| UAB | 2-1 | Western Kentucky | 0-3 |
| Boise State | 1-2 | Charlotte | 1-1 |
| Abilene Christian | 3-0 | Southern Miss | 2-1 |
| Houston | 1-1 | Florida Atlantic | 2-1 |
| SFA | 4-1 | FIU | 1-1 |
| Houston Baptist | 1-0 | Middle Tennessee | 2-0 |
| Oral Roberts | 2-1 | | |



KARLEY YORK



Freshman • 5-9 • S

San Antonio, TX • Churchill HS

SEASON STATISTICS

| OPP. | SP | K | E | TA | PCT | A | SA | SE | RE | D | BS | BA | BE | TB |
|--------------|----|---|---|----|-------|----|----|----|----|----|----|----|----|----|
| Winthrop | 3 | 0 | 0 | 0 | .000 | 4 | 0 | 2 | 0 | 3 | 0 | 0 | 0 | 0 |
| NDSU | 3 | 0 | 0 | 0 | .000 | 0 | 0 | 1 | 0 | 0 | 0 | 0 | 0 | 0 |
| Missouri | 1 | 0 | 0 | 0 | .000 | 7 | 0 | 0 | 0 | 1 | 0 | 0 | 0 | 0 |
| UTA | 2 | 1 | 0 | 4 | .250 | 17 | 0 | 0 | 0 | 4 | 0 | 0 | 1 | 0 |
| Central Ark. | 1 | 1 | 0 | 1 | 1.000 | 9 | 0 | 0 | 0 | 1 | 0 | 0 | 0 | 0 |
| Oklahoma | 4 | 0 | 0 | 0 | .000 | 1 | 0 | 1 | 0 | 3 | 0 | 0 | 0 | 0 |
| Little Rock | 3 | 0 | 0 | 0 | .000 | 3 | 0 | 0 | 0 | 9 | 0 | 0 | 0 | 0 |
| UAB | 2 | 0 | 0 | 1 | .000 | 1 | 1 | 1 | 0 | 0 | 0 | 0 | 0 | 0 |
| Boise State | 2 | 0 | 0 | 0 | .000 | 0 | 1 | 1 | 0 | 5 | 0 | 0 | 0 | 0 |
| ACU | 4 | 3 | 0 | 7 | .429 | 43 | 1 | 0 | 0 | 6 | 0 | 0 | 0 | 0 |
| Houston | 2 | 1 | 0 | 1 | 1.000 | 8 | 0 | 1 | 0 | 6 | 0 | 0 | 0 | 0 |
| SFA | 3 | 0 | 0 | 0 | .000 | 0 | 0 | 0 | 0 | 3 | 0 | 0 | 0 | 0 |
| HBU | 3 | 0 | 0 | 0 | .000 | 20 | 0 | 1 | 0 | 5 | 0 | 1 | 0 | 1 |
| Baylor | 2 | 0 | 0 | 1 | .000 | 0 | 0 | 2 | 0 | 0 | 0 | 0 | 0 | 0 |
| UTEP | 2 | 0 | 0 | 3 | .000 | 21 | 0 | 0 | 0 | 2 | 0 | 1 | 0 | 1 |
| UTSA | 3 | 1 | 0 | 3 | .333 | 19 | 0 | 1 | 0 | 9 | 0 | 1 | 2 | 1 |
| Rice | 2 | 0 | 0 | 1 | .000 | 0 | 0 | 0 | 0 | 0 | 0 | 0 | 0 | 0 |
| LA Tech | 3 | 0 | 0 | 1 | .000 | 5 | 0 | 0 | 0 | 2 | 0 | 0 | 0 | 0 |
| Marshall | 3 | 2 | 0 | 2 | 1.000 | 23 | 1 | 1 | 0 | 4 | 0 | 0 | 0 | 0 |
| LA Tech | 1 | 0 | 0 | 0 | .000 | 5 | 0 | 0 | 0 | 1 | 0 | 0 | 0 | 0 |
| #22 WKU | 5 | 0 | 0 | 0 | .000 | 2 | 4 | 1 | 0 | 10 | 0 | 0 | 0 | 0 |

CAREER HIGHS

Kills: 3 vs. Abilene Christian (9/12/15)

Attacks: 7 vs. ACU (9/12/15)

Attack %: 1.000 (three times), last vs. Marshall (10/11/15)

Assists: 43 vs. ACU (9/12/15)

Service aces: 4 vs. WKU (10/18/15)

Digs: 10 vs. WKU (10/18/15)

CAREER STATISTICS

| Year | MP-MS | SP | KILL | K/S | E | TA | PCT. | ASSIST | A/S | ACE | ACE/S | DIG | D/S | BS | BA | TB | BIK/S | PTS. |
|--------|-------|----|------|------|---|----|------|--------|------|-----|-------|-----|------|----|----|----|-------|------|
| 2015 | 21-1 | 54 | 9 | 0.17 | 0 | 25 | .360 | 188 | 3.48 | 8 | 0.15 | 74 | 1.37 | 0 | 3 | 3 | 0.06 | 18.5 |
| Career | 21-1 | 54 | 9 | 0.17 | 0 | 25 | .360 | 188 | 3.48 | 8 | 0.15 | 74 | 1.37 | 0 | 3 | 3 | 0.06 | 18.5 |



MEREDITH BRAMER

#2

Sophomore • 5-9 • DS
Prosper, TX • Prosper HS

SEASON STATISTICS

| OPP. | SP | K | E | TA | PCT | A | SA | SE | RE | D | BS | BA | BE | TB |
|--------------|----|---|---|----|--------|---|----|----|----|----|----|----|----|----|
| Winthrop | 4 | 0 | 0 | 0 | .000 | 1 | 2 | 0 | 1 | 3 | 0 | 0 | 0 | 0 |
| NDSU | 4 | 0 | 0 | 0 | .000 | 0 | 1 | 0 | 0 | 4 | 0 | 0 | 0 | 0 |
| UTA | 2 | 0 | 0 | 0 | .000 | 0 | 1 | 0 | 0 | 1 | 0 | 0 | 0 | 0 |
| Central Ark. | 5 | 0 | 0 | 0 | .000 | 2 | 0 | 1 | 0 | 7 | 0 | 0 | 0 | 0 |
| Oklahoma | 1 | 0 | 0 | 0 | .000 | 0 | 0 | 0 | 1 | 1 | 0 | 0 | 0 | 0 |
| Little Rock | 1 | 0 | 0 | 0 | .000 | 0 | 0 | 0 | 0 | 0 | 0 | 0 | 0 | 0 |
| UAB | 3 | 0 | 0 | 0 | .000 | 0 | 0 | 1 | 0 | 4 | 0 | 0 | 0 | 0 |
| Boise State | 4 | 0 | 0 | 1 | .000 | 0 | 1 | 2 | 2 | 16 | 0 | 0 | 0 | 0 |
| ACU | 5 | 0 | 0 | 0 | .000 | 1 | 0 | 1 | 0 | 9 | 0 | 0 | 0 | 0 |
| Houston | 3 | 0 | 0 | 0 | .000 | 0 | 0 | 1 | 1 | 4 | 0 | 0 | 0 | 0 |
| SFA | 3 | 0 | 0 | 1 | .000 | 1 | 0 | 0 | 0 | 8 | 0 | 0 | 0 | 0 |
| HBU | 3 | 0 | 0 | 0 | .000 | 3 | 0 | 1 | 0 | 12 | 0 | 0 | 0 | 0 |
| Oral Roberts | 4 | 0 | 1 | 1 | -1.000 | 4 | 0 | 1 | 0 | 8 | 0 | 0 | 0 | 0 |
| Tulsa | 3 | 0 | 0 | 1 | .000 | 2 | 1 | 0 | 0 | 13 | 0 | 0 | 0 | 0 |
| Baylor | 3 | 0 | 0 | 1 | .000 | 0 | 0 | 1 | 0 | 4 | 0 | 0 | 0 | 0 |
| UTEP | 3 | 0 | 0 | 0 | .000 | 1 | 2 | 0 | 0 | 11 | 0 | 0 | 0 | 0 |
| UTSA | 3 | 0 | 0 | 0 | .000 | 0 | 1 | 3 | 0 | 13 | 0 | 0 | 0 | 0 |
| Rice | 2 | 0 | 0 | 0 | .000 | 0 | 0 | 1 | 1 | 3 | 0 | 0 | 0 | 0 |
| LA Tech | 4 | 0 | 0 | 2 | .000 | 1 | 2 | 0 | 2 | 9 | 0 | 0 | 0 | 0 |
| Marshall | 4 | 0 | 0 | 2 | .000 | 1 | 0 | 1 | 1 | 10 | 0 | 0 | 0 | 0 |
| LA Tech | 1 | 0 | 0 | 0 | .000 | 0 | 1 | 0 | 0 | 0 | 0 | 0 | 0 | 0 |

CAREER HIGHS

Kills: 2 at SFA (9/1/14)

Attacks: 4 vs. Missouri (8/30/14)

Attack %: 1.000 (two times), last vs. SFA (9/1/14)

Assists: 4 vs. Oral Roberts (9/22/15)

Service aces: 4 vs. Utah Valley (9/13/14)

Digs: 16 vs. Boise State (9/11/15)

CAREER STATISTICS

| Year | MP-MS | SP | KILL | K/S | E | TA | PCT. | ASSIST | A/S | ACE | ACE/S | DIG | D/S | BS | BA | TB | Bik/S | PTS. |
|--------|-------|-----|------|------|---|----|-------|--------|------|-----|-------|-----|------|----|----|----|-------|------|
| 2014 | 32-4 | 94 | 4 | 0.04 | 2 | 9 | .222 | 9 | 0.10 | 20 | 0.21 | 130 | 1.38 | 0 | 0 | 0 | 0.00 | 24.0 |
| 2015 | 21-8 | 65 | 0 | 0.00 | 1 | 9 | -.111 | 17 | 0.26 | 12 | 0.18 | 140 | 2.15 | 0 | 0 | 0 | 0.00 | 12.0 |
| Career | 53-12 | 159 | 4 | 0.03 | 3 | 18 | .056 | 26 | 0.16 | 32 | 0.20 | 270 | 1.70 | 0 | 0 | 0 | 0.00 | 36.0 |



MCKENNA THORNLOW



Sophomore • 5-9 • DS
 Colorado Springs, CO • Rampart HS

SEASON STATISTICS

| OPP. | SP | K | E | TA | PCT | A | SA | SE | RE | D | BS | BA | BE | TB |
|--------------|----|---|---|----|--------|---|----|----|----|----|----|----|----|----|
| Winthrop | 5 | 0 | 0 | 0 | .000 | 3 | 1 | 2 | 0 | 13 | 0 | 0 | 0 | 0 |
| NDSU | 5 | 0 | 0 | 0 | .000 | 2 | 1 | 0 | 1 | 9 | 0 | 0 | 0 | 0 |
| Missouri | 3 | 0 | 0 | 0 | .000 | 3 | 1 | 0 | 1 | 7 | 0 | 0 | 0 | 0 |
| UTA | 1 | 0 | 0 | 0 | .000 | 1 | 0 | 0 | 0 | 2 | 0 | 0 | 0 | 0 |
| Central Ark. | 4 | 0 | 0 | 0 | .000 | 1 | 0 | 0 | 1 | 2 | 0 | 0 | 0 | 0 |
| Oklahoma | 4 | 0 | 0 | 0 | .000 | 0 | 1 | 1 | 0 | 2 | 0 | 0 | 0 | 0 |
| Little Rock | 1 | 0 | 0 | 0 | .000 | 0 | 0 | 1 | 0 | 2 | 0 | 0 | 0 | 0 |
| UAB | 1 | 0 | 0 | 0 | .000 | 0 | 0 | 0 | 1 | 0 | 0 | 0 | 0 | 0 |
| Boise State | 3 | 0 | 0 | 2 | .000 | 1 | 0 | 0 | 3 | 6 | 0 | 0 | 0 | 0 |
| ACU | 4 | 0 | 0 | 0 | .000 | 0 | 1 | 1 | 1 | 1 | 0 | 0 | 0 | 0 |
| Hosuton | 3 | 0 | 0 | 1 | .000 | 0 | 1 | 0 | 0 | 3 | 0 | 0 | 0 | 0 |
| SFA | 1 | 0 | 0 | 0 | .000 | 0 | 0 | 0 | 0 | 2 | 0 | 0 | 0 | 0 |
| HBU | 3 | 0 | 0 | 0 | .000 | 1 | 0 | 1 | 0 | 3 | 0 | 0 | 0 | 0 |
| Oral Roberts | 4 | 0 | 0 | 0 | .000 | 0 | 1 | 0 | 0 | 7 | 0 | 0 | 0 | 0 |
| Tulsa | 1 | 0 | 0 | 0 | .000 | 0 | 0 | 0 | 1 | 1 | 0 | 0 | 0 | 0 |
| Baylor | 4 | 0 | 1 | 1 | -1.000 | 2 | 4 | 2 | 1 | 10 | 0 | 0 | 0 | 0 |
| UTSA | 1 | 0 | 0 | 0 | .000 | 0 | 0 | 0 | 1 | 1 | 0 | 0 | 0 | 0 |
| Rice | 4 | 0 | 0 | 1 | .000 | 2 | 0 | 0 | 1 | 7 | 0 | 0 | 0 | 0 |
| LA Tech | 4 | 0 | 0 | 0 | .000 | 2 | 4 | 1 | 0 | 7 | 0 | 0 | 0 | 0 |
| Marshall | 2 | 0 | 0 | 0 | .000 | 0 | 0 | 0 | 0 | 3 | 0 | 0 | 0 | 0 |
| LA Tech | 3 | 0 | 0 | 0 | .000 | 1 | 0 | 2 | 0 | 8 | 0 | 0 | 0 | 0 |
| #22 WKU | 5 | 0 | 0 | 1 | .000 | 2 | 0 | 1 | 1 | 8 | 0 | 0 | 0 | 0 |

CAREER HIGHS

Kills: 1 (two times), last at MTSU (10/31/14)
Attacks: 3 at MTSU (10/31/14)
Attack %: 1.000 vs. Cleveland St. (9/20/14)
Assists: 3 (three times), last at Missouri (8/29/15)
Service aces: 4 (two times), last vs. LA Tech (10/9/15)
Digs: 15 vs. Cleveland St. (9/20/14)

CAREER STATISTICS

| Year | MP-MS | SP | KILL | K/S | E | TA | PCT. | ASSIST | A/S | ACE | ACE/S | DIG | D/S | BS | BA | TB | BIK/S | PTS. |
|--------|-------|-----|------|------|---|----|-------|--------|------|-----|-------|-----|------|----|----|----|-------|------|
| 2014 | 31-8 | 99 | 2 | 0.02 | 2 | 12 | .000 | 11 | 0.11 | 16 | 0.16 | 178 | 1.80 | 0 | 0 | 0 | 0.00 | 18.0 |
| 2015 | 22-0 | 66 | 0 | 0.00 | 1 | 6 | -.167 | 21 | 0.32 | 15 | 0.23 | 102 | 1.55 | 0 | 0 | 0 | 0.00 | 15.0 |
| Career | 53-8 | 165 | 2 | 0.01 | 3 | 18 | -.056 | 32 | 0.19 | 31 | 0.19 | 280 | 1.70 | 0 | 0 | 0 | 0.00 | 33.0 |



CARNAE DILLARD

#5

Senior • 5-8 • OH

San Antonio, TX • Johnson HS

SEASON STATISTICS

| OPP. | SP | K | E | TA | PCT | A | SA | SE | RE | D | BS | BA | BE | TB |
|--------------|----|----|----|----|------|---|----|----|----|----|----|----|----|----|
| Winthrop | 5 | 24 | 12 | 70 | .171 | 1 | 0 | 4 | 1 | 11 | 1 | 0 | 3 | 1 |
| NDSU | 5 | 30 | 10 | 65 | .308 | 5 | 0 | 3 | 0 | 7 | 0 | 1 | 0 | 1 |
| Missouri | 3 | 14 | 8 | 38 | .158 | 0 | 1 | 0 | 0 | 4 | 0 | 1 | 0 | 1 |
| UTA | 3 | 15 | 3 | 45 | .267 | 1 | 0 | 1 | 0 | 11 | 0 | 0 | 0 | 0 |
| Central Ark. | 5 | 27 | 9 | 70 | .257 | 2 | 0 | 0 | 1 | 14 | 2 | 1 | 0 | 3 |
| Oklahoma | 5 | 22 | 7 | 59 | .254 | 1 | 1 | 2 | 0 | 14 | 0 | 3 | 0 | 3 |
| Little Rock | 3 | 17 | 9 | 63 | .127 | 1 | 0 | 0 | 2 | 11 | 0 | 1 | 0 | 1 |
| UAB | 3 | 19 | 4 | 40 | .375 | 0 | 0 | 1 | 0 | 6 | 1 | 2 | 0 | 3 |
| Boise State | 5 | 21 | 15 | 67 | .090 | 1 | 0 | 2 | 0 | 24 | 2 | 1 | 0 | 3 |
| ACU | 5 | 21 | 5 | 51 | .314 | 0 | 0 | 2 | 0 | 14 | 1 | 2 | 2 | 3 |
| Houston | 3 | 18 | 5 | 37 | .351 | 0 | 1 | 3 | 0 | 4 | 1 | 1 | 0 | 2 |
| SFA | 3 | 12 | 6 | 35 | .171 | 2 | 1 | 1 | 0 | 6 | 1 | 2 | 0 | 3 |
| HBU | 3 | 22 | 5 | 52 | .327 | 1 | 0 | 2 | 0 | 11 | 2 | 1 | 0 | 3 |
| Oral Roberts | 4 | 19 | 7 | 50 | .240 | 3 | 1 | 2 | 1 | 10 | 1 | 2 | 1 | 3 |
| Tulsa | 3 | 20 | 1 | 39 | .487 | 0 | 0 | 2 | 0 | 10 | 0 | 1 | 0 | 1 |
| Baylor | 4 | 19 | 8 | 47 | .234 | 2 | 0 | 4 | 2 | 10 | 1 | 1 | 0 | 2 |
| UTEP | 3 | 25 | 3 | 49 | .449 | 1 | 2 | 1 | 1 | 13 | 0 | 1 | 0 | 1 |
| UTSA | 3 | 14 | 9 | 53 | .094 | 1 | 1 | 1 | 2 | 4 | 0 | 0 | 0 | 0 |
| Rice | 5 | 31 | 9 | 71 | .310 | 0 | 0 | 1 | 0 | 20 | 0 | 2 | 0 | 2 |
| LA Tech | 4 | 27 | 7 | 59 | .339 | 1 | 0 | 2 | 2 | 9 | 1 | 1 | 0 | 2 |
| Marshall | 4 | 19 | 7 | 52 | .231 | 1 | 1 | 1 | 0 | 16 | 0 | 0 | 0 | 0 |
| LA Tech | 3 | 14 | 4 | 31 | .323 | 2 | 1 | 0 | 0 | 6 | 0 | 2 | 0 | 2 |
| #22 WKU | 5 | 30 | 10 | 65 | .308 | 1 | 0 | 1 | 0 | 16 | 0 | 1 | 1 | 1 |

CAREER HIGHS

Kills: 31 (two times), last vs. Rice (10/2/15)

Attacks: 75 at Southern Miss (10/4/13)

Attack %: .650 vs. LA Tech (11/1/13)

Assists: 5 (two times), last vs. NDSU (8/29/15)


Service aces: 4, last vs. Marshall (10/5/14)

Digs: 26, last at Tulsa (10/6/13)

Blocks: 6 vs. Florida Atlantic (10/12/13)

CAREER STATISTICS

| Year | MP-MS | SP | KILL | K/S | E | TA | PCT. | ASSIST | A/S | ACE | ACE/S | DIG | D/S | BS | BA | TB | Bik/S |
|--------|---------|-----|------|------|-----|------|------|--------|------|-----|-------|------|------|----|-----|-----|-------|
| 2012 | 38-38 | 135 | 552 | 4.09 | 256 | 1513 | .196 | 14 | 0.10 | 29 | 0.21 | 296 | 2.19 | 29 | 62 | 91 | 0.67 |
| 2013 | 31-31 | 113 | 473 | 4.19 | 193 | 1279 | .219 | 33 | 0.29 | 21 | 0.19 | 371 | 3.28 | 7 | 43 | 50 | 0.44 |
| 2014 | 31-30 | 114 | 615 | 5.39 | 233 | 1506 | .254 | 24 | 0.21 | 31 | 0.27 | 364 | 3.19 | 13 | 27 | 40 | 0.35 |
| 2015 | 23-23 | 89 | 480 | 5.39 | 163 | 1208 | .262 | 27 | 0.30 | 10 | 0.11 | 251 | 2.82 | 14 | 27 | 41 | 0.46 |
| Career | 123-122 | 451 | 2120 | 4.70 | 845 | 5503 | .232 | 98 | 0.22 | 91 | 0.20 | 1282 | 2.84 | 63 | 159 | 222 | 0.49 |



MCKENZIE CHRISTOPHER

#6

Freshman • 5-5 • DS
Denton, TX • Guyer HS

SEASON STATISTICS

| OPP. | SP | K | E | TA | PCT | A | SA | SE | RE | D | BS | BA | BE | TB |
|--------------|----|---|---|----|------|---|----|----|----|----|----|----|----|----|
| Winthrop | 1 | 0 | 0 | 0 | .000 | 0 | 0 | 0 | 0 | 0 | 0 | 0 | 0 | 0 |
| NDSU | 3 | 0 | 0 | 0 | .000 | 0 | 0 | 1 | 0 | 0 | 0 | 0 | 0 | 0 |
| UTA | 3 | 0 | 0 | 0 | .000 | 4 | 0 | 0 | 1 | 13 | 0 | 0 | 0 | 0 |
| Central Ark. | 5 | 0 | 0 | 0 | .000 | 0 | 1 | 0 | 0 | 20 | 0 | 0 | 0 | 0 |
| Oklahoma | 5 | 0 | 0 | 0 | .000 | 1 | 1 | 4 | 1 | 13 | 0 | 0 | 0 | 0 |
| Little Rock | 3 | 0 | 0 | 0 | .000 | 2 | 0 | 0 | 1 | 9 | 0 | 0 | 0 | 0 |
| UAB | 3 | 0 | 0 | 0 | .000 | 1 | 1 | 2 | 0 | 4 | 0 | 0 | 0 | 0 |
| Boise State | 3 | 0 | 0 | 1 | .000 | 0 | 0 | 0 | 0 | 7 | 0 | 0 | 0 | 0 |
| SFA | 2 | 0 | 0 | 0 | .000 | 0 | 0 | 0 | 0 | 2 | 0 | 0 | 0 | 0 |
| HBU | 2 | 0 | 0 | 0 | .000 | 0 | 0 | 0 | 0 | 0 | 0 | 0 | 0 | 0 |
| Tulsa | 3 | 0 | 0 | 0 | .000 | 0 | 0 | 0 | 0 | 6 | 0 | 0 | 0 | 0 |
| Baylor | 1 | 0 | 0 | 0 | .000 | 1 | 0 | 1 | 0 | 0 | 0 | 0 | 0 | 0 |
| UTEP | 1 | 0 | 0 | 0 | .000 | 0 | 0 | 0 | 0 | 0 | 0 | 0 | 0 | 0 |
| UTSA | 2 | 0 | 0 | 0 | .000 | 1 | 0 | 1 | 0 | 4 | 0 | 0 | 0 | 0 |
| Rice | 4 | 0 | 0 | 0 | .000 | 1 | 1 | 2 | 4 | 9 | 0 | 0 | 0 | 0 |
| Marshall | 1 | 0 | 0 | 0 | .000 | 0 | 0 | 0 | 0 | 0 | 0 | 0 | 0 | 0 |
| LA Tech | 1 | 0 | 0 | 0 | .000 | 0 | 0 | 0 | 0 | 0 | 0 | 0 | 0 | 0 |

CAREER HIGHS

Kills: ---

Attacks: 1 vs. Boise St. (9/11/15)

Attack %: ---

Assists: 4 at UT Arlington (9/02/15)

Service aces: 1 (four times), last vs. Rice (10/2/15)

Digs: 20 vs. Central Arkansas (9/4/15)

Blocks: ---

CAREER STATISTICS

| Year | MP-MS | SP | KILL | K/S | E | TA | PCT. | ASSIST | A/S | ACE | ACE/S | DIG | D/S | BS | BA | TB | Bik/S | PTS. |
|--------|-------|----|------|------|---|----|------|--------|------|-----|-------|-----|------|----|----|----|-------|------|
| 2015 | 17-0 | 43 | 0 | 0.00 | 0 | 1 | .000 | 11 | 0.26 | 4 | 0.10 | 87 | 2.07 | 0 | 0 | 0 | 0.00 | 4.0 |
| Career | 17-0 | 43 | 0 | 0.00 | 0 | 1 | .000 | 11 | 0.26 | 4 | 0.10 | 87 | 2.07 | 0 | 0 | 0 | 0.00 | 4.0 |



TAYLOR HASKINS



RS Freshman • 6-0 • OH
Kennesaw, GA • Texas Tech

SEASON STATISTICS

| OPP. | SP | K | E | TA | PCT | A | SA | SE | RE | D | BS | BA | BE | TB |
|----------|----|---|---|----|------|---|----|----|----|---|----|----|----|----|
| UTA | 1 | 0 | 0 | 3 | .000 | 0 | 0 | 0 | 0 | 0 | 0 | 0 | 2 | 0 |
| Tulsa | 2 | 2 | 1 | 6 | .167 | 0 | 0 | 0 | 0 | 0 | 0 | 0 | 0 | 0 |
| UTEP | 3 | 0 | 0 | 0 | .000 | 0 | 1 | 0 | 0 | 3 | 0 | 0 | 0 | 0 |
| UTSA | 1 | 0 | 0 | 0 | .000 | 0 | 0 | 1 | 0 | 2 | 0 | 0 | 0 | 0 |
| Rice | 3 | 0 | 0 | 0 | .000 | 1 | 0 | 1 | 1 | 0 | 0 | 0 | 0 | 0 |
| Marshall | 4 | 0 | 0 | 0 | .000 | 1 | 0 | 0 | 0 | 3 | 0 | 0 | 0 | 0 |

CAREER HIGHS

Kills: 2 at Tulsa (9/19/15)

Attacks: 3 at UT Arlington (9/02/15)

Attack %: .167 at Tulsa (9/19/15)

Assists: 1 vs. Rice (10/2/15)


Service aces: 1 at UTEP (9/25/15)

Digs: 3 (two times), last at Marshall (10/11/15)

Blocks: - - -

CAREER STATISTICS

| Year | MP-MS | SP | KILL | K/S | E | TA | PCT. | ASSIST | A/S | ACE | ACE/S | DIG | D/S | BS | BA | TB | Bik/S | PTS. |
|--------|-------|----|------|------|---|----|------|--------|------|-----|-------|-----|------|----|----|----|-------|------|
| 2015 | 6-0 | 14 | 2 | 0.14 | 1 | 9 | .111 | 2 | 0.14 | 1 | 0.07 | 8 | 0.57 | 0 | 0 | 0 | 0.00 | 3.0 |
| Career | 6-0 | 14 | 2 | 0.14 | 1 | 9 | .111 | 2 | 0.14 | 1 | 0.07 | 8 | 0.57 | 0 | 0 | 0 | 0.00 | 3.0 |



CHELSEA ABII

#8

Sophomore • 5-10 • OH
Dallas, TX • The Oakridge HS

SEASON STATISTICS

| OPP. | SP | K | E | TA | PCT | A | SA | SE | RE | D | BS | BA | BE | TB |
|--------------|----|----|---|----|--------|---|----|----|----|---|----|----|----|----|
| Winthrop | 2 | 1 | 1 | 2 | .000 | 0 | 0 | 0 | 0 | 0 | 0 | 0 | 1 | 0 |
| NDSU | 1 | 0 | 0 | 0 | .000 | 0 | 0 | 0 | 1 | 1 | 1 | 0 | 0 | 1 |
| Missouri | 2 | 6 | 0 | 9 | .667 | 0 | 0 | 0 | 4 | 1 | 0 | 0 | 0 | 0 |
| UTA | 2 | 0 | 4 | 7 | -.571 | 0 | 0 | 0 | 0 | 1 | 0 | 0 | 0 | 0 |
| Central Ark. | 3 | 2 | 3 | 8 | -.125 | 0 | 0 | 0 | 0 | 0 | 0 | 2 | 0 | 2 |
| Oklahoma | 1 | 0 | 2 | 5 | -.400 | 0 | 0 | 0 | 0 | 1 | 0 | 0 | 0 | 0 |
| Little Rock | 1 | 0 | 2 | 5 | -.400 | 1 | 0 | 0 | 0 | 0 | 0 | 1 | 0 | 1 |
| UAB | 2 | 1 | 0 | 2 | .500 | 0 | 0 | 0 | 0 | 3 | 0 | 0 | 0 | 0 |
| Boise State | 5 | 5 | 4 | 20 | .050 | 0 | 0 | 0 | 0 | 4 | 0 | 3 | 0 | 3 |
| ACU | 5 | 12 | 2 | 28 | .357 | 0 | 0 | 1 | 1 | 6 | 0 | 2 | 1 | 2 |
| Houston | 3 | 3 | 6 | 19 | -.158 | 0 | 0 | 0 | 0 | 5 | 0 | 1 | 0 | 1 |
| HBU | 2 | 0 | 1 | 6 | -.167 | 0 | 0 | 0 | 0 | 1 | 0 | 1 | 0 | 1 |
| Oral Roberts | 1 | 0 | 1 | 1 | -1.000 | 0 | 0 | 0 | 0 | 0 | 0 | 0 | 0 | 0 |
| Baylor | 1 | 0 | 1 | 1 | -1.000 | 0 | 0 | 0 | 0 | 0 | 0 | 0 | 0 | 0 |
| UTEP | 1 | 5 | 0 | 6 | .833 | 0 | 0 | 0 | 0 | 1 | 0 | 0 | 0 | 0 |
| UTSA | 1 | 1 | 1 | 3 | .000 | 0 | 0 | 0 | 0 | 0 | 0 | 0 | 0 | 0 |
| Rice | 5 | 7 | 1 | 16 | .375 | 0 | 0 | 0 | 0 | 0 | 2 | 3 | 0 | 5 |
| LA Tech | 3 | 2 | 1 | 6 | .167 | 0 | 0 | 0 | 0 | 0 | 0 | 0 | 0 | 0 |
| Marshall | 3 | 6 | 2 | 13 | .308 | 0 | 0 | 0 | 0 | 1 | 1 | 2 | 0 | 3 |
| LA Tech | 2 | 4 | 1 | 12 | .250 | 0 | 0 | 0 | 0 | 1 | 0 | 1 | 1 | 1 |
| #22 WKU | 1 | 0 | 0 | 0 | .000 | 0 | 0 | 0 | 0 | 0 | 0 | 0 | 0 | 0 |

CAREER HIGHS

Kills: 13 vs. Miss. Valley St. (8/30/14)

Attacks: 28 vs. Abilene Christian (9/12/15)

Attack %: .833 at UTEP (9/25/15)

Assists: 1 (two times), last vs. Little Rock (9/5/15)

Digs: 6 vs. ACU (9/12/15)

Blocks: 5 vs. Rice (10/2/15)

CAREER STATISTICS

| Year | MP-MS | SP | KILL | K/S | E | TA | PCT. | ASSIST | A/S | ACE | ACE/S | DIG | D/S | BS | BA | TB | Blk/S | PTS. |
|--------|-------|-----|------|------|----|-----|------|--------|------|-----|-------|-----|------|----|----|----|-------|-------|
| 2014 | 26-6 | 70 | 102 | 1.46 | 56 | 286 | .161 | 1 | 0.01 | 0 | 0.00 | 23 | 0.33 | 1 | 24 | 25 | 0.36 | 115.0 |
| 2015 | 21-4 | 47 | 55 | 1.17 | 33 | 169 | .130 | 1 | 0.02 | 0 | 0.00 | 26 | 0.55 | 4 | 16 | 20 | 0.43 | 67.0 |
| Career | 47-10 | 117 | 157 | 1.34 | 89 | 455 | .149 | 2 | 0.02 | 0 | 0.00 | 49 | 0.42 | 5 | 40 | 45 | 0.38 | 182.0 |



HANNAH SHAW



Freshman • 6-0 • OH
Joshua, TX • Homeschool

SEASON STATISTICS

| OPP. | SP | K | E | TA | PCT | A | SA | SE | RE | D | BS | BA | BE | TB |
|--------------|----|----|---|----|-------|---|----|----|----|----|----|----|----|----|
| Winthrop | 5 | 15 | 3 | 31 | .387 | 0 | 1 | 0 | 1 | 7 | 0 | 1 | 0 | 1 |
| NDSU | 5 | 7 | 4 | 21 | .143 | 0 | 0 | 2 | 2 | 11 | 0 | 0 | 0 | 0 |
| Missouri | 3 | 3 | 3 | 15 | .000 | 0 | 0 | 0 | 1 | 2 | 0 | 1 | 0 | 1 |
| UTA | 3 | 4 | 6 | 25 | -.080 | 0 | 0 | 0 | 0 | 6 | 1 | 1 | 0 | 2 |
| Oklahoma | 5 | 7 | 2 | 25 | .200 | 0 | 0 | 0 | 0 | 3 | 1 | 1 | 0 | 2 |
| Little Rock | 2 | 3 | 3 | 12 | .000 | 0 | 0 | 0 | 1 | 2 | 0 | 1 | 0 | 1 |
| UAB | 2 | 4 | 1 | 7 | .429 | 0 | 0 | 0 | 0 | 1 | 1 | 0 | 1 | 1 |
| Boise State | 5 | 9 | 5 | 51 | .078 | 0 | 0 | 1 | 1 | 3 | 0 | 0 | 0 | 0 |
| Houston | 1 | 1 | 1 | 2 | .000 | 0 | 0 | 0 | 0 | 0 | 0 | 0 | 0 | 0 |
| SFA | 3 | 7 | 0 | 15 | .467 | 0 | 0 | 0 | 0 | 2 | 0 | 0 | 0 | 0 |
| HBU | 3 | 3 | 3 | 18 | .000 | 0 | 0 | 0 | 0 | 3 | 0 | 0 | 0 | 0 |
| Oral Roberts | 4 | 3 | 2 | 15 | .067 | 0 | 0 | 0 | 1 | 1 | 1 | 1 | 0 | 2 |
| Tulsa | 2 | 1 | 2 | 7 | -.143 | 0 | 0 | 0 | 0 | 2 | 0 | 0 | 0 | 0 |
| Baylor | 4 | 9 | 3 | 25 | .240 | 0 | 0 | 0 | 0 | 0 | 0 | 0 | 1 | 0 |
| UTEP | 3 | 4 | 5 | 17 | -.059 | 0 | 0 | 0 | 0 | 2 | 0 | 0 | 0 | 0 |
| UTSA | 3 | 6 | 0 | 18 | .333 | 0 | 0 | 0 | 0 | 2 | 0 | 1 | 0 | 1 |
| Rice | 5 | 11 | 3 | 28 | .286 | 0 | 0 | 0 | 0 | 1 | 0 | 0 | 0 | 0 |
| LA Tech | 4 | 11 | 2 | 22 | .409 | 0 | 0 | 0 | 0 | 3 | 0 | 2 | 0 | 2 |
| Marshall | 3 | 3 | 3 | 15 | .000 | 0 | 0 | 0 | 0 | 3 | 0 | 0 | 2 | 0 |
| LA Tech | 3 | 6 | 4 | 16 | .125 | 1 | 0 | 0 | 0 | 3 | 0 | 2 | 0 | 2 |
| #22 WKU | 5 | 7 | 4 | 26 | .115 | 0 | 0 | 0 | 0 | 2 | 0 | 0 | 1 | 0 |

CAREER HIGHS

Kills: 15 vs. Winthrop (8/28/15)
Attacks: 51 vs. Boise St. (9/11/15)
Attack %: .467 vs. SFA (9/16/15)
Assists: 1 vs. LA Tech (10/16/15)
Service aces: 1 vs. Winthrop (1/28/15)
Digs: 11 vs. North Dakota St. (8/29/15)
Blocks: 2 (five times), last vs. LA Tech (10/16/15)

CAREER STATISTICS

| Year | MP-MS | SP | KILL | K/S | E | TA | PCT. | ASSIST | A/S | ACE | ACE/S | DIG | D/S | BS | BA | TB | BIK/S | PTS. |
|--------|-------|----|------|------|----|-----|------|--------|------|-----|-------|-----|------|----|----|----|-------|-------|
| 2015 | 21-9 | 73 | 124 | 1.70 | 59 | 411 | .158 | 1 | 0.01 | 1 | 0.01 | 59 | 0.81 | 4 | 11 | 15 | 0.21 | 134.5 |
| Career | 21-9 | 73 | 124 | 1.70 | 59 | 411 | .158 | 1 | 0.01 | 1 | 0.01 | 59 | 0.81 | 4 | 11 | 15 | 0.21 | 134.5 |



HOLLY MILAM



Sophomore • 6-1 • MB
 Burleson, TX • Burleson HS

SEASON STATISTICS

| OPP. | SP | K | E | TA | PCT | A | SA | SE | RE | D | BS | BA | BE | TB |
|--------------|----|----|---|----|------|---|----|----|----|----|----|----|----|----|
| Winthrop | 5 | 7 | 1 | 14 | .429 | 0 | 2 | 1 | 0 | 2 | 0 | 0 | 0 | 0 |
| NDSU | 5 | 10 | 3 | 23 | .304 | 1 | 3 | 0 | 0 | 5 | 1 | 1 | 0 | 2 |
| Missouri | 3 | 4 | 1 | 8 | .375 | 0 | 0 | 0 | 0 | 0 | 0 | 1 | 0 | 1 |
| UTA | 3 | 6 | 4 | 16 | .125 | 0 | 0 | 1 | 0 | 2 | 0 | 3 | 0 | 3 |
| Central Ark. | 5 | 11 | 6 | 32 | .156 | 0 | 1 | 1 | 2 | 7 | 0 | 3 | 0 | 3 |
| Oklahoma | 5 | 9 | 3 | 17 | .353 | 0 | 0 | 2 | 0 | 2 | 1 | 3 | 0 | 4 |
| Little Rock | 3 | 7 | 2 | 15 | .333 | 0 | 1 | 0 | 0 | 5 | 0 | 2 | 0 | 2 |
| UAB | 3 | 8 | 3 | 13 | .385 | 0 | 2 | 1 | 0 | 2 | 1 | 4 | 0 | 5 |
| Boise State | 5 | 8 | 4 | 27 | .148 | 0 | 1 | 0 | 1 | 8 | 1 | 2 | 1 | 3 |
| ACU | 5 | 9 | 2 | 21 | .333 | 1 | 0 | 3 | 0 | 12 | 1 | 6 | 0 | 7 |
| Houston | 3 | 4 | 0 | 15 | .267 | 2 | 0 | 3 | 2 | 2 | 0 | 1 | 0 | 1 |
| SFA | 3 | 5 | 2 | 19 | .158 | 0 | 0 | 0 | 1 | 6 | 1 | 2 | 1 | 3 |
| HBU | 3 | 8 | 0 | 20 | .400 | 1 | 1 | 0 | 1 | 11 | 0 | 1 | 1 | 1 |
| Oral Roberts | 4 | 6 | 3 | 23 | .130 | 1 | 2 | 2 | 2 | 13 | 0 | 4 | 0 | 4 |
| Tulsa | 3 | 11 | 2 | 18 | .500 | 3 | 1 | 0 | 0 | 16 | 0 | 0 | 0 | 0 |
| Baylor | 4 | 7 | 5 | 23 | .087 | 0 | 0 | 2 | 0 | 5 | 1 | 1 | 0 | 2 |
| UTEP | 3 | 8 | 1 | 15 | .467 | 0 | 1 | 2 | 0 | 3 | 1 | 4 | 0 | 5 |
| UTSA | 3 | 5 | 1 | 10 | .400 | 0 | 1 | 0 | 1 | 4 | 0 | 1 | 2 | 1 |
| Rice | 5 | 10 | 1 | 20 | .450 | 0 | 1 | 1 | 0 | 2 | 1 | 2 | 1 | 3 |
| LA Tech | 4 | 6 | 3 | 20 | .150 | 0 | 0 | 0 | 0 | 9 | 1 | 2 | 0 | 3 |
| Marshall | 4 | 10 | 4 | 25 | .240 | 1 | 0 | 1 | 0 | 5 | 0 | 4 | 0 | 4 |
| LA Tech | 3 | 6 | 4 | 15 | .133 | 0 | 0 | 1 | 1 | 7 | 4 | 5 | 1 | 9 |
| #22 WKU | 5 | 13 | 0 | 28 | .464 | 0 | 0 | 0 | 0 | 8 | 0 | 4 | 1 | 4 |

CAREER HIGHS

Kills: 15 vs. Wichita St. (9/5/14)
Attacks: 32 vs. Central Arkansas (9/4/15)
Attack %: .643 at LA Tech (10/19/14)
Assists: 3 at Tulsa (9/19/15)
Service aces: 3 (two times), last vs. North Dakota St. (8/29/15)
Digs: 16 at Tulsa (9/19/15)
Blocks: 9 vs. LA Tech (10/16/15)

CAREER STATISTICS

| Year | MP-MS | SP | KILL | K/S | E | TA | PCT. | ASSIST | A/S | ACE | ACE/S | DIG | D/S | BS | BA | TB | Blk/S | PTS. |
|--------|-------|-----|------|------|-----|-----|------|--------|------|-----|-------|-----|------|----|-----|-----|-------|-------|
| 2014 | 32-32 | 118 | 218 | 1.85 | 90 | 522 | .245 | 8 | 0.07 | 16 | 0.14 | 75 | 0.64 | 13 | 71 | 84 | 0.71 | 282.5 |
| 2015 | 23-22 | 89 | 178 | 2.00 | 55 | 437 | .281 | 10 | 0.11 | 17 | 0.19 | 136 | 1.53 | 14 | 56 | 70 | 0.79 | 237.0 |
| Career | 55-54 | 207 | 396 | 1.91 | 145 | 959 | .262 | 18 | 0.09 | 33 | 0.16 | 211 | 1.02 | 27 | 127 | 154 | 0.74 | 519.5 |



ALEXIS WRIGHT

11

Sophomore • 6-0 • RS
Arlington, TX • Martin HS

SEASON STATISTICS

| OPP. | SP | K | E | TA | PCT | A | SA | SE | RE | D | BS | BA | BE | TB |
|--------------|----|----|---|----|------|---|----|----|----|---|----|----|----|----|
| Winthrop | 5 | 8 | 4 | 15 | .267 | 1 | 0 | 0 | 0 | 1 | 0 | 1 | 0 | 1 |
| NDSU | 5 | 6 | 6 | 21 | .000 | 0 | 0 | 0 | 0 | 2 | 0 | 0 | 0 | 0 |
| Missouri | 3 | 6 | 4 | 14 | .143 | 1 | 0 | 0 | 0 | 4 | 0 | 0 | 0 | 0 |
| UTA | 3 | 5 | 4 | 15 | .067 | 0 | 0 | 0 | 0 | 0 | 0 | 1 | 1 | 1 |
| Central Ark. | 5 | 5 | 3 | 15 | .133 | 0 | 0 | 0 | 0 | 5 | 0 | 2 | 0 | 2 |
| Oklahoma | 5 | 6 | 4 | 19 | .105 | 0 | 0 | 0 | 0 | 1 | 1 | 0 | 0 | 1 |
| Little Rock | 3 | 3 | 1 | 8 | .250 | 0 | 0 | 0 | 0 | 2 | 1 | 1 | 0 | 2 |
| UAB | 3 | 3 | 2 | 6 | .167 | 0 | 0 | 0 | 0 | 1 | 0 | 1 | 0 | 1 |
| Boise State | 1 | 1 | 1 | 3 | .000 | 0 | 0 | 0 | 0 | 0 | 0 | 0 | 0 | 0 |
| ACU | 5 | 10 | 3 | 23 | .304 | 0 | 0 | 0 | 0 | 1 | 0 | 6 | 2 | 6 |
| Houston | 3 | 6 | 4 | 15 | .133 | 0 | 0 | 0 | 0 | 0 | 0 | 0 | 0 | 0 |
| SFA | 3 | 12 | 2 | 21 | .476 | 0 | 0 | 0 | 0 | 0 | 1 | 2 | 0 | 3 |
| HBU | 3 | 4 | 2 | 12 | .167 | 0 | 0 | 0 | 0 | 0 | 0 | 0 | 0 | 0 |
| Oral Roberts | 4 | 9 | 8 | 21 | .048 | 0 | 0 | 0 | 0 | 1 | 0 | 2 | 1 | 2 |
| Tulsa | 3 | 5 | 0 | 11 | .455 | 0 | 0 | 0 | 0 | 0 | 1 | 1 | 0 | 2 |
| Baylor | 4 | 12 | 3 | 19 | .474 | 0 | 0 | 0 | 0 | 2 | 1 | 0 | 1 | 1 |
| UTEP | 3 | 3 | 2 | 10 | .100 | 0 | 0 | 0 | 0 | 4 | 0 | 3 | 0 | 3 |
| UTSA | 3 | 6 | 2 | 14 | .286 | 0 | 0 | 0 | 0 | 2 | 0 | 0 | 0 | 0 |
| Rice | 1 | 1 | 1 | 2 | .000 | 0 | 0 | 0 | 0 | 0 | 0 | 0 | 0 | 0 |
| LA Tech | 4 | 2 | 1 | 7 | .143 | 0 | 0 | 0 | 0 | 3 | 0 | 1 | 0 | 1 |
| Marshall | 4 | 7 | 2 | 15 | .333 | 0 | 0 | 0 | 0 | 0 | 0 | 3 | 0 | 3 |
| LA Tech | 3 | 8 | 2 | 14 | .429 | 0 | 0 | 0 | 0 | 5 | 0 | 2 | 0 | 2 |
| #22 WKU | 5 | 5 | 5 | 16 | .000 | 0 | 0 | 0 | 0 | 1 | 0 | 4 | 0 | 4 |

CAREER HIGHS

Kills: 19 vs. Missouri (8/30/14)
Attacks: 28 vs. Missouri (8/30/14)
Attack %: .667 (two times), last at UAB (11/2/14)
Digs: 5 vs. Central Arkansas (9/4/15)
Blocks: 6 vs. Abilene Christian (9/12/15)
Service Aces: ---

CAREER STATISTICS

| Year | MP-MS | SP | KILL | K/S | E | TA | PCT. | ASSIST | A/S | ACE | ACE/S | DIG | D/S | BS | BA | TB | Bik/S | PTS. |
|--------|-------|-----|------|------|-----|-----|------|--------|------|-----|-------|-----|------|----|----|----|-------|-------|
| 2014 | 18-8 | 54 | 91 | 1.69 | 40 | 217 | .235 | 0 | 0.00 | 0 | 0.00 | 21 | 0.39 | 2 | 17 | 19 | 0.35 | 101.5 |
| 2015 | 23-19 | 81 | 133 | 1.64 | 66 | 316 | .212 | 2 | 0.02 | 0 | 0.00 | 35 | 0.43 | 5 | 30 | 35 | 0.43 | 153.0 |
| Career | 41-27 | 135 | 224 | 1.66 | 106 | 533 | .221 | 2 | 0.01 | 0 | 0.00 | 56 | 0.41 | 7 | 47 | 54 | 0.40 | 254.5 |



AMY HENARD

#12

Junior • 5-11 • S
Weatherford, TX • Brock HS

SEASON STATISTICS

| OPP. | SP | K | E | TA | PCT | A | SA | SE | RE | D | BS | BA | BE | TB |
|--------------|----|---|---|----|--------|----|----|----|----|----|----|----|----|----|
| Winthrop | 5 | 2 | 2 | 7 | .000 | 48 | 6 | 3 | 0 | 9 | 0 | 0 | 0 | 0 |
| NDSU | 5 | 4 | 0 | 4 | 1.000 | 46 | 0 | 3 | 0 | 11 | 0 | 0 | 0 | 0 |
| Missouri | 3 | 2 | 2 | 4 | .000 | 24 | 1 | 1 | 0 | 5 | 0 | 0 | 0 | 0 |
| UTA | 2 | 4 | 0 | 5 | .800 | 11 | 0 | 1 | 0 | 3 | 0 | 1 | 0 | 1 |
| Central Ark. | 5 | 2 | 1 | 7 | .143 | 43 | 1 | 4 | 0 | 12 | 0 | 1 | 0 | 1 |
| Oklahoma | 5 | 0 | 1 | 4 | -.250 | 43 | 1 | 1 | 0 | 12 | 0 | 3 | 0 | 3 |
| Little Rock | 3 | 0 | 0 | 1 | .000 | 32 | 0 | 2 | 0 | 6 | 1 | 3 | 0 | 4 |
| UAB | 3 | 1 | 0 | 2 | .500 | 37 | 3 | 2 | 0 | 6 | 0 | 3 | 0 | 3 |
| Boise State | 5 | 2 | 1 | 9 | .111 | 53 | 2 | 3 | 0 | 13 | 0 | 1 | 0 | 1 |
| ACU | 2 | 1 | 0 | 1 | 1.000 | 15 | 1 | 0 | 0 | 1 | 0 | 0 | 0 | 0 |
| Houston | 3 | 2 | 1 | 4 | .250 | 27 | 0 | 2 | 0 | 5 | 0 | 1 | 0 | 1 |
| SFA | 3 | 3 | 0 | 3 | 1.000 | 43 | 2 | 3 | 0 | 10 | 1 | 1 | 0 | 2 |
| HBU | 3 | 1 | 0 | 1 | 1.000 | 16 | 1 | 0 | 0 | 5 | 0 | 0 | 1 | 0 |
| Oral Roberts | 4 | 5 | 0 | 8 | .625 | 40 | 0 | 2 | 1 | 13 | 0 | 3 | 0 | 3 |
| Tulsa | 3 | 3 | 0 | 5 | .600 | 38 | 0 | 2 | 0 | 5 | 0 | 0 | 0 | 0 |
| Baylor | 4 | 4 | 3 | 11 | .091 | 49 | 0 | 3 | 0 | 9 | 0 | 1 | 0 | 1 |
| UTEP | 3 | 1 | 0 | 2 | .500 | 22 | 0 | 2 | 0 | 7 | 0 | 2 | 0 | 0 |
| UTSA | 1 | 0 | 0 | 0 | .000 | 8 | 0 | 1 | 0 | 4 | 0 | 1 | 0 | 1 |
| Rice | 5 | 1 | 0 | 5 | .200 | 56 | 1 | 1 | 0 | 14 | 0 | 3 | 0 | 3 |
| LA Tech | 4 | 0 | 1 | 4 | -.250 | 43 | 1 | 1 | 0 | 13 | 0 | 1 | 0 | 1 |
| Marshall | 4 | 0 | 1 | 1 | -1.000 | 23 | 0 | 0 | 0 | 9 | 0 | 1 | 0 | 1 |
| LA Tech | 3 | 0 | 0 | 2 | .000 | 32 | 1 | 1 | 0 | 8 | 0 | 2 | 1 | 2 |
| #22 WKU | 5 | 4 | 3 | 12 | .083 | 53 | 2 | 1 | 0 | 12 | 0 | 1 | 1 | 1 |

CAREER HIGHS

Kills: 5 (two times), last vs. ORU (9/19/15)

Attacks: 12 vs. WKU (10/18/15)

Assists: 68 vs. Idaho (9/14/13)

Service aces: 6 vs. Winthrop (8/28/15)

Digs: 18 vs. Texas St. (9/7/13)

Blocks: 5 vs. Utah (9/6/13)

CAREER STATISTICS

| Year | MP-MS | SP | KILL | K/S | E | TA | PCT. | ASSIST | A/S | ACE | ACE/S | DIG | D/S | BS | BA | TB | BIK/S | PTS. |
|--------|-------|-----|------|------|----|-----|------|--------|-------|-----|-------|-----|------|----|-----|-----|-------|-------|
| 2013 | 32-32 | 113 | 43 | 0.38 | 23 | 126 | .159 | 1192 | 10.50 | 10 | 0.09 | 255 | 2.26 | 3 | 37 | 40 | 0.35 | 74.5 |
| 2014 | 32-26 | 102 | 31 | 0.30 | 7 | 73 | .329 | 1060 | 10.39 | 25 | 0.25 | 217 | 2.13 | 1 | 37 | 38 | 0.37 | 75.5 |
| 2015 | 23-23 | 83 | 42 | 0.51 | 16 | 102 | .255 | 802 | 9.66 | 23 | 0.28 | 192 | 2.31 | 2 | 29 | 31 | 0.37 | 81.5 |
| Career | 87-81 | 298 | 116 | 0.39 | 46 | 301 | .233 | 3054 | 10.25 | 58 | 0.19 | 664 | 2.23 | 6 | 103 | 109 | 0.37 | 231.5 |



AMANDA CHAMBERLAIN

#13

Sophomore • 6-3 • MB

Lake Wood, CA • Valley Christian HS

SEASON STATISTICS

| OPP. | SP | K | E | TA | PCT | A | SA | SE | RE | D | BS | BA | BE | TB |
|--------------|----|----|---|----|------|---|----|----|----|---|----|----|----|----|
| Winthrop | 5 | 6 | 2 | 14 | .286 | 1 | 0 | 0 | 0 | 0 | 1 | 2 | 1 | 3 |
| NDSU | 5 | 6 | 2 | 10 | .400 | 0 | 0 | 0 | 0 | 2 | 1 | 0 | 0 | 1 |
| Missouri | 3 | 5 | 3 | 10 | .200 | 0 | 0 | 0 | 0 | 0 | 0 | 1 | 0 | 1 |
| UTA | 2 | 3 | 0 | 5 | .600 | 0 | 0 | 0 | 0 | 0 | 0 | 0 | 0 | 0 |
| Central Ark. | 4 | 5 | 1 | 9 | .444 | 0 | 0 | 0 | 0 | 0 | 0 | 0 | 0 | 0 |
| Oklahoma | 5 | 5 | 2 | 15 | .200 | 0 | 0 | 0 | 0 | 0 | 3 | 4 | 0 | 7 |
| Little Rock | 3 | 6 | 0 | 15 | .400 | 0 | 0 | 0 | 0 | 0 | 1 | 5 | 0 | 6 |
| UAB | 3 | 9 | 1 | 16 | .500 | 0 | 0 | 0 | 0 | 0 | 1 | 2 | 0 | 3 |
| Boise State | 5 | 14 | 2 | 23 | .522 | 0 | 0 | 0 | 0 | 1 | 1 | 3 | 0 | 4 |
| ACU | 5 | 8 | 6 | 19 | .105 | 0 | 0 | 1 | 0 | 2 | 1 | 4 | 1 | 5 |
| Houston | 3 | 4 | 3 | 13 | .077 | 0 | 0 | 0 | 0 | 1 | 0 | 2 | 0 | 2 |
| SFA | 3 | 7 | 2 | 15 | .333 | 0 | 0 | 0 | 0 | 0 | 3 | 3 | 0 | 6 |
| HBU | 3 | 6 | 0 | 17 | .353 | 0 | 0 | 0 | 0 | 0 | 0 | 2 | 0 | 2 |
| Oral Roberts | 4 | 13 | 0 | 20 | .650 | 0 | 0 | 0 | 0 | 2 | 1 | 4 | 1 | 5 |
| Tulsa | 3 | 6 | 3 | 21 | .143 | 0 | 0 | 0 | 0 | 2 | 1 | 2 | 0 | 3 |
| Baylor | 4 | 7 | 2 | 15 | .333 | 0 | 0 | 0 | 0 | 0 | 0 | 1 | 1 | 1 |
| LA Tech | 3 | 8 | 3 | 14 | .357 | 0 | 0 | 0 | 1 | 1 | 0 | 0 | 1 | 0 |
| Marshall | 4 | 9 | 0 | 21 | .429 | 0 | 0 | 0 | 0 | 0 | 2 | 2 | 2 | 4 |
| LA Tech | 2 | 5 | 0 | 7 | .714 | 0 | 0 | 0 | 0 | 1 | 0 | 4 | 0 | 4 |
| #22 WKU | 5 | 8 | 5 | 20 | .150 | 0 | 0 | 0 | 0 | 1 | 2 | 2 | 1 | 4 |

CAREER HIGHS

Kills: 14 vs. Boise State (9/11/15)

Attacks: 28 vs. Florida Atlantic (10/24/14)

Attack %: 1.000 vs. UTEP (11/15/14)

Digs: 2 (four times), last at Tulsa (9/19/15)

Blocks: 7 at Oklahoma (9/4/15)

CAREER STATISTICS

| Year | MP-MS | SP | KILL | K/S | E | TA | PCT. | ASSIST | A/S | ACE | ACE/S | DIG | D/S | BS | BA | TB | BIK/S | PTS. |
|--------|-------|-----|------|------|----|-----|------|--------|------|-----|-------|-----|------|----|-----|-----|-------|-------|
| 2014 | 30-27 | 102 | 154 | 1.51 | 48 | 349 | .304 | 1 | 0.01 | 0 | 0.00 | 12 | 0.12 | 10 | 74 | 84 | 0.82 | 201.0 |
| 2015 | 20-18 | 74 | 140 | 1.89 | 37 | 299 | .344 | 1 | 0.01 | 0 | 0.00 | 13 | 0.18 | 18 | 43 | 61 | 0.82 | 179.5 |
| Career | 50-45 | 176 | 294 | 1.67 | 85 | 648 | .323 | 2 | 0.01 | 0 | 0.00 | 25 | 0.14 | 28 | 117 | 145 | 0.82 | 380.5 |



ALY VIA PALILEO

#14

Freshman • 5-7 • S/DS
Denton, TX • Guyer HS

SEASON STATISTICS

| OPP. | SP | K | E | TA | PCT | A | SA | SE | RE | D | BS | BA | BE | TB |
|--------------|----|---|---|----|------|---|----|----|----|---|----|----|----|----|
| Central Ark. | 1 | 0 | 0 | 0 | .000 | 0 | 0 | 0 | 0 | 0 | 0 | 0 | 0 | 0 |
| Marshall | 1 | 0 | 0 | 0 | .000 | 0 | 0 | 0 | 0 | 0 | 0 | 0 | 0 | 0 |
| LA Tech | 1 | 0 | 0 | 0 | .000 | 0 | 0 | 0 | 0 | 0 | 0 | 0 | 0 | 0 |

CAREER HIGHS

Kills: ---
 Attacks: ---
 Attack %: ---
 Assists: ---
 Service aces: ---
 Digs: ---
 Blocks: ---

CAREER STATISTICS

| Year | MP-MS | SP | KILL | K/S | E | TA | PCT. | ASSIST | A/S | ACE | ACE/S | DIG | D/S | BS | BA | TB | BIK/S | PTS. |
|--------|-------|----|------|------|---|----|------|--------|------|-----|-------|-----|------|----|----|----|-------|------|
| 2015 | 3-0 | 3 | 0 | 0.00 | 0 | 0 | .000 | 0 | 0.00 | 0 | 0.00 | 0 | 0.00 | 0 | 0 | 0 | 0.00 | 0.0 |
| Career | 3-0 | 3 | 0 | 0.00 | 0 | 0 | .000 | 0 | 0.00 | 0 | 0.00 | 0 | 0.00 | 0 | 0 | 0 | 0.00 | 0.0 |



MIKALI MYERS

#15

Sophomore • 6-2 • MB
 San Marcos, TX • San Marcos HS

SEASON STATISTICS

| OPP. | SP | K | E | TA | PCT | A | SA | SE | RE | D | BS | BA | BE | TB |
|--------------|----|---|---|----|-------|---|----|----|----|---|----|----|----|----|
| Winthrop | 1 | 0 | 0 | 0 | .000 | 0 | 0 | 0 | 0 | 0 | 0 | 0 | 0 | 0 |
| NDSU | 1 | 0 | 0 | 0 | .000 | 0 | 0 | 0 | 0 | 1 | 0 | 0 | 0 | 0 |
| UTA | 1 | 2 | 1 | 4 | .250 | 0 | 0 | 0 | 0 | 0 | 0 | 0 | 0 | 0 |
| Central Ark. | 3 | 4 | 1 | 9 | .333 | 0 | 0 | 2 | 0 | 3 | 1 | 2 | 0 | 3 |
| Little Rock | 1 | 1 | 0 | 1 | 1.000 | 0 | 0 | 0 | 0 | 0 | 0 | 0 | 0 | 0 |
| UTEP | 3 | 3 | 3 | 9 | .000 | 0 | 0 | 0 | 0 | 0 | 0 | 3 | 0 | 3 |
| UTSA | 2 | 0 | 2 | 4 | -.500 | 0 | 0 | 0 | 0 | 0 | 0 | 1 | 1 | 1 |
| LA Tech | 1 | 0 | 0 | 2 | .000 | 0 | 0 | 0 | 1 | 0 | 0 | 1 | 0 | 1 |
| LA Tech | 1 | 1 | 0 | 1 | 1.000 | 0 | 0 | 0 | 0 | 0 | 0 | 0 | 0 | 0 |

CAREER HIGHS

Kills: 5 vs. Jackson St. (9/13/14)
Attacks: 11 vs. Jackson St. (9/13/14)
Attack %: 1.000 (three times), last vs. LA Tech (10/16/15)
Service aces: 1 vs. Jackson St. (9/13/14)
Digs: 3 vs. Central Arkansas (9/4/15)
Blocks: 6 vs. Northwestern St. (8/29/14)

CAREER STATISTICS

| Year | MP-MS | SP | KILL | K/S | E | TA | PCT. | ASSIST | A/S | ACE | ACE/S | DIG | D/S | BS | BA | TB | Bik/S | PTS. |
|--------|-------|----|------|------|----|-----|------|--------|------|-----|-------|-----|------|----|----|----|-------|------|
| 2014 | 21-7 | 52 | 25 | 0.48 | 14 | 83 | .133 | 0 | 0.00 | 1 | 0.02 | 4 | 0.08 | 5 | 20 | 25 | 0.48 | 41.0 |
| 2015 | 9-4 | 14 | 11 | 0.79 | 7 | 30 | .133 | 0 | 0.00 | 0 | 0.00 | 4 | 0.29 | 1 | 7 | 8 | 0.57 | 15.5 |
| Career | 30-11 | 66 | 36 | 0.55 | 21 | 113 | .133 | 0 | 0.00 | 1 | 0.02 | 8 | 0.12 | 6 | 27 | 33 | 0.50 | 56.5 |



JORDYN WILLIAMS

#16

Freshman • 6-1 • MB

San Antonio, TX • O'Connor HS

SEASON STATISTICS

| OPP. | SP | K | E | TA | PCT | A | SA | SE | RE | D | BS | BA | BE | TB |
|--------------|----|---|---|----|------|---|----|----|----|---|----|----|----|----|
| NDSU | 1 | 0 | 0 | 1 | .000 | 0 | 0 | 0 | 0 | 0 | 0 | 0 | 0 | 0 |
| Central Ark. | 3 | 3 | 1 | 6 | .333 | 0 | 0 | 0 | 0 | 0 | 0 | 0 | 0 | 0 |
| UTEP | 1 | 0 | 0 | 1 | .000 | 0 | 0 | 0 | 0 | 0 | 0 | 0 | 0 | 0 |
| UTSA | 1 | 0 | 0 | 1 | .000 | 0 | 0 | 0 | 0 | 0 | 0 | 1 | 0 | 1 |
| Rice | 5 | 3 | 1 | 6 | .333 | 0 | 0 | 0 | 0 | 0 | 2 | 2 | 0 | 4 |
| LA Tech | 1 | 2 | 0 | 3 | .667 | 0 | 0 | 0 | 0 | 0 | 0 | 2 | 0 | 2 |
| LA Tech | 1 | 1 | 0 | 2 | .500 | 0 | 0 | 0 | 0 | 0 | 0 | 0 | 0 | 0 |

CAREER HIGHS

Kills: 3 (two times), last vs. Rice (10/2/15)

Attacks: 6 (two times), last vs. Rice (10/2/15)

Attack %: .667 at LA Tech (10/9/15)

Assists: ---

Service aces: ---

Digs: ---

Blocks: 4 vs. Rice (10/2/15)

CAREER STATISTICS

| Year | MP-MS | SP | KILL | K/S | E | TA | PCT. | ASSIST | A/S | ACE | ACE/S | DIG | D/S | BS | BA | TB | BIK/S | PTS. |
|--------|-------|----|------|------|---|----|------|--------|------|-----|-------|-----|------|----|----|----|-------|------|
| 2015 | 7-2 | 13 | 9 | 0.69 | 2 | 20 | .350 | 0 | 0.00 | 0 | 0.00 | 0 | 0.00 | 2 | 5 | 7 | 0.54 | 13.5 |
| Career | 7-2 | 13 | 9 | 0.69 | 2 | 20 | .350 | 0 | 0.00 | 0 | 0.00 | 0 | 0.00 | 2 | 5 | 7 | 0.54 | 13.5 |



ALEX JANAK

#18

Freshman • 5-9 • S

Grapevine, TX • Colleyville Heritage HS

SEASON STATISTICS

| OPP. | SP | K | E | TA | PCT | A | SA | SE | RE | D | BS | BA | BE | TB |
|--------------|----|---|---|----|--------|---|----|----|----|----|----|----|----|----|
| Missouri | 3 | 0 | 0 | 0 | .000 | 4 | 1 | 0 | 0 | 7 | 0 | 0 | 0 | 0 |
| UTA | 3 | 0 | 0 | 1 | .000 | 3 | 0 | 1 | 0 | 8 | 0 | 0 | 0 | 0 |
| Central Ark. | 2 | 0 | 0 | 0 | .000 | 0 | 0 | 0 | 0 | 1 | 0 | 0 | 0 | 0 |
| Oklahoma | 5 | 0 | 0 | 1 | .000 | 1 | 1 | 3 | 0 | 5 | 0 | 0 | 0 | 0 |
| Little Rock | 3 | 4 | 2 | 6 | .333 | 1 | 0 | 1 | 2 | 13 | 0 | 1 | 0 | 1 |
| UAB | 3 | 0 | 0 | 0 | .000 | 2 | 0 | 2 | 0 | 3 | 0 | 0 | 0 | 0 |
| Boise State | 5 | 1 | 0 | 1 | 1.000 | 1 | 2 | 0 | 0 | 0 | 0 | 0 | 0 | 0 |
| ACU | 5 | 0 | 0 | 1 | .000 | 3 | 0 | 2 | 2 | 11 | 0 | 0 | 0 | 0 |
| Houston | 3 | 0 | 0 | 1 | .000 | 2 | 0 | 2 | 0 | 10 | 0 | 0 | 0 | 0 |
| SFA | 3 | 0 | 0 | 1 | .000 | 0 | 0 | 0 | 1 | 5 | 0 | 0 | 0 | 0 |
| HBU | 3 | 0 | 0 | 0 | .000 | 1 | 1 | 0 | 0 | 4 | 0 | 0 | 0 | 0 |
| Oral Roberts | 4 | 0 | 0 | 0 | .000 | 4 | 1 | 0 | 1 | 10 | 0 | 0 | 0 | 0 |
| Tulsa | 3 | 0 | 0 | 0 | .000 | 1 | 0 | 0 | 0 | 4 | 0 | 0 | 0 | 0 |
| Baylor | 4 | 0 | 1 | 1 | -1.000 | 1 | 0 | 0 | 1 | 8 | 0 | 0 | 0 | 0 |
| UTEP | 3 | 0 | 0 | 1 | .000 | 4 | 1 | 1 | 1 | 4 | 0 | 0 | 0 | 0 |
| UTSA | 2 | 0 | 0 | 0 | .000 | 0 | 0 | 0 | 0 | 3 | 0 | 0 | 0 | 0 |
| Rice | 5 | 0 | 0 | 2 | .000 | 2 | 1 | 0 | 3 | 4 | 0 | 0 | 0 | 0 |
| LA Tech | 4 | 0 | 0 | 0 | .000 | 2 | 0 | 1 | 0 | 8 | 0 | 0 | 0 | 0 |
| Marshall | 3 | 0 | 0 | 0 | .000 | 3 | 1 | 0 | 2 | 12 | 0 | 0 | 0 | 0 |
| LA Tech | 1 | 0 | 0 | 1 | .000 | 1 | 0 | 0 | 0 | 2 | 0 | 0 | 0 | 0 |
| #22 WKU | 5 | 0 | 0 | 0 | .000 | 1 | 0 | 1 | 1 | 2 | 0 | 0 | 0 | 0 |

CAREER HIGHS

Kills: 4 vs. Little Rock (9/5/15)

Attacks: 6 vs. Little Rock (9/5/15)

Attack %: 1.000 vs. Boise St. (9/11/15)

Assists: 4 (three times), last at UTEP (9/25/15)

Service aces: 2 vs. Boise St. (9/11/15)

Digs: 13 vs. Little Rock (9/5/15)

Blocks: 1 vs. Little Rock (9/5/15)

CAREER STATISTICS

| Year | MP-MS | SP | KILL | K/S | E | TA | PCT. | ASSIST | A/S | ACE | ACE/S | DIG | D/S | BS | BA | TB | BIK/S | PTS. |
|--------|-------|----|------|------|---|----|------|--------|------|-----|-------|-----|------|----|----|----|-------|------|
| 2015 | 21-5 | 72 | 5 | 0.07 | 3 | 17 | .118 | 37 | 0.51 | 9 | 0.13 | 124 | 1.72 | 0 | 1 | 1 | 0.01 | 14.5 |
| Career | 21-5 | 72 | 5 | 0.07 | 3 | 17 | .118 | 37 | 0.51 | 9 | 0.13 | 124 | 1.72 | 0 | 1 | 1 | 0.01 | 14.5 |

CUMULATIVE STATS

Overall record: 14-9 Conf: 6-2 Home: 5-4 Away: 5-3 Neutral: 4-2

| ## | Player | sp | Attack | | | | pct | Set | | Serve | | | re | Dig | | Blocking | | | | | points | |
|-------------|-------------------|----|--------|-------|-----|------|-------|------|-------|-------|-----|------|-----|------|-------|----------|-----|-------|-------|----|--------|--------|
| | | | k | k/s | e | ta | | a | a/s | sa | se | sa/s | | dig | dig/s | bs | ba | total | blk/s | be | | bhe |
| 1 | YORK, Karley | 54 | 9 | 0.17 | 0 | 25 | .360 | 188 | 3.48 | 8 | 12 | 0.15 | 0 | 74 | 1.37 | 0 | 3 | 3 | 0.06 | 3 | 5 | 18.5 |
| 2 | BRAMER, Meredith | 65 | 0 | 0.00 | 1 | 9 | -.111 | 17 | 0.26 | 12 | 14 | 0.18 | 9 | 140 | 2.15 | 0 | 0 | 0 | 0.00 | 0 | 1 | 12.0 |
| 4 | THORNLOW, McKenna | 66 | 0 | 0.00 | 1 | 6 | -.167 | 21 | 0.32 | 15 | 12 | 0.23 | 13 | 102 | 1.55 | 0 | 0 | 0 | 0.00 | 0 | 1 | 15.0 |
| 5 | DILLARD, Carnae | 89 | 480 | 5.39 | 163 | 1208 | .262 | 27 | 0.30 | 10 | 36 | 0.11 | 12 | 251 | 2.82 | 14 | 27 | 41 | 0.46 | 7 | 3 | 517.5 |
| 6 | CHRISTOPHER, McKe | 43 | 0 | 0.00 | 0 | 1 | .000 | 11 | 0.26 | 4 | 11 | 0.09 | 7 | 87 | 2.02 | 0 | 0 | 0 | 0.00 | 0 | 0 | 4.0 |
| 7 | HASKINS, Taylor | 14 | 2 | 0.14 | 1 | 9 | .111 | 2 | 0.14 | 1 | 2 | 0.07 | 1 | 8 | 0.57 | 0 | 0 | 0 | 0.00 | 2 | 0 | 3.0 |
| 8 | ABII, Chelsea | 47 | 55 | 1.17 | 33 | 169 | .130 | 1 | 0.02 | 0 | 1 | 0.00 | 6 | 26 | 0.55 | 4 | 16 | 20 | 0.43 | 3 | 0 | 67.0 |
| 9 | SHAW, Hannah | 73 | 124 | 1.70 | 59 | 411 | .158 | 1 | 0.01 | 1 | 3 | 0.01 | 7 | 59 | 0.81 | 4 | 11 | 15 | 0.21 | 5 | 1 | 134.5 |
| 10 | MILAM, Holly | 89 | 178 | 2.00 | 55 | 437 | .281 | 10 | 0.11 | 17 | 21 | 0.19 | 11 | 136 | 1.53 | 14 | 56 | 70 | 0.79 | 8 | 0 | 237.0 |
| 11 | WRIGHT, Alexis | 81 | 133 | 1.64 | 66 | 316 | .212 | 2 | 0.02 | 0 | 0 | 0.00 | 0 | 35 | 0.43 | 5 | 30 | 35 | 0.43 | 5 | 0 | 153.0 |
| 12 | HENARD, Amy | 83 | 42 | 0.51 | 16 | 102 | .255 | 802 | 9.66 | 23 | 39 | 0.28 | 1 | 192 | 2.31 | 2 | 29 | 31 | 0.37 | 3 | 12 | 81.5 |
| 13 | CHAMBERLAIN, Aman | 74 | 140 | 1.89 | 37 | 299 | .344 | 1 | 0.01 | 0 | 1 | 0.00 | 1 | 13 | 0.18 | 18 | 43 | 61 | 0.82 | 8 | 1 | 179.5 |
| 14 | PALILEO, Alyvia | 3 | 0 | 0.00 | 0 | 0 | .000 | 0 | 0.00 | 0 | 0 | 0.00 | 0 | 0 | 0.00 | 0 | 0 | 0 | 0.00 | 0 | 0 | 0.0 |
| 15 | MYERS, Mikali | 14 | 11 | 0.79 | 7 | 30 | .133 | 0 | 0.00 | 0 | 2 | 0.00 | 1 | 4 | 0.29 | 1 | 7 | 8 | 0.57 | 1 | 0 | 15.5 |
| 16 | WILLIAMS, Jordyn | 13 | 9 | 0.69 | 2 | 20 | .350 | 0 | 0.00 | 0 | 0 | 0.00 | 0 | 0 | 0.00 | 2 | 5 | 7 | 0.54 | 0 | 0 | 13.5 |
| 18 | JANAK, Alex | 72 | 5 | 0.07 | 3 | 17 | .118 | 37 | 0.51 | 9 | 14 | 0.12 | 14 | 124 | 1.72 | 0 | 1 | 1 | 0.01 | 0 | 2 | 14.5 |
| NORTH TEXAS | | 89 | 1188 | 13.35 | 444 | 3059 | .243 | 1120 | 12.58 | 100 | 168 | 1.12 | 103 | 1251 | 14.06 | 64 | 228 | 178.0 | 2.00 | 45 | 26 | 1466.0 |
| Opponents | | 89 | 1143 | 12.84 | 438 | 3033 | .232 | 1076 | 12.09 | 103 | 161 | 1.16 | 100 | 1218 | 13.69 | 40 | 251 | 165.5 | 1.86 | 27 | 28 | 1411.5 |

| Team Statistics | NT | OPP |
|-------------------------|-------|-------|
| ATTACK | | |
| Kills | 1188 | 1143 |
| Errors | 444 | 438 |
| Total Attacks | 3059 | 3033 |
| Attack Pct | .243 | .232 |
| Kills/Set | 13.3 | 12.8 |
| SET | | |
| Assists | 1120 | 1076 |
| Attempts | 2892 | 2885 |
| Assist Pct | .387 | .373 |
| Assists/Set | 12.6 | 12.1 |
| SERVE | | |
| Aces | 100 | 103 |
| Errors | 168 | 161 |
| Attempts | 1937 | 1917 |
| Serve Pct | .913 | .916 |
| Aces/Set | 1.1 | 1.2 |
| SERVE RECEPTIONS | | |
| Errors | 103 | 100 |
| Errors/Set | 1.2 | 1.1 |
| Attempts | 1745 | 1751 |
| Reception Pct | .941 | .943 |
| DEFENSE | | |
| Digs | 1251 | 1218 |
| Digs/Set | 14.1 | 13.7 |
| BLOCKING | | |
| Block Solo | 64 | 40 |
| Block Assist | 228 | 251 |
| Total Blocks | 178.0 | 165.5 |
| Blocks/Set | 2.0 | 1.9 |
| Block Errors | 45 | 27 |
| Ball handling errors | 26 | 28 |
| ATTENDANCE | | |
| Total | 3065 | 7037 |
| Dates/Avg Per Date | 9/341 | 8/880 |
| Neutral site #/Avg | 6/56 | |
| Current win streak | 0 | - |
| Home win streak | 0 | - |

| Date | Opponent | Score | Score by set | Att. |
|---------|---------------------|-------|-------------------------------|------|
| Aug 28 | vs Winthrop | w 3-2 | 25-19,25-23,19-25,23-25,15-12 | 64 |
| Aug 29 | vs North Dakota St. | L 2-3 | 25-22,25-23,22-25,18-25,13-15 | 55 |
| Aug 29 | at Missouri | L 0-3 | 21-25,15-25,17-25 | 3482 |
| Sep 02 | at UT Arlington | L 0-3 | 21-25,16-25,24-26 | 867 |
| Sep 04 | vs Central Arkansas | w 3-2 | 25-23,18-25,22-25,25-22,15-4 | 0 |
| Sep 04 | at Oklahoma | w 3-2 | 15-25,25-22,25-23,21-25,15-13 | 837 |
| Sep 05 | vs Little Rock | L 0-3 | 23-25,19-25,23-25 | 0 |
| *Sep 07 | UAB | w 3-0 | 25-21,25-20,25-18 | 550 |
| Sep 11 | BOISE STATE | L 2-3 | 25-19,21-25,19-25,25-22,10-15 | 307 |
| Sep 12 | ABILENE CHRISTIAN | w 3-2 | 25-18,21-25,25-23,22-25,15-9 | 360 |
| Sep 12 | HOUSTON | L 0-3 | 20-25,18-25,25-27 | 380 |
| Sep 16 | STEPHEN F. AUSTIN | w 3-0 | 25-18,25-16,25-18 | 193 |
| Sep 18 | vs Houston Baptist | w 3-0 | 25-21,25-17,25-21 | 117 |
| Sep 19 | vs Oral Roberts | w 3-1 | 25-20,16-25,25-23,25-21 | 100 |
| Sep 19 | at Tulsa | w 3-0 | 25-23,25-18,25-12 | 0 |
| Sep 22 | BAYLOR | L 1-3 | 19-25,23-25,25-22,22-25 | 432 |
| *Sep 25 | at UTEP | w 3-0 | 25-19,25-21,25-21 | 515 |
| *Sep 27 | at UTSA | L 0-3 | 18-25,15-25,16-25 | 740 |
| *Oct 2 | RICE | w 3-2 | 23-25,30-28,25-19,14-25,15-12 | 347 |
| *Oct 09 | at Louisiana Tech | w 3-1 | 25-17,25-20,17-25,27-25 | 254 |
| *Oct 11 | at Marshall | w 3-1 | 25-19,17-25,25-23,25-19 | 342 |
| *Oct 16 | LOUISIANA TECH | w 3-0 | 25-18,25-22,25-14 | 237 |
| *Oct 18 | WKU | L 2-3 | 23-25,25-15,20-25,25-21,11-15 | 259 |

Record in 3-set matches:6-5 • Record in 4-set matches:3-1 • Record in 5-set matches:5-3

COMPARISON MATCH-BY-MATCH

| Date | Opponent | Score | Kills | Errors | TA | Hit% | Assists | SA | SE | RE | Digs | Blocks | BS | BA | BE | BHE |
|--------------|---------------------|-------|---------|---------|-----------|-------------|---------|--------|---------|--------|---------|-------------|-------|---------|-------|-------|
| Aug 28, 2015 | vs Winthrop | 3-2 | 63 / 61 | 25 / 16 | 153 / 132 | .248 / .341 | 59 / 55 | 12 / 3 | 11 / 8 | 3 / 12 | 49 / 51 | 4.0 / 7.0 | 2 / 3 | 4 / 8 | 5 / 2 | 2 / 5 |
| Aug 29, 2015 | vs North Dakota St. | 2-3 | 63 / 60 | 25 / 14 | 145 / 135 | .262 / .341 | 54 / 55 | 5 / 4 | 10 / 10 | 4 / 5 | 53 / 45 | 4.0 / 8.0 | 3 / 1 | 2 / 14 | 0 / 0 | 5 / 5 |
| Aug 29, 2015 | at Missouri | 0-3 | 40 / 43 | 21 / 6 | 98 / 90 | .194 / .411 | 39 / 41 | 4 / 6 | 1 / 2 | 6 / 4 | 31 / 32 | 2.0 / 8.0 | 0 / 2 | 4 / 12 | 0 / 0 | 3 / 1 |
| Sep 02, 2015 | at UT Arlington | 0-3 | 40 / 48 | 22 / 14 | 130 / 120 | .138 / .283 | 37 / 44 | 1 / 1 | 4 / 6 | 1 / 1 | 51 / 57 | 4.0 / 10.5 | 1 / 1 | 6 / 19 | 4 / 0 | 0 / 0 |
| Sep 04, 2015 | vs Central Arkansas | 3-2 | 60 / 58 | 25 / 24 | 157 / 164 | .223 / .207 | 57 / 56 | 3 / 5 | 8 / 15 | 5 / 3 | 72 / 61 | 8.5 / 12.0 | 3 / 2 | 11 / 20 | 0 / 0 | 0 / 0 |
| Sep 04, 2015 | at Oklahoma | 3-2 | 49 / 68 | 21 / 29 | 145 / 161 | .193 / .242 | 47 / 62 | 5 / 3 | 14 / 15 | 3 / 5 | 57 / 63 | 13.0 / 10.5 | 6 / 3 | 14 / 15 | 0 / 0 | 1 / 0 |
| Sep 05, 2015 | vs Little Rock | 0-3 | 41 / 44 | 19 / 19 | 126 / 128 | .175 / .195 | 40 / 43 | 1 / 8 | 4 / 4 | 8 / 1 | 59 / 57 | 10.5 / 7.0 | 3 / 4 | 15 / 6 | 0 / 0 | 0 / 0 |
| Sep 07, 2015 | UAB | 3-0 | 45 / 30 | 11 / 18 | 87 / 81 | .391 / .148 | 41 / 28 | 7 / 5 | 10 / 5 | 5 / 7 | 30 / 29 | 10.0 / 3.5 | 4 / 0 | 12 / 7 | 1 / 0 | 0 / 0 |
| Sep 11, 2015 | BOISE STATE | 2-3 | 61 / 54 | 32 / 24 | 205 / 174 | .141 / .172 | 56 / 54 | 7 / 8 | 9 / 6 | 8 / 7 | 87 / 91 | 9.0 / 9.0 | 4 / 1 | 10 / 16 | 1 / 4 | 1 / 1 |
| Sep 12, 2015 | ABILENE CHRISTIAN | 3-2 | 64 / 63 | 18 / 25 | 151 / 165 | .305 / .230 | 63 / 60 | 3 / 4 | 11 / 12 | 4 / 4 | 63 / 58 | 13.0 / 9.0 | 3 / 2 | 20 / 14 | 6 / 2 | 3 / 3 |
| Sep 12, 2015 | HOUSTON | 0-3 | 39 / 40 | 20 / 15 | 108 / 100 | .176 / .250 | 39 / 36 | 2 / 5 | 12 / 6 | 5 / 2 | 40 / 43 | 4.0 / 9.0 | 1 / 3 | 6 / 12 | 0 / 0 | 0 / 1 |
| Sep 16, 2015 | STEPHEN F. AUSTIN | 3-0 | 46 / 34 | 12 / 24 | 110 / 115 | .309 / .087 | 46 / 32 | 3 / 2 | 4 / 0 | 2 / 3 | 42 / 46 | 12.0 / 4.0 | 7 / 0 | 10 / 8 | 1 / 1 | 0 / 1 |
| Sep 18, 2015 | vs Houston Baptist | 3-0 | 44 / 32 | 11 / 21 | 126 / 114 | .262 / .096 | 43 / 32 | 3 / 5 | 5 / 4 | 5 / 3 | 55 / 59 | 5.0 / 5.0 | 2 / 3 | 6 / 4 | 2 / 0 | 5 / 2 |
| Sep 19, 2015 | vs Oral Roberts | 3-1 | 55 / 52 | 22 / 24 | 139 / 154 | .237 / .182 | 52 / 52 | 5 / 7 | 7 / 4 | 7 / 5 | 65 / 55 | 11.0 / 4.0 | 3 / 0 | 16 / 8 | 3 / 1 | 1 / 1 |
| Sep 19, 2015 | at Tulsa | 3-0 | 48 / 37 | 9 / 18 | 108 / 120 | .361 / .158 | 44 / 35 | 2 / 2 | 4 / 7 | 2 / 2 | 59 / 48 | 4.0 / 3.0 | 2 / 0 | 4 / 6 | 0 / 1 | 1 / 0 |
| Sep 22, 2015 | BAYLOR | 1-3 | 58 / 51 | 27 / 19 | 145 / 121 | .214 / .264 | 55 / 48 | 4 / 4 | 15 / 8 | 4 / 4 | 48 / 43 | 5.0 / 12.0 | 3 / 4 | 4 / 16 | 3 / 2 | 0 / 0 |
| Sep 25, 2015 | at UTEP | 3-0 | 49 / 38 | 14 / 16 | 113 / 110 | .310 / .200 | 49 / 34 | 7 / 2 | 6 / 2 | 2 / 7 | 50 / 44 | 8.0 / 5.0 | 1 / 0 | 14 / 10 | 0 / 2 | 0 / 0 |
| Sep 27, 2015 | at UTSA | 0-3 | 33 / 47 | 15 / 5 | 106 / 106 | .170 / .396 | 29 / 41 | 3 / 4 | 8 / 6 | 4 / 3 | 48 / 55 | 3.0 / 6.0 | 0 / 0 | 6 / 12 | 5 / 2 | 1 / 2 |
| Oct. 2, 2015 | RICE | 3-2 | 64 / 74 | 16 / 24 | 152 / 177 | .316 / .282 | 62 / 70 | 4 / 12 | 7 / 10 | 12 / 3 | 60 / 63 | 11.0 / 4.0 | 5 / 0 | 12 / 8 | 1 / 1 | 0 / 3 |
| Oct 09, 2015 | at Louisiana Tech | 3-1 | 58 / 55 | 18 / 18 | 140 / 150 | .286 / .247 | 54 / 50 | 7 / 6 | 5 / 8 | 6 / 7 | 64 / 58 | 7.0 / 8.0 | 2 / 1 | 10 / 14 | 1 / 2 | 1 / 2 |
| Oct 11, 2015 | at Marshall | 3-1 | 56 / 56 | 19 / 21 | 146 / 150 | .253 / .233 | 53 / 52 | 3 / 3 | 4 / 10 | 3 / 3 | 66 / 64 | 9.0 / 9.0 | 3 / 4 | 12 / 10 | 4 / 4 | 1 / 1 |
| Oct 16, 2015 | LOUISIANA TECH | 3-0 | 45 / 33 | 15 / 23 | 101 / 108 | .297 / .093 | 42 / 32 | 3 / 2 | 4 / 4 | 2 / 3 | 42 / 33 | 13.0 / 3.0 | 4 / 1 | 18 / 4 | 3 / 1 | 0 / 0 |
| Oct 18, 2015 | WKU | 2-3 | 67 / 65 | 27 / 21 | 168 / 158 | .238 / .278 | 59 / 64 | 6 / 2 | 5 / 9 | 2 / 6 | 60 / 63 | 8.0 / 9.0 | 2 / 5 | 12 / 8 | 5 / 2 | 1 / 0 |

Note: Match totals are displayed in the format TEAM/OPPONENT for each category

MEDIA ROSTER



1
Karley York
 5-9 • Freshman • S
 San Antonio, TX



2
Meredith Brammer
 5-9 • Sophomore • DS
 Prosper, TX



4
McKenna Thornlow
 5-9 • Sophomore • DS
 Colorado Springs, CO




5
Carnae Dillard
 5-8 • Senior • OH
 San Antonio, TX



6
McKenzie Christopher
 5-5 • Freshman • DS
 Denton, TX



7
Taylor Haskins
 6-0 • RS-Freshman • OH
 Kennesaw, GA



8
Chelsea Abii
 5-10 • Sophomore • OH
 Dallas, TX



9
Hannah Shaw
 6-0 • Freshman • OH
 Joshua, TX



10
Holly Milam
 6-1 • Sophomore • MB
 Burleson, TX



11
Alexis Wright
 6-0 • Sophomore • RS
 Arlington, TX



12
Amy Henard
 5-11 • Junior • S
 Weatherford, TX



13
Amanda Chamberlain
 6-3 • Sophomore • MB
 Lake Wood, CA



14
Alyvia Palileo
 5-7 • Freshman • S/DS
 Denton, TX



15
Mikali Myers
 6-2 • Sophomore • MB
 San Marcos, TX



16
Jordyn Williams
 6-1 • Freshman • MB
 San Antonio, TX



18
Alex Janak
 5-9 • Freshman • S
 Grapevine, TX



HC
Andrew Palileo
 Head Coach
 3rd Season



AHC
Vinh Nguyen
 Associate Head Coach
 1st Season



AC
Rachel Todorovich
 Assistant Coach
 1st Season