



NORTH TEXAS MEAN GREEN VOLLEYBALL

Media Contact: T.C. Greene • Thomas.Greene@unt.edu • o: 940-565-3671 • c: 903-288-2504
 Twitter: @MeanGreenVB | Facebook: /MeanGreenVB | Instagram: @MeanGreenVB | www.MeanGreenSports.com

SCHEDULE

Overall:	17-12	Home:	7-4
C-USA:	9-5	Away:	6-6
Non-Conf:	8-7	Neutral:	4-2
Aug. 28	(1) vs. Winthrop		W 3-2
Aug. 29	(1) vs. NDSU		L 3-2
	(1) at Missouri		L 3-0
Sept. 2	at UTA		L 3-0
Sept. 4	(2) vs. Central Arkansas		W 3-2
	(2) at Oklahoma		W 3-2
Sept. 5	(2) vs. Little Rock		L 3-0
Sept. 7	UAB*		W 3-0
Sept. 11	(3) BOISE STATE		L 3-2
Sept. 12	(3) ACU		W 3-2
	(3) HOUSTON		L 3-0
Sept. 16	SFA		W 3-0
Sept. 18	(4) vs. Houston Baptist		W 3-0
Sept. 19	(4) vs. Oral Roberts		W 3-1
	(4) at Tulsa		W 3-0
Sept. 22	BAYLOR		L 3-1
Sept. 25	at UTEP*		W 3-0
Sept. 27	at UTSA*		L 3-0
Oct. 2	RICE*		W 3-2
Oct. 9	at LA Tech*		W 3-1
Oct. 11	at Marshall*		W 3-1
Oct. 16	LA TECH*		W 3-0
Oct. 18	WKU*		L 3-2
Oct. 21	at Rice*		L 3-2
Oct. 25	at Charlotte*		L 3-0
Oct. 29	UTEP*		W 3-1
Oct. 30	SOUTHERN MISS*		W 3-0
Nov. 6	at FAU*		L 3-2
Nov. 8	at FIU*		W 3-1
Nov. 12	MIDDLE TENNESSEE*	6:00 p.m.	
Nov. 14	UTSA*	1:00 p.m.	
Nov. 20	(5) C-USA Quarterfinals		TBA
Nov. 21	(5) C-USA Semifinals		TBA
Nov. 22	(5) C-USA Finals		TBA

* - C-USA Match; Home matches in **BOLD**;
 (1) Tiger Invitational (Columbia, MO); (2) NIKE Invitational (Norman, OK); (3) North Texas Invitational; (4) Tulsa Volleyball Invitational (Tulsa, OK); (5) Conference USA Championships (San Antonio, TX);.

WEEK 12 | vs MIDDLE TENNESSEE, vs UTSA



Middle Tennessee Blue Raiders (8-20, 6-8 C-USA)

Date	Nov. 12, 2015
Time	6:00 p.m. CT
Place	Denton, TX
Venue:	North Texas Volleyball Center
Stats:	MeanGreenStats.com
Stream:	Mean Green All-Access (\$)



UTSA Roadrunners (21-7, 12-2 C-USA)

Date	Nov. 14, 2015
Time	1:00 p.m. CT
Place	Denton, TX
Venue:	North Texas Volleyball Center
Stats:	MeanGreenStats.com
Stream:	N/A

ROSTER

POTENTIAL STARTERS (BASED OFF LAST MATCH)

NO.	NAME	POS.	HT.	YR.	DETAILS
4	McKenna Thornlow	L	5-9	So.	21 aces, 140 digs, 1.61 d/s
5	Carnae Dillard	OH	5-8	Sr.	5.49 k/s, 3.09 d/s, .244 attack %
9	Hannah Shaw	OH	6-0	Fr.	1.73 k/s, .171 attack %
10	Holly Milam	MB	6-1	So.	2.14 k/s, 82 TB, .269 attack %
11	Alexis Wright	OH	6-0	So.	1.58 k/s, 43 TB, .229 attack %
12	Amy Henard	S	5-11	Jr.	9.25 a/s, 2.48 d/s, 24 aces
13	Amanda Chamberlain	MB	6-3	So.	1.83 k/s, 80 TB, .316 attack %

RESERVES

1	Karley York	S	5-9	Fr.	San Antonio, TX (Churchill HS)
2	Meredith Bramer	L	5-9	So.	Prosper, TX (Prosper HS)
6	McKenzie Christopher	L	5-5	Fr.	Denton, TX (Guyer HS)
7	Taylor Haskins	OH	6-0	R-Fr.	Kennesaw, GA (Texas Tech)
8	Chelsea Abii	OH	5-10	So.	Dallas, TX (The Oakridge HS)
14	Alyvia Palileo	S/DS	5-7	Fr.	Denton, TX (Guyer HS)
15	Mikali Myers	MB	6-2	So.	San Marcos, TX (San Marcos HS)
16	Jordyn Williams	MB	6-1	Fr.	.295 attack %, .60 b/s
18	Alex Janak	S	5-9	Fr.	1.80 d/s, 1.27 a/s, 11 aces

STAFF

Head Coach: Andrew Palileo (Third year)	Athletic Trainer: Amanda Phillips
Asst. Head Coach: Vinh Nguyen (First year)	Sports Psychology Conslt: Jenna Tomalski
Asst. Coach: Rachel Todorovich (First year)	Strength & Conditioning: Chris Seroka

PRONUNCIATION GUIDE

Chelsea Abii	uh-BEE	Meredith Bramer	BRAM-err
Alex Janak	YAH-nek	Holly Milam	MY-lum
Mikali Myers	muh-KAY-lee	Alyvia Palileo	paw-leh-LAY-oh
Vinh Nguyen	ven WIN	Rachel Todorovich	toe-DOR-o-vitch

MEDIA INFORMATION

Eric Capper
 Assoc. AD/Media Relations
 o: 940-565-2476

T.C. Greene (VB Contact)
 Media Relations Assistant
 o: 940-565-3671
 c: 903-288-2504

MEDIA POLICIES

Media interviews conducted with North Texas volleyball players, coaches or supporting staff will take place in conjunction with practices and matches. To arrange an interview, please contact T.C. Greene of the North Texas Sports Information office. North Texas Athletics supports the privacy of its student-athletes, and it will not give out any contact information.

PRACTICE INTERVIEWS

Weekday practices are closed to the media without prior authorization, and all interviews will take place before or after practice. Please contact T.C. Greene at least 24 hours in advance to arrange practice interviews.

HOME POSTGAME INTERVIEWS

All game-day interviews will take place following the day's final match and after a brief cooling off period. Game-day practices and the locker rooms are closed to the media. Please contact T.C. Greene for a seat on press row.

ROAD MATCH INTERVIEWS

Interview requests for away matches must be made to T.C. Greene prior to the road trip and will be conducted via cellphone at the convenience of the head coach.

QUICK FACTS

Location: Denton, TX
 Founded: 1890
 Enrollment: 37,231
 Nickname: Mean Green
 Colors: Green and White
 Venue: North Texas Volleyball Center (600)
 Conference: Conference USA
 Program All-Time Record: 522-755-2
 Head Coach: Andrew Palileo
 Record at North Texas: 56-37 (Third season)
 Overall Record: 329-232 (17th season)
 Associate Head Coach: Vinh Nguyen
 Assistant Coach: Rachel Todorovich

NUMBERS WATCH

25

Junior setter Amy Henard is just 25 assists away from moving into fourth on North Texas's all-time assists list.

15

North Texas has an unblemished 15-0 record when recording a higher hitting percentage than the opposition.

INSIDE THE MATCHUP

MIDDLE TENNESSEE BLUE RAIDERS




All-Time Series: North Texas trails 8-12
 Last Meeting: North Texas won 3-2 on 10/31/14

Palileo Era: 2-0
 Palileo's Career: 2-0

Middle Tennessee is 8-20 on the season, a record that ultimately resulted in the mid-season departure of the team's head coach. Even so, MTSU can still take the final birth to the conference tournament with wins this weekend, meaning Middle will be desperate and dangerous.

Chelsea Ross is the No. 1 option for Middle Tennessee. Averaging 4.77 kills per set, Ross ranks second in the league. On defense, Jacqueline Lux leads the team with 4.20 digs per set, while LaVondria Covington's 1.01 blocks per set is eight-best in C-USA.

TALE OF THE TAPE

Stat			
Hit %	.235	.215	.253
K/S	13.50	12.70	13.39
A/S	12.77	12.00	12.48
D/S	14.81	12.70	15.87
B/S	2.02	2.12	2.33
SA/S	1.07	0.89	1.45

UTSA ROADRUNNERS

All-Time Series: North Texas trails 8-16
 Last Meeting: North Texas lost 3-0 on 9/27/15

Palileo Era: 1-3
 Palileo's Career: 1-3

UTSA hasn't been able to pry the conference's top spot from nationally-ranked WKU, but the Roadrunners have been the league's No. 2 team all season. At 21-7, the Mean Green will have a tough test in its last home match of the year.

UTSA has one of the league's top attackers in junior Dajana Boskovic, who averages 4.46 kills per set and has won C-USA's Offensive Player of the Week award each of the last three weeks. In addition to Boskovic, the Roadrunners have two players in the league's top 10 for blocks - Megan Slan (1.05 b/s) and Kylie Schott (1.03 b/s) - as well as the top-10 list for service aces - Antonela Jularic and Amanda Gonzalez.

2015 CONFERENCE USA STANDINGS

Team	Conf.	Overall	Home	Away	Neut	Last 10	Streak
WKU	13-1	26-3	9-1	11-1	6-1	9-1	W 3
UTSA	12-2	21-7	8-2	6-4	7-1	9-1	W 7
Southern Miss	10-5	23-9	12-1	7-6	4-2	6-4	W 2
North Texas	9-5	17-12	7-4	6-6	4-2	6-4	W 1
Rice	9-5	19-9	9-2	5-6	5-1	6-4	W 1
Florida Atlantic	8-6	16-10	8-3	5-4	3-3	6-4	L 1
FIU	7-7	13-12	8-7	3-4	2-1	4-6	L 4
Marshall	6-8	13-12	6-4	3-4	6-4	4-6	L 4
Middle Tennessee	6-8	8-20	4-12	3-6	1-2	4-6	L 1
Charlotte	5-9	8-17	5-5	2-9	1-3	3-7	L 1
Louisiana Tech	3-11	10-18	6-4	2-10	2-4	4-6	L 2
UTEP	3-11	9-20	5-8	1-10	3-2	2-8	W 2
UAB	1-14	9-22	6-9	0-11	3-2	2-8	L 4

#NaeDay

Thursday's match against Middle Tennessee will serve as senior night for Carnae Dillard. The team's lone senior will be recognized prior to the 6 p.m. start time. North Texas has won its last six senior day matches, doing so in convincing fashion. Since 2009, every Mean Green senior day match has resulted in a 3-0 win. The last NT loss on senior day came in 2008, a 3-2 shortfall to Little Rock.

Conference Kill Queens

All three of the conference's kills leaders will be in action for North Texas matches this weekend. The Mean Green's own Carnae Dillard leads Conference USA with 5.49 kills per set. Middle Tennessee's Chelsea Ross (4.77 k/s) and UTSA's Dajana Boskovic (4.46 k/s) come in at second and third, respectively.

Atop the Mountain

All season long, watchful eyes have been set on Carnae Dillard as she approached the program's all-time kills record. On Friday, the wait was over as Dillard finally reached the mountaintop. With her fourth kill of the match, the North Texas senior officially passed Mean Green hall-of-famer Corina Marginas for the program's top spot on the kills list. Now with 2,260 career kills, Dillard leads all active D-I volleyball players.

National Recognition Once Again

Carnae Dillard continues to garner national attention. On Wednesday, she was named ESPNW's National Player of the Week, following a 52-kill weekend that saw her take the program's kill record. Dillard won Sports Imports/AVCA DI Player of the Week honors last season, exactly one year prior to Wednesday's award.

E for Efficiency

This year's volleyball team is hitting at a historically accurate pace as the squad's .235 hitting percentage would be the third-best mark in team history. Additionally, sophomore Amanda Chamberlain's .316 percentage comes in at third all-time as she has a .310 average for her career. The all-time career record for hitting percentage is .330, set by Karissa Flack in 2013.

Five-Time Favorite

On five separate occasions this season, senior Carnae Dillard has been named C-USA Offensive Player of the Week. The San Antonio native most recently won the award after combining for a .312 hitting mark and 44 kills in two matches against LA Tech and #22 WKU. Thirty of those kills came in a five-set thriller against the conference frontrunner Lady Toppers.

Welcome to the Club

With her very first kill in the team's first matchup against Rice of 2015, Dillard became only the second player in North Texas history to reach 2,000 career kills. With every match, the outside hitter approaches the all-time kills record set by Corina Marginas in 2003. She broke the all-time kills record last week against Florida Atlantic.

A Hot Start In C-USA

North Texas got off to a strong start in conference play, accumulating a 6-1 C-USA record to start league action. That was the best conference start to a season since 2002, before a No. 22-ranked WKU team handed the Mean Green its first C-USA loss at home on Oct. 18.

Home Winning Ways

The North Texas Volleyball Center has been an increasingly tough place for visiting teams to play since head coach Andrew Palileo's arrival in 2013. In fact, the Mean Green has a 30-9 record in home matches under the Mean Green skipper, dropping only two matches in 2013, three contests in 2014 and four matches this season. Overall, North Texas has an 85-53 record from its home court.

Pali's Progress

In his third season at the helm, Palileo has established himself as one of the most effective coaches in North Texas history.

Winningest NT Head Coaches

<u>Coach</u>	<u>Wins</u>	<u>%</u>
Andrew Palileo (2013-pres.)	56	60.2
Ken Murczek (2010-12)	63	60.0
Dolores Copeland (1976-78)	59	53.6

Most Wins In First Two Seasons As Head Coach

<u>Coach</u>	<u>Seasons</u>	<u>Record</u>
Dolores Copeland	1976, 1977	44-30-1
Andrew Palileo	2013, 2014	39-25
Ken Murczek	2010, 2011	37-30

Fountain of Youth

With only two upperclassmen, this year's squad is one of the youngest teams in C-USA. Seven newcomers - made up of six freshmen and a transfer from Texas Tech - join nine letterwinners from a year ago. North Texas brings back 75 percent of its scoring and 76 percent of its kills from 2014.

Last Woman Standing

Senior Carnae Dillard is the only remaining player or coach from her freshman season in 2012. Since that time, head coach Andrew Palileo & Co. made their way to Denton, and the freshmen that accompanied Dillard during her first year are no longer on the roster.

North Texas Picked Fourth In C-USA

NT was picked to finish fourth in Conference USA for the third consecutive year, according to the 13-team poll of league coaches.

The Mean Green is picked to end the year behind WKU, UTSA and Rice, while a fifth-ranked Florida Atlantic rounds out the top five.

Dillard Named Preseason C-USA POY

Senior Carnae Dillard was named the 2015 Conference USA Preseason Player of the Year in a poll of the league's coaches in July.

Dillard's selection comes as she looks to defend the conference's top individual honor from a season ago. In 2014, Dillard led C-USA in kills (615) and points (672.5).

Coaching Changes in 2015

Head Coach Andrew Palileo is joined by two new faces on the coaching staff. Vinh Nguyen was named associate head coach in July after volunteering with the team for part of the 2014 season. He brings 20+ years of volleyball experience from the West Coast. Also joining the staff is assistant coach Rachel Todorovich, a former player for Palileo during her freshman and sophomore seasons at Washington State.

NORTH TEXAS WHEN...

Home	7-4
Away	6-6
Neutral	4-2
Leading after one (1) set	14-3
Trailing after one (1) set	3-9
Leading after two (2) sets	10-1
Trailing after two (2) sets	0-8
Tied after two (2) sets	7-3
Leading after three (3) sets	9-2
Trailing after three (3) sets	1-5
Three-set match	7-6
Four-set match	5-1
Five-set match	5-5
More attacks	6-8
Fewer/same attacks	11-4
More kills	14-4
Fewer/same kills	3-8
Higher hitting %	15-0
Lower/same hitting %	2-12
More digs	12-4
Fewer/same digs	5-8
More assists	14-4
Fewer/same assists	3-8
More blocks	11-2
Fewer/same blocks	6-10
More service aces	8-2
Fewer/same service aces	9-10
More service errors	8-5
Fewer/same service errors	9-7
Hitting below .100	0-0
Hitting .100-.199	2-8
Hitting .200-.249	4-3
Hitting .250-.299	3-1
Hitting .300-.399	6-0
Hitting .400-.499	0-0
30 or less kills	0-0
31-35 kills	0-1
36-40 kills	0-3
41-45 kills	3-2
46-50 kills	5-0
51-55 kills	2-0
56-60 kills	3-1
61-65 kills	3-4
66-70 kills	1-1
71-79 kills	0-0
80-89 kills	0-0
Longest winning streak	4
Longest losing streak	3
Active streak	Won 1
Last 10	6-4

SUPERLATIVES

Double-figure kills	
Chelsea Abii	1
Amanda Chamberlain	2
Carnae Dillard	29
Holly Milam	9
Hannah Shaw	4
Alexis Wright	3
20 or more kills	
Carnae Dillard	16
Double-figure digs	
Meredith Bramer	6
McKenzie Christopher	3
Carnae Dillard	21
Amy Henard	13
Alex Janak	8
Holly Milam	8
Hannah Shaw	1
McKenna Thornlow	4
Karley York	4
20 or more digs	
McKenzie Christopher	1
Carnae Dillard	4
20 or more assists	
Amy Henard	22
Alex Janak	3
Karley York	4
30 or more assists	
Amy Henard	18
Karley York	1
50 or more assists	
Amy Henard	5
3 or more service aces	
Carnae Dillard	1
Amy Henard	2
Holly Milam	2
McKenna Thornlow	3
Karley York	1
Double-double	
Carnae Dillard	21
Amy Henard	12
Alex Janak	2
Holly Milam	4
Karley York	2

Triple-double**RECORDS WATCH****Assists (Career)**

1. Kristin Sheppard (2001-03)	4,394
2. Michelle Dressel (1992-95)	3,889
3. Kayla Saey (2008-11)	3,754
4. Daniella Grimaldo (1997-00)	3,256
5. Amy Henard (2013-pres.)	3,232
6. Ashley Bass (2004-06)	1,929
7. Heather Maddox (2006-07)	1,928
8. Wendy Rinks (1986-89)	1,601
9. Heidi Johnson (2003-05)	1,541
10. Lisa Schmitz (1985-87)	1,114

Digs (Career)

1. Jessica Hulsebosch (2004-07)	2,212
2. Sarah Willey (2008-11)	1,786
3. Carnae Dillard (2012-pres.)	1,380
4. Corina Marginas (2000-03)	1,282
5. Katy Prokof (2004-07)	1,149
6. Shelby Tamura (2012-13)	1,062
7. Kristin Sheppard (2001-03)	969
8. Eboni Godfrey (2011-14)	935
9. Jessica Brown (1996-99)	874
10. Michelle Dressel (1992-95)	849

Team Attack Percentage (Season)

1. 1995	.245
2. 2014	.236
3. 2015	.235
4. 2003	.234
2013	.234
6. 2010	.223
7. 1994	.222
8. 2002	.221
9. 2012	.220
10. 2001	.208

Attack Percentage (Season)

1. Carly Collins (1994)	.374
2. Michelle Dressel (1994)	.340
3. Amy Henard (2014)	.329
4. Karissa Flack (2012)	.319
5. Amanda Chamberlain (2015)	.316
6. Michelle Dressel (1995)	.313
Corina Marginas (2000)	.313
8. Rachel Troell (1995)	.306
9. Courtney Windham (2012)	.305
10. Amanda Chamberlain (2014)	.304

2015 PLAYER ACCOLADES

Carnae Dillard

- Currently leads the NCAA in kills
- NCAA Division-I Active Career Leader in Kills
- espnW National Player of the Week (Nov. 11)
- 5-time C-USA Offensive Player of the Week
- C-USA Preseason Player of the Year
- All-Tournament Teams: Mizzou's Tiger Invitational, Oklahoma Nike Invitational, North Texas Invitational, Tulsa Invitational (MVP)
- Joined the 2,000 career kill club vs. Rice
- Made 100th career start vs. Winthrop
- Became NT's all-time leading attacker vs. SFA
- Moved into third on NT's all-time digs list versus Rice

Amy Henard

- OU Nike Invitational All-Tournament Team
- Joined NT's 3,000 assist club versus LA Tech

Amanda Chamberlain

- Tulsa Invitational All-Tournament Team

Holly Milam

- Tulsa Invitational All-Tournament Team

AVCA TOP-25 POLL

Last Poll: November 9, 2015

School	Points	Record
1. Penn State (35)	1551	23-2
2. Southern California (23)	1542	25-1
3. Washington (6)	1490	22-2
4. Minnesota	1404	21-3
5. Texas	1323	20-2
6. Stanford	1216	17-5
7. Hawai'i	1200	22-1
8. Nebraska	1161	20-4
9. UCLA	1123	20-4
10. Kansas	1073	22-1
11. Wisconsin	961	18-6
12. BYU	870	21-3
13. Colorado State	779	21-3
14. Ohio State	687	20-6
15. Florida	681	18-5
16. Illinois	577	17-8
17. Purdue	572	18-7
18. Kentucky	460	18-7
19. Arizona	406	16-10
20. Florida State	380	19-6
21. Arizona State	366	18-7
22. Louisville	253	19-5
23. San Diego	194	18-7
24. Western Kentucky	122	26-3
25. North Carolina	94	15-8

RV: Arkansas State 71; SMU 69; Texas A&M 62; Michigan 46; Long Beach State 21; Creighton 14; Colorado 11; Missouri 11. Three teams mentioned on only one ballot for a total of nine combined points.

STARTING LINEUPS & RESULTS

Winthrop	W 3-2	Henard	Dillard	Shaw	Wright	Chamberlain	Milam	Thornlow
NDSU	L 3-2	Henard	Dillard	Shaw	Wright	Chamberlain	Milam	Thornlow
Missouri	L 3-0	Henard	Dillard	Shaw	Wright	Chamberlain	Milam	Thornlow
UTA	L 3-0	Henard	Dillard	Shaw	Janak	Myers	Milam	Christopher
Central Ark.	W 3-2	Henard	Dillard	Abii	Wright	Myers	Williams	Christopher
Oklahoma	W 3-2	Henard	Dillard	Abii	Milam	Wright	Chamberlain	Christopher
Little Rock	L 3-0	Henard	Dillard	Shaw	Milam	Wright	Chamberlain	Christopher
UAB	W 3-0	Henard	Dillard	Shaw	Milam	Wright	Chamberlain	Christopher
Boise State	L 3-2	Henard	Dillard	Shaw	Milam	Bramer	Chamberlain	Christopher
ACU	W 3-2	Henard	Dillard	Abii	Milam	Wright	Chamberlain	Janak
Houston	L 3-0	Henard	Dillard	Wright	Milam	Bramer	Chamberlain	Janak
SFA	W 3-0	Henard	Dillard	Shaw	Milam	Bramer	Chamberlain	Janak
HBU	W 3-0	Henard	Dillard	Bramer	Milam	Wright	Chamberlain	Janak
Oral Roberts	W 3-1	Henard	Dillard	Shaw	Milam	Wright	Chamberlain	Janak
Tulsa	W 3-0	Henard	Dillard	Bramer	Milam	Wright	Chamberlain	Janak
Baylor	L 3-1	Henard	Dillard	Bramer	Milam	Wright	Chamberlain	Janak
UTEP	W 3-0	Henard	Dillard	Janak	Milam	Wright	Myers	Bramer
UTSA	L 3-0	Henard	Dillard	Janak	Milam	Wright	Myers	Bramer
Rice	W 3-2	Henard	Dillard	Janak	Milam	Wright	Williams	Bramer
LA Tech	W 3-1	Henard	Dillard	Bramer	Milam	Abii	Chamberlain	Janak
Marshall	W 3-1	Henard	Dillard	Bramer	Milam	Wright	Chamberlain	Janak
LA Tech	W 3-0	Henard	Dillard	Shaw	Milam	Wright	Chamberlain	Janak
WKU	L 3-2	Henard	Dillard	Janak	Milam	Wright	Chamberlain	Thornlow
Rice	L 3-2	Henard	Dillard	Shaw	Milam	Wright	Chamberlain	Thornlow
Charlotte	L 3-0	Henard	Dillard	Shaw	Milam	Wright	Chamberlain	Thornlow
UTEP	W 3-1	Janak	Dillard	Myers	Milam	Wright	Chamberlain	Henard
Southern Miss	W 3-0	Janak	Dillard	Williams	Milam	Wright	Chamberlain	Henard
FAU	L 3-2	York	Dillard	Williams	Milam	Wright	Chamberlain	Henard
FIU	W 3-1	Henard	Dillard	Shaw	Milam	Wright	Chamberlain	Henard
MTSU								
UTSA								

INDIVIDUAL STATISTICAL LEADERS

			
Hitting % (min. 3 TA/set)	Amanda Chamberlain .316	Gabriela Martin FAU • .398	Lianna Sybeldon Washington • .480
Kills/Set	Carnae Dillard 5.49	Carnae Dillard 5.49	Carnae Dillard 5.49
Assists/Set	Amy Henard 9.25	Jessica Lucas WKU • 11.10	Avery Acker SMU • 12.29
Digs/Set	Carnae Dillard 3.09	Mary Pursell Southern Miss • 4.83	Mckenzie Hart North Dakota • 6.35
Blocks/Set	Amanda Chamberlain 0.84	Kylie Baumgartner UTEP • 1.14	Rhamat Alhassan Florida • 1.70
Aces/Sets	McKenna Thornlow 0.24	Kylie Grandy Southern Miss • 0.39	Samantha Bricio USC • 0.74

TEAM

Kills

Category	Opponent	Date/Year	Total
Match	Hardin Simmons	11/84	97
Season	---	2003	2,162
NTVBC	last vs. Missouri	8/30/14	75

Attacks

Match	Hardin Simmons	11/84	288
Season	---	2003	5,482
NTVBC	Boise State	9/11/15	205

Attack %

Match	Texas Southern	8/11	.527
Season	---	1995	.245
NTVBC	FIU	10/5/07	.402

Assists

Match	last vs. South Alabama	10/01	81
Season	---	2003	1,934
NTVBC	ULM	10/14/11	72

INDIVIDUAL

Kills

Category	Name	Opponent	Date/Year	Total
Match	Corina Marginas	last vs. ULL	9/03	38
Season	Corina Marginas	---	2003	651
Career	Carnaë Dillard	---	2012-pres.	2,260
NTVBC	Carnaë Dillard	Rice	10/2/15	31

Attacks

Match	Kim Coffey	Southwest Texas	10/95	89
Season	Carnaë Dillard	---	2012	1,513
Career	Carnaë Dillard	---	2012-pres.	5,903
NTVBC	Carnaë Dillard	UTEP	10/29/15	76

Attack %

Match	Michelle Dressel	Oral Roberts	9/94	.917
Season	Carly Collins	---	1994	.374
Career	Karissa Flack	---	2012-13	.330
NTVBC	Roxana Casvean	ULM	11/6/09	.652

Assists

Match	Kim Brunette	New Mexico St.	11/96	74
Season	Kristin Sheppard	---	2003	1,601
Career	Kristin Sheppard	---	2001-03	4,394
NTVBC	Kayla Saey	ULM	10/14/11	66

Digs

Match	Jessica Hulsebosch	W. Illinois	9/06	42
Season	Jessica Hulsebosch	---	2006	675
Career	Jessica Hulsebosch	---	2004-07	2,212
NTVBC	Jessica Hulsebosch	New Orleans	11/4/07	27

Digs

Category	Opponent	Date/Year	Total
Match	Wichita State	9/89	148
Season	---	2003	2,264
NTVBC	UTEP	10/29/15	90

Aces

Match	Little Rock	10/07	19
Season	---	1983	268
NTVBC	ULL	11/2/07	15

Blocks

Match	Northeast Louisiana	10/87	47
Season	---	1988	454.0
NTVBC	MTSU	10/1/06	17

Note: NTVBC stands for North Texas Volleyball Center. All records shown in this category are North Texas single match highs. For full stats, please visit MeanGreenSports.com.

Service Aces

Category	Name	Opponent	Date/Year	Total
Match	Brooke Engel	Little Rock	10/07	12
Season	Brooke Engel	---	2006	123
Career	Brooke Engel	---	2004-07	237
NTVBC	Brooke Engel	last vs. Ark. St.	9/23/07	7

Blocks (Solo)

Match	Kim Martin	last vs. UTEP	10/88	10
Season	Kim Martin	---	1988	113
Career	Kim Martin	---	1987-89	193
NTVBC	Catherine Coffey	last vs. MTSU	10/1/06	5

Blocks (Assisted)

Match	Courtney Windham	Marshall	11/13	12
Season	Courtney Windham	---	2012	132
Career	Rachel Troell	---	1994-97	317
NTVBC	Two times	last vs. Denver	10/26/09	7

Blocks (Total)

Match	Kim Martin	UTEP	11/84	20
Season	Kim Martin	---	1988	229
Career	Kim Martin	---	1987-89	428
NTVBC	Catherine Coffey	MTSU	10/1/06	12

Note: Bold denotes players currently on North Texas roster.

HEAD COACH ANDREW PALILEO



Age: 48

Hometown: Honolulu, Hawaii

Wife: Wendy

Children: Ashton, Austin, AJ and Alyvia

Alma Mater: Crown College, '91 (BA, Missiology)

Crown College, '95 (BA, Social Science/Secondary Education)

Bethel University, '00 (MA, Educational Leadership)

Coaching Experience

2013-present: North Texas, Head Coach

Record: 56-37 (60.2 %)

2011-12: Ohio State, Assistant Coach

2008-10: Washington St., Head Coach

Record: 34-54 (38.6 %)

2002-08: Club SoDa 18s, Head Coach

2001-07: S. Dakota St., Head Coach

Record: 154-86 (64.2 %)

1997-2000: Bethel University, Head Coach

Record: 85-55 (60.7 %)

1993-97: Crosstown Junior Olympics, Director

1986-90: Edina HS, JV Head Coach

Head coach Andrew Palileo (paw-leh-lay-oh) continues to develop what has been a young and exciting North Texas volleyball team.

In his second year at the helm, Palileo guided the Mean Green to one of the best seasons in school history. Led by eventual Conference USA Player of the Year Carnae Dillard, Palileo & Co. racked up a 21-9 record entering the postseason, the second-best regular season win total in North Texas history. With momentum on its side and riding a program-best 10-match win streak, North Texas would make it to the C-USA semifinal round before falling to eventual conference champion WKU. The team's individual talent was recognized as Dillard took all-conference first team honors, senior Hanna Forst was named to the second team, and Amanda Chamberlain was placed on the conference's all-freshman squad.

In his first year at North Texas, Palileo led the Mean Green through its initial year in C-USA and accumulated a 17-15 record that came within a few points of the conference's semi-final round. Two players, sophomore Carnae Dillard and senior Karissa Flack, were named to the C-USA all-conference team while setter Amy Henard was an all-freshmen selection..

Palileo arrived in Denton from Ohio State where he was an assistant coach for two years bringing an extensive resume of experience at the Big-10 and Pac-12 levels to the Mean Green. His most recent head coaching position was at Washington State from 2008-2010. While in Pullman, Wash., Palileo took the Cougars to the NCAA tournament in 2009, their first trip in seven years. He also received the Pac-12 Coach of the Year award that same season.

Before heading to Washington State, Palileo was head coach for seven years at South Dakota State where he gathered 154 wins and 86 losses. He was named the 2007 Summit League Coach of the Year, when the South Dakota State Jacks were the Summit League regular season and tournament champions and made the first trip in school history to

the NCAA Championship Tournament that fall. Palileo's crew broke or tied 23 team or individual records during 2007.

Prior to South Dakota State, Palileo was the head volleyball coach at Bethel University (St. Paul, Minn.), where he had an 85-53 record in four seasons, the best four-year mark in school history. While at Bethel, he produced eight first-team All-Conference players, a first-team All-American and two academic All-Americans.

Palileo also coached the Club SoDa 18s volleyball team in Brookings, S.D., from 2002-2008, and was the Heartland Adidas Select Volleyball Program 18s head coach for five years in Minneapolis, Minn. He served as the director of the Crosstown Junior Olympics at Edina High (Minn.) from 1993-97, and he was the JV coach at Waconia (Minn.) High from 1986-90. A highly-regarded clinician, Palileo has also been the head coach of the Midwest Volleyball Instructor Elite Camps since 1997.

A graduate of Crown College (St. Bonifacius, Minn.), Palileo received his bachelor of arts degree in missiology in 1991 and a bachelor of arts degree in social science/secondary education in 1995. He went on to earn a master's degree in educational leadership from Bethel University (St. Paul, Minn.) in 2000.

Palileo and his wife, Wendy, have three sons, Ashton, Austin and A.J., and one daughter, Alyvia.

PALILEO'S RECORD VS. 2015 OPPONENTS

Winthrop	1-0	Tulsa	1-2
North Dakota State	11-10	Baylor	0-2
Missouri	1-2	UTEP	6-0
UTA	1-1	UTSA	1-3
Central Arkansas	1-0	Rice	3-2
Oklahoma	1-1	Louisiana Tech	5-0
Little Rock	0-1	Marshall	2-2
UAB	2-1	Western Kentucky	0-3
Boise State	1-2	Charlotte	1-2
Abilene Christian	3-0	Southern Miss	3-1
Houston	1-1	Florida Atlantic	2-2
SFA	4-1	FIU	2-1
Houston Baptist	1-0	Middle Tennessee	2-0
Oral Roberts	2-1		

STATS AT A GLANCE

RANK	NAME	POS	2015							CAREER							AVERAGES														
			Kills	Attacks	Pct	Asst	Aces	Digs	Blocks	Kills	Attacks	Pct	Asst	Aces	Digs	Blocks	Kills	Attacks	Pct	Asst	Aces	Digs	Blocks								
1	Karley York	5-9 / Freshman / S / San Antonio, TX	HIGHS							AVERAGES							AVERAGES														
			2015	3	7	N/A	43	4	12	1	Career	3	7	N/A	43	4	12	1	2015	0.17	0.44	.344	3.40	0.15	1.72	0.04	Career	0.17	0.44	.344	3.40
2	Meredith Bramer	5-9 / Sophomore / DS / Prosper, TX	HIGHS							AVERAGES							AVERAGES														
			2015	N/A	2	N/A	4	2	16	N/A	Career	2	4	N/A	4	4	16	N/A	2015	0.00	0.19	-.111	0.25	0.16	2.04	0.00	Career	0.02	0.11	.056	0.16
4	McKenna Thornlow	5-9 / Sophomore / DS / Colorado Spring, CO	HIGHS							AVERAGES							AVERAGES														
			2015	N/A	2	N/A	3	4	13	N/A	Career	1	3	N/A	3	4	15	N/A	2015	0.00	0.10	-.111	0.28	0.24	1.61	0.00	Career	0.01	0.11	-.048	0.19
5	Carnae Dillard	5-8 / Senior / OH / San Antonio, TX	HIGHS							AVERAGES							AVERAGES														
			2015	31	89	.487	5	3	24	4	Career	31	89	.650	5	4	26	6	2015	5.49	14.23	.244	0.30	0.14	3.09	0.45	Career	4.76	12.43	.229	0.22
6	McKenzie Christopher	5-5 / Freshman / DS / Denton, TX	HIGHS							AVERAGES							AVERAGES														
			2015	N/A	1	N/A	4	1	20	N/A	Career	N/A	1	N/A	4	1	20	N/A	2015	0.00	0.02	.000	0.24	0.08	1.92	0.00	Career	0.00	0.02	.000	0.24
7	Taylor Haskins	6-0 / RS-Freshman / OH / Kennesaw, GA	HIGHS							AVERAGES							AVERAGES														
			2015	2	6	N/A	1	1	3	N/A	Career	2	6	N/A	1	1	3	N/A	2015	0.24	0.71	.167	0.12	0.06	0.53	0.00	Career	0.24	0.71	.167	0.12
8	Chelsea Abii	5-10 / Sophomore / OH / Dallas, TX	HIGHS							AVERAGES							AVERAGES														
			2015	12	28	.833	1	N/A	6	5	Career	13	28	.833	1	N/A	6	5	2015	1.14	3.48	.119	0.02	0.00	0.45	0.41	Career	1.31	3.81	.143	0.02
9	Hannah Shaw	6-0 / Freshman / OH / Joshua, TX	HIGHS							AVERAGES							AVERAGES														
			2015	17	51	.467	1	1	11	4	Career	17	51	.467	1	1	11	4	2015	1.73	5.44	.171	0.02	0.01	0.78	0.27	Career	1.73	5.44	.171	0.02
10	Holly Milam	6-1 / Sophomore / MB / Burleson, TX	HIGHS							AVERAGES							AVERAGES														
			2015	15	35	.500	3	3	17	9	Career	15	35	.643	3	3	17	9	2015	2.14	5.37	.269	0.12	0.18	1.81	0.73	Career	1.99	4.89	.258	0.10
11	Alexis Wright	6-0 / Sophomore / RS / Arlington, TX	HIGHS							AVERAGES							AVERAGES														
			2015	12	23	.476	1	N/A	5	6	Career	19	28	.667	N/A	N/A	5	6	2015	1.58	3.82	.229	0.03	0.00	0.48	0.41	Career	1.62	3.89	.231	0.02
12	Amy Henard	5-11 / Junior / S / Weatherford, TX	HIGHS							AVERAGES							AVERAGES														
			2015	5	12	.625	56	6	16	4	Career	5	12	.625	68	6	18	5	2015	0.43	1.17	.218	9.25	0.23	2.48	0.34	Career	0.37	1.01	.220	10.07
13	Amanda Chamberlain	6-3 / Sophomore / MB / Lake Wood, CA	HIGHS							AVERAGES							AVERAGES														
			2015	14	28	.714	1	N/A	2	11	Career	14	28	.714	1	N/A	2	11	2015	1.83	4.14	.316	0.01	0.00	0.15	0.84	Career	1.66	3.77	.310	0.01
14	Alyvia Palileo	5-7 / Freshman / DS/S / Denton, TX	HIGHS							AVERAGES							AVERAGES														
			2015	N/A	N/A	N/A	N/A	N/A	N/A	N/A	Career	N/A	N/A	N/A	N/A	N/A	N/A	N/A	2015	0.00	0.00	0.00	0.00	0.00	0.00	0.00	Career	0.00	0.00	0.00	0.00
15	Mikali Myers	6-2 / Sophomore / MB / San Marcos, TX	HIGHS							AVERAGES							AVERAGES														
			2015	4	9	N/A	1	N/A	3	3	Career	5	11	.455	1	1	3	6	2015	0.81	2.00	.190	0.05	0.00	0.33	0.57	Career	0.58	1.71	.152	0.01
16	Jordyn Williams	6-1 / Freshman / MB / San Antonio, TX	HIGHS							AVERAGES							AVERAGES														
			2015	5	18	.167	N/A	N/A	N/A	4	Career	5	18	.167	N/A	N/A	N/A	4	2015	0.78	2.13	.286	0.00	0.00	0.00	0.52	Career	0.78	2.13	.286	0.00
18	Alex Janak	5-9 / Freshman / S / Grapevine, TX	HIGHS							AVERAGES							AVERAGES														
			2015	4	6	N/A	24	2	14	1	Career	4	6	N/A	24	2	14	1	2015	0.08	0.26	.087	1.17	0.12	1.84	0.02	Career	0.08	0.26	.087	1.17

Please visit MeanGreenSports.com for in-depth player bios and statistics.

COMPARISON MATCH-BY-MATCH

Date	Opponent	Score	Kills	Errors	TA	Hit%	Assists	SA	SE	RE	Digs	Blocks	BS	BA	BE	BHE
Aug 28, 2015	vs Winthrop	3-2	63 / 61	25 / 16	153 / 132	.248 / .341	59 / 55	12 / 3	11 / 8	3 / 12	49 / 51	4.0 / 7.0	2 / 3	4 / 8	5 / 2	2 / 5
Aug 29, 2015	vs North Dakota St.	2-3	63 / 60	25 / 14	145 / 135	.262 / .341	54 / 55	5 / 4	10 / 10	4 / 5	53 / 45	4.0 / 8.0	3 / 1	2 / 14	0 / 0	5 / 5
Aug 29, 2015	at Missouri	0-3	40 / 43	21 / 6	98 / 90	.194 / .411	39 / 41	4 / 6	1 / 2	6 / 4	31 / 32	2.0 / 8.0	0 / 2	4 / 12	0 / 0	3 / 1
Sep 02, 2015	at UT Arlington	0-3	40 / 48	22 / 14	130 / 120	.138 / .283	37 / 44	1 / 1	4 / 6	1 / 1	51 / 57	4.0 / 10.5	1 / 1	6 / 19	4 / 0	0 / 0
Sep 04, 2015	vs Central Arkansas	3-2	60 / 58	25 / 24	157 / 164	.223 / .207	57 / 56	3 / 5	8 / 15	5 / 3	72 / 61	8.5 / 12.0	3 / 2	11 / 20	0 / 0	0 / 0
Sep 04, 2015	at Oklahoma	3-2	49 / 68	21 / 29	145 / 161	.193 / .242	47 / 62	5 / 3	14 / 15	3 / 5	57 / 63	13.0 / 10.5	6 / 3	14 / 15	0 / 0	1 / 0
Sep 05, 2015	vs Little Rock	0-3	41 / 44	19 / 19	126 / 128	.175 / .195	40 / 43	1 / 8	4 / 4	8 / 1	59 / 57	10.5 / 7.0	3 / 4	15 / 6	0 / 0	0 / 0
Sep 07, 2015	UAB	3-0	45 / 30	11 / 18	87 / 81	.391 / .148	41 / 28	7 / 5	10 / 5	5 / 7	30 / 29	10.0 / 3.5	4 / 0	12 / 7	1 / 0	0 / 0
Sep 11, 2015	BOISE STATE	2-3	61 / 54	32 / 24	205 / 174	.141 / .172	56 / 54	7 / 8	9 / 6	8 / 7	87 / 91	9.0 / 9.0	4 / 1	10 / 16	1 / 4	1 / 1
Sep 12, 2015	ABILENE CHRISTIAN	3-2	64 / 63	18 / 25	151 / 165	.305 / .230	63 / 60	3 / 4	11 / 12	4 / 4	63 / 58	13.0 / 9.0	3 / 2	20 / 14	6 / 2	3 / 3
Sep 12, 2015	HOUSTON	0-3	39 / 40	20 / 15	108 / 100	.176 / .250	39 / 36	2 / 5	12 / 6	5 / 2	40 / 43	4.0 / 9.0	1 / 3	6 / 12	0 / 0	0 / 1
Sep 16, 2015	STEPHEN F. AUSTIN	3-0	46 / 34	12 / 24	110 / 115	.309 / .087	46 / 32	3 / 2	4 / 0	2 / 3	42 / 46	12.0 / 4.0	7 / 0	10 / 8	1 / 1	0 / 1
Sep 18, 2015	vs Houston Baptist	3-0	44 / 32	11 / 21	126 / 114	.262 / .096	43 / 32	3 / 5	5 / 4	5 / 3	55 / 59	5.0 / 5.0	2 / 3	6 / 4	2 / 0	5 / 2
Sep 19, 2015	vs Oral Roberts	3-1	55 / 52	22 / 24	139 / 154	.237 / .182	52 / 52	5 / 7	7 / 4	7 / 5	65 / 55	11.0 / 4.0	3 / 0	16 / 8	3 / 1	1 / 1
Sep 19, 2015	at Tulsa	3-0	48 / 37	9 / 18	108 / 120	.361 / .158	44 / 35	2 / 2	4 / 7	2 / 2	59 / 48	4.0 / 3.0	2 / 0	4 / 6	0 / 1	1 / 0
Sep 22, 2015	BAYLOR	1-3	58 / 51	27 / 19	145 / 121	.214 / .264	55 / 48	4 / 4	15 / 8	4 / 4	48 / 43	5.0 / 12.0	3 / 4	4 / 16	3 / 2	0 / 0
Sep 25, 2015	at UTEP	3-0	49 / 38	14 / 16	113 / 110	.310 / .200	49 / 34	7 / 2	6 / 2	2 / 7	50 / 44	8.0 / 5.0	1 / 0	14 / 10	0 / 2	0 / 0
Sep 27, 2015	at UTSA	0-3	33 / 47	15 / 5	106 / 106	.170 / .396	29 / 41	3 / 4	8 / 6	4 / 3	48 / 55	3.0 / 6.0	0 / 0	6 / 12	5 / 2	1 / 2
Oct. 2, 2015	RICE	3-2	64 / 74	16 / 24	152 / 177	.316 / .282	62 / 70	4 / 12	7 / 10	12 / 3	60 / 63	11.0 / 4.0	5 / 0	12 / 8	1 / 1	0 / 3
Oct 09, 2015	at Louisiana Tech	3-1	58 / 55	18 / 18	140 / 150	.286 / .247	54 / 50	7 / 6	5 / 8	6 / 7	64 / 58	7.0 / 8.0	2 / 1	10 / 14	1 / 2	1 / 2
Oct 11, 2015	at Marshall	3-1	56 / 56	19 / 21	146 / 150	.253 / .233	53 / 52	3 / 3	4 / 10	3 / 3	66 / 64	9.0 / 9.0	3 / 4	12 / 10	4 / 4	1 / 1
Oct 16, 2015	LOUISIANA TECH	3-0	45 / 33	15 / 23	101 / 108	.297 / .093	42 / 32	3 / 2	4 / 4	2 / 3	42 / 33	13.0 / 3.0	4 / 1	18 / 4	3 / 1	0 / 0
Oct 18, 2015	WKU	2-3	67 / 65	27 / 21	168 / 158	.238 / .278	59 / 64	6 / 2	5 / 9	2 / 6	60 / 63	8.0 / 9.0	2 / 5	12 / 8	5 / 2	1 / 0
Oct 21, 2015	at Rice	2-3	65 / 68	27 / 26	191 / 186	.199 / .226	61 / 63	1 / 4	8 / 7	4 / 1	82 / 89	9.0 / 11.0	3 / 2	12 / 18	8 / 2	0 / 1
Oct 25, 2015	at Charlotte	0-3	43 / 43	18 / 14	107 / 108	.234 / .269	43 / 40	2 / 10	2 / 3	10 / 2	47 / 42	4.0 / 7.0	1 / 3	6 / 8	2 / 1	1 / 1
Oct 29, 2015	UTEP	3-1	68 / 44	32 / 20	183 / 163	.197 / .147	64 / 41	9 / 4	6 / 2	4 / 9	90 / 70	8.0 / 7.0	3 / 1	10 / 12	4 / 1	1 / 0
Oct 30, 2015	SOUTHERN MISS	3-0	46 / 31	17 / 21	134 / 125	.216 / .080	44 / 28	3 / 6	9 / 2	6 / 3	60 / 56	4.0 / 3.0	3 / 3	2 / 0	0 / 0	0 / 2
Nov. 6, 2015	at FAU	2-3	61 / 70	26 / 27	188 / 198	.186 / .217	58 / 68	3 / 6	2 / 7	6 / 3	86 / 95	15.5 / 9.0	5 / 2	21 / 14	4 / 2	0 / 3
Nov 08, 2015	at FIU	3-1	55 / 53	21 / 27	134 / 148	.254 / .176	53 / 51	3 / 5	5 / 8	5 / 3	57 / 50	10.0 / 10.0	9 / 7	2 / 6	4 / 4	2 / 1

Note: Match totals are displayed in the format TEAM/OPPONENT for each category

CUMULATIVE STATS

Overall record: 17-12 Conf: 9-5 Home: 7-4 Away: 6-6 Neutral: 4-2

#	Player	sp	Attack				pct	Set		Serve			re	Dig		Blocking					points	
			k	k/s	e	ta		a	a/s	sa	se	sa/s		dig	dig/s	bs	ba	total	blk/s	be		bhe
1	YORK, Karley	72	12	0.17	1	32	.344	245	3.40	11	17	0.15	0	124	1.72	0	3	3	0.04	3	5	24.5
2	BRAMER, Meredith	76	0	0.00	1	9	-.111	19	0.25	12	14	0.16	13	155	2.04	0	0	0	0.00	0	1	12.0
4	THORNLOW, McKenna	87	0	0.00	1	9	-.111	24	0.28	21	15	0.24	15	140	1.61	0	0	0	0.00	0	1	21.0
5	DILLARD, Carnae	113	620	5.49	227	1608	.244	34	0.30	16	43	0.14	15	349	3.09	18	33	51	0.45	12	4	670.5
6	CHRISTOPHER, McKe	50	0	0.00	0	1	.000	12	0.24	4	13	0.08	8	96	1.92	0	0	0	0.00	0	0	4.0
7	HASKINS, Taylor	17	4	0.24	2	12	.167	2	0.12	1	2	0.06	3	9	0.53	0	0	0	0.00	2	0	5.0
8	ABII, Chelsea	58	66	1.14	42	202	.119	1	0.02	0	1	0.00	6	26	0.45	4	20	24	0.41	5	1	80.0
9	SHAW, Hannah	89	154	1.73	71	484	.171	2	0.02	1	3	0.01	9	69	0.78	9	15	24	0.27	5	1	171.5
10	MILAM, Holly	113	242	2.14	79	607	.269	14	0.12	20	23	0.18	17	205	1.81	16	66	82	0.73	11	1	311.0
11	WRIGHT, Alexis	105	166	1.58	74	401	.229	3	0.03	0	0	0.00	0	50	0.48	6	37	43	0.41	9	0	190.5
12	HENARD, Amy	106	46	0.43	19	124	.218	980	9.25	24	49	0.23	8	263	2.48	3	33	36	0.34	3	13	89.5
13	CHAMBERLAIN, Aman	95	174	1.83	50	393	.316	1	0.01	0	2	0.00	3	14	0.15	25	55	80	0.84	14	1	226.5
14	PALILEO, Alyvia	3	0	0.00	0	0	.000	0	0.00	0	0	0.00	0	0	0.00	0	0	0	0.00	0	0	0.0
15	MYERS, Mikali	21	17	0.81	9	42	.190	1	0.05	0	2	0.00	1	7	0.33	3	9	12	0.57	2	0	24.5
16	WILLIAMS, Jordyn	23	18	0.78	4	49	.286	0	0.00	0	0	0.00	0	0	0.00	4	8	12	0.52	1	0	26.0
18	JANAK, Alex	90	7	0.08	5	23	.087	105	1.17	11	16	0.12	16	166	1.84	0	2	2	0.02	0	2	19.0
NORTH TEXAS		113	1526	13.50	585	3996	.235	1443	12.77	121	200	1.07	138	1673	14.81	88	281	228.5	2.02	67	30	1875.5
Opponents		113	1452	12.85	573	3961	.222	1367	12.10	138	190	1.22	121	1620	14.34	58	309	212.5	1.88	37	36	1802.5

Team Statistics	NT	OPP
ATTACK		
Kills	1526	1452
Errors	585	573
Total Attacks	3996	3961
Attack Pct	.235	.222
Kills/Set	13.5	12.8
SET		
Assists	1443	1367
Attempts	3786	3765
Assist Pct	.381	.363
Assists/Set	12.8	12.1
SERVE		
Aces	121	138
Errors	200	190
Attempts	2475	2443
Serve Pct	.919	.922
Aces/Set	1.1	1.2
SERVE RECEPTIONS		
Errors	138	121
Errors/Set	1.2	1.1
Attempts	2241	2255
Reception Pct	.938	.946
DEFENSE		
Digs	1673	1620
Digs/Set	14.8	14.3
BLOCKING		
Block Solo	88	58
Block Assist	281	309
Total Blocks	228.5	212.5
Blocks/Set	2.0	1.9
Block Errors	67	37
Ball handling errors	30	36
ATTENDANCE		
Total	3470	8353
Dates/Avg Per Date	11/315	12/696
Neutral site #/Avg	6/56	
Current win streak	1	-
Home win streak	2	-

Date	Opponent	Score	Score by set	Att.
Aug 28	vs Winthrop	w 3-2	25-19,25-23,19-25,23-25,15-12	64
Aug 29	vs North Dakota St.	L 2-3	25-22,25-23,22-25,18-25,13-15	55
Aug 29	at Missouri	L 0-3	21-25,15-25,17-25	3482
Sep 02	at UT Arlington	L 0-3	21-25,16-25,24-26	867
Sep 04	vs Central Arkansas	w 3-2	25-23,18-25,22-25,25-22,15-4	0
Sep 04	at Oklahoma	w 3-2	15-25,25-22,25-23,21-25,15-13	837
Sep 05	vs Little Rock	L 0-3	23-25,19-25,23-25	0
*Sep 07	UAB	w 3-0	25-21,25-20,25-18	550
Sep 11	BOISE STATE	L 2-3	25-19,21-25,19-25,25-22,10-15	307
Sep 12	ABILENE CHRISTIAN	w 3-2	25-18,21-25,25-23,22-25,15-9	360
Sep 12	HOUSTON	L 0-3	20-25,18-25,25-27	380
Sep 16	STEPHEN F. AUSTIN	w 3-0	25-18,25-16,25-18	193
Sep 18	vs Houston Baptist	w 3-0	25-21,25-17,25-21	117
Sep 19	vs Oral Roberts	w 3-1	25-20,16-25,25-23,25-21	100
Sep 19	at Tulsa	w 3-0	25-23,25-18,25-12	0
Sep 22	BAYLOR	L 1-3	19-25,23-25,25-22,22-25	432
*Sep 25	at UTEP	w 3-0	25-19,25-21,25-21	515
*Sep 27	at UTSA	L 0-3	18-25,15-25,16-25	740
*Oct 2	RICE	w 3-2	23-25,30-28,25-19,14-25,15-12	347
*Oct 09	at Louisiana Tech	w 3-1	25-17,25-20,17-25,27-25	254
*Oct 11	at Marshall	w 3-1	25-19,17-25,25-23,25-19	342
*Oct 16	LOUISIANA TECH	w 3-0	25-18,25-22,25-14	237
*Oct 18	WKU	L 2-3	23-25,25-15,20-25,25-21,11-15	259
*Oct 21	at Rice	L 2-3	26-24,22-25,25-19,17-25,10-15	293
*Oct 25	at Charlotte	L 0-3	21-25,21-25,22-25	513
*Oct 29	UTEP	w 3-1	25-17,25-20,22-25,27-25	141
*Oct 30	SOUTHERN MISS	w 3-0	25-22,25-21,25-23	264
*Nov. 6	at FAU	L 2-3	21-25,17-25,25-19,25-20,14-16	211
*Nov 08	at FIU	w 3-1	23-25,25-23,25-15,25-23	299

Record in 3-set matches:7-6 • Record in 4-set matches:5-1 • Record in 5-set matches:5-5

CONFERENCE USA STATS

Overall record: 9-5 Conf: 9-5 Home: 5-1 Away: 4-4 Neutral: 0-0

##	Player	sp	Attack					Set		Serve			Dig			Blocking					points	
			k	k/s	e	ta	pct	a	a/s	sa	se	sa/s	re	dig	dig/s	bs	ba	total	blk/s	be		bhe
1	YORK, Karley	39	6	0.15	1	18	.278	133	3.41	9	9	0.23	0	78	2.00	0	2	2	0.05	2	3	16.0
2	BRAMER, Meredith	31	0	0.00	0	4	.000	5	0.16	6	6	0.19	8	65	2.10	0	0	0	0.00	0	0	6.0
4	THORNLOW, McKenna	41	0	0.00	0	5	.000	10	0.24	10	7	0.24	6	72	1.76	0	0	0	0.00	0	0	10.0
5	DILLARD, Carnae	54	319	5.91	117	820	.246	14	0.26	11	15	0.20	8	188	3.48	6	15	21	0.39	6	1	343.5
6	CHRISTOPHER, McKe	19	0	0.00	0	0	.000	4	0.21	2	7	0.11	5	26	1.37	0	0	0	0.00	0	0	2.0
7	HASKINS, Taylor	14	2	0.14	1	3	.333	2	0.14	1	2	0.07	3	9	0.64	0	0	0	0.00	0	0	3.0
8	ABII, Chelsea	29	37	1.28	15	91	.242	0	0.00	0	0	0.00	0	6	0.21	3	10	13	0.45	3	1	45.0
9	SHAW, Hannah	44	82	1.86	34	222	.216	2	0.05	0	0	0.00	2	27	0.61	6	9	15	0.34	4	0	92.5
10	MILAM, Holly	54	130	2.41	41	316	.282	5	0.09	8	8	0.15	8	109	2.02	10	36	46	0.85	8	1	166.0
11	WRIGHT, Alexis	50	68	1.36	25	169	.254	1	0.02	0	0	0.00	0	31	0.62	1	21	22	0.44	4	0	79.5
12	HENARD, Amy	51	11	0.22	8	50	.060	452	8.86	9	19	0.18	7	144	2.82	1	18	19	0.37	2	2	30.0
13	CHAMBERLAIN, Aman	38	73	1.92	22	172	.297	0	0.00	0	1	0.00	3	4	0.11	12	22	34	0.89	10	0	96.0
14	PALILEO, Alyvia	2	0	0.00	0	0	.000	0	0.00	0	0	0.00	0	0	0.00	0	0	0	0.00	0	0	0.0
15	MYERS, Mikali	14	10	0.71	7	28	.107	1	0.07	0	0	0.00	1	3	0.21	2	7	9	0.64	2	0	15.5
16	WILLIAMS, Jordyn	19	15	0.79	3	42	.286	0	0.00	0	0	0.00	0	0	0.00	4	8	12	0.63	1	0	23.0
18	JANAK, Alex	44	2	0.05	2	10	.000	83	1.89	5	7	0.11	9	80	1.82	0	1	1	0.02	0	0	7.5
NORTH TEXAS		54	755	13.98	276	1950	.246	712	13.19	61	81	1.13	71	842	15.59	45	149	119.5	2.21	42	8	935.5
Opponents		54	707	13.09	281	1968	.216	662	12.26	71	83	1.31	60	811	15.02	29	131	94.5	1.75	24	16	872.5

Team Statistics	NT	OPP
ATTACK		
Kills	755	707
Errors	276	281
Total Attacks	1950	1968
Attack Pct	.246	.216
Kills/Set	14.0	13.1
SET		
Assists	712	662
Attempts	1837	1854
Assist Pct	.388	.357
Assists/Set	13.2	12.3
SERVE		
Aces	61	71
Errors	81	83
Attempts	1207	1155
Serve Pct	.933	.928
Aces/Set	1.1	1.3
SERVE RECEPTIONS		
Errors	71	60
Errors/Set	1.3	1.1
Attempts	1068	1118
Reception Pct	.934	.946
DEFENSE		
Digs	842	811
Digs/Set	15.6	15.0
BLOCKING		
Block Solo	45	29
Block Assist	149	131
Total Blocks	119.5	94.5
Blocks/Set	2.2	1.8
Block Errors	42	24
Ball handling errors	8	16
ATTENDANCE		
Total	1798	3167
Dates/Avg Per Date	6/300	8/396
Neutral site #/Avg	0/0	
Current win streak	1	-
Home win streak	2	-

Date	Opponent	Score	Score by set	Att.
*Sep 07	UAB	w 3-0	25-21,25-20,25-18	550
*Sep 25	at UTEP	w 3-0	25-19,25-21,25-21	515
*Sep 27	at UTSA	L 0-3	18-25,15-25,16-25	740
*Oct. 2	RICE	w 3-2	23-25,30-28,25-19,14-25,15-12	347
*Oct 09	at Louisiana Tech	w 3-1	25-17,25-20,17-25,27-25	254
*Oct 11	at Marshall	w 3-1	25-19,17-25,25-23,25-19	342
*Oct 16	LOUISIANA TECH	w 3-0	25-18,25-22,25-14	237
*Oct 18	WKU	L 2-3	23-25,25-15,20-25,25-21,11-15	259
*Oct 21	at Rice	L 2-3	26-24,22-25,25-19,17-25,10-15	293
*Oct 25	at Charlotte	L 0-3	21-25,21-25,22-25	513
*Oct 29	UTEP	w 3-1	25-17,25-20,22-25,27-25	141
*Oct 30	SOUTHERN MISS	w 3-0	25-22,25-21,25-23	264
*Nov. 6	at FAU	L 2-3	21-25,17-25,25-19,25-20,14-16	211
*Nov 08	at FIU	w 3-1	23-25,25-23,25-15,25-23	299

Record in 3-set matches:4-2 • Record in 4-set matches:4-0 • Record in 5-set matches:1-3

MEDIA ROSTER



1
Karley York
 5-9 • Freshman • S
 San Antonio, TX



2
Meredith Brammer
 5-9 • Sophomore • DS
 Prosper, TX



4
McKenna Thornlow
 5-9 • Sophomore • DS
 Colorado Springs, CO



5
Carnae Dillard
 5-8 • Senior • OH
 San Antonio, TX



6
McKenzie Christopher
 5-5 • Freshman • DS
 Denton, TX



7
Taylor Haskins
 6-0 • RS-Freshman • OH
 Kennesaw, GA



8
Chelsea Abii
 5-10 • Sophomore • OH
 Dallas, TX



9
Hannah Shaw
 6-0 • Freshman • OH
 Joshua, TX



10
Holly Milam
 6-1 • Sophomore • MB
 Burleson, TX



11
Alexis Wright
 6-0 • Sophomore • RS
 Arlington, TX



12
Amy Henard
 5-11 • Junior • S
 Weatherford, TX



13
Amanda Chamberlain
 6-3 • Sophomore • MB
 Lake Wood, CA



14
Alyvia Palileo
 5-7 • Freshman • S/DS
 Denton, TX



15
Mikali Myers
 6-2 • Sophomore • MB
 San Marcos, TX



16
Jordyn Williams
 6-1 • Freshman • MB
 San Antonio, TX



18
Alex Janak
 5-9 • Freshman • S
 Grapevine, TX



HC
Andrew Palileo
 Head Coach
 3rd Season



AHC
Vinh Nguyen
 Associate Head Coach
 1st Season



AC
Rachel Todorovich
 Assistant Coach
 1st Season