

NORTH TEXAS



2016 SOFTBALL NOTES



NORTH TEXAS SOFTBALL CONTACT: AUSTIN MILLER | CELL PHONE: 770-375-0171 | OFFICE PHONE: 940-565-3671 | EMAIL: AUSTIN.MILLER@UNT.EDU

2016 SCHEDULE/RESULTS

| DATE | OPPONENT | RESULT/TIME |
|-----------|----------------------------|--------------------|
| Feb. 12 | at #18 Arizona - ^ | L, 9-1 (6) |
| | vs. Nebraska-Omaha - ^ | W, 11-3 (5) |
| Feb. 13 | vs. UC Santa Barbara - ^ | L, 6-3 |
| | vs. Southern Utah - ^ | W, 6-5 |
| Feb. 14 | vs. Purdue - ^ | L, 6-1 |
| Feb. 19 | vs. Northwestern State - & | W, 9-5 |
| | vs. Liberty - & | L, 1-0 |
| Feb. 20 | at #17 Baylor - & | W, 7-5 (9) |
| | vs. Liberty - & | W, 1-0 |
| Feb. 21 | at #17 Baylor - & | W, 7-6 (8) |
| Feb. 27 | SAM HOUSTON STATE - % | W, 5-2 |
| | CREIGHTON - % | W, 11-1 (5) |
| Feb. 28 | CREIGHTON - % | L, 5-4 (8) |
| | SAM HOUSTON STATE - % | L, 5-4 |
| Mar. 4 | UT MARTIN - \$ | W, 8-4 |
| Mar. 5 | NICHOLLS STATE - \$ | W, 2-1 |
| | UT MARTIN - \$ | W, 5-3 |
| Mar. 6 | NICHOLLS STATE - \$ | W, 3-2 |
| | HOUSTON BAPTIST - \$ | W, 15-1 (5) |
| Mar. 9 | at Texas | PPD |
| Mar. 12 | at UTSA* (DH) | L, 3-2 (8)/L, 8-6 |
| Mar. 13 | at UTSA | L, 5-1 |
| Mar. 15 | at Incarnate Word | W, 10-2 (5) |
| Mar. 19 | MARSHALL* (DH) | L, 4-1/W, 7-1 |
| Mar. 20 | MARSHALL* | L, 9-5 |
| Mar. 22 | at Stephen F. Austin | W, 3-2 |
| Mar. 25 | at WKU* (DH) | L, 3-6 (8)/W, 9-4 |
| Mar. 26 | at WKU* | W, 9-6 |
| Mar. 30 | at #17 Baylor | L, 2-0 |
| April 2 | FIU* (DH) | L, 3-1/L, 6-0 |
| April 3 | FIU* | L, 12-3 (6) |
| April 6 | UT ARLINGTON | W, 1-0 (8) |
| April 8 | at Kansas - # | L, 1-0 |
| April 9 | vs. Georgia Tech - # | L, 8-4 |
| April 9 | at Kansas - # | L, 12-2 (5) |
| April 10 | vs. Georgia Tech - # | W, 10-2 (5) |
| April 13 | at #7 Oklahoma | L, 6-1 |
| April 16 | at Southern Miss* (DH) | L, 4-0/L, 3-0 |
| April 17 | at Southern Miss* | L, 2-3 |
| April 23 | LOUISIANA TECH* (DH) | L, 12-0 (5)/L, 5-2 |
| April 24 | LOUISIANA TECH* | L, 9-3 |
| April 27 | TEXAS TECH (DH) | L, 8-5/L, 4-2 |
| April 30 | at UTEP* (DH) | L, 8-4/L, 5-4 |
| May 1 | at UTEP* | L, 6-3 |
| May 4 | at Texas | L, 4-2 |
| May 7 | UAB* (DH) | 1/3 p.m. |
| May 8 | UAB* | 1 p.m. |
| May 11-14 | Conference USA Tournament | TBA |

^ - Hillenbrand Invitational (Tucson, Ariz.)
 & - Gettman Classic (Waco, Texas)
 % - North Texas Invitational (Denton, Texas)
 \$ - Mean Green Spring Fling (Denton, Texas)
 # - Kansas Round Robin (Lawrence, Kan.)

* - Conference USA game

HOME GAMES INDICATED IN BOLD AND CAPS

All times Central and subject to change



NORTH TEXAS MEAN GREEN (20-32, 3-18 C-USA)

HEAD COACH: TRACEY KEE
 AT NORTH TEXAS: 70-85
 CAREER: 754-4471

Dates: May 7-8

Opponent: UAB Blazers

Location: Denton, Texas

Venue: Lovelace Stadium

Capacity: 371

Series: UAB leads 3-0

Last Meeting: UAB won series 3-0 (2015)

Live Stats:

MeanGreenStats.com

Live Video:

MeanGreenSports.com (Free)

Twitter Updates:

@MeanGreenSB



UAB BLAZERS (24-28, 13-8 C-USA)

HEAD COACH: MARLA TOWNSEND
 AT TEXAS: 508-480
 CAREER: 508-4480

NORTH TEXAS WEEK SCHEDULE

| | | | | |
|-------|-----------------------------|------------------------|---------------|--------|
| May 4 | at Texas (33-14) | TV, live stats | Austin, Texas | L, 4-2 |
| May 7 | vs. UAB (24-28, 13-8 C-USA) | live video, live stats | Denton, Texas | 1 p.m. |
| May 7 | vs. UAB (24-28, 13-8 C-USA) | live video, live stats | Denton, Texas | 3 p.m. |
| May 8 | vs. UAB (24-28, 13-8 C-USA) | live stats | Denton, Texas | 1 p.m. |

NORTH TEXAS QUICK HITS

- North Texas has been mathematically eliminated from contention for the Conference USA Tournament in Denton. The Mean Green have lost six of seven league series, with the one series win coming at WKU.
- North Texas has lost 12 straight Conference USA games and 13 straight games overall entering the final three games of the season against UAB. The longest losing streak in school history is 14 games, set during 2007.
- Kelli Schkade leads Conference USA in home runs (13) and slugging percentage (.725) and ranks third in on-base percentage (.469) and fourth in batting average (.389).
- Kelli Schkade set the single-season school record for runs scored (50), while Makenzi Dawson tied the school record for stolen bases (17). North Texas also set the school record with 78 stolen bases this season.
- After a 6-4 start that included a pair of wins over nationally-ranked Baylor and a tournament title at the Gettman Classic, the North Texas softball team received votes in one of the national polls for the first time in school history. North Texas received two votes in the USA Today/NECA Division I softball coaches poll.

2016 MEAN GREEN

BATTING

| No. | Name | Pos. | Yr. | B/T | GP-GS | AVG | R | RBI | Notes |
|-----|------------------|------|-----|-----|-------|------|----|-----|--|
| 3 | Harley Perella | UTIL | Fr. | R/R | 51-50 | .290 | 19 | 26 | Tallied career-high four hits vs. GT |
| 4 | Bailey Thompson | OF | Fr. | L/R | 51-50 | .250 | 21 | 5 | Scored game-winning run vs. UTA |
| 5 | Kay Kay Hayter | UTIL | Fr. | L/R | 30-14 | .271 | 6 | 2 | Had first multi-hit game vs. No. 21 Baylor |
| 8 | Casady Webb | UTIL | Fr. | R/R | 34-22 | .162 | 8 | 7 | Started five games at C, two games at 2B |
| 9 | Kelli Schkade | IF | Jr. | R/R | 52-52 | .389 | 50 | 41 | Had a school-record 19-game hit streak |
| 11 | Karly Williams | UTIL | Sr. | R/R | 52-52 | .311 | 19 | 29 | School's all-time leader in sac hits (27) |
| 12 | Makenzi Dawson | IF | Fr. | L/R | 50-48 | .253 | 18 | 9 | Tied school record with 17 stolen bases |
| 14 | Hannah Gerecke | OF | Fr. | R/R | 34-15 | .238 | 6 | 1 | Went 3-for-3 in series finale vs. FIU |
| 18 | Danielle Gregory | OF | Jr. | R/R | 48-47 | .324 | 27 | 17 | Has 16 multi-hit games this season |
| 21 | Rhyllie Makawe | UTIL | Fr. | R/R | 51-51 | .287 | 17 | 25 | Second on team with six home runs |
| 22 | Lauren Miller | INF | So. | R/R | 34-20 | .148 | 4 | 4 | Hit a solo home run for first career hit |
| 23 | Bryana Wade | C | Sr. | R/R | 48-47 | .223 | 13 | 18 | Thrown out 17 of 38 runners this year |

PITCHING

| No. | Name | Pos. | Yr. | W-L | ERA | IP | BB | SO | Notes |
|-----|------------------|------|-----|-------|------|-------|----|----|--------------------------------------|
| 10 | Lauren Craine | RHP | Fr. | 1-6 | 5.10 | 60.1 | 16 | 16 | Worked career-long 6.1 IP vs. TTU |
| 15 | Stacey Underwood | RHP | Jr. | 6-15 | 4.60 | 123.1 | 39 | 61 | Leads the team in strikeouts |
| 17 | Jessica Elder | LHP | Jr. | 13-11 | 3.86 | 156.0 | 37 | 58 | Retied all 12 batters faced at Texas |

North Texas Quick Facts

Founded: 1890
Location: Denton, Texas
Enrollment: 36, 221
President: Dr. Neal Smatresk
Nickname: Mean Green
Colors: Green and White
Affiliation: Division I-A
Conference: Conference USA
Athletic Director: Rick Villarreal

Softball Staff

Head Coach: Tracey Kee (East Carolina '90)
Record at North Texas: 70-85 (third season)
Overall Record: 754-447-1 (18 seasons)
Associate Head Coach: Natalie Kozlowski (second season)
Assistant Coach: Christina Merrida (second season)
Volunteer Assistant Coach: Greg Higginbotham (first season)
Athletic Trainer: Alex Crawford
Softball Office Phone Number: 940.369.7958

Facility Information

Home Field: Lovelace Stadium
Capacity: 371
Pressbox Phone: 940.369.7777
Field Dimensions: Left Field: 200 ft./Center Field: 220 ft./Right Field: 200 ft.
Outfield Fence Height: 6 ft
Record at Lovelace Stadium: 129-104-1 (10 seasons)

Softball History

First Era of Softball: 1985-88
Record: 37-136
First Year in New Era: 2004
Record in New Era: 311-404-1
All-Time Record: 348-550-1

2016 Preview

2015 Record: 19-31
2015 Conference USA Record: 11-12 (seventh place in regular season)
Conference Tournament Finish: Tied for fifth
Letterwinners Returning/Lost: 4/13
Starters Returning/Lost: 3/5
Pitchers Returning/Lost: 1/3
Newcomers: 11

Media Relations Office

SID: Austin Miller
Office phone: 940.565.3671
Cell phone: 770.375.0171
Email: Austin.Miller@unt.edu
Web Site: www.meangreensports.com
Mailing Address: North Texas Athletic Department
 1155 Union Circle #311397
 Denton, TX 76203
Delivery Address: 1251 South Bonnie Brae
 Shipping Dock - Denton, TX 76207



Facebook www.facebook.com/MeanGreenSB
Twitter @MeanGreenSB
Instagram MeanGreenSB

■ Leading Off

North Texas hosts UAB on the final weekend of the 2016 season. The Mean Green and Blazers will play a doubleheader Saturday, beginning at 1 p.m., and then play the series finale Sunday, also at 1 p.m., with Senior Day festivities before the start of the game. North Texas looks to snap a 12-game Conference USA losing streak, dating back to a 9-6 win over WKU on March 26, and a 13-game overall losing streak, dating back to a 10-2 run-rule win over Georgia Tech in five innings on April 10. North Texas is 0-6 all-time against UAB, with series sweep losses to the Blazers during the 2014 season in Denton and the 2015 season in Birmingham.

■ Noting The Nonconference

North Texas completed its nonconference slate on Wednesday, falling to Texas by a score of 4-2. The Mean Green posted a nonconference record of 17-14, going 8-4 in home games, 4-6 in away games and 5-4 in neutral-site games. Among those nonconference wins were two wins over No. 19 Baylor on the way to a 4-1 record and the Gettman Classic tournament title and a perfect 5-0 record at the Mean Green Spring Fling. Other notable wins included a win over Georgia Tech from the ACC and trio of wins over RPI top 100 teams in UT Arlington, Northwestern State and Nicholls State.

■ Final Weekend Of Conference Play

With one leagues series remaining, at home against UAB, North Texas sits in 12th place of 12 teams with a league record of 3-18 and has been mathematically eliminated from contention for the Conference USA Tournament. The eight-team Conference USA Tournament field will include the top three teams (by winning percentage) in the East Division standings and the top three teams (by winning percentage) in the West Division Standings, as well as two wild card teams from either division.



2016 Conference USA Softball



STANDINGS (as of May 04, 2016)

| Team | C-USA | | | | Overall | | | | Last 10 | Streak |
|------------------|-------|----|---|------|---------|----|---|------|---------|--------|
| | W | L | T | Pct | W | L | T | Pct | | |
| FLORIDA ATLANTIC | 19 | 2 | 0 | .905 | 44 | 7 | 0 | .863 | 10-0 | W 15 |
| MARSHALL | 11 | 10 | 0 | .524 | 27 | 24 | 0 | .529 | 6-4 | W 1 |
| CHARLOTTE | 10 | 11 | 0 | .476 | 31 | 21 | 0 | .596 | 6-4 | W 4 |
| FIU | 9 | 12 | 0 | .429 | 26 | 26 | 0 | .500 | 5-5 | L 1 |
| WKU | 7 | 11 | 0 | .389 | 16 | 27 | 0 | .372 | 2-8 | L 6 |
| MIDDLE TENNESSEE | 6 | 15 | 0 | .286 | 23 | 28 | 0 | .451 | 1-9 | L 8 |

EAST

WEST

| Team | C-USA | | | | Overall | | | | Last 10 | Streak |
|----------------|-------|----|---|------|---------|----|---|------|---------|--------|
| | W | L | T | Pct | W | L | T | Pct | | |
| UAB | 13 | 8 | 0 | .619 | 24 | 28 | 0 | .462 | 5-5 | W 1 |
| UTEP | 13 | 8 | 0 | .619 | 22 | 28 | 0 | .440 | 5-5 | W 3 |
| LOUISIANA TECH | 10 | 8 | 0 | .556 | 29 | 19 | 0 | .604 | 6-4 | L 1 |
| SOUTHERN MISS | 11 | 10 | 0 | .524 | 25 | 26 | 0 | .490 | 6-4 | L 1 |
| UTSA | 11 | 10 | 0 | .524 | 20 | 29 | 0 | .408 | 6-4 | W 2 |
| NORTH TEXAS | 3 | 18 | 0 | .143 | 20 | 32 | 0 | .385 | 0-10 | L 13 |

2016 ROSTER

| No. | Name | Ht. | Yr. | Pos. | B/T | Hometown/Previous School |
|-----|------------------|-------|-----|------|-----|---|
| 10 | Lauren Craine | 5-7 | Fr. | P | R/R | Aledo, TX (Aledo HS) |
| 12 | Makenzi Dawson | 5-8 | Fr. | IF | L/R | Robinson, TX (Robinson HS) |
| 17 | Jessica Elder | 5-6 | Jr. | P | R/L | Cedar Park, TX (Howard College) |
| 14 | Hannah Gerecke | 5-7 | Fr. | OF | R/R | La Grange, TX (La Grange HS) |
| 18 | Danielle Gregory | 5-7 | Jr. | OF | R/R | Winnsboro, TX (McLennan CC) |
| 5 | Kay Kay Hayter | 5-6 | Fr. | UT | L/R | Garrison, TX (Garrison HS) |
| 21 | Rhyllie Makawe | 5-5.5 | Fr. | UT | R/R | Aledo, TX (Aledo HS) |
| 22 | Lauren Miller | 5-11 | So. | IF | R/R | Blanchard, OK (East Central University) |
| 3 | Harley Perella | 5-5 | Fr. | UT | R/R | Frisco, TX (Heritage HS) |
| 9 | Kelli Schkade | 5-7 | Jr. | IF | R/R | Albany, TX (Missouri) |
| 4 | Bailey Thompson | 5-4 | Fr. | OF | L/R | Edmond, OK (Deer Creek HS) |
| 15 | Stacey Underwood | 5-10 | Jr. | P | R/R | Hico, TX (McLennan CC) |
| 23 | Bryana Wade | 5-8 | Sr. | C | R/R | Choctaw, OK (Mount St. Mary HS) |
| 8 | Casady Webb | 5-4 | Fr. | UT | R/R | Davis, OK (Davis HS) |
| 11 | Karly Williams | 5-7 | Sr. | UT | R/R | Castroville, TX (Medina Valley HS) |



CONFERENCE USA PRESEASON POLL ANNOUNCED

Florida Atlantic, with nine first place votes and 141 of a maximum possible 144 points, has been tabbed as the favorite to take the 2016 Conference USA softball crown, as selected by the league's 12 head coaches. UAB's Caitlin Attfield, the reigning 2015 C-USA player of the year, was named the 2016 preseason player of the year. For the second-consecutive season, Florida Atlantic snagged preseason pitcher of the year honors, thanks to junior ace Kylee Hanson.

After finishing second to WKU in both regular season and tournament action a year ago, the Owls look poised to reload and get over the hump in 2016. Joan Joyce's squad returns 12 of 16 players from her 2015 roster, including a scary pitching duo of Hanson and Amanda Wilson, who shutout eventual national champion Florida through seven innings in the Gainesville regional last year.

Marshall, voted a close second in the poll, picked up two first place votes and landed a league-most four athletes on the preseason All-Conference USA squad. The Thundering Herd return a stock of talent including 2015 C-USA freshman of the year Elicia D'Orazio, Team USA member Morgan Zerkle and 33-game winner Jordan Dixon.

After nearly knocking off the eventual C-USA champion Lady Toppers in the semifinals in 2015, UAB is slated to challenge for this year's championship once again after being tabbed third in the preseason poll. Head coach Marla Townsend has the Blazers aimed at a return trip to the NCAA Tournament (2014), led by Conference USA preseason player of the year Attfield and preseason All-C-USA member Sara Beth Williamson, both of which earned first team honors at the conclusion of last season.

The 2016 Conference USA Championship is slated to take place May 11-14 at Lovelace Stadium, hosted by North Texas, in Denton, Texas. The league's top eight teams in the final regular season standings qualify for the tournament, with the first round being a single elimination format and the quarterfinals/semifinals being a double elimination format. The championship game will be televised live nationally by CBS Sports Networks.

**CONFERENCE USA
PRESEASON POLL**

1. Florida Atlantic (9)
2. Marshall (2)
3. UAB
4. UTSA (1)
5. Louisiana Tech
6. FIU
7. Charlotte
8. WKU
9. UTEP
10. North Texas
11. Middle Tennessee
12. Southern Miss

**USA Today/NFCA Coaches Top 25
WEEK 12**

| Rank | Team | Record | Last Poll |
|------|---------------------|---------|-----------|
| 1. | Florida (24) | 47-4 | 1 |
| 2. | Michigan (8) | 41-4 | 2 |
| 3. | Oregon | 38-6 | 3 |
| 4. | Alabama | 43-10 | 4 |
| 5. | Florida State | 42-5 | 5 |
| 6. | Auburn | 45-7 | 6 |
| 7. | Oklahoma | 41-7 | 7 |
| 8. | James Madison | 41-4 | 8 |
| 9. | Louisiana-Lafayette | 37-7 | 9 |
| 10. | Tennessee | 37-12 | 10 |
| 11. | Washington | 32-11 | 11 |
| 12. | Kentucky | 40-11 | 12 |
| 13. | LSU | 40-13 | 13 |
| 14. | UCLA | 33-13-1 | 14 |
| 15. | Georgia | 39-14 | 15 |
| 16. | Missouri | 37-12 | 16 |
| 17. | Texas A&M | 35-16 | 17 |
| 18. | Arizona | 32-17 | 18 |
| 19. | Notre Dame | 36-8 | 19 |
| 20. | Fresno State | 37-9-1 | 20 |
| 21. | Baylor | 43-12 | 21 |
| 22. | Florida Atlantic | 44-7 | 22 |
| 23. | Minnesota | 35-12 | 23 |
| 24. | USF | 43-13 | 24 |
| 25. | UCF | 31-16 | RV |

Others Receiving Votes: Utah, Cal State Fullerton, Texas, Nebraska, Arizona State, Long Beach State, Ohio State

**ESPN.com/USA Softball Top 25
WEEK 12**

| Rank | Team | Record | Last Poll |
|------|---------------------|---------|-----------|
| 1. | Florida (11) | 47-4 | 1 |
| 2. | Michigan (6) | 41-4 | 2 |
| 3. | Oregon (1) | 38-6 | 5 |
| 4. | Alabama | 43-10 | 4 |
| 5. | Florida State (2) | 42-5 | 6 |
| 6. | Auburn | 45-7 | 3 |
| 7. | Oklahoma | 41-7 | 8 |
| 8. | James Madison | 41-4 | 7 |
| 9. | Tennessee | 37-12 | 12 |
| 10. | Louisiana-Lafayette | 37-7 | 9 |
| 11. | Washington | 32-11 | 10 |
| 12. | Kentucky | 40-11 | 11 |
| 13. | UCLA | 33-13-1 | 13 |
| 14. | LSU | 40-13 | 14 |
| 14. | Missouri | 37-12 | 16 |
| 16. | Georgia | 39-14 | 15 |
| 17. | Baylor | 43-12 | 20 |
| 18. | Fresno State | 37-9-1 | 21 |
| 19. | Minnesota | 35-12 | 23 |
| 20. | Arizona | 32-17 | 17 |
| 21. | Notre Dame | 36-8 | 18 |
| 22. | USF | 43-13 | 18 |
| 23. | Texas A&M | 35-16 | 22 |
| 24. | Florida Atlantic | 44-7 | 24 |
| 25. | Utah | 31-15 | RV |

Others Receiving Votes: Ohio State, Texas, UCF, Nebraska, USC Upstate, Louisville, Cal State Fullerton

2016 C-USA SOFTBALL PRESEASON TEAM

| Player | School | Pos. | Class | Hometown |
|----------------------|------------------|-------|-------|----------------------|
| Kylee Hanson | Florida Atlantic | P | Jr. | Jupiter, Fla. |
| Jordan Dixon | Marshall | P | Jr. | Edmond, Okla. |
| Lexi Betancourt | Charlotte | P | Sr. | Garner, N.C. |
| Krysta Tutsch | Louisiana Tech | C | Sr. | Davenport, Iowa |
| Morgan Harris | Middle Tennessee | C | So. | Cookeville, Tenn. |
| Caitlin Attfield | UAB | IF | Sr. | Niagara Falls, N.Y. |
| Stephanie Teixeira | FIU | IF | Jr. | Miami, Fla. |
| Sara Beth Williamson | UAB | IF | Sr. | Gardendale, Ala. |
| Emily Lochten | Florida Atlantic | IF | So. | Lake Worth, Fla. |
| Elicia D'Orazio | Marshall | IF | So. | Clermont, Fla. |
| Morgan Zerkle | Marshall | OF | Jr. | Milton, W. Va. |
| Kendall Burton | UTSA | OF | So. | Missouri City, Texas |
| Kaelynn Greene | Marshall | OF | Sr. | Eastvale, Calif. |
| Christina Martinez | Florida Atlantic | OF | Sr. | Miami, Fla. |
| Kawehiokalani Netane | UTEP | DP/UT | Sr. | Orlando, Fla. |

2016 PRESEASON PLAYER OF THE YEAR

Caitlin Attfield, UAB, Sr.

2016 PRESEASON PITCHER OF THE YEAR

Kylee Hanson, Florida Atlantic, Jr.

MEAN GREEN CATEGORY LEADERS

BATTING AVERAGE

| | |
|-----------------------|-----|
| Kelli Schkade..... | 389 |
| Danielle Gregory..... | 324 |
| Karly Williams..... | 311 |

AT-BATS

| | |
|---------------------|-----|
| Kelli Schkade..... | 167 |
| Karly Williams..... | 164 |
| Harley Perella..... | 155 |

RUNS

| | |
|-----------------------|----|
| Kelli Schkade..... | 50 |
| Danielle Gregory..... | 27 |
| Bailey Thompson..... | 21 |

HITS

| | |
|-----------------------|----|
| Kelli Schkade..... | 65 |
| Karly Williams..... | 51 |
| Danielle Gregory..... | 46 |

DOUBLES

| | |
|---------------------|----|
| Kelli Schkade..... | 15 |
| Karly Williams..... | 11 |
| Harley Perella..... | 10 |

HOME RUNS

| | |
|---------------------|----|
| Kelli Schkade..... | 13 |
| Rhylie Makawe..... | 6 |
| Karly Williams..... | 5 |
| Bryana Wade..... | 5 |

RBI

| | |
|---------------------|----|
| Kelli Schkade..... | 41 |
| Karly Williams..... | 29 |
| Harley Perella..... | 26 |

TOTAL BASES

| | |
|-----------------------|-----|
| Kelli Schkade..... | 121 |
| Karly Williams..... | 77 |
| Danielle Gregory..... | 69 |

ON BASE PERCENTAGE

| | |
|-----------------------|-----|
| Kelli Schkade..... | 469 |
| Rhylie Makawe..... | 396 |
| Danielle Gregory..... | 384 |

SLUGGING PERCENTAGE

| | |
|-----------------------|-----|
| Kelli Schkade..... | 725 |
| Danielle Gregory..... | 486 |
| Rhylie Makawe..... | 471 |

WINS

| | |
|--------------------|----|
| Jessica Elder..... | 13 |
|--------------------|----|

EARNED RUN AVERAGE

| | |
|-----------------------|------|
| Jessica Elder..... | 3.86 |
| Stacey Underwood..... | 4.60 |

INNINGS PITCHED

| | |
|-----------------------|-------|
| Jessica Elder..... | 156.0 |
| Stacey Underwood..... | 123.1 |

STRIKEOUTS

| | |
|-----------------------|----|
| Stacey Underwood..... | 61 |
| Jessica Elder..... | 58 |

OPPOSING BATTING AVERAGE

| | |
|-----------------------|-----|
| Jessica Elder..... | 295 |
| Stacey Underwood..... | 308 |

■ **Playing Them Close**

Through 52 games, North Texas has played six extra-inning games and 14 one-run games, posting a 3-3 record in extra-inning games and a 7-7 record in one-run games. The most recent such game was a 5-4 loss at UTEP. North Texas has won four games in walk-off fashion and has also lost three games in walk-off fashion. Freshman first baseman Rhylie Makawe drove in the game-winning run to defeat Southern Utah 6-5, junior outfielder Danielle Gregory scored the game-winning run to defeat Liberty 1-0 and drove in the game-winning run to defeat nationally-ranked Baylor 7-6, and freshman third baseman Harley Perella drove in the game-winning run to defeat UT Arlington 1-0.

■ **Playing The Field**

The nation's fifth-best fielding team in 2015, North Texas has turned in a repeat performance in 2016 fielding at a .973 clip in 2016, the third-best mark in Conference USA and the 13th-best nationally, recording 1,019 putouts, 357 assists and just 38 errors in 1,414 fielding chances. Senior catcher Bryana Wade has also thrown out 17 of 38 runners who have attempted to steal a base this season.

■ **Schkade's Streak**

Kelli Schkade recorded a hit in each of the first 19 games, setting the school record for the longest hitting streak. Her solo home run in the fourth inning against Sam Houston State on Feb. 28 broke the record. During the 19-game stretch, she led the team in batting average (.431), home runs (8), RBI (23), as well as slugging percentage (.881) and total bases (59). She saw her hit streak come to an end, going 0-for-3 in the series opener against UTSA on March 12

■ **Honors Roll In For Schkade**

After a week of games at Stephen F. Austin and WKU that saw her lead North Texas in several offensive categories, including batting average (.571), on-base percentage (.667) and slugging percentage (.929), junior shortstop Kelli Schkade was recognized by the league office as the Conference USA Co-Player of the Week on March 28. It's the second Conference USA weekly honor for the Mean Green this season and the second of her career, earning the honor after the first week of play on February 15.

■ **Topping The Defending Champs**

Hitting, and specifically timely and significant hitting, proved to be the difference in the series at defending regular season and tournament champion Western Kentucky. After being limited to just five hits, tied for its third-lowest output of the season in the first game, a 6-3 loss in eight innings, North Texas bounced back with 15 hits in a 9-4 win in game two and 10 hits in a 9-6 win in the rubber game. In the first game, North Texas was 3-for-19 with runners on base, including 1-for-10 with runners in scoring position, and 1-for-10 with two outs. In the second and third games, North Texas was a combined 14-for-32 with runners on base, including 10-for-24 with runners in scoring position, and 7-for-17 with two outs.

■ **History Repeating**

With the weekend sweep of then-No. 21 Baylor, North Texas picked up its 10th and 11th win over nationally-ranked teams in school history, improving to 11-90 all-time against top-25 teams. North Texas has defeated multiple ranked teams in the same season for the third time in school history and the first time since 2011, when the Mean Green defeated three ranked teams. In addition, seven of the 11 wins over nationally-ranked teams have come against Baylor, including three in the last two seasons.

■ **Coming Through In the Clutch**

Timely hitting lifted North Texas to both of its wins over No. 21 Baylor. In the first game, North Texas scored four of their seven runs with two outs, including the game-tying runs in the sixth inning and what proved to be the game-winning runs in the ninth inning. In the second game, North Texas scored six of their seven runs with two outs in the inning, including the game-tying runs in the seventh inning and the game-winning run in the eighth inning.

■ **By The Rankings**

North Texas played four ranked teams during the 2016 season, winning twice at No. 21 Baylor, losing once at No. 13 Arizona, losing once at No. 19 Baylor, and losing once at No. 9 Oklahoma, moving to 11-92 all-time against top-25 opponents.

■ **Power-Five Competition**

North Texas faced eight power-five conference opponents during the 2016 season, going 2-1 against Baylor, 1-1 against Georgia Tech, 0-2 against Kansas, and dropping one game each to No. 15 Arizona, Purdue, No. 9 Oklahoma, Texas Tech and Texas.

■ **Tracking The RPI**

North Texas checks in at No. 155 in this week's RPI rankings, the ninth-highest ranking among C-USA teams. North Texas enters the week with a 7-16 record against RPI top 100 teams, including a 2-3 record against RPI top 25 teams, which includes two wins over No. 14 Baylor and a win each over No. 73 UT Arlington, No. 89 Northwestern State, No. 93 Marshall and two wins over No. 99 Nicholls State.

**2016 North Texas Softball
Overall Statistics for North Texas (as of May 05, 2016)
(All games Sorted by Batting avg)**

Record: 20-32 Home: 9-12 Away: 6-16 Neutral: 5-4 C-USA: 3-18

| Player | avg | gp-gs | ab | r | h | 2b | 3b | hr | rbi | tb | slg% | bb | hp | so | gdp | ob% | sf | sh | sb-att | po | a | e | fld% |
|----------------------|------|-------|------|-----|-----|----|----|----|-----|-----|------|-----|----|-----|-----|------|----|----|--------|------|-----|----|-------|
| 9 SCHKADE, Kelli | .389 | 52-52 | 167 | 50 | 65 | 15 | 1 | 13 | 41 | 121 | .725 | 23 | 3 | 14 | 0 | .469 | 1 | 3 | 15-18 | 95 | 92 | 7 | .964 |
| 18 GREGORY, Danielle | .324 | 48-47 | 142 | 27 | 46 | 8 | 3 | 3 | 17 | 69 | .486 | 11 | 4 | 24 | 0 | .384 | 2 | 5 | 9-13 | 94 | 4 | 4 | .961 |
| 11 WILLIAMS, Karly | .311 | 52-52 | 164 | 19 | 51 | 11 | 0 | 5 | 29 | 77 | .470 | 8 | 3 | 14 | 1 | .352 | 1 | 12 | 10-11 | 117 | 79 | 3 | .985 |
| 3 PERELLA, Harley | .290 | 51-50 | 155 | 19 | 45 | 10 | 0 | 4 | 26 | 67 | .432 | 4 | 6 | 33 | 0 | .331 | 1 | 2 | 6-8 | 38 | 66 | 6 | .945 |
| 21 MAKAWE, Rhyllie | .287 | 51-51 | 136 | 17 | 39 | 7 | 0 | 6 | 25 | 64 | .471 | 19 | 7 | 28 | 1 | .396 | 2 | 7 | 4-5 | 302 | 17 | 7 | .979 |
| 5 HAYTER, Kay Kay | .271 | 30-14 | 48 | 6 | 13 | 1 | 0 | 0 | 2 | 14 | .292 | 0 | 2 | 11 | 0 | .300 | 0 | 2 | 2-4 | 4 | 13 | 2 | .895 |
| 12 DAWSON, Makenzi | .253 | 50-48 | 146 | 18 | 37 | 1 | 1 | 0 | 9 | 40 | .274 | 13 | 5 | 29 | 0 | .335 | 0 | 7 | 17-19 | 76 | 3 | 2 | .975 |
| 4 THOMPSON, Bailey | .250 | 51-50 | 116 | 21 | 29 | 1 | 0 | 0 | 5 | 30 | .259 | 10 | 2 | 21 | 0 | .318 | 1 | 4 | 9-11 | 90 | 2 | 1 | .989 |
| 14 GERECKE, Hannah | .238 | 34-15 | 42 | 6 | 10 | 3 | 0 | 0 | 1 | 13 | .310 | 7 | 0 | 9 | 0 | .347 | 0 | 4 | 3-4 | 26 | 3 | 2 | .935 |
| 23 WADE, Bryana | .223 | 48-47 | 112 | 13 | 25 | 3 | 0 | 5 | 18 | 43 | .384 | 19 | 1 | 32 | 0 | .341 | 0 | 9 | 1-1 | 143 | 25 | 3 | .982 |
| 8 WEBB, Casady | .162 | 34-22 | 68 | 8 | 11 | 0 | 0 | 0 | 7 | 11 | .162 | 9 | 0 | 19 | 0 | .253 | 2 | 1 | 1-1 | 23 | 10 | 1 | .971 |
| 22 MILLER, Lauren | .148 | 34-20 | 61 | 4 | 9 | 1 | 0 | 2 | 4 | 16 | .262 | 5 | 1 | 16 | 1 | .221 | 1 | 2 | 1-1 | 1 | 0 | 0 | 1.000 |
| Totals | .280 | 52 | 1357 | 208 | 380 | 61 | 5 | 38 | 184 | 565 | .416 | 128 | 34 | 250 | 3 | .354 | 11 | 58 | 78-96 | 1019 | 357 | 38 | .973 |
| Opponents | .310 | 52 | 1381 | 243 | 428 | 77 | 5 | 50 | 230 | 665 | .482 | 92 | 37 | 135 | 5 | .365 | 18 | 30 | 26-45 | 1043 | 432 | 60 | .961 |

LOB - Team (341), Opp (300). DPs turned - Team (12), Opp (17). IBB - Team (5), Schkade, K. 5, Opp (10). Picked off - Schkade, K. 1.

(All games Sorted by Earned run avg)

| Player | era | w-l | app | gs | cg | sho | sv | ip | h | r | er | bb | so | 2b | 3b | hr | b/avg | wp | hp | bk | sfa | sha |
|----------------------|------|-------|-----|----|----|-----|----|-------|-----|-----|-----|-----|-----|----|----|----|-------|----|----|----|-----|-----|
| 17 ELDER, Jessica | 3.86 | 13-11 | 37 | 23 | 10 | 1/1 | 0 | 156.0 | 183 | 101 | 86 | 37 | 58 | 36 | 3 | 24 | .295 | 1 | 18 | 0 | 10 | 12 |
| 15 UNDERWOOD, Stacey | 4.60 | 6-15 | 34 | 25 | 6 | 0/1 | 0 | 123.1 | 151 | 93 | 81 | 39 | 61 | 24 | 0 | 12 | .308 | 9 | 16 | 2 | 6 | 15 |
| 10 CRAINE, Lauren | 5.10 | 1-6 | 27 | 4 | 0 | 0/0 | 1 | 60.1 | 94 | 49 | 44 | 16 | 16 | 17 | 2 | 14 | .348 | 2 | 3 | 0 | 2 | 3 |
| Totals | 4.35 | 20-32 | 52 | 52 | 16 | 2/1 | 1 | 339.2 | 428 | 243 | 211 | 92 | 135 | 77 | 5 | 50 | .310 | 12 | 37 | 2 | 18 | 30 |
| Opponents | 3.54 | 32-20 | 52 | 52 | 26 | 7/3 | 5 | 347.2 | 380 | 208 | 176 | 128 | 250 | 61 | 5 | 38 | .280 | 17 | 34 | 1 | 11 | 58 |

PB - Team (4), Wade 4, Opp (2). Pickoffs - Team (1), Wade 1, Opp (1). SBA/ATT - Wade (21-38), Underwood, S (11-21), Elder (7-13), Craine (8-11), Webb (4-6).

**2016 North Texas Softball
Games Summary for North Texas (as of May 05, 2016)
(All games)**

| Score by innings | 1 | 2 | 3 | 4 | 5 | 6 | 7 | 8 | 9 | Total |
|------------------|----|----|----|----|----|----|----|---|---|-------|
| North Texas | 19 | 28 | 47 | 37 | 30 | 12 | 29 | 3 | 3 | 208 |
| Opponents | 34 | 31 | 42 | 32 | 52 | 34 | 11 | 6 | 1 | 243 |

| Record when ... | Record | Record |
|----------------------|--------|----------------------|
| Overall | 20-32 | After 4 leading |
| Conference | 3-18 | trailing |
| Non-Conference | 17-14 | tied |
| Home games | 9-12 | After 5 leading |
| Away games | 6-16 | trailing |
| Neutral site | 5-4 | tied |
| Day games | 17-28 | After 6 leading |
| Night games | 3-4 | trailing |
| vs Left starter | 2-3 | tied |
| vs Right starter | 18-29 | Hit 0 home runs |
| 1-Run games | 7-7 | ... 1 home run |
| 2-Run games | 2-5 | ... 2+ home runs |
| 5+Run games | 7-8 | Opponent 0 home run |
| Extra innings | 3-3 | 1 home run |
| Shutouts | 2-7 | 2+ HRs |
| Scoring 0-2 runs | 3-19 | Made 0 errors |
| 3-5 runs | 4-12 | 1 error |
| 6-9 runs | 8-1 | 2+ errors |
| 10+ runs | 5-0 | Opponent 0-2 runs |
| Opponent 0-2 runs | 11-3 | 3-5 runs |
| 3-5 runs | 7-13 | 6-9 runs |
| 6-9 runs | 2-13 | 10+ runs |
| 10+ runs | 0-3 | Scored in 1st inning |
| Scored in 1st inning | 6-7 | Opp. scored in 1st |
| Opp. scored in 1st | 5-13 | Scores first |
| Scores first | 16-9 | Opp. scores first |
| Opp. scores first | 4-23 | Out-hit opponent |
| Out-hit opponent | 17-3 | Out-hit by opponent |
| Out-hit by opponent | 2-26 | Hits are tied |
| Hits are tied | 1-3 | |

2016 North Texas Softball
Season Game Highs for North Texas (as of May 05, 2016)
(All games)

TEAMGAMEHIGHS

Batting

| | | | |
|------------------|----|---|---|
| At bats: | 35 | - | vs Northwestern State (Feb 19, 2016 at Waco, Texas) |
| Runs scored: | 15 | - | vs Houston Baptist (Mar 06, 2016) |
| Hits: | 16 | - | vs Houston Baptist (Mar 06, 2016) |
| RBI's: | 15 | - | vs Houston Baptist (Mar 06, 2016) |
| Doubles: | 6 | - | vs Houston Baptist (Mar 06, 2016) |
| Triples: | 2 | - | at Southern Miss (Apr 16, 2016) |
| Home runs: | 4 | - | vs Houston Baptist (Mar 06, 2016) |
| Total bases: | 34 | - | vs Houston Baptist (Mar 06, 2016) |
| Walks: | 8 | - | at Baylor (Feb 20, 2016) |
| Strikeouts: | 11 | - | vs Purdue (Feb 14, 2016 at Tucson, Ariz.) |
| Sac hits: | 4 | - | vs Creighton (Feb 28, 2016) |
| | 4 | - | at WKU (Mar 26, 2016) |
| Sac flies: | 2 | - | vs UC Santa Barbara (Feb 13, 2016 at Tucson, Ariz.) |
| Stolen bases: | 4 | - | (7 times) |
| Hit by pitch: | 4 | - | vs Georgia Tech (Apr 09, 2016 at Lawrence, Kan.) |
| Caught stealing: | 2 | - | vs UT Martin (Mar 04, 2016) |
| | 2 | - | vs Texas Tech (Apr 27, 2016) |
| Runners LOB: | 13 | - | vs Georgia Tech (Apr 09, 2016 at Lawrence, Kan.) |
| Hit into DP: | 2 | - | vs Creighton (Feb 27, 2016) |
| | 2 | - | at UTSA (Mar 12, 2016) |

Fielding

| | | | |
|---------------|----|---|----------------------------------|
| Putouts: | 27 | - | at Baylor (Feb 20, 2016) |
| Assists: | 15 | - | at Baylor (Feb 20, 2016) |
| Errors: | 4 | - | vs Louisiana Tech (Apr 23, 2016) |
| Passed balls: | 2 | - | at Texas (May 04, 2016) |
| DPs turned: | 1 | - | (12 times) |

Pitching

| | | | |
|------------------|-----|---|---|
| Innings pitched: | 9.0 | - | at Baylor (Feb 20, 2016) |
| Runs allowed: | 12 | - | vs FIU (Apr 03, 2016) |
| | 12 | - | at Kansas (Apr 09, 2016) |
| | 12 | - | vs Louisiana Tech (Apr 23, 2016) |
| Earned runs: | 12 | - | vs FIU (Apr 03, 2016) |
| Walks allowed: | 5 | - | at Arizona (Feb 12, 2016) |
| Strikeouts: | 8 | - | vs Nebraska-Omaha (Feb 12, 2016 at Tucson, Ariz.) |
| | 8 | - | vs UC Santa Barbara (Feb 13, 2016 at Tucson, Ariz.) |
| Hits allowed: | 17 | - | vs Marshall (Mar 20, 2016) |
| Doubles allowed: | 5 | - | vs UT Arlington (Apr 06, 2016) |
| Triples allowed: | 1 | - | (5 times) |
| Homers allowed: | 4 | - | vs FIU (Apr 03, 2016) |
| | 4 | - | vs Texas Tech (Apr 27, 2016) |
| Wild pitches: | 2 | - | vs UC Santa Barbara (Feb 13, 2016 at Tucson, Ariz.) |
| | 2 | - | vs Georgia Tech (Apr 09, 2016 at Lawrence, Kan.) |
| Hit batters: | 3 | - | at Kansas (Apr 08, 2016) |
| | 3 | - | at Kansas (Apr 09, 2016) |

2016 North Texas Softball
Season Game Highs for North Texas (as of May 05, 2016)
(All games)

INDIVIDUALGAMEHIGHS

Batting

| | | | |
|------------------|---|---|--|
| At bats: | 5 | - | (11 times) |
| Runs scored: | 3 | - | (9 times) |
| Hits: | 4 | - | WILLIAMS, Karly at UTSA (Mar 12, 2016) |
| | 4 | - | SCHKADE, Kelli at WKU (Mar 25, 2016) |
| | 4 | - | PERELLA, Harley vs Georgia Tech (Apr 10, 2016 at Lawrence, Kan.) |
| RBI's: | 4 | - | SCHKADE, Kelli vs Nebraska-Omaha (Feb 12, 2016 at Tucson, Ariz.) |
| | 4 | - | SCHKADE, Kelli vs Northwestern State (Feb 19, 2016 at Waco, Texas) |
| | 4 | - | WILLIAMS, Karly vs Houston Baptist (Mar 06, 2016) |
| Doubles: | 2 | - | (6 times) |
| Triples: | 1 | - | (5 times) |
| Home runs: | 2 | - | SCHKADE, Kelli vs Nebraska-Omaha (Feb 12, 2016 at Tucson, Ariz.) |
| | 2 | - | WILLIAMS, Karly vs Houston Baptist (Mar 06, 2016) |
| Total bases: | 8 | - | SCHKADE, Kelli vs Nebraska-Omaha (Feb 12, 2016 at Tucson, Ariz.) |
| | 8 | - | WILLIAMS, Karly vs Houston Baptist (Mar 06, 2016) |
| | 8 | - | WILLIAMS, Karly at UTSA (Mar 12, 2016) |
| Walks: | 3 | - | SCHKADE, Kelli vs FIU (Apr 02, 2016) |
| | 3 | - | MAKAWE, Rhyllie vs Texas Tech (Apr 27, 2016) |
| Strikeouts: | 3 | - | (5 times) |
| Sac hits: | 2 | - | (4 times) |
| Sac flies: | 1 | - | (11 times) |
| Stolen bases: | 2 | - | (4 times) |
| Hit by pitch: | 2 | - | PERELLA, Harley at WKU (Mar 25, 2016) |
| Caught stealing: | 1 | - | (18 times) |
| Runners LOB: | 7 | - | MILLER, Lauren vs Texas Tech (Apr 27, 2016) |

Fielding

| | | | |
|---------------|----|---|--|
| Putouts: | 12 | - | MAKAWE, Rhyllie at Baylor (Feb 20, 2016) |
| | 12 | - | MAKAWE, Rhyllie vs Nicholls State (Mar 05, 2016) |
| Assists: | 6 | - | WILLIAMS, Karly at WKU (Mar 25, 2016) |
| Errors: | 2 | - | (4 times) |
| Passed balls: | 2 | - | WADE, Bryana at Texas (May 04, 2016) |

Pitching

| | | | |
|------------------|-----|---|---|
| Innings pitched: | 8.0 | - | ELDER, Jessica vs Creighton (Feb 28, 2016) |
| | 8.0 | - | ELDER, Jessica vs UT Arlington (Apr 06, 2016) |
| Runs allowed: | 12 | - | ELDER, Jessica at Kansas (Apr 09, 2016) |
| Earned runs: | 11 | - | ELDER, Jessica at Kansas (Apr 09, 2016) |
| Walks allowed: | 3 | - | (6 times) |
| Strikeouts: | 8 | - | UNDERWOOD, Stacey vs Nebraska-Omaha (Feb 12, 2016 at Tucson, Ariz.) |
| Hits allowed: | 11 | - | UNDERWOOD, Stacey at UTSA (Mar 12, 2016) |
| Doubles allowed: | 5 | - | ELDER, Jessica vs UT Arlington (Apr 06, 2016) |
| Triples allowed: | 1 | - | (5 times) |
| Homers allowed: | 3 | - | ELDER, Jessica at UTSA (Mar 12, 2016) |
| | 3 | - | ELDER, Jessica at UTEP (Apr 30, 2016) |
| Wild pitches: | 1 | - | (12 times) |
| Hit batters: | 3 | - | UNDERWOOD, Stacey at Kansas (Apr 08, 2016) |
| | 3 | - | ELDER, Jessica at Kansas (Apr 09, 2016) |

2016 North Texas Softball
Miscellaneous Stats for North Texas (as of May 05, 2016)
(All games)

| Multiple Hit Games | 2 | 3 | 4 | 5+ | Total |
|---------------------|----|----|---|----|-------|
| 9 SCHKADE, Kelli | 14 | 3 | 1 | - | 18 |
| 18 GREGORY, Daniell | 13 | 3 | - | - | 16 |
| 21 MAKAWE, Rhyllie | 13 | - | - | - | 13 |
| 3 PERELLA, Harley | 10 | 1 | 1 | - | 12 |
| 11 WILLIAMS, Karly | 9 | 2 | 1 | - | 12 |
| 12 DAWSON, Makenzi | 11 | - | - | - | 11 |
| 4 THOMPSON, Bailey | 6 | 2 | - | - | 8 |
| 23 WADE, Bryana | 4 | - | - | - | 4 |
| 8 WEBB, Casady | 3 | - | - | - | 3 |
| 14 GERECKE, Hanna | 1 | 1 | - | - | 2 |
| 5 HAYTER, KayKay | 2 | - | - | - | 2 |
| 22 MILLER, Lauren | 1 | - | - | - | 1 |
| TEAM | 87 | 12 | 3 | 0 | 102 |

| Multiple RBI Games | 2 | 3 | 4 | 5+ | Total |
|---------------------|----|----|---|----|-------|
| 9 SCHKADE, Kelli | 6 | 4 | 2 | - | 12 |
| 11 WILLIAMS, Karly | 4 | 2 | 1 | - | 7 |
| 23 WADE, Bryana | 5 | 1 | - | - | 6 |
| 21 MAKAWE, Rhyllie | 5 | 1 | - | - | 6 |
| 3 PERELLA, Harley | 2 | 3 | - | - | 5 |
| 18 GREGORY, Daniell | 4 | - | - | - | 4 |
| 12 DAWSON, Makenzi | 1 | - | - | - | 1 |
| TEAM | 27 | 11 | 3 | 0 | 41 |

| Hitting Streaks | Longest | Current |
|---------------------|---------|---------|
| 9 SCHKADE, Kelli | 19 | 4 |
| 3 PERELLA, Harley | 11 | - |
| 18 GREGORY, Daniell | 7 | - |
| 12 DAWSON, Makenzi | 6 | - |
| 4 THOMPSON, Bailey | 5 | - |
| 11 WILLIAMS, Karly | 5 | 4 |
| 23 WADE, Bryana | 5 | - |
| 21 MAKAWE, Rhyllie | 5 | 4 |
| 14 GERECKE, Hanna | 4 | 4 |
| 5 HAYTER, KayKay | 3 | 1 |
| 8 WEBB, Casady | 3 | - |
| 22 MILLER, Lauren | 1 | - |

| Reached Base Streaks | Longest | Current |
|----------------------|---------|---------|
| 9 SCHKADE, Kelli | 19 | 7 |
| 3 PERELLA, Harley | 12 | - |
| 18 GREGORY, Daniell | 9 | - |
| 11 WILLIAMS, Karly | 8 | 4 |
| 12 DAWSON, Makenzi | 8 | - |
| 21 MAKAWE, Rhyllie | 7 | 4 |
| 8 WEBB, Casady | 6 | - |
| 23 WADE, Bryana | 5 | - |
| 4 THOMPSON, Bailey | 5 | 1 |
| 22 MILLER, Lauren | 4 | - |
| 14 GERECKE, Hanna | 4 | 4 |
| 5 HAYTER, KayKay | 3 | 1 |

**2016 North Texas Softball
Game Results for North Texas (as of May 05, 2016)
(All games)**

| Date | Opponent | Score | Inns | Overall | C-USA | Pitcher of record | Attend | Time |
|---------------|-----------------------|--------|------|---------|--------|-----------------------|--------|------|
| !Feb 12, 2016 | at #13 Arizona-2 | L 1-9 | 6 | 0-1-0 | 0-0-0 | Elder (L 0-1) | 1889 | 1:40 |
| Feb 12, 2016 | vs Nebraska-Omaha | W 11-3 | 5 | 1-1-0 | 0-0-0 | Underwood, S (W 1-0) | 74 | 1:40 |
| Feb 13, 2016 | vs UC Santa Barbara | L 3-6 | 7 | 1-2-0 | 0-0-0 | Underwood, S (L 1-1) | 105 | 2:15 |
| Feb 13, 2016 | vs Southern Utah | W 6-5 | 7 | 2-2-0 | 0-0-0 | Elder (W 1-1) | 211 | 1:50 |
| Feb 14, 2016 | vs Purdue | L 1-6 | 7 | 2-3-0 | 0-0-0 | Underwood, S (L 1-2) | 218 | 1:45 |
| Feb 19, 2016 | vs Northwestern State | W 9-5 | 7 | 3-3-0 | 0-0-0 | Elder (W 2-1) | 756 | 2:14 |
| #Feb 19, 2016 | vs Liberty | L 0-1 | 7 | 3-4-0 | 0-0-0 | Underwood, S (L 1-3) | 812 | 1:55 |
| Feb 20, 2016 | at #21 Baylor | W 7-5 | (9) | 4-4-0 | 0-0-0 | Underwood, S (W 2-3) | 1114 | 2:28 |
| Feb 20, 2016 | vs Liberty | W 1-0 | 7 | 5-4-0 | 0-0-0 | Elder (W 3-1) | 1174 | 1:30 |
| Feb 21, 2016 | at #21 Baylor | W 7-6 | (8) | 6-4-0 | 0-0-0 | Craine (W 1-0) | 1122 | 2:22 |
| Feb 27, 2016 | SAM HOUSTON STATE | W 5-2 | 7 | 7-4-0 | 0-0-0 | Elder (W 4-1) | 240 | 1:36 |
| Feb 27, 2016 | CREIGHTON | W 11-1 | 5 | 8-4-0 | 0-0-0 | Underwood, S (W 3-3) | 308 | 1:46 |
| Feb 28, 2016 | CREIGHTON | L 4-5 | (8) | 8-5-0 | 0-0-0 | Elder (L 4-2) | 288 | 2:01 |
| Feb 28, 2016 | SAM HOUSTON STATE | L 4-5 | 7 | 8-6-0 | 0-0-0 | Craine (L 1-1) | 180 | 2:01 |
| Mar 04, 2016 | UT MARTIN | W 8-4 | 7 | 9-6-0 | 0-0-0 | Elder (W 5-2) | 152 | 2:05 |
| Mar 05, 2016 | NICHOLLS STATE | W 2-1 | 7 | 10-6-0 | 0-0-0 | Underwood, S (W 4-3) | 215 | 1:45 |
| Mar 05, 2016 | UT MARTIN | W 5-3 | 7 | 11-6-0 | 0-0-0 | Elder (W 6-2) | 239 | 2:13 |
| Mar 06, 2016 | NICHOLLS STATE | W 3-2 | 7 | 12-6-0 | 0-0-0 | Elder (W 7-2) | 184 | 1:36 |
| Mar 06, 2016 | HOUSTON BAPTIST | W 15-1 | 5 | 13-6-0 | 0-0-0 | Underwood, S (W 5-3) | 192 | 1:30 |
| *Mar 12, 2016 | at UTSA-1 | L 2-3 | (8) | 13-7-0 | 0-1-0 | Elder (L 7-3) | - | 1:55 |
| *Mar 12, 2016 | at UTSA-2 | L 6-8 | 7 | 13-8-0 | 0-2-0 | Underwood, S (L 5-4) | 179 | 2:00 |
| *Mar 13, 2016 | at UTSA | L 1-5 | 7 | 13-9-0 | 0-3-0 | Elder (L 7-4) | 229 | 2:03 |
| Mar 15, 2016 | at Incarnate Word | W 10-2 | 5 | 14-9-0 | 0-3-0 | Underwood, S (W 6-4) | 180 | 1:40 |
| *Mar 19, 2016 | MARSHALL-1 | L 1-4 | 7 | 14-10-0 | 0-4-0 | Underwood, S (L 6-5) | 131 | 1:58 |
| *Mar 19, 2016 | MARSHALL-2 | W 7-1 | 7 | 15-10-0 | 1-4-0 | Elder (W 8-4) | 150 | 2:22 |
| *Mar 20, 2016 | MARSHALL | L 5-9 | 7 | 15-11-0 | 1-5-0 | Craine (L 1-2) | 107 | 2:27 |
| Mar 22, 2016 | at Stephen F. Austin | W 3-2 | 7 | 16-11-0 | 1-5-0 | Elder (W 9-4) | 148 | 1:29 |
| *Mar 25, 2016 | at WKU-1 | L 3-6 | (8) | 16-12-0 | 1-6-0 | Craine (L 1-3) | 115 | 2:27 |
| *Mar 25, 2016 | at WKU-2 | W 9-4 | 7 | 17-12-0 | 2-6-0 | Elder (W 10-4) | 130 | 1:59 |
| *Mar 26, 2016 | at WKU | W 9-6 | 7 | 18-12-0 | 3-6-0 | Elder (W 11-4) | 172 | 2:01 |
| Mar 30, 2016 | at #19 Baylor | L 0-2 | 7 | 18-13-0 | 3-6-0 | Elder (L 11-5) | 833 | 1:33 |
| *Apr 02, 2016 | FIU-1 | L 1-3 | 7 | 18-14-0 | 3-7-0 | Underwood, S (L 6-6) | 263 | 2:06 |
| *Apr 02, 2016 | FIU-2 | L 0-6 | 7 | 18-15-0 | 3-8-0 | Elder (L 11-6) | 201 | 1:54 |
| *Apr 03, 2016 | FIU | L 3-12 | 6 | 18-16-0 | 3-9-0 | Underwood, S (L 6-7) | 140 | 2:06 |
| Apr 06, 2016 | UT ARLINGTON | W 1-0 | (8) | 19-16-0 | 3-9-0 | Elder (W 12-6) | 182 | 2:10 |
| Apr 08, 2016 | at Kansas | L 0-1 | 7 | 19-17-0 | 3-9-0 | Underwood, S (L 6-8) | 547 | 1:53 |
| Apr 09, 2016 | vs Georgia Tech | L 4-8 | 7 | 19-18-0 | 3-9-0 | Underwood, S (L 6-9) | 0 | 2:24 |
| Apr 09, 2016 | at Kansas | L 2-12 | 5 | 19-19-0 | 3-9-0 | Elder (L 12-7) | 0 | 1:48 |
| Apr 10, 2016 | vs Georgia Tech | W 10-2 | 5 | 20-19-0 | 3-9-0 | Elder (W 13-7) | 0 | 1:32 |
| Apr 13, 2016 | at #12 Oklahoma | L 1-6 | 7 | 20-20-0 | 3-9-0 | Underwood, S (L 6-10) | 957 | 7:51 |
| *Apr 16, 2016 | at Southern Miss-1 | L 0-4 | 7 | 20-21-0 | 3-10-0 | Elder (L 13-8) | - | 1:44 |
| *Apr 16, 2016 | at Southern Miss-2 | L 0-3 | 7 | 20-22-0 | 3-11-0 | Underwood, S (L 6-11) | 554 | 1:31 |
| *Apr 17, 2016 | at Southern Miss | L 2-3 | 7 | 20-23-0 | 3-12-0 | Craine (L 1-4) | 560 | 1:56 |
| *Apr 23, 2016 | LOUISIANA TECH-1 | L 0-12 | 5 | 20-24-0 | 3-13-0 | Underwood, S (L 6-12) | 205 | 1:44 |
| *Apr 23, 2016 | LOUISIANA TECH-2 | L 2-5 | 7 | 20-25-0 | 3-14-0 | Elder (L 13-9) | 215 | 1:38 |
| *Apr 24, 2016 | LOUISIANA TECH | L 3-9 | 7 | 20-26-0 | 3-15-0 | Underwood, S (L 6-13) | 220 | 2:06 |
| Apr 27, 2016 | TEXAS TECH-1 | L 5-8 | 7 | 20-27-0 | 3-15-0 | Underwood, S (L 6-14) | 158 | 2:10 |
| Apr 27, 2016 | TEXAS TECH-2 | L 2-4 | 7 | 20-28-0 | 3-15-0 | Elder (L 13-10) | 166 | 1:40 |
| *Apr 30, 2016 | at UTEP-1 | L 4-8 | 7 | 20-29-0 | 3-16-0 | Elder (L 13-11) | - | 1:52 |
| *Apr 30, 2016 | at UTEP-2 | L 4-5 | 7 | 20-30-0 | 3-17-0 | Underwood, S (L 6-15) | 420 | 1:50 |
| *May 01, 2016 | at UTEP | L 3-6 | 7 | 20-31-0 | 3-18-0 | Craine (L 1-5) | 607 | 2:04 |
| May 04, 2016 | at Texas | L 2-4 | 7 | 20-32-0 | 3-18-0 | Craine (L 1-6) | 557 | 2:01 |

() extra inning game

GAME-BY-GAME STARTERS BY POSITION

| Opponent | C | 1B | 2B | 3B | SS | LF | CF | RF | DP | P |
|--------------------------------|------|--------|----------|----------|----------|----------|----------|----------|---------|-----------|
| Feb. 12 at #13 Arizona | Wade | Makawe | Williams | Perella | Schkade | Gregory | Thompson | Dawson | Webb | Elder |
| Feb. 12 vs. Nebraska-Omaha | Wade | Makawe | Williams | Perella | Schkade | Gregory | Thompson | Dawson | Webb | Underwood |
| Feb. 13 vs. UC Santa Barbara | Wade | Makawe | Williams | Perella | Schkade | Gregory | Thompson | Dawson | Webb | Underwood |
| Feb. 13 vs. Southern Utah | Wade | Makawe | Williams | Perella | Schkade | Gregory | Thompson | Gerecke | Hayter | Craine |
| Feb. 14 vs. Purdue | Wade | Makawe | Williams | Perella | Schkade | Gregory | Thompson | Dawson | Miller | Underwood |
| Feb. 19 vs. Northwestern State | Webb | Makawe | Williams | Perella | Schkade | Gregory | Thompson | Gerecke | Dawson | Elder |
| Feb. 19 vs. Liberty | Wade | Makawe | Williams | Hayter | Schkade | Gregory | Thompson | Dawson | Miller | Underwood |
| Feb. 20 at #21 Baylor | Wade | Makawe | Williams | Perella | Schkade | Gregory | Thompson | Dawson | Webb | Elder |
| Feb. 20 vs. Liberty | Wade | Makawe | Williams | Perella | Schkade | Gregory | Thompson | Dawson | Miller | Underwood |
| Feb. 21 at #21 Baylor | Wade | Makawe | Williams | Hayter | Schkade | Perella | Gregory | Dawson | Miller | Elder |
| Feb. 27 vs. Sam Houston State | Wade | Makawe | Williams | Perella | Schkade | Gregory | Thompson | Dawson | Hayter | Elder |
| Feb. 27 vs. Creighton | Wade | Makawe | Williams | Perella | Schkade | Gregory | Thompson | Dawson | Webb | Underwood |
| Feb. 28 vs. Creighton | Wade | Makawe | Williams | Perella | Schkade | Gregory | Thompson | Dawson | Hayter | Elder |
| Feb. 28 vs. Sam Houston State | Wade | Makawe | Williams | Perella | Schkade | Gregory | Thompson | Dawson | Gerecke | Underwood |
| March 4 vs. UT Martin | Wade | Makawe | Webb | Williams | Schkade | Gregory | Thompson | Dawson | Perella | Craine |
| March 5 vs. Nicholls State | Wade | Makawe | Webb | Williams | Schkade | Gregory | Thompson | Dawson | Perella | Underwood |
| March 5 vs. UT Martin | Wade | Makawe | Williams | Perella | Schkade | Gregory | Thompson | Dawson | Webb | Underwood |
| March 6 vs. Nicholls State | Wade | Makawe | Williams | Perella | Schkade | Gregory | Thompson | Dawson | Webb | Elder |
| March 6 vs. Houston Baptist | Wade | Makawe | Williams | Perella | Schkade | Gregory | Thompson | Gerecke | Miller | Underwood |
| March 12 at UTSA | Wade | Makawe | Williams | Perella | Schkade | Gregory | Thompson | Dawson | Miller | Elder |
| March 12 at UTSA | Wade | Makawe | Williams | Hayter | Schkade | Perella | Gregory | Thompson | Webb | Underwood |
| March 13 at UTSA | Wade | Makawe | Williams | Perella | Schkade | Gregory | Thompson | Dawson | Webb | Elder |
| March 15 at Incarnate Word | Wade | Makawe | Williams | Perella | Schkade | Gregory | Thompson | Gerecke | Webb | Underwood |
| March 19 vs. Marshall | Wade | Makawe | Williams | Perella | Schkade | Gregory | Thompson | Dawson | Miller | Underwood |
| March 19 vs. Marshall | Wade | Makawe | Williams | Perella | Schkade | Gregory | Thompson | Dawson | Miller | Elder |
| March 20 vs. Marshall | Wade | Makawe | Williams | Perella | Schkade | Gregory | Thompson | Dawson | Miller | Elder |
| March 22 at Stephen F. Austin | Wade | Makawe | Williams | Hayter | Schkade | Gregory | Thompson | Dawson | Perella | Elder |
| March 25 at WKU | Wade | Makawe | Williams | Perella | Schkade | Gregory | Thompson | Dawson | Miller | Underwood |
| March 25 at WKU | Webb | Makawe | Williams | Perella | Schkade | Gregory | Thompson | Dawson | Hayter | Elder |
| March 26 at WKU | Wade | Makawe | Williams | Perella | Schkade | Gregory | Thompson | Dawson | Hayter | Underwood |
| March 30 at #19 Baylor | Wade | Makawe | Williams | Perella | Schkade | Gregory | Thompson | Dawson | Webb | Elder |
| April 2 vs. FIU | Wade | Makawe | Williams | Perella | Schkade | Gregory | Thompson | Dawson | Webb | Underwood |
| April 2 vs. FIU | Wade | Makawe | Williams | Perella | Schkade | Gregory | Thompson | Dawson | Hayter | Elder |
| April 3 vs. FIU | Wade | Makawe | Williams | Perella | Schkade | Gregory | Thompson | Dawson | Gerecke | Underwood |
| April 6 vs. UT Arlington | Wade | Makawe | Williams | Perella | Schkade | Gregory | Thompson | Gerecke | Dawson | Elder |
| April 8 at Kansas | Wade | Makawe | Williams | Perella | Schkade | Gregory | Thompson | Dawson | Miller | Underwood |
| April 9 vs. Georgia Tech | Wade | Makawe | Williams | Perella | Schkade | Gregory | Thompson | Dawson | Miller | Underwood |
| April 9 at Kansas | Webb | Makawe | Williams | Perella | Schkade | Thompson | Dawson | Gerecke | Miller | Elder |
| April 10 vs. Georgia Tech | Wade | Makawe | Williams | Perella | Schkade | Gregory | Thompson | Dawson | Miller | Elder |
| April 13 at #9 Oklahoma | Wade | Makawe | Williams | Perella | Schkade | Gregory | Thompson | Dawson | Miller | Elder |
| April 16 at Southern Miss | Wade | Makawe | Williams | Perella | Schkade | Gregory | Thompson | Dawson | Miller | Elder |
| April 16 at Southern Miss | Wade | Makawe | Williams | Perella | Schkade | Gregory | Thompson | Dawson | Gerecke | Underwood |
| April 17 at Southern Miss | Wade | Makawe | Williams | Perella | Schkade | Gregory | Thompson | Dawson | Miller | Underwood |
| April 23 vs. Louisiana Tech | Wade | Dawson | Williams | Perella | Schkade | Gregory | Thompson | Gerecke | Miller | Underwood |
| April 23 vs. Louisiana Tech | Wade | Makawe | Schkade | Perella | Williams | Gregory | Dawson | Gerecke | Hayter | Elder |
| April 24 vs. Louisiana Tech | Wade | Makawe | Williams | Perella | Schkade | Gregory | Thompson | Dawson | Webb | Underwood |
| April 27 vs. Texas Tech | Wade | Makawe | Williams | Hayter | Schkade | Gregory | Thompson | Dawson | Miller | Underwood |
| April 27 vs. Texas Tech | Wade | Makawe | Williams | Hayter | Schkade | Gregory | Thompson | Dawson | Perella | Elder |
| April 30 at UTEP | Wade | Makawe | Williams | Perella | Schkade | Thompson | Dawson | Gerecke | Miller | Elder |
| April 30 at UTEP | Webb | Makawe | Williams | Perella | Schkade | Dawson | Thompson | Gerecke | Hayter | Craine |
| May 1 at UTEP | Wade | Makawe | Williams | Perella | Schkade | Dawson | Thompson | Gerecke | Webb | Underwood |
| May 4 at Texas | Wade | Makawe | Williams | Perella | Schkade | Dawson | Thompson | Gerecke | Webb | Craine |

GAME-BY-GAME STARTERS BY BATTING ORDER

| Opponent | 1 | 2 | 3 | 4 | 5 | 6 | 7 | 8 | 9 |
|--------------------------------|---------|----------|----------|----------|----------|----------|----------|----------|----------|
| Feb. 12 at #13 Arizona | Schkade | Williams | Dawson | Wade | Webb | Perella | Gregory | Makawe | Thompson |
| Feb. 12 vs. Nebraska-Omaha | Schkade | Williams | Dawson | Webb | Perella | Wade | Gregory | Makawe | Thompson |
| Feb. 13 vs. UC Santa Barbara | Schkade | Dawson | Williams | Webb | Wade | Gregory | Makawe | Perella | Thompson |
| Feb. 13 vs. Southern Utah | Hayter | Williams | Schkade | Gregory | Makawe | Wade | Perella | Gerecke | Thompson |
| Feb. 14 vs. Purdue | Schkade | Williams | Dawson | Gregory | Makawe | Wade | Perella | Miller | Thompson |
| Feb. 19 vs. Northwestern State | Schkade | Williams | Makawe | Gregory | Perella | Dawson | Webb | Gerecke | Thompson |
| Feb. 19 vs. Liberty | Schkade | Williams | Makawe | Gregory | Dawson | Miller | Webb | Thompson | Hayter |
| Feb. 20 at #21 Baylor | Schkade | Williams | Makawe | Gregory | Dawson | Webb | Perella | Thompson | Wade |
| Feb. 20 vs. Liberty | Schkade | Dawson | Williams | Makawe | Gregory | Perella | Miller | Thompson | Wade |
| Feb. 21 at #21 Baylor | Schkade | Dawson | Gregory | Perella | Makawe | Williams | Miller | Hayter | Wade |
| Feb. 27 vs. Sam Houston State | Schkade | Dawson | Gregory | Perella | Makawe | Williams | Wade | Hayter | Thompson |
| Feb. 27 vs. Creighton | Schkade | Dawson | Gregory | Makawe | Williams | Wade | Perella | Webb | Thompson |
| Feb. 28 vs. Creighton | Schkade | Dawson | Gregory | Makawe | Perella | Williams | Wade | Hayter | Thompson |
| Feb. 28 vs. Sam Houston State | Schkade | Dawson | Gregory | Wade | Williams | Perella | Makawe | Gerecke | Thompson |
| March 4 vs. UT Martin | Schkade | Dawson | Gregory | Wade | Williams | Perella | Makawe | Webb | Thompson |
| March 5 vs. Nicholls State | Schkade | Dawson | Gregory | Perella | Webb | Williams | Wade | Makawe | Thompson |
| March 5 vs. UT Martin | Schkade | Dawson | Gregory | Perella | Webb | Williams | Makawe | Wade | Thompson |
| March 6 vs. Nicholls State | Schkade | Williams | Dawson | Gregory | Perella | Makawe | Wade | Webb | Thompson |
| March 6 vs. Houston Baptist | Schkade | Williams | Perella | Gregory | Makawe | Wade | Miller | Gerecke | Thompson |
| March 12 at UTSA | Schkade | Williams | Perella | Gregory | Makawe | Dawson | Wade | Miller | Thompson |
| March 12 at UTSA | Schkade | Williams | Perella | Makawe | Gregory | Wade | Webb | Hayter | Thompson |
| March 13 at UTSA | Schkade | Williams | Perella | Gregory | Makawe | Wade | Webb | Dawson | Thompson |
| March 15 at Incarnate Word | Schkade | Williams | Perella | Gregory | Makawe | Webb | Gerecke | Wade | Thompson |
| March 19 vs. Marshall | Schkade | Williams | Perella | Gregory | Makawe | Dawson | Miller | Wade | Thompson |
| March 19 vs. Marshall | Schkade | Williams | Perella | Gregory | Makawe | Miller | Dawson | Wade | Thompson |
| March 20 vs. Marshall | Schkade | Williams | Perella | Makawe | Gregory | Dawson | Miller | Wade | Thompson |
| March 22 at Stephen F. Austin | Schkade | Williams | Perella | Gregory | Makawe | Dawson | Wade | Hayter | Thompson |
| March 25 at WKU | Schkade | Williams | Perella | Gregory | Makawe | Dawson | Miller | Wade | Thompson |
| March 25 at WKU | Schkade | Williams | Gregory | Makawe | Perella | Dawson | Hayter | Webb | Thompson |
| March 26 at WKU | Schkade | Williams | Perella | Gregory | Makawe | Dawson | Hayter | Wade | Thompson |
| March 30 at #19 Baylor | Schkade | Williams | Perella | Gregory | Makawe | Dawson | Webb | Wade | Thompson |
| April 2 vs. FIU | Schkade | Williams | Perella | Gregory | Makawe | Dawson | Wade | Webb | Thompson |
| April 2 vs. FIU | Schkade | Williams | Perella | Makawe | Gregory | Dawson | Wade | Hayter | Thompson |
| April 3 vs. FIU | Schkade | Williams | Perella | Gregory | Makawe | Dawson | Wade | Gerecke | Thompson |
| April 6 vs. UT Arlington | Schkade | Perella | Makawe | Dawson | Gregory | Williams | Thompson | Gerecke | Wade |
| April 8 at Kansas | Schkade | Perella | Makawe | Williams | Dawson | Gregory | Thompson | Miller | Wade |
| April 9 vs. Georgia Tech | Schkade | Perella | Williams | Gregory | Dawson | Makawe | Thompson | Miller | Wade |
| April 9 at Kansas | Schkade | Williams | Dawson | Perella | Makawe | Thompson | Gerecke | Miller | Webb |
| April 10 vs. Georgia Tech | Schkade | Williams | Perella | Gregory | Makawe | Dawson | Miller | Wade | Thompson |
| April 13 at #9 Oklahoma | Schkade | Williams | Perella | Gregory | Makawe | Dawson | Miller | Wade | Thompson |
| April 16 at Southern Miss | Schkade | Williams | Perella | Gregory | Makawe | Dawson | Miller | Wade | Thompson |
| April 16 at Southern Miss | Schkade | Williams | Perella | Gregory | Makawe | Dawson | Wade | Gerecke | Thompson |
| April 17 at Southern Miss | Dawson | Schkade | Perella | Gregory | Williams | Makawe | Miller | Wade | Thompson |
| April 23 vs. Louisiana Tech | Schkade | Dawson | Williams | Perella | Gregory | Miller | Wade | Gerecke | Thompson |
| April 23 vs. Louisiana Tech | Dawson | Schkade | Makawe | Williams | Perella | Gregory | Gerecke | Wade | Hayter |
| April 24 vs. Louisiana Tech | Dawson | Schkade | Williams | Gregory | Perella | Makawe | Wade | Webb | Thompson |
| April 27 vs. Texas Tech | Schkade | Williams | Dawson | Gregory | Makawe | Miller | Wade | Thompson | Hayter |
| April 27 vs. Texas Tech | Schkade | Williams | Dawson | Perella | Makawe | Gregory | Wade | Thompson | Hayter |
| April 30 at UTEP | Schkade | Dawson | Williams | Perella | Makawe | Wade | Miller | Thompson | Gerecke |
| April 30 at UTEP | Schkade | Dawson | Williams | Makawe | Webb | Perella | Gerecke | Thompson | Hayter |
| May 1 at UTEP | Schkade | Dawson | Williams | Makawe | Perella | Wade | Webb | Gerecke | Thompson |
| May 4 at Texas | Schkade | Dawson | Williams | Makawe | Perella | Webb | Wade | Gerecke | Thompson |

TEAM SINGLE-SEASON RECORDS

Batting Average

| | |
|---------|------|
| 1. 2016 | .280 |
| 2. 2014 | .279 |
| 3. 2008 | .277 |

Stolen Bases

| | |
|---------|-----|
| 1. 2016 | 78 |
| 2. 2004 | 72* |
| 3. 2013 | 66 |

Highest Stolen Base Percentage

| | |
|---------|------|
| 1. 2013 | .892 |
| 2. 2016 | .813 |
| 3. 2012 | .806 |

On-Base Percentage

| | |
|---------|------|
| 1. 2014 | .370 |
| 2. 2016 | .364 |
| 3. 2012 | .352 |

Fielding Percentage

| | |
|---------|------|
| 1. 2015 | .978 |
| 2. 2016 | .973 |
| 3. 2013 | .968 |

INDIVIDUAL SINGLE-SEASON RECORDS

Batting Average (min. 50 AB)

| | | |
|-------------------------|-------------|-------------|
| 1. Mallory Cantler | .404 | 2009 |
| 2. Kelli Schkade | .389 | 2016 |
| Taylor Schoblocher | .389 | 2015 |
| 4. Brooke Foster | .377 | 2013 |
| 5. Mallory Cantler | .374 | 2008 |

Runs Scored

| | | |
|-------------------------|-----------|-------------|
| 1. Kelli Schkade | 50 | 2016 |
| 2. Brooke Foster | 46 | 2014 |
| 3. Susan Waters | 45 | 2007 |
| 4. Mariza Martinez | 42 | 2008 |
| 5. Katya Muller | 40 | 2008 |

Hits

| | | |
|-------------------------|-----------|-------------|
| 1. Mallory Cantler | 71 | 2008 |
| 2. Katya Muller | 69 | 2006 |
| 3. Brooke Foster | 66 | 2013 |
| Stephanie Cranmer | 66* | 2004 |
| 5. Kelli Schkade | 65 | 2016 |

Runs Batted In

| | | |
|------------------------------|-----------|-------------|
| 1. Susan Waters | 53 | 2006 |
| 2. Maddelyn Fraley | 47 | 2012 |
| 3. Mallory Cantler | 44 | 2008 |
| Kat Strunk | 42 | 2014 |
| 5. <u>Taylor Schoblocher</u> | <u>42</u> | <u>2015</u> |
| Kelli Schkade | 41 | 2016 |

Doubles

| | | |
|-------------------------|-----------|-------------|
| 1. Mallory Cantler | 16 | 2008 |
| 2. Kelli Schkade | 15 | 2016 |
| 3. Susan Waters | 14 | 2006 |
| 4. Dani Hoff | 13 | 2014 |
| Dani Hoff | 13 | 2013 |
| Mallory Cantler | 13 | 2009 |
| Katya Muller | 13 | 2007 |

Triples

| | | |
|----------------------------|----------|-------------|
| 1. Jackie Miller | 5 | 2014 |
| 2. Susan Waters | 4 | 2006 |
| 3. Danielle Gregory | 3 | 2016 |
| Taylor Schoblocher | 3 | 2015 |
| Jordan Terry | 3 | 2014 |
| Paige Kislind | 3 | 2013 |
| Brooke Foster | 3 | 2011 |
| Mariza Martinez | 3 | 2010 |
| Katya Muller | 3 | 2006 |
| Katya Muller | 3 | 2005 |
| Kelei Walker | 3* | 2004 |

Home Runs

| | | |
|-------------------------|-----------|-------------|
| 1. Susan Waters | 18 | 2006 |
| 2. Taylor Schoblocher | 17 | 2015 |
| Susan Waters | 17 | 2007 |
| 4. Brooke Foster | 15 | 2014 |
| 5. Kelli Schkade | 13 | 2016 |
| Kat Strunk | 13 | 2015 |
| Maddelyn Fraley | 13 | 2012 |

Multiple-Hit Games (2 Hits, 3 Hits, 4 Hits)

| | | |
|-------------------------|--------------------|-------------|
| 1. Brooke Foster | 25 (21-4-0) | 2013 |
| 2. Katya Muller | 23 (18-4-1) | 2006 |
| 3. Mallory Cantler | 21 (14-7-0) | 2008 |
| 4. Stephanie Cranmer | 19 (15-3-1) | 2004 |
| <u>Brooke Foster</u> | <u>19 (12-7-0)</u> | <u>2014</u> |
| Kelli Schkade | 18 (14-3-1) | 2016 |
| Danielle Gregory | 16 (13-2-1) | 2016 |

Multiple-RBI Games (2 RBI, 3 RBI, 4 RBI, 5 RBI)

| | | |
|-------------------------|---------------------|-------------|
| 1. Susan Waters | 16 (6-9-1-0) | 2006 |
| 2. Maddelyn Fraley | 13 (7-2-3-1) | 2012 |
| Mallory Cantler | 13 (9-4-0-0) | 2008 |
| 4. Kelli Schkade | 12 (6-4-2-0) | 2016 |
| Kat Strunk | 12 (8-2-1-1) | 2014 |

On-Base Percentage (min. 50 at-bats)

| | | |
|-------------------------|-------------|-------------|
| 1. Taylor Schoblocher | .477 | 2015 |
| 2. Kelli Schkade | .469 | 2016 |
| 3. Mallory Cantler | .456 | 2009 |
| 4. Lisa Johnson | .442 | 2010 |
| 5. Rebecca Waters | .439 | 2008 |

Slugging Percentage (min. 50% games played)

| | | |
|-------------------------|-------------|-------------|
| 1. Taylor Schoblocher | .833 | 2015 |
| 2. Kelli Schkade | .725 | 2016 |
| 3. Susan Waters | .720 | 2006 |
| 4. Susan Waters | .707 | 2007 |
| 5. Kat Strunk | .680 | 2015 |

Total Bases

| | | |
|-------------------------|------------|-------------|
| 1. Susan Waters | 134 | 2006 |
| 2. Kelli Schkade | 121 | 2016 |
| 3. Taylor Schoblocher | 120 | 2015 |
| 4. Brooke Foster | 118 | 2014 |
| Susan Waters | 118 | 2007 |

Walks

| | | |
|-------------------------|-----------|-------------|
| 1. Lisa Johnson | 36 | 2012 |
| 2. Bryana Wade | 32 | 2014 |
| 3. Lisa Johnson | 29 | 2010 |
| 4. Taylor Schoblocher | 26 | 2014 |
| 5. <u>Lesley Hirsch</u> | <u>25</u> | <u>2012</u> |
| Kelli Schkade | 23 | 2016 |

Stolen Bases

| | | |
|--------------------------|-----------|-------------|
| 1. Makenzi Dawson | 17 | 2016 |
| Kelei Walker | 17* | 2004 |
| Brittany Chapman | 17* | 2004 |
| 4. Megan Rupp | 16 | 2009 |
| <u>Mariza Martinez</u> | <u>16</u> | <u>2009</u> |
| Kelli Schkade | 15 | 2016 |

Stolen Base Attempts

| | | |
|--------------------------|-----------|-------------|
| 1. Brittany Chapman | 23* | 2004 |
| 2. Kelei Walker | 20* | 2004 |
| 3. Mariza Martinez | 20 | 2009 |
| 4. Makenzi Dawson | 19 | 2016 |
| 5. Kelli Schkade | 18 | 2016 |
| Megan Rupp | 18 | 2009 |

Sacrifice Hits

| | | |
|--------------------------|-----------|-------------|
| 1. Spencer Ferrell | 17 | 2014 |
| 2. Kelei Walker | 16* | 2004 |
| 3. Mariza Martinez | 14 | 2008 |
| 4. Kadie Platt | 13 | 2007 |
| 5. Karly Williams | 12 | 2016 |

Wins

| | | |
|-------------------------|-----------|-------------|
| 1. Ashley Kirk | 22 | 2014 |
| 2. Kristina Fowler | 19 | 2006 |
| 3. Katy Maxey | 16* | 2004 |
| 4. Ashley Kirk | 15 | 2013 |
| 5. Jessica Elder | 13 | 2016 |
| Ashley Kirk | 13 | 2012 |
| Ashley Lail | 13 | 2010 |

Fewest Walks Per 7 Innings Pitched (min. 50 IP)

| | | |
|-------------------------|-------------|-------------|
| 1. Katy Maxey | 1.61 | 2005 |
| 2. Jessica Elder | 1.66 | 2016 |
| 3. Katy Maxey | 1.76* | 2004 |
| 4. Mandy Hacker | 1.92 | 2005 |
| 5. Kristina Fowler | 1.98 | 2008 |

Thrown Out Stealing (Catchers Only)

| | | |
|-----------------------|-----------|-------------|
| 1. Bryana Wade | 23 | 2014 |
| Christen Jonse | 23 | 2004 |
| 3. Danielle Rupp | 18 | 2006 |
| 4. Bryana Wade | 17 | 2016 |
| 5. Christen Jones | 14 | 2005 |

* - Reflective of a season when North Texas exceeded the NCAA maximum number of games played.

INDIVIDUAL CAREER RECORDS

Batting Average (min. 200 AB)

| | | | |
|----|----------------------|-------------|----------------|
| 1. | Mallory Cantler | .359 | 2008-11 |
| 2. | Kat Strunk | .336 | 2014-15 |
| 3. | Brooke Foster | .330 | 2011-14 |
| 4. | Kelli Schkade | .323 | 2015-16 |
| 5. | Mariza Martinez | .313 | 2008-11 |

On-Base Percentage (min. 200 at-bats)

| | | | |
|----|----------------------|-------------|----------------|
| 1. | Mallory Cantler | .423 | 2008-11 |
| 2. | Kat Strunk | .413 | 2014-15 |
| 3. | Kelli Schkade | .402 | 2015-16 |
| 4. | Taylor Schoblocher | .401 | 2013-15 |
| 5. | Lisa Johnson | .383 | 2009-12 |

Slugging Percentage (min. 50% games played)

| | | | |
|----|----------------------|-------------|----------------|
| 1. | Taylor Schoblocher | .611 | 2013-15 |
| 2. | Kat Strunk | .601 | 2014-15 |
| 3. | Mallory Cantler | .564 | 2008-11 |
| 4. | Kelli Schkade | .549 | 2015-16 |
| 5. | Susan Waters | .548 | 2004-07 |

Walks

| | | | |
|----|--------------------|-----------|----------------|
| 1. | Lisa Johnson | 104 | 2009-12 |
| 2. | Bryana Wade | 90 | 2013-16 |
| 3. | Taylor Schoblocher | 64 | 2013-15 |
| | Lesley Hirsch | 64 | 2010-13 |
| 5. | Danielle Hoff | 63 | 2012-15 |

Stolen Bases

| | | | |
|----|----------------------|-----------|----------------|
| 1. | Brooke Foster | 41 | 2011-14 |
| 2. | Megan Rupp | 38 | 2009-12 |
| 3. | Mariza Martinez | 33 | 2008-11 |
| 4. | Kelli Schkade | 27 | 2015-16 |
| | Lesley Hirsch | 27 | 2010-13 |

Stolen Base Attempts

| | | | |
|----|----------------------|-----------|----------------|
| 1. | Brooke Foster | 50 | 2011-14 |
| 2. | Megan Rupp | 44 | 2009-12 |
| 3. | Mariza Martinez | 40 | 2008-11 |
| 4. | Kelli Schkade | 32 | 2015-16 |
| | Lesley Hirsch | 32 | 2010-13 |

Sacrifice Hits

| | | | |
|----|-----------------------|-----------|----------------|
| 1. | Karly Williams | 27 | 2013-16 |
| | Monica Garcia | 25 | 2004-07 |
| 3. | Kadie Platt | 24 | 2006-09 |
| | Kelei Walker | 24 | 2004-06 |
| 5. | Bryana Wade | 22 | 2013-16 |
| | Sarah Jones | 22 | 2006-09 |

Fewest Walks Per 7 Innings Pitched (100 IP)

| | | | |
|----|-------------------------|-------------|----------------|
| 1. | Jessica Elder | 1.66 | 2016 |
| 2. | Katy Maxey | 1.73* | 2004-05 |
| 3. | Mandy Hacker | 2.30* | 2004-05 |
| 4. | Stacey Underwood | 2.43 | 2015-16 |
| 5. | Kristina Fowler | 2.51 | 2005-08 |

Putouts

| | | | |
|----|--------------------|------------|----------------|
| 1. | Mallory Cantler | 1309 | 2008-11 |
| 2. | Heather Bostic | 1228* | 2004-08 |
| 3. | Dani Hoff | 1083 | 2012-15 |
| 4. | Bryana Wade | 658 | 2013-16 |
| 5. | Caitlin Grimes | 639 | 2009-12 |

Thrown Out Stealing (Catchers Only)

| | | | |
|----|--------------------|-----------|----------------|
| 1. | Bryana Wade | 55 | 2013-16 |
| 2. | Christen Jones | 43 | 2004-07 |
| 3. | Caitlin Grimes | 29 | 2009-12 |
| 4. | Danielle Rupp | 25 | 2004-07 |
| 5. | Courtney Bradshaw | 20 | 2008-11 |

Highest Fielding Percentage (min. 100 chances)

| | | | |
|----|--------------------|-------------|----------------|
| 1. | Maddelyn Fraley | .995 | 2011-12 |
| 2. | Mallory Cantler | .993 | 2008-11 |
| 3. | Bryana Wade | .988 | 2013-16 |
| | Heather Bostic | .988 | 2004-08 |
| | Kyleigh Callender | .988 | 2007-08 |

* - Reflective of a season when North Texas exceeded the NCAA maximum number of games played.

2016 North Texas Softball Individual Season/Career Summary for North Texas (as of May 05, 2016) (All games Sorted by Batting avg)

Record: 20-32 Home: 9-12 Away: 6-16 Neutral: 5-4 C-USA: 3-18

| Player | SEASON | | | | | | | | | | | | | CAREER | | | | | | | | | | | | |
|----------------------|--------|-------|------|-----|-----|----|----|----|-----|-------|----|--------|-------|--------|--------|-----|----|-----|----|----|-----|-------|----|--------|-----|-------|
| | Avg | G-GS | AB | R | H | 2B | 3B | HR | RBI | BBHbp | SO | Sb-Att | Avg | G-GS | AB | R | H | 2B | 3B | HR | RBI | BBHbp | SO | Sb-Att | | |
| 9 SCHKADE, Kelli | .389 | 52-52 | 167 | 50 | 65 | 15 | 1 | 13 | 41 | 23 | 3 | 14 | 15-18 | .323 | 102-10 | 319 | 81 | 103 | 20 | 2 | 16 | 57 | 37 | 8 | 35 | 27-32 |
| 18 GREGORY, Danielle | .324 | 48-47 | 142 | 27 | 46 | 8 | 3 | 3 | 17 | 11 | 4 | 24 | 9-13 | .324 | 48-47 | 142 | 27 | 46 | 8 | 3 | 3 | 17 | 11 | 4 | 24 | 9-13 |
| 11 WILLIAMS, Karly | .311 | 52-52 | 164 | 19 | 51 | 11 | 0 | 5 | 29 | 8 | 3 | 14 | 10-11 | .235 | 180-17 | 473 | 60 | 111 | 19 | 2 | 10 | 64 | 33 | 6 | 84 | 14-18 |
| 3 PERELLA, Harley | .290 | 51-50 | 155 | 19 | 45 | 10 | 0 | 4 | 26 | 4 | 6 | 33 | 6-8 | .290 | 51-50 | 155 | 19 | 45 | 10 | 0 | 4 | 26 | 4 | 6 | 33 | 6-8 |
| 21 MAKAWA, Rhyllie | .287 | 51-51 | 136 | 17 | 39 | 7 | 0 | 6 | 25 | 19 | 7 | 28 | 4-5 | .287 | 51-51 | 136 | 17 | 39 | 7 | 0 | 6 | 25 | 19 | 7 | 28 | 4-5 |
| 5 HAYTER, Kay Kay | .271 | 30-14 | 48 | 6 | 13 | 1 | 0 | 0 | 2 | 0 | 2 | 11 | 2-4 | .271 | 30-14 | 48 | 6 | 13 | 1 | 0 | 0 | 2 | 0 | 2 | 11 | 2-4 |
| 12 DAWSON, Makenzi | .253 | 50-48 | 146 | 18 | 37 | 1 | 1 | 0 | 9 | 13 | 5 | 29 | 17-19 | .253 | 50-48 | 146 | 18 | 37 | 1 | 1 | 0 | 9 | 13 | 5 | 29 | 17-19 |
| 4 THOMPSON, Bailey | .250 | 51-50 | 116 | 21 | 29 | 1 | 0 | 0 | 5 | 10 | 2 | 21 | 9-11 | .250 | 51-50 | 116 | 21 | 29 | 1 | 0 | 0 | 5 | 10 | 2 | 21 | 9-11 |
| 14 GERECKE, Hannah | .238 | 34-15 | 42 | 6 | 10 | 3 | 0 | 0 | 1 | 7 | 0 | 9 | 3-4 | .238 | 34-15 | 42 | 6 | 10 | 3 | 0 | 0 | 1 | 7 | 0 | 9 | 3-4 |
| 23 WADE, Bryana | .223 | 48-47 | 112 | 13 | 25 | 3 | 0 | 5 | 18 | 19 | 1 | 32 | 1-1 | .216 | 175-16 | 361 | 55 | 78 | 11 | 0 | 16 | 58 | 90 | 8 | 121 | 8-9 |
| 8 WEBB, Casady | .162 | 34-22 | 68 | 8 | 11 | 0 | 0 | 0 | 7 | 9 | 0 | 19 | 1-1 | .162 | 34-22 | 68 | 8 | 11 | 0 | 0 | 0 | 7 | 9 | 0 | 19 | 1-1 |
| 22 MILLER, Lauren | .148 | 34-20 | 61 | 4 | 9 | 1 | 0 | 2 | 4 | 5 | 1 | 16 | 1-1 | .148 | 34-20 | 61 | 4 | 9 | 1 | 0 | 2 | 4 | 5 | 1 | 16 | 1-1 |
| Totals | .280 | 52-52 | 1357 | 208 | 380 | 61 | 5 | 38 | 184 | 128 | 34 | 250 | 78-96 | | | | | | | | | | | | | |
| Opponents | .310 | 52-52 | 1381 | 243 | 428 | 77 | 5 | 50 | 230 | 92 | 37 | 135 | 26-45 | | | | | | | | | | | | | |

(All games Sorted by Earned run avg)

| Player | SEASON | | | | | | | | | | | | | CAREER | | | | | | | | | | | | |
|--------------------|--------|-------|-----|----|----|-----|----|-------|-----|-----|-----|-----|-----|--------|-------|-----|----|----|-----|----|-------|-----|-----|-----|----|----|
| | ERA | W-L | App | GS | CG | Sho | Sv | IP | H | R | ER | BB | SO | ERA | W-L | App | GS | CG | Sho | Sv | IP | H | R | ER | BB | SO |
| 17 ELDER, Jessica | 3.86 | 13-11 | 37 | 23 | 10 | 1 | 0 | 156.0 | 183 | 101 | 86 | 37 | 58 | 3.86 | 13-11 | 37 | 23 | 10 | 1 | 0 | 156.0 | 183 | 101 | 86 | 37 | 58 |
| 15 UNDERWOOD, Stac | 4.60 | 6-15 | 34 | 25 | 6 | 0 | 0 | 123.1 | 151 | 93 | 81 | 39 | 61 | 4.34 | 14-22 | 62 | 41 | 10 | 1 | 1 | 216.1 | 279 | 150 | 134 | 75 | 83 |
| 10 CRAINE, Lauren | 5.10 | 1-6 | 27 | 4 | 0 | 0 | 1 | 60.1 | 94 | 49 | 44 | 16 | 16 | 5.10 | 1-6 | 27 | 4 | 0 | 0 | 1 | 60.1 | 94 | 49 | 44 | 16 | 16 |
| Totals | 4.35 | 20-32 | 52 | 52 | 16 | 2 | 1 | 339.2 | 428 | 243 | 211 | 92 | 135 | | | | | | | | | | | | | |
| Opponents | 3.54 | 32-20 | 52 | 52 | 26 | 7 | 5 | 347.2 | 380 | 208 | 176 | 128 | 250 | | | | | | | | | | | | | |



Tracey Kee

Head Coach

Third Year ▶ East Carolina '90

Tracey Kee is entering her third season at North Texas as

one of the winningest active coaches in NCAA Division I, boasting a career record of 734-415-1. Hired in August 2013, she became the fourth Mean Green softball head coach in the current era. In her two years, Kee has led the program to record heights and several program records and firsts.

Most notably, Kee took the Mean Green to the most wins in the program's 11-year history with 31 in 2014. The following year, North Texas upset No. 7 Baylor on the road in Waco, the highest ranked team that the Mean Green have defeated in program history and just their second-ever top-25 win.

The Mean Green has seen four different players earn all-conference honors under Kee, including Kat Strunk, a two-time honoree and the 2014 C-USA Newcomer of the Year, the first specialty award in program history.

In 2015, Taylor Schoblocher earned Amateur Softball Association/USA Softball National Player of the Week honors, the program's first national award.

As a team, under Kee, the Mean Green has set several records, including the most conference wins (14), most runs scored (272), most RBI (242), highest batting average (.279), highest fielding percentage (.978) and fewest errors committed (30).

In 2014, Ashley Kirk broke the single-season wins record with 22 victories and single-season strikeout record with 214. In 2015, Schoblocher set the single-season marks for on-base percentage (.477) and slugging percentage (.833) and finished with the second-best single-season batting average (.389) and second-most home runs (17) and total bases (120).

Off the field, North Texas softball graduates Lauren Poole and Madison Thompson were awarded the Jim Castaneda Postgraduate Scholarship in consecutive years, the first and second North Texas athletes to receive the honor in school's first two years of conference membership.

Prior to North Texas, Kee compiled a 684-362 record in 16 seasons as the East Carolina head coach, and guided the Pirates to four NCAA Tournament appearances including three in her last five years.

Kee and her staff were also named a National Fastpitch Coaches Association Mideast Region Coaching Staff of the Year honoree twice.

She also captured nine league championships, with back-to-back C-USA Tournament titles in 2010 and 2011. From 2009 to 2011, no Conference USA program won more games than East Carolina's 125.

ECU recorded 41 victories in 2011 to become only the fourth team in C-USA history to win 40 or more games in three-straight seasons. Kee's clubs have reached the 40-victory plateau 12 of her 16 seasons. Four times her teams have tallied 50 or more wins, including the 2000 group she directed to a school-record 60 victories. Personally, she reached the 650-win threshold as a head coach in 2011.

ECU won its first C-USA titles in 2010, claiming both the regular season and tournament titles before repeating as tournament champions in 2011.

In just her first season as head coach in 1997, Kee's team posted a 49-24 record, and she was named Big South Coach of the Year. Two seasons later, in 1999, East Carolina won 50 games and made its first-ever appearance in the NCAA Tournament.

Under Kee's tutelage, many players have earned all-conference and all-region honors. During her time in the Big South, she led 11 all-conference players, two Rookie of the Year selections, the league's tournament MVP, Denise Reagan, in 1999 and the two-time league player-of-the-year in Polonius (1998 and 1999).

The accolades continued in Conference USA as Kee's players received 12 first-team selections and 15 second-team honors. Additionally, 14 student-athletes have been named to the all-rookie team with two named the league's freshman of the year.

In 2009, Kee led Toni Paisley to Conference USA Female Athlete of the Year honors, becoming just the second softball selection in league history. Kee

The Kee File

Age: 48

Hometown: Richmond, Virginia

High School: Saint Gertrude (Va.) H.S.

Alma Mater

East Carolina University, 1990 (B.S.)

East Carolina University, 1995 (M.E.)

Coaching Career

Overall Record: 754-447-1 (18 Years)

Record At North Texas: 70-85 (Third Year)

Coaching Experience

2013-present: University of North Texas, Head Coach

1997-2012: East Carolina University, Head Coach

1991-96: East Carolina University, Assistant Coach

Championships Won

1997 - Big South Regular Season

1998 - Big South Regular Season

1999 - Big South Regular Season
Big South Tournament

2000 - East Coast Athletic Conference
Tournament

2001 - East Coast Athletic Conference
Tournament

2010 - Conference USA Regular Season
Conference USA Tournament

2011 - Conference USA Tournament

Coaching Awards

2010 & 2011- NCAA Mideast Coaching Staff of the Year

2005, 2009 & 2010 - Conference USA Coach of the Year

1997 - Big South Conference Coach of the Year

Collegiate Experience

1987-1990: East Carolina

* Four-year starter at catcher or third base, two-time captain, recipient of the Texas Gulf Outstanding Female Scholar-Athlete Award

Accolades

* Inducted into the Saint Gertrude High School Athletic Hall of Fame in Richmond, Virginia

* Inducted into into the Central Virginia ASA Hall of Fame

* Won three USSSA All-World titles in slow-pitch

also helped Paisley to three-straight C-USA Pitcher of the Year awards from 2009-11 and to Louisville Slugger/NFCA Third-Team All-America honors in 2010. Six players have also received all-region recognition under Kee since joining C-USA.

Kee played her high school ball at Saint Gertrude in Richmond, Va., from 1983-86 before a stellar career for East Carolina from 1987-1990. In 2009, she was inducted into the St. Gertrude Athletic Hall of Fame. In 2014, she was inducted into the Central Virginia ASA Hall of Fame.

She graduated from ECU in May 1990 with a bachelor's degree in physical education and, in 1995, earned her master's degree from ECU in exercise and sport science with a concentration in physical education.

**WINNINGEST ACTIVE
COACHES BY
PERCENTAGE**

(Entering 2016 Season)

| | |
|---|-------------|
| 1. Michael Lotief, La.-Lafayette | .800 |
| 36. Tory Acheson, Kennesaw State | .646 |
| 37. Donna Papa, North Carolina | .646 |
| 38. Kate Drohan, Northwestern | .641 |
| 39. Becky Clark, South Alabama | .641 |
| 40. Jana McGinnis, Jacksonville State | .640 |
| 41. Bridget Orchard, Fordham | .638 |
| 42. Tracey Kee, North Texas | .638 |
| 43. Frank Griffin, Stetson | .636 |
| 44. Shawn Rychik, NC State | .634 |
| 45. Frank Reed, Chattanooga | .629 |
| 46. Lonni Alameda, Florida State | .629 |
| 47. Mary-Ellen Hall, Houston Baptist | .629 |
| 48. Linda Kalafatis, Col. of Charleston | .626 |
| 49. Kathy Riley, Longwood | .625 |
| 50. Craig Nicholson, Arizona State | .622 |

**WINNINGEST ACTIVE
COACHES BY
VICTORIES**

(Entering 2016 Season)

| | |
|---------------------------------------|------------|
| 1. Carol Hutchins, Michigan | 1,432 |
| 27. Connie Clark, Texas | 769 |
| 28. Jana McGinnis, Jacksonville State | 762 |
| 29. Mary-Ellen Hall, Houston Baptist | 743 |
| 30. Jacquie Joseph, Michigan State | 742 |
| 31. Julie Brzezinski, Fairfield | 741 |
| 32. Glenn Moore, Baylor | 741 |
| 33. Tracey Kee, North Texas | 734 |
| 34. Renee Luers-Gillispie, UCF | 728 |
| 35. Scot Thomas, Virginia Tech | 723 |
| 36. Mark Cooke, Winthrop | 708 |
| 37. Holly Hesse, Missouri State | 704 |
| 38. Kathy Van Wyk | 703 |
| 39. Gary Ferrin, Loyola Marymount | 693 |
| 40. Fran Troyan, Lehigh | 685 |
| 41. Brian Kolze, Pacific | 681 |

KEE YEAR-BY-YEAR

| Year | School | Overall | Conference | Highlights |
|---------------|-------------------|-------------------------|-----------------------|--|
| 1997 | East Carolina | 49-24 | 13-3 | ECU school record for wins; Big South Conference Regular Season Champions |
| 1998 | East Carolina | 43-21 | 14-2 | Big South Conference Regular Season Champions |
| 1999 | East Carolina | 50-20 | 11-3 | Big South Conference Regular Season Champions; Big South Conference Tournament Champions; NCAA Regionals |
| 2000 | East Carolina | 60-17 | 2-8 | ECU school record for wins; Big South Conference Regular Season Champions; Big South Conference Tournament Champions; NCAA Regionals |
| 2001 | East Carolina | 51-23 | 3-7 | ECAC Champions |
| 2002 | East Carolina | 38-26 | 10-13 | Conference-USA Tournament Participant |
| 2003 | East Carolina | 24-31 | 5-19 | |
| 2004 | East Carolina | 47-24-1 | 10-14 | Conference-USA Tournament Participant |
| 2005 | East Carolina | 55-19 | 17-7 | Conference-USA Tournament Participant |
| 2006 | East Carolina | 40-24 | 13-11 | Conference-USA Tournament Participant |
| 2007 | East Carolina | 40-20 | 14-9 | Conference-USA Tournament Participant; Regular season runner-up; Conference Tournament runner-up |
| 2008 | East Carolina | 37-30 | 10-12 | Conference-USA Tournament Participant; NCAA Regionals At-Large Bid |
| 2009 | East Carolina | 40-15 | 19-5 | Conference-USA Tournament Participant; Regular season runner-up; |
| 2010 | East Carolina | 44-18 | 16-5 | Conference-USA Regular Season Champions; Conference USA Tournament Champions; NCAA Regionals |
| 2011 | East Carolina | 41-22 | 14-10 | Conference USA Tournament Champions; NCAA Regionals |
| 2012 | East Carolina | 25-28 | 11-12 | Conference-USA Tournament Participant |
| 2014 | North Texas | 31-22 | 14-9 | Conference USA Tournament Semi-Finalist |
| 2015 | North Texas | 19-31 | 11-12 | Conferece USA Tournament Participant |
| Career | 18 Seasons | 734-415-1 (.638) | 207-161 (.563) | |

NUMERICAL ROSTER

| No. | Name | Pos. | B/T | Ht. | Yr. | Hometown (Previous School) |
|-----|------------------|------|-----|-------|-----|---|
| 10 | Lauren Craine | P | R/R | 5-7 | Fr. | Aledo, TX (Aledo HS) |
| 12 | Makenzi Dawson | IF | L/R | 5-8 | Fr. | Robinson, TX (Robinson HS) |
| 17 | Jessica Elder | P | R/L | 5-6 | Jr. | Cedar Park, TX (Howard College) |
| 14 | Hannah Gerecke | OF | R/R | 5-7 | Fr. | La Grange, TX (La Grange HS) |
| 18 | Danielle Gregory | OF | R/R | 5-7 | Jr. | Winnsboro, TX (McLennan CC) |
| 5 | Kay Kay Hayter | UT | L/R | 5-6 | Fr. | Garrison, TX (Garrison HS) |
| 21 | Rhylie Makawe | UT | R/R | 5-5.5 | Fr. | Aledo, TX (Aledo HS) |
| 22 | Lauren Miller | IF | R/R | 5-11 | So. | Blanchard, OK (East Central University) |
| 3 | Harley Perella | UT | R/R | 5-5 | Fr. | Frisco, TX (Heritage HS) |
| 9 | Kelli Schkade | IF | R/R | 5-7 | Jr. | Albany, TX (Missouri) |
| 4 | Bailey Thompson | OF | L/R | 5-4 | Fr. | Edmond, OK (Deer Creek HS) |
| 15 | Stacey Underwood | P | R/R | 5-10 | Jr. | Hico, TX (McLennan CC) |
| 23 | Bryana Wade | C | R/R | 5-8 | Sr. | Choctaw, OK (Mount St. Mary HS) |
| 8 | Casady Webb | UT | R/R | 5-4 | Fr. | Davis, OK (Davis HS) |
| 11 | Karly Williams | UT | R/R | 5-7 | Sr. | Castroville, TX (Medina Valley HS) |

ALPHABETICAL ROSTER

| No. | Name | Pos. | B/T | Ht. | Yr. | Hometown (High School/Other School) |
|-----|------------------|------|-----|-------|-----|---|
| 10 | Lauren Craine | P | R/R | 5-7 | Fr. | Aledo, TX (Aledo HS) |
| 12 | Makenzi Dawson | IF | L/R | 5-8 | Fr. | Robinson, TX (Robinson HS) |
| 17 | Jessica Elder | P | R/L | 5-6 | Jr. | Cedar Park, TX (Howard College) |
| 14 | Hannah Gerecke | OF | R/R | 5-7 | Fr. | La Grange, TX (La Grange HS) |
| 18 | Danielle Gregory | OF | R/R | 5-7 | Jr. | Winnsboro, TX (McLennan CC) |
| 5 | Kay Kay Hayter | UT | L/R | 5-6 | Fr. | Garrison, TX (Garrison HS) |
| 21 | Rhylie Makawe | UT | R/R | 5-5.5 | Fr. | Aledo, TX (Aledo HS) |
| 22 | Lauren Miller | IF | R/R | 5-11 | So. | Blanchard, OK (East Central University) |
| 3 | Harley Perella | UT | R/R | 5-5 | Fr. | Frisco, TX (Heritage HS) |
| 9 | Kelli Schkade | IF | R/R | 5-7 | Jr. | Albany, TX (Missouri) |
| 4 | Bailey Thompson | OF | L/R | 5-4 | Fr. | Edmond, OK (Deer Creek HS) |
| 15 | Stacey Underwood | P | R/R | 5-10 | Jr. | Hico, TX (McLennan CC) |
| 23 | Bryana Wade | C | R/R | 5-8 | Sr. | Choctaw, OK (Mount St. Mary HS) |
| 8 | Casady Webb | UT | R/R | 5-4 | Fr. | Davis, OK (Davis HS) |
| 11 | Karly Williams | UT | R/R | 5-7 | Sr. | Castroville, TX (Medina Valley HS) |

COACHING STAFF

Head Coach:

Tracey Kee (East Carolina, '90)
Third Year at North Texas
(734-415 record as head coach/19th season)

Associate Head Coach:

Natalie Kozlowski, Second Year (Hofstra, '92)

Assistant Coach:


Christina Merrida (East Carolina, '11)

Volunteer Assistant Coach:

Greg Higginbotham (North Texas '13)

PRONUNCIATION GUIDE

| | |
|-------------------|---------------------------------------|
| Makenzi Dawson | Muh-ken-zee |
| Hannah Gerecke | Hannah Ger-ky (rhymes with jerky) |
| Kay Kay Hayter | Kay Kay High-ter |
| Rhylie Makawe | Rye-lee Ma-KA-wee |
| Harley Perella | Har-Lee PUH-rel-la |
| Kelli Schkade | Kelli Scott-y |
| Bryana Wade | Bree-ah-na Wade |
| Casady Webb | Cas-uh-dee Webb |
| Natalie Kozlowski | Natalie Koz-low (rhymes with ow)-skee |
| Christina Merrida | Christina Mara-duh |




3 • Harley Perella
Fr. | UTIL | R/R
Frisco, Texas



4 • Bailey Thompson
Fr. | OF | L/R
Edmond, Okla.



5 • Kay Kay Hayter
Fr. | UTIL | L/R
Aledo, Texas



8 • Casady Webb
Fr. | UTIL | R/R
Davis, Okla.



9 • Kelli Schkade
Sr. | IF | R/R
Albany, Texas



10 • Lauren Craine
Fr. | P | R/R
Aledo, Texas



11 • Karly Williams
Sr. | UTIL | R/R
Castroville, Texas




12 • Makenzi Dawson
Fr. | IF | L/R
Robinson, Texas



14 • Hannah Gerecke
Fr. | OF | R/R
La Grange, Texas




15 • Stacey Underwood
Sr. | P | R/R
Hico, Texas



17 • Jessica Elder
Jr. | P | R/L
Cedar Park, Texas



18 • Danielle Gregory
Jr. | OF | R/R
Winnsboro, Texas



21 • Rhylie Makawe
Fr. | UTIL | R/R
Aledo, Texas



22 • Lauren Miller
So. | P | R/R
Blanchard, Okla.



23 • Bryana Wade
Sr. | C | R/R
Choctaw, Okla.



Tracey Kee
Head Coach
Third Season



Natalie Kozlowski
Associate Head Coach
Second Season



Christina Merrida
Assistant Coach
Second Season



Greg Higginbotham
Volunteer Asst. Coach
First Season

2015 IN REVIEW

North Texas advanced to the Conference USA Tournament for the second straight year, upsetting No. 7 Baylor on the road in Waco, the highest-ranked team that the Mean Green have defeated in program history and just their second-ever top-25 win.

North Texas finished 19-31 with an 11-12 record in Conference USA play, earning the No. 7 seed in the Conference USA Tournament, where the Mean Green bowed out in the first round with a 5-0 loss to No. 2 seed FAU.

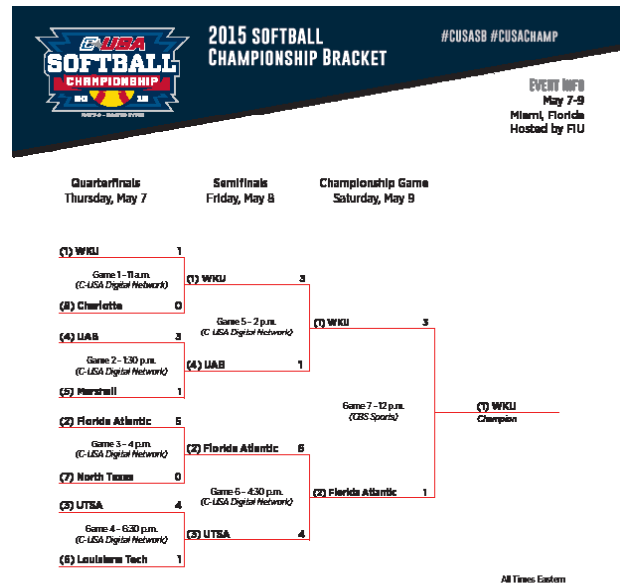
Under Kee's tutelage, North Texas placed Kat Strunk on the first team All-Conference USA team and Taylor Schoblocher on the third-team All-South Region team. Schoblocher also earned Amateur Softball Association/USA Softball National Player of the Week honors, the program's first national award, after hitting six home runs and driving in 12 runs during the opening weekend of the season.

Schoblocher and Strunk were also the bookends for Conference USA Players of the Week, with Schoblocher earning the honor for the first week of the season and Strunk earning the honor for the last week of the season.

As a team, North Texas set several individual and team records. The Mean Green fielded at .978 clip and committed just 30 errors, the best marks in school history.

Individually, Schoblocher hit .389 for the season with 17 home runs and 120 total bases, the second-best marks in school history. Her .477 on-base percentage and .833 slugging percentage were the best in school history.

Strunk hit .359 for the season with 13 home runs, the fifth-best and fourth-best marks, respectively, in school history. Dani Hoff also tied for the best field percentage in school history, posting a .997 mark, recording 297 putouts with 18 assists and just one error.



West

| Team | C-USA | | | | Overall | | | | Last 10 | Streak |
|---------------|-------|----|---|------|---------|----|---|------|---------|--------|
| | W | L | T | Pct | W | L | T | Pct | | |
| UTSA | 16 | 7 | 0 | .696 | 36 | 18 | 0 | .667 | 6-4 | L 1 |
| UAB | 15 | 7 | 0 | .682 | 32 | 19 | 0 | .627 | 6-4 | L 1 |
| LA Tech | 12 | 9 | 0 | .571 | 31 | 19 | 0 | .620 | 5-5 | L 4 |
| North Texas | 11 | 12 | 0 | .478 | 19 | 31 | 0 | .380 | 3-7 | L 1 |
| UTEP | 9 | 15 | 0 | .375 | 14 | 39 | 0 | .264 | 1-9 | L 6 |
| Southern Miss | 3 | 21 | 0 | .125 | 18 | 34 | 0 | .346 | 2-8 | L 7 |

East

| Team | C-USA | | | | Overall | | | | Last 10 | Streak |
|------------------|-------|----|---|------|---------|----|---|------|---------|--------|
| | W | L | T | Pct | W | L | T | Pct | | |
| WKU | 16 | 5 | 0 | .762 | 36 | 14 | 0 | .720 | 7-3 | L 2 |
| Florida Atlantic | 16 | 7 | 0 | .696 | 39 | 19 | 1 | .669 | 7-3 | L 1 |
| Marshall | 14 | 8 | 0 | .636 | 35 | 15 | 0 | .700 | 6-4 | L 2 |
| Charlotte | 10 | 13 | 0 | .435 | 24 | 27 | 0 | .471 | 3-7 | L 2 |
| FIU | 10 | 14 | 0 | .417 | 30 | 24 | 0 | .556 | 4-6 | W 1 |
| Middle Tennessee | 5 | 19 | 0 | .208 | 22 | 29 | 0 | .431 | 5-5 | L 1 |

2015 IN REVIEW

Overall Hitting Statistics

| Player | AVG | GP-GS | AB | R | H | 2B | 3B | HR | RBI | TB | SLG% | BB | HBP | SO | GDP | OB% | SF | SH | SB-ATT | PO | A | E | FLD% |
|---------------------|-------------|-----------|-------------|------------|------------|-----------|----------|-----------|------------|------------|-------------|------------|-----------|------------|----------|-------------|-----------|-----------|--------------|------------|------------|-----------|-------------|
| SCHOBLOCHER, Taylor | .389 | 50-48 | 144 | 36 | 56 | 7 | 3 | 17 | 42 | 120 | .833 | 25 | 2 | 16 | 2 | .477 | 3 | 0 | 1-1 | 67 | 4 | 2 | .973 |
| STRUNK, Kat | .359 | 50-50 | 153 | 37 | 55 | 8 | 1 | 13 | 40 | 104 | .680 | 16 | 1 | 20 | 0 | .421 | 1 | 4 | 2-2 | 115 | 7 | 1 | .992 |
| HOFF, Danielle | .329 | 50-50 | 158 | 17 | 52 | 5 | 0 | 1 | 15 | 60 | .380 | 10 | 0 | 9 | 0 | .367 | 1 | 3 | 2-3 | 297 | 18 | 1 | .997 |
| LAND, Mallory | .276 | 50-50 | 145 | 25 | 40 | 10 | 0 | 3 | 21 | 59 | .407 | 11 | 8 | 11 | 0 | .358 | 1 | 4 | 6-6 | 58 | 75 | 6 | .957 |
| SMITH, Shelbie | .259 | 36-25 | 81 | 8 | 21 | 1 | 0 | 4 | 14 | 34 | .420 | 2 | 1 | 24 | 1 | .286 | 0 | 4 | 1-1 | 55 | 9 | 2 | .970 |
| SCHKADE, Kelli | .250 | 50-50 | 152 | 31 | 38 | 5 | 1 | 3 | 16 | 54 | .355 | 14 | 5 | 21 | 0 | .328 | 3 | 3 | 12-14 | 96 | 82 | 4 | .978 |
| WADE, Bryana | .250 | 36-35 | 72 | 13 | 18 | 2 | 0 | 6 | 20 | 38 | .528 | 18 | 0 | 28 | 0 | .391 | 2 | 8 | 1-1 | 74 | 10 | 3 | .966 |
| BARKER, Sarah | .246 | 36-21 | 65 | 6 | 16 | 2 | 1 | 0 | 8 | 20 | .308 | 8 | 1 | 18 | 0 | .333 | 1 | 2 | 0-2 | 16 | 1 | 0 | 1.000 |
| FERRELL, Spencer | .207 | 44-40 | 116 | 19 | 24 | 5 | 2 | 1 | 8 | 36 | .310 | 12 | 0 | 14 | 0 | .281 | 0 | 1 | 3-6 | 61 | 10 | 1 | .986 |
| BEARDSLEY, Jennifer | .181 | 39-27 | 72 | 12 | 13 | 0 | 0 | 0 | 4 | 13 | .181 | 8 | 0 | 13 | 0 | .263 | 0 | 0 | 4-5 | 7 | 0 | 3 | .700 |
| SCHKADE, Jami | .167 | 16-8 | 18 | 3 | 3 | 1 | 0 | 0 | 3 | 4 | .222 | 1 | 0 | 2 | 0 | .211 | 0 | 0 | 1-2 | 7 | 8 | 2 | .882 |
| WILLIAMS, Karly | .165 | 47-45 | 115 | 12 | 19 | 3 | 1 | 1 | 14 | 27 | .235 | 9 | 2 | 23 | 2 | .234 | 2 | 9 | 2-4 | 100 | 64 | 3 | .982 |
| ----- | | | | | | | | | | | | | | | | | | | | | | | |
| GRIMES, Kenzie | .000 | 29-5 | 5 | 0 | 0 | 0 | 0 | 0 | 0 | 0 | .000 | 0 | 0 | 3 | 1 | .000 | 0 | 0 | 0-0 | 1 | 21 | 2 | .917 |
| TIERNEY, Madison | .000 | 7-0 | 4 | 2 | 0 | 0 | 0 | 0 | 0 | 0 | .000 | 0 | 0 | 2 | 0 | .000 | 0 | 0 | 0-0 | 0 | 0 | 0 | .000 |
| UNDERWOOD, Stacey | .000 | 15-9 | 0 | 0 | 0 | 0 | 0 | 0 | 0 | 0 | .000 | 0 | 0 | 0 | 0 | .000 | 0 | 0 | 0-0 | 1 | 10 | 0 | 1.000 |
| GARCIA, Monique | .000 | 30-21 | 0 | 0 | 0 | 0 | 0 | 0 | 0 | 0 | .000 | 0 | 0 | 0 | 0 | .000 | 0 | 0 | 0-0 | 5 | 23 | 0 | 1.000 |
| THOMPSON, Madison | .000 | 28-16 | 0 | 0 | 0 | 0 | 0 | 0 | 0 | 0 | .000 | 0 | 0 | 0 | 0 | .000 | 0 | 0 | 0-0 | 2 | 23 | 0 | 1.000 |
| Totals | .273 | 50 | 1300 | 221 | 355 | 49 | 9 | 49 | 205 | 625 | .438 | 134 | 20 | 204 | 6 | .347 | 14 | 38 | 35-47 | 962 | 365 | 30 | .978 |
| Opponents | .322 | 50 | 1321 | 279 | 426 | 79 | 5 | 62 | 258 | 701 | .531 | 162 | 31 | 115 | 4 | .405 | 15 | 35 | 35-45 | 991 | 419 | 58 | .960 |

LOB - Team (294), Opp (323). DPs turned - Team (6), Opp (11). IBB - Team (3), Opp (7).

Overall Pitching Statistics

| Player | ERA | W-L | APP | GS | CG | SHO | SV | IP | H | R | ER | BB | SO | 2B | 3B | HR | AB | B/Avg. | WP | HBP | BK | SFA | SHA |
|------------------|-------------|--------------|-----------|-----------|-----------|------------|----------|--------------|------------|------------|------------|------------|------------|-----------|----------|-----------|-------------|-------------|-----------|-----------|-----------|-----------|-----------|
| UNDERWOOD, S | 3.99 | 8-7 | 28 | 16 | 4 | 1/1 | 1 | 93.0 | 128 | 57 | 53 | 36 | 22 | 19 | 2 | 15 | 683 | .332 | 2 | 6 | 0 | 3 | 13 |
| TIERNEY, Madison | 4.68 | 5-5 | 26 | 4 | 0 | 0/0 | 3 | 61.1 | 75 | 50 | 41 | 41 | 36 | 13 | 0 | 11 | 307 | .295 | 2 | 5 | 0 | 1 | 2 |
| GARCIA, Monique | 5.95 | 3-14 | 30 | 21 | 4 | 0/2 | 2 | 117.2 | 138 | 105 | 100 | 100 | 61 | 30 | 3 | 30 | 137 | .302 | 7 | 12 | 6 | 8 | 16 |
| THOMPSON, M | 7.77 | 3-5 | 15 | 9 | 4 | 1/1 | 1 | 48.2 | 85 | 67 | 54 | 54 | 29 | 17 | 0 | 6 | 244 | .378 | 5 | 8 | 5 | 3 | 4 |
| Totals | 5.41 | 19-31 | 50 | 50 | 12 | 4/2 | 7 | 320.2 | 426 | 279 | 248 | 162 | 115 | 79 | 5 | 62 | 1321 | .322 | 16 | 31 | 11 | 15 | 35 |
| Opponents | 3.62 | 31-19 | 50 | 50 | 19 | 7/1 | 6 | 330.1 | 355 | 221 | 171 | 134 | 204 | 49 | 9 | 49 | 1300 | .273 | 16 | 20 | 1 | 14 | 38 |

PB - Team (8), Wade 5, Smith, S. 3, Opp (5). SBA/ATT - Wade (18-23), Smith, S. (17-22), Garcia, M. (15-19), Thompson (10-12), Grimes, K (8-9), Underwood, S (2-5).

Conference USA Batting Statistics

| Player | AVG | GP-GS | AB | R | H | 2B | 3B | HR | RBI | TB | SLG% | BB | HBP | SO | GDP | OB% | SF | SH | SB-ATT | PO | A | E | FLD% |
|---------------------|-------------|-----------|------------|------------|------------|-----------|----------|-----------|------------|------------|-------------|-----------|-----------|------------|----------|-------------|----------|-----------|--------------|------------|------------|-----------|-------------|
| STRUNK, Kat | .408 | 23-23 | 71 | 22 | 29 | 5 | 1 | 8 | 25 | 60 | .845 | 8 | 1 | 10 | 0 | .469 | 1 | 2 | 2-2 | 58 | 6 | 1 | .985 |
| HOFF, Danielle | .361 | 23-23 | 72 | 10 | 26 | 0 | 0 | 1 | 4 | 29 | .403 | 7 | 0 | 4 | 0 | .418 | 0 | 2 | 2-3 | 138 | 17 | 1 | .993 |
| SMITH, Shelbie | .300 | 19-16 | 50 | 7 | 15 | 1 | 0 | 4 | 14 | 28 | .560 | 0 | 1 | 13 | 0 | .314 | 0 | 4 | 1-1 | 27 | 5 | 1 | .970 |
| FERRELL, Spencer | .291 | 20-19 | 55 | 10 | 16 | 3 | 1 | 1 | 8 | 24 | .436 | 5 | 0 | 8 | 0 | .350 | 0 | 1 | 3-5 | 30 | 3 | 1 | .971 |
| LAND, Mallory | .269 | 23-23 | 67 | 13 | 18 | 5 | 0 | 1 | 11 | 26 | .388 | 6 | 3 | 6 | 0 | .351 | 1 | 3 | 2-2 | 31 | 39 | 4 | .946 |
| SCHOBLOCHER, Taylor | .254 | 23-23 | 67 | 18 | 17 | 1 | 1 | 8 | 18 | 44 | .657 | 16 | 1 | 11 | 1 | .405 | 0 | 0 | 1-1 | 31 | 4 | 2 | .946 |
| BEARDSLEY, Jennifer | .250 | 17-10 | 32 | 7 | 8 | 0 | 0 | 0 | 4 | 8 | .250 | 5 | 0 | 4 | 0 | .351 | 0 | 0 | 3-4 | 0 | 0 | 1 | .000 |
| SCHKADE, Kelli | .232 | 23-23 | 69 | 14 | 16 | 3 | 0 | 2 | 9 | 25 | .362 | 5 | 4 | 12 | 0 | .313 | 2 | 2 | 7-7 | 47 | 37 | 1 | .988 |
| WADE, Bryana | .192 | 13-13 | 26 | 6 | 5 | 0 | 0 | 3 | 8 | 14 | .538 | 8 | 0 | 9 | 0 | .371 | 1 | 4 | 1-1 | 26 | 4 | 0 | 1.000 |
| WILLIAMS, Karly | .155 | 22-22 | 58 | 3 | 9 | 2 | 1 | 0 | 3 | 13 | .224 | 4 | 0 | 13 | 1 | .203 | 2 | 4 | 0-1 | 58 | 30 | 1 | .989 |
| BARKER, Sarah | .148 | 15-10 | 27 | 3 | 4 | 0 | 1 | 0 | 1 | 6 | .222 | 4 | 1 | 8 | 0 | .281 | 0 | 1 | 0-1 | 8 | 1 | 0 | 1.000 |
| ----- | | | | | | | | | | | | | | | | | | | | | | | |
| GRIMES, Kenzie | .000 | 13-1 | 3 | 0 | 0 | 0 | 0 | 0 | 0 | 0 | .000 | 0 | 0 | 3 | 0 | .000 | 0 | 0 | 0-0 | 0 | 12 | 0 | 1.000 |
| SCHKADE, Jami | .000 | 5-1 | 3 | 0 | 0 | 0 | 0 | 0 | 0 | 0 | .000 | 0 | 0 | 2 | 0 | .000 | 0 | 0 | 0-0 | 1 | 3 | 0 | 1.000 |
| THOMPSON, Madison | .000 | 3-2 | 0 | 0 | 0 | 0 | 0 | 0 | 0 | 0 | .000 | 0 | 0 | 0 | 0 | .000 | 0 | 0 | 0-0 | 0 | 4 | 0 | 1.000 |
| GARCIA, Monique | .000 | 15-12 | 0 | 0 | 0 | 0 | 0 | 0 | 0 | 0 | .000 | 0 | 0 | 0 | 0 | .000 | 0 | 0 | 0-0 | 4 | 13 | 0 | 1.000 |
| UNDERWOOD, Stacey | .000 | 14-9 | 0 | 0 | 0 | 0 | 0 | 0 | 0 | 0 | .000 | 0 | 0 | 0 | 0 | .000 | 0 | 0 | 0-0 | 1 | 8 | 0 | 1.000 |
| Totals | .272 | 23 | 600 | 113 | 163 | 20 | 5 | 28 | 105 | 277 | .462 | 68 | 11 | 103 | 2 | .353 | 7 | 23 | 22-28 | 460 | 176 | 13 | .980 |
| Opponents | .307 | 23 | 612 | 107 | 188 | 36 | 2 | 24 | 103 | 300 | .490 | 61 | 13 | 46 | 3 | .379 | 6 | 20 | 7-12 | 460 | 196 | 30 | .956 |

LOB - Team (136), Opp (145). DPs turned - Team (4), Opp (4). IBB - Team (3), Opp (5).

Conference USA Pitching Statistics

| Player | ERA | W-L | APP | GS | CG | SHO | SV | IP | H | R | ER | BB | SO | 2B | 3B | HR | AB | B/Avg. | WP | HBP | BK | SFA | SHA |
|------------------|-------------|--------------|-----------|-----------|----------|------------|----------|--------------|------------|------------|-----------|-----------|------------|-----------|----------|-----------|------------|-------------|----------|-----------|----------|----------|-----------|
| GRIMES, Kenzi | 1.58 | 5-0 | 11 | 0 | 0 | 0/0 | 2 | 26.2 | 24 | 8 | 6 | 12 | 4 | 3 | 0 | 3 | 683 | .235 | 1 | 2 | 0 | 0 | 2 |
| UNDERWOOD, S | 3.11 | 4-3 | 14 | 9 | 2 | 1/1 | 1 | 45.0 | 65 | 21 | 20 | 17 | 10 | 7 | 1 | 4 | 683 | .342 | 1 | 3 | 0 | 0 | 5 |
| GARCIA, Monique | 5.46 | 2-7 | 15 | 12 | 2 | 0/1 | 0 | 68.0 | 74 | 56 | 53 | 25 | 28 | 18 | 1 | 16 | 137 | .288 | 4 | 6 | 0 | 3 | 11 |
| THOMPSON, M | 10.24 | 0-2 | 3 | 2 | 2 | 0/0 | 0 | 13.2 | 25 | 22 | 20 | 7 | 4 | 8 | 0 | 1 | 244 | .397 | 1 | 2 | 2 | 3 | 4 |
| Totals | 4.52 | 11-12 | 23 | 23 | 6 | 2/1 | 3 | 153.1 | 188 | 107 | 99 | 61 | 46 | 36 | 2 | 24 | 612 | .307 | 7 | 13 | 2 | 6 | 20 |
| Opponents | 4.15 | 12-11 | 23 | 23 | 8 | 4/1 | 2 | 153.1 | 163 | 113 | 91 | 68 | 103 | 20 | 5 | 28 | 600 | .272 | 9 | 11 | 1 | 7 | 23 |

PB - Team (3), Smith, S. 2, Wade, 1, Opp (1). SBA/ATT - Smith, S. (6-10), Garcia, M. (5-8), Underwood, S. (1-3), Wade (1-2), Thompson (1-1).



NORTH TEXAS

2016 SOFTBALL

YOUR TEAM. YOUR GREEN.


| | | | | | | | | | | | | | | |
|----------|---------|---|----------|-------------|---|----------|-------------|---|--|--------|---|-----------|---------|---|
| FEBRUARY | 12 |  | FEBRUARY | 12 |  | FEBRUARY | 13 |  | FEBRUARY | 13 |  | FEBRUARY | 13 |  |
| FEBRUARY | 19 |  | FEBRUARY | 19 |  | FEBRUARY | 20 |  | FEBRUARY | 27, 28 |  | FEBRUARY | 27, 28 |  |
| MARCH | 3 |  | MARCH | 4, 5 |  | MARCH | 5, 6 |  | MARCH | 6 |  | MARCH | 9 |  |
| MARCH | 12, 13* |  | MARCH | 15 |  | MARCH | 19, 20* |  | MARCH | 22 |  | MARCH | 25, 26* |  |
| MARCH | 30 |  | APRIL | 2, 3* |  | APRIL | 6 |  | APRIL | 8, 9 |  | APRIL | 9, 10 |  |
| APRIL | 13 |  | APRIL | 16, 17* |  | APRIL | 23, 24* |  | APRIL | 27 |  | APRIL/MAY | 30, 1* |  |
| MAY | 7, 8* |  | MAY | 12, 13, 14* |  | MAY | 20, 21, 22* |  | GREEN DENOTES HOME WHITE DENOTES AWAY *CONFERENCE PLAY | | | | | |





MEANGREENSOFTBALL






2016 SOFTBALL CHAMPIONSHIP BRACKET
#CUSASB #CUSACHAMP

EVENT INFO
 May 11-14
 Denton, Texas
 Hosted by North Texas

| First Round Wednesday, May 11 | Quarterfinals Thursday, May 12 | Semifinals Friday, May 13 | Championship Saturday, May 14 |
|--|---|---|---|
| <p>No. 6 seed</p> <p>Game 1 (C-USA Digital Network)</p> <p>No. 7 seed</p> <p>Game 2 (C-USA Digital Network)</p> <p>No. 8 seed</p> | <p>No. 2 seed</p> <p>Game 5 (C-USA Digital Network)</p> <p>No. 3 seed</p> <p>Game 3 (C-USA Digital Network)</p> <p>No. 1 seed</p> <p>Game 6 (C-USA Digital Network)</p> <p>No. 4 seed</p> <p>Game 4 (C-USA Digital Network)</p> | <p>Game 8 - 2:30 p.m. (C-USA Digital Network)</p> <p>Loser of Game 5</p> <p>Game 7 - 12 p.m. (C-USA Digital Network)</p> <p>Loser of Game 6</p> | <p>Game 9 - 5 p.m. (C-USA Digital Network)</p> <p>Loser of Game 8</p> <p>Game 10 (CBS Sports Network)</p> <p style="text-align: center;">Champion</p> |

Game times for the First Round will be 12 p.m., 2:30 p.m., 5 p.m., and 7:30 p.m. Central.

The quarterfinals will be played at 2 p.m. and 4:30 p.m. Central.



CONFERENCEUSA.COM @CUSASB