

# NORTH TEXAS



## 2016 SOFTBALL NOTES



NORTH TEXAS SOFTBALL CONTACT: AUSTIN MILLER | CELL PHONE: 770-375-0171 | OFFICE PHONE: 940-565-3671 | EMAIL: AUSTIN.MILLER@UNT.EDU

### 2016 SCHEDULE/RESULTS

DATE	OPPONENT	RESULT/TIME
Feb. 12	at #16 Arizona - ^	L, 9-1 (6)
	vs. Nebraska-Omaha - ^	W, 11-3 (5)
Feb. 13	vs. UC Santa Barbara - ^	L, 6-3
	vs. Southern Utah - ^	W, 6-5
Feb. 14	vs. Purdue - ^	L, 6-1
Feb. 19	vs. Northwestern State - &	W, 9-5
	vs. Liberty - &	L, 1-0
Feb. 20	at #19 Baylor - &	W, 7-5 (9)
	vs. Liberty - &	W, 1-0
Feb. 21	at #19 Baylor - &	W, 7-6 (8)
Feb. 27	SAM HOUSTON STATE - %	W, 5-2
	CREIGHTON - %	W, 11-1 (5)
Feb. 28	CREIGHTON - %	L, 5-4 (8)
	SAM HOUSTON STATE - %	L, 5-4
Mar. 4	UT MARTIN - \$	W, 8-4
Mar. 5	NICHOLLS STATE - \$	W, 2-1
	UT MARTIN - \$	W, 5-3
Mar. 6	NICHOLLS STATE - \$	W, 3-2
	HOUSTON BAPTIST - \$	W, 15-1 (5)
Mar. 9	at Texas	PPD
Mar. 12	at UTSA* (DH)	L, 3-2 (8)/L, 8-6
Mar. 13	at UTSA	L, 5-1
Mar. 15	at Incarnate Word	W, 10-2 (5)
Mar. 19	MARSHALL* (DH)	L, 4-1/W, 7-1
Mar. 20	MARSHALL*	L, 9-5
Mar. 22	at Stephen F. Austin	W, 3-2
Mar. 25	at WKU* (DH)	L, 3-6 (8)/W, 9-4
Mar. 26	at WKU*	W, 9-6
Mar. 30	at #18 Baylor	L, 2-0
April 2	FIU* (DH)	L, 3-1/L, 6-0
April 3	FIU*	L, 12-3 (6)
April 6	UT ARLINGTON	W, 1-0 (8)
April 8	at Kansas - #	L, 1-0
April 9	vs. Georgia Tech - #	L, 8-4
April 9	at Kansas - #	L, 12-2 (5)
April 10	vs. Georgia Tech - #	W, 10-2 (5)
April 13	at #9 Oklahoma	L, 6-1
April 16	at Southern Miss* (DH)	1/3 p.m.
April 17	at Southern Miss*	1 p.m.
April 23	LOUISIANA TECH* (DH)	1/3 p.m.
April 24	LOUISIANA TECH*	1/3 p.m.
April 27	TEXAS TECH (DH)	1/3 p.m.
April 30	at UTEP* (DH)	2/4 p.m.
May 1	at UTEP*	2 p.m.
May 4	at Texas	5 p.m.
May 7	UAB* (DH)	1/3 p.m.
May 8	UAB*	1 p.m.
May 11-14	Conference USA Tournament	TBA

^ - Hillenbrand Invitational (Tucson, Ariz.)  
 & - Gettman Classic (Waco, Texas)  
 % - North Texas Invitational (Denton, Texas)  
 \$ - Mean Green Spring Fling (Denton, Texas)  
 # - Kansas Round Robin (Lawrence, Kan.)

\* - Conference USA game  
 HOME GAMES INDICATED IN BOLD AND CAPS  
 All times Central and subject to change



### NORTH TEXAS MEAN GREEN (20-20, 3-9 C-USA)

HEAD COACH: TRACEY KEE  
 AT NORTH TEXAS: 70-73  
 CAREER: 754-435-1

Dates: April 16-17

Opponent:  
Southern Miss Golden Eagles

Location:  
Hattiesburg, Mississippi

Venue:  
Southern Miss Softball Complex (1,000)

Series: North Texas leads 3-0

Last Meeting: North Texas won 3-0

Live Stats:  
SouthernMiss.com

Twitter Updates:  
@MeanGreenSB



### SOUTHERN MISS GOLDEN EAGLES (20-23, 7-8 C-USA)

HEAD COACH: WENDY HOGUE  
 AT SOUTHERN MISS: 38-57  
 CAREER: 411-209

### NORTH TEXAS WEEK SCHEDULE

April 13	at No. 9 Oklahoma (30-7)	live stats	Norman, Oklahoma	L, 6-1
April 16	at Southern Miss (20-22, 6-8 C-USA)	live stats	Hattiesburg, Mississippi	1 p.m.
April 16	at Southern Miss (20-22, 6-8 C-USA)	live stats	Hattiesburg, Mississippi	3 p.m.
April 17	at Southern Miss (20-22, 6-8 C-USA)	live stats	Hattiesburg, Mississippi	1 p.m.

### NORTH TEXAS QUICK HITS

- At the halfway mark of Conference USA play, North Texas sits in 12th place of 12 teams with a league record of 3-9. The top eight teams in the standings advance to the Conference USA Tournament in Denton.
- North Texas wraps up an eight-game road swing and returns to Conference USA play with a three-game series at Southern Miss, beginning Saturday. The Mean Green are coming off a 2-4 nonconference stretch.
- Kelli Schkade leads Conference USA and ranks 24th nationally with 12 home runs. She also leads C-USA in slugging (.800), ranks second in batting average (.415) and ranks third in on-base percentage (.497).
- After a 6-4 start that included a pair of wins over nationally-ranked Baylor and a tournament title at the Gettman Classic, the North Texas softball team received votes in one of the national polls for the first time in school history. North Texas received two votes in the USA Today/NFCA Division I softball coaches poll.
- North Texas garnered 41 points and was picked to finish 10th of 12 teams in the Conference USA preseason poll. Florida Atlantic, with nine first-place votes and 141 of a maximum 144 points, was tabbed as the favorite.

### 2016 MEAN GREEN

#### BATTING

No.	Name	Pos.	Yr.	B/T	GP-GS	AVG	R	RBI	Notes
3	Harley Perella	UTIL	Fr.	R/R	40-39	.347	19	25	Tallied career-high four hits vs. GT
4	Bailey Thompson	OF	Fr.	L/R	40-39	.283	19	5	Scored game-winning run vs. UTA
5	Kay Kay Hayter	UTIL	Fr.	L/R	21-10	.286	4	2	Had first multi-hit game vs. No. 21 Baylor
8	Casady Webb	UTIL	Fr.	R/R	27-18	.109	8	5	Started four games at C, two games at 2B
9	Kelli Schkade	IF	Jr.	R/R	40-40	.415	41	36	Had a school-record 19-game hit streak
11	Karly Williams	UTIL	Sr.	R/R	40-40	.291	18	23	Tallied career-high four hits at UTSA
12	Makenzi Dawson	IF	Fr.	L/R	38-36	.255	13	8	Leads team with 11 SB in 13 attempts
14	Hannah Gerecke	OF	Fr.	R/R	23-8	.167	4	1	Went 3-for-3 in series finale vs. FIU
18	Danielle Gregory	OF	Jr.	R/R	39-39	.347	25	13	Has 15 multi-hit games this season
21	Rhyllie Makawe	UTIL	Fr.	R/R	40-40	.280	14	22	Has started every game at first base
22	Lauren Miller	INF	So.	R/R	25-15	.159	4	4	Hit a solo home run for first career hit
23	Bryana Wade	C	Sr.	R/R	36-36	.239	12	16	Thrown out 15 of 30 runners this year

#### PITCHING

No.	Name	Pos.	Yr.	W-L	ERA	IP	BB	SO	Notes
10	Lauren Craine	RHP	Fr.	1-3	5.10	34.1	11	10	Worked career-long 5.0 IP at WKU
15	Stacey Underwood	RHP	Jr.	6-10	4.31	99.0	32	55	Leads the team in strikeouts
17	Jessica Elder	LHP	Jr.	13-7	3.37	130.2	32	47	Tossed CG shutout in 1-0 win over UTA

### North Texas Quick Facts

**Founded:** 1890  
**Location:** Denton, Texas  
**Enrollment:** 36, 221  
**President:** Dr. Neal Smatresk  
**Nickname:** Mean Green  
**Colors:** Green and White  
**Affiliation:** Division I-A  
**Conference:** Conference USA  
**Athletic Director:** Rick Villarreal

### Softball Staff

**Head Coach:** Tracey Kee (East Carolina '90)  
**Record at North Texas:** 70-73 (third season)  
**Overall Record:** 754-435-1 (18 seasons)  
**Associate Head Coach:** Natalie Kozlowski (second season)  
**Assistant Coach:** Christina Merrida (second season)  
**Volunteer Assistant Coach:** Greg Higginbotham (first season)  
**Athletic Trainer:** Alex Crawford  
**Softball Office Phone Number:** 940.369.7958

### Facility Information

**Home Field:** Lovelace Stadium  
**Capacity:** 371  
**Pressbox Phone:** 940.369.7777  
**Field Dimensions:** Left Field: 200 ft./Center Field: 220 ft./Right Field: 200 ft.  
**Outfield Fence Height:** 6 ft  
**Record at Lovelace Stadium:** 129-99-1 (nine seasons)

### Softball History

**First Era of Softball:** 1985-88  
**Record:** 37-136  
**First Year in New Era:** 2004  
**Record in New Era:** 311-403-1  
**All-Time Record:** 348-539-1

### 2016 Preview

**2015 Record:** 19-31  
**2015 Conference USA Record:** 11-12 (seventh place in regular season)  
**Conference Tournament Finish:** Tied for fifth  
**Letterwinners Returning/Lost:** 4/13  
**Starters Returning/Lost:** 3/5  
**Pitchers Returning/Lost:** 1/3  
**Newcomers:** 11

### Media Relations Office

**SID:** Austin Miller  
**Office phone:** 940.565.3671  
**Cell phone:** 770.375.0171  
**Email:** Austin.Miller@unt.edu  
**Web Site:** www.meangreensports.com  
**Mailing Address:** North Texas Athletic Department  
 1155 Union Circle #311397  
 Denton, TX 76203  
**Delivery Address:** 1251 South Bonnie Brae  
 Shipping Dock - Denton, TX 76207



**Facebook** www.facebook.com/MeanGreenSB  
**Twitter** @MeanGreenSB  
**Instagram** MeanGreenSB

### ■ Leading Off

North Texas returns to Conference USA play this weekend, traveling to Hattiesburg for a three-game series at Southern Miss, beginning with a doubleheader Saturday. The Mean Green are coming off a six-game non-conference stretch, during which they went 2-4, picking up wins over UT Arlington and Georgia Tech. North Texas completed the stretch with a 6-1 loss at No. 9 Oklahoma, coming up short in the upset bid, as the Sooners erased a 1-0 deficit with a six-run fifth inning. North Texas is 3-0 all-time against Southern Miss, sweeping the weekend series 3-0 in Denton this past season.

### ■ Halfway Home In Conference Play

At the halfway mark of Conference USA play, North Texas sits in 12th place of 12 teams with a league record of 3-9. The top eight teams advance to the Conference USA Tournament, and North Texas is currently 2.5 games back of seventh-place teams FIU and Southern Miss, which both have a league record of 7-8. North Texas has conference home series remaining vs. Louisiana Tech (3-6 C-USA) and UAB (7-5 C-USA) and conference road series remaining at Southern Miss (7-8 C-USA) and UTEP (8-4 C-USA).

### ■ Schkade's Streak

Kelli Schkade recorded a hit in each of the first 19 games, setting the school record for the longest hitting streak. Her solo home run in the fourth inning against Sam Houston State on Feb. 28 broke the record. In addition to a hit in each of the first 19 games, she also had eight multi-hit games. During the 19-game stretch, she led the team in batting average (.431), home runs (8), RBI (23), as well as slugging percentage (.881) and total bases (59). She saw her hit streak come to an end, going 0-for-3 in the series opener against UTSA.



### 2016 Conference USA Softball



#### STANDINGS (as of Apr 13, 2016)

EAST										
Team	C-USA			Pct	Overall			Pct	Last 10	Streak
	W	L	T		W	L	T			
FLORIDA ATLANTIC	10	2	0	.833	33	7	0	.825	8-2	W 4
MARSHALL	6	6	0	.500	22	20	0	.524	3-7	W 2
WKU	6	6	0	.500	15	19	0	.441	4-6	W 3
FIU	7	8	0	.467	22	21	0	.512	4-6	W 1
CHARLOTTE	5	7	0	.417	24	17	0	.585	6-4	L 1
MIDDLE TENNESSEE	5	7	0	.417	22	19	0	.537	7-3	W 2

WEST										
Team	C-USA			Pct	Overall			Pct	Last 10	Streak
	W	L	T		W	L	T			
UTEP	8	4	0	.667	17	23	0	.425	5-5	L 3
UAB	7	5	0	.583	17	23	0	.425	6-4	L 2
UTSA	8	7	0	.533	16	25	0	.390	4-6	W 2
SOUTHERN MISS	7	8	0	.467	20	23	0	.465	4-6	L 1
LOUISIANA TECH	3	6	0	.333	21	15	0	.583	4-6	L 2
NORTH TEXAS	3	9	0	.250	20	20	0	.500	2-8	L 1

### 2016 ROSTER

No.	Name	Ht.	Yr.	Pos.	B/T	Hometown/Previous School
10	Lauren Craine	5-7	Fr.	P	R/R	Aledo, TX (Aledo HS)
12	Makenzi Dawson	5-8	Fr.	IF	L/R	Robinson, TX (Robinson HS)
17	Jessica Elder	5-6	Jr.	P	R/L	Cedar Park, TX (Howard College)
14	Hannah Gerecke	5-7	Fr.	OF	R/R	La Grange, TX (La Grange HS)
18	Danielle Gregory	5-7	Jr.	OF	R/R	Winnsboro, TX (McLennan CC)
5	Kay Kay Hayter	5-6	Fr.	UT	L/R	Garrison, TX (Garrison HS)
21	Rhyllie Makawe	5-5.5	Fr.	UT	R/R	Aledo, TX (Aledo HS)
22	Lauren Miller	5-11	So.	IF	R/R	Blanchard, OK (East Central University)
3	Harley Perella	5-5	Fr.	UT	R/R	Frisco, TX (Heritage HS)
9	Kelli Schkade	5-7	Jr.	IF	R/R	Albany, TX (Missouri)
4	Bailey Thompson	5-4	Fr.	OF	L/R	Edmond, OK (Deer Creek HS)
15	Stacey Underwood	5-10	Jr.	P	R/R	Hico, TX (McLennan CC)
23	Bryana Wade	5-8	Sr.	C	R/R	Choctaw, OK (Mount St. Mary HS)
8	Casady Webb	5-4	Fr.	UT	R/R	Davis, OK (Davis HS)
11	Karly Williams	5-7	Sr.	UT	R/R	Castroville, TX (Medina Valley HS)



**CONFERENCE USA PRESEASON POLL ANNOUNCED**

Florida Atlantic, with nine first place votes and 141 of a maximum possible 144 points, has been tabbed as the favorite to take the 2016 Conference USA softball crown, as selected by the league's 12 head coaches. UAB's Caitlin Attfield, the reigning 2015 C-USA player of the year, was named the 2016 preseason player of the year. For the second-consecutive season, Florida Atlantic snagged preseason pitcher of the year honors, thanks to junior ace Kylee Hanson.

After finishing second to WKU in both regular season and tournament action a year ago, the Owls look poised to reload and get over the hump in 2016. Joan Joyce's squad returns 12 of 16 players from her 2015 roster, including a scary pitching duo of Hanson and Amanda Wilson, who shutout eventual national champion Florida through seven innings in the Gainesville regional last year.

Marshall, voted a close second in the poll, picked up two first place votes and landed a league-most four athletes on the preseason All-Conference USA squad. The Thundering Herd return a stock of talent including 2015 C-USA freshman of the year Elicia D'Orazio, Team USA member Morgan Zerkle and 33-game winner Jordan Dixon.

After nearly knocking off the eventual C-USA champion Lady Toppers in the semifinals in 2015, UAB is slated to challenge for this year's championship once again after being tabbed third in the preseason poll. Head coach Marla Townsend has the Blazers aimed at a return trip to the NCAA Tournament (2014), led by Conference USA preseason player of the year Attfield and preseason All-C-USA member Sara Beth Williamson, both of which earned first team honors at the conclusion of last season.

The 2016 Conference USA Championship is slated to take place May 11-14 at Lovelace Stadium, hosted by North Texas, in Denton, Texas. The league's top eight teams in the final regular season standings qualify for the tournament, with the first round being a single elimination format and the quarterfinals/semifinals being a double elimination format. The championship game will be televised live nationally by CBS Sports Networks.

**CONFERENCE USA  
PRESEASON POLL**

1. Florida Atlantic (9)
2. Marshall (2)
3. UAB
4. UTSA (1)
5. Louisiana Tech
6. FIU
7. Charlotte
8. WKU
9. UTEP
10. North Texas
11. Middle Tennessee
12. Southern Miss

**USA Today/NFCA Coaches Top 25  
WEEK 9**

Rank	Team	Record	Last Poll
1.	Florida (26)	38-3	2
2.	Michigan (3)	29-4	1
3.	Auburn (2)	37-4	3
4.	Alabama (1)	35-7	4
5.	Louisiana-Lafayette	32-3	5
6.	Oregon	32-6	6
7.	James Madison	34-3	7
8.	Florida State	31-4	9
9.	Washington	26-8	12
10.	Georgia	34-8	10
11.	LSU	29-11	8
12.	Oklahoma	30-7	14
13.	UCLA	24-11-1	13
14.	Kentucky	33-8	16
15.	Tennessee	31-10	17
16.	Texas A&M	31-9	11
17.	Arizona	28-12	18
18.	Missouri	26-10	15
19.	Notre Dame	28-6	20
20.	Baylor	32-10	19
21.	Minnesota	27-10	22
22.	Arizona State	27-13	21
23.	Fresno State	27-9-1	23
24.	Florida Atlantic	33-7	24
25.	USF	36-10	25

Others Receiving Votes: Cal State Fullerton, Nebraska, Ohio State, Texas, UCF, California, FIU, Utah

**ESPN.com/USA Softball Top 25  
WEEK 9**

Rank	Team	Record	Last Poll
1.	Florida (8)	38-3	3
2.	Auburn (5)	37-4	2
2.	Michigan (3)	29-4	1
4.	Alabama (3)	35-7	4
5.	Louisiana-Lafayette (1)	32-3	5
6.	Oregon	32-6	7
7.	James Madison	34-3	6
8.	Florida State	31-4	8
9.	Oklahoma	30-7	12
10.	Georgia	34-8	11
11.	Washington	26-8	12
12.	Kentucky	33-8	15
13.	LSU	29-11	9
14.	UCLA	24-11-1	15
15.	Texas A&M	31-9	10
16.	Arizona	28-12	17
17.	Tennessee	31-10	19
18.	Missouri	26-10	14
19.	Baylor	32-10	18
20.	Notre Dame	28-6	20
21.	Minnesota	27-10	22
22.	USF	36-10	23
23.	Ohio State	24-8-1	24
24.	Arizona State	27-13	21
25.	Fresno State	27-9-1	25

Others Receiving Votes: Nebraska, Florida Atlantic, Cal State Fullerton, Louisville, Texas, Ole Miss

**2016 C-USA SOFTBALL PRESEASON TEAM**

Player	School	Pos.	Class	Hometown
Kylee Hanson	Florida Atlantic	P	Jr.	Jupiter, Fla.
Jordan Dixon	Marshall	P	Jr.	Edmond, Okla.
Lexi Betancourt	Charlotte	P	Sr.	Garner, N.C.
Krysta Tutsch	Louisiana Tech	C	Sr.	Davenport, Iowa
Morgan Harris	Middle Tennessee	C	So.	Cookeville, Tenn.
Caitlin Attfield	UAB	IF	Sr.	Niagara Falls, N.Y.
Stephanie Teixeira	FIU	IF	Jr.	Miami, Fla.
Sara Beth Williamson	UAB	IF	Sr.	Gardendale, Ala.
Emily Lochten	Florida Atlantic	IF	So.	Lake Worth, Fla.
Elicia D'Orazio	Marshall	IF	So.	Clermont, Fla.
Morgan Zerkle	Marshall	OF	Jr.	Milton, W. Va.
Kendall Burton	UTSA	OF	So.	Missouri City, Texas
Kaelynn Greene	Marshall	OF	Sr.	Eastvale, Calif.
Christina Martinez	Florida Atlantic	OF	Sr.	Miami, Fla.
Kawehiokalani Netane	UTEP	DP/UT	Sr.	Orlando, Fla.

**2016 PRESEASON PLAYER OF THE YEAR**

Caitlin Attfield, UAB, Sr.

**2016 PRESEASON PITCHER OF THE YEAR**

Kylee Hanson, Florida Atlantic, Jr.

**MEAN GREEN CATEGORY LEADERS**

**BATTING AVERAGE**

Kelli Schkade.....	.415
Danielle Gregory.....	.347
Harley Perella.....	.347

**AT-BATS**

Kelli Schkade.....	130
Karly Williams.....	127
Harley Perella.....	124

**RUNS**

Kelli Schkade.....	41
Danielle Gregory.....	25
Harley Perella.....	19
Bailey Thompson.....	19

**HITS**

Kelli Schkade.....	54
Harley Perella.....	43
Danielle Gregory.....	41

**DOUBLES**

Kelli Schkade.....	12
Harley Perella.....	10
Karly Williams.....	9

**HOME RUNS**

Kelli Schkade.....	12
Rhylie Makawe.....	5
Karly Williams.....	5

**RBI**

Kelli Schkade.....	36
Harley Perella.....	25
Karly Williams.....	23

**TOTAL BASES**

Kelli Schkade.....	104
Harley Perella.....	65
Karly Williams.....	61

**ON BASE PERCENTAGE**

Kelli Schkade.....	.497
Danielle Gregory.....	.414
Harley Perella.....	.397

**SLUGGING PERCENTAGE**

Kelli Schkade.....	.800
Harley Perella.....	.524
Danielle Gregory.....	.483

**WINS**

Jessica Elder.....	13
--------------------	----

**EARNED RUN AVERAGE**

Jessica Elder.....	3.43
Stacey Underwood.....	4.11

**INNINGS PITCHED**

Jessica Elder.....	130.2
Stacey Underwood.....	99.0

**STRIKEOUTS**

Stacey Underwood.....	55
Jessica Elder.....	47

**OPPOSING BATTING AVERAGE**

Jessica Elder.....	.285
Stacey Underwood.....	.301

■ **Playing Them Close**

Through 40 games, North Texas has already played five extra-inning games and 11 one-run games, posting a 3-3 record in extra-inning games and a 7-5 record in one-run games. The most recent such game was a 1-0 loss to Kansas. North Texas has won four games in walk-off fashion and has also lost two games in walk-off fashion. Freshman first baseman Rhylie Makawe drove in the game-winning run to defeat Southern Utah 6-5, junior outfielder Danielle Gregory scored the game-winning run to defeat Liberty 1-0 and drove in the game-winning run to defeat nationally-ranked Baylor 7-6, and freshman third baseman Harley Perella drove in the game-winning run to defeat UT Arlington 1-0.

■ **Playing The Field**

The nation's fifth-best fielding team in 2015, North Texas is off to another great start, fielding at a .978 clip in 2016, the best mark in Conference USA and the fifth-best nationally, recording 792 putouts, 282 assists and just 24 errors in 1,098 fielding chances. Senior catcher Bryana Wade has also thrown out 15 of 30 runners who have attempted to steal a base this season.

■ **Honors Roll In For Schkade**

After a week of games at Stephen F. Austin and WKU that saw her lead North Texas in several offensive categories, including batting average (.571), on-base percentage (.667) and slugging percentage (.929), junior shortstop Kelli Schkade was recognized by the league office as the Conference USA Co-Player of the Week on March 28. It's the second Conference USA weekly honor for the Mean Green this season and the second of her career, earning the honor after the first week of play on February 15.

■ **Topping The Defending Champs**

Hitting, and specifically timely and significant hitting, proved to be the difference in the series at defending regular season and tournament champion Western Kentucky. After being limited to just five hits, tied for its third-lowest output of the season in the first game, a 6-3 loss in eight innings, North Texas bounced back with 15 hits in a 9-4 win in game two and 10 hits in a 9-6 win in the rubber game. In the first game, North Texas was 3-for-19 with runners on base, including 1-for-10 with runners in scoring position, and 1-for-10 with two outs. In the second and third games, North Texas was a combined 14-for-32 with runners on base, including 10-for-24 with runners in scoring position, and 7-for-17 with two outs.

■ **History Repeating**

With the weekend sweep of then-No. 21 Baylor, North Texas picked up its 10th and 11th win over nationally-ranked teams in school history, improving to 11-90 all-time against top-25 teams. North Texas has defeated multiple ranked teams in the same season for the third time in school history and the first time since 2011, when the Mean Green defeated three ranked teams. In addition, seven of the 11 wins over nationally-ranked teams have come against Baylor, including three in the last two seasons.

■ **Coming Through In the Clutch**

Timely hitting lifted North Texas to both of its wins over No. 21 Baylor. In the first game, North Texas scored four of their seven runs with two outs, including the game-tying runs in the sixth inning and what proved to be the game-winning runs in the ninth inning. In the second game, North Texas scored six of their seven runs with two outs in the inning, including the game-tying runs in the seventh inning and the game-winning run in the eighth inning.

■ **By The Rankings**

North Texas has played four ranked teams this season, winning twice at No. 21 Baylor, losing once at No. 13 Arizona, losing once at No. 19 Baylor, and losing once at No. 9 Oklahoma, moving to 11-92 all-time against top-25 opponents.

■ **Tracking The RPI**

North Texas checks in at No. 100 in this week's RPI rankings, the seventh-highest ranking among Conference USA teams. North Texas enters the week with a 4-8 record against RPI top 100 teams, including a 2-2 record against RPI top 25 teams, which includes two wins over No. 12 Baylor and a win each over No. 66 UT Arlington and No. 89 Northwestern State.

■ **Power-Five Competition**

North Texas has faced six of its eight power-five conference opponents this season, going 2-1 against Baylor, 1-1 against Georgia Tech, 0-2 against Kansas, and dropping one game each to No. 15 Arizona, Purdue and No. 9 Oklahoma. The Mean Green will face Texas Tech and Texas later in the season.

■ **NCAA Tournament Tested**

North Texas will face five 2015 NCAA Tournament teams in 2016, as the program pursues its first-ever NCAA Tournament appearance in its own right. NCAA Tournament teams from last season on the schedule include Super Regional participants in Arizona and Oklahoma, Western Kentucky from Conference USA, as well as Baylor and Texas from the Big 12 Conference.



**2016 North Texas Softball  
Overall Statistics for North Texas (as of Apr 14, 2016)  
(All games Sorted by Batting avg)**

Record: 20-20 Home: 9-7 Away: 6-9 Neutral: 5-4 C-USA: 3-9

Player	avg	gp-gs	ab	r	h	2b	3b	hr	rbi	tb	slg%	bb	hp	so	gdp	ob%	sf	sh	sb-att	po	a	e	fld%
9 SCHKADE, Kelli	.415	40-40	130	41	54	12	1	12	36	104	.800	19	3	11	0	.497	1	3	11-13	72	72	5	.966
18 GREGORY, Danielle	.347	39-39	118	25	41	6	2	2	13	57	.483	10	4	21	0	.414	1	5	7-11	70	4	3	.961
3 PERELLA, Harley	.347	40-39	124	19	43	10	0	4	25	65	.524	4	6	28	0	.393	1	1	6-8	29	50	5	.940
11 WILLIAMS, Karly	.291	40-40	127	18	37	9	0	5	23	61	.480	7	3	14	1	.341	1	9	8-9	99	65	2	.988
5 HAYTER, Kay Kay	.286	21-10	35	4	10	1	0	0	2	11	.314	0	1	8	0	.306	0	2	2-4	4	9	1	.929
4 THOMPSON, Bailey	.283	40-39	92	19	26	1	0	0	5	27	.293	9	2	17	0	.356	1	4	9-10	69	2	1	.986
21 MAKAWE, Rhylie	.280	40-40	107	14	30	6	0	5	22	51	.477	16	6	26	1	.397	2	6	3-4	238	14	4	.984
12 DAWSON, Makenzi	.255	38-36	106	13	27	1	0	0	8	28	.264	12	5	23	0	.358	0	6	11-13	48	2	1	.980
23 WADE, Bryana	.239	36-36	88	12	21	3	0	4	16	36	.409	17	1	22	0	.368	0	7	0-0	122	22	2	.986
14 GERECKE, Hannah	.167	23-8	24	4	4	0	0	0	1	4	.167	6	0	6	0	.333	0	4	3-3	12	1	0	1.000
22 MILLER, Lauren	.159	25-15	44	4	7	1	0	2	4	14	.318	5	1	11	1	.255	1	1	1-1	1	0	0	1.000
8 WEBB, Casady	.109	27-18	55	8	6	0	0	0	5	6	.109	8	0	16	0	.215	2	1	1-1	19	9	0	1.000
Totals	.291	40	1050	181	306	50	3	34	160	464	.442	113	32	203	3	.374	10	49	62-77	792	282	24	.978
Opponents	.301	40	1046	172	315	58	3	31	162	472	.451	75	33	112	5	.362	13	26	18-35	797	322	49	.988

LOB - Team (280), Opp (233). DPs turned - Team (10), Opp (12). IBB - Team (4), Schkade, K. 4, Opp (8). Picked off - Schkade, K. 1.

**(All games Sorted by Earned run avg)**

Player	era	w-l	app	gs	cg	sho	sv	ip	h	r	er	bb	so	2b	3b	hr	b/avg	wp	hp	bk	sfa	sha
17 ELDER, Jessica	3.37	13-7	29	19	9	1/1	0	130.2	144	74	63	32	47	31	3	15	.285	1	18	0	9	11
15 UNDERWOOD, Stacey	4.31	6-10	25	19	6	0/1	0	99.0	116	71	61	32	55	18	0	7	.301	8	14	2	4	13
10 CRAINE, Lauren	5.10	1-3	17	2	0	0/0	1	34.1	55	27	25	11	10	9	0	9	.355	2	1	0	0	2
Totals	3.95	20-20	40	40	15	2/1	1	264.0	315	172	149	75	112	58	3	31	.301	11	33	2	13	26
Opponents	4.03	20-20	40	40	18	4/3	3	265.2	306	181	153	113	203	50	3	34	.291	16	32	1	10	49

PB - Team (2), Wade 2, Opp (2). Pickoffs - Team (1), Wade 1, Opp (1). SBA/ATT - Wade (15-30), Underwood, S (9-17), Elder (6-12), Craine (3-6), Webb (2-4).

**2016 North Texas Softball  
Games Summary for North Texas (as of Apr 14, 2016)  
(All games)**

Score by innings	1	2	3	4	5	6	7	8	9	Total
North Texas	16	24	41	33	23	12	26	3	3	181
Opponents	22	19	28	28	34	25	9	6	1	172

Record when ...	Record	Record
Overall	20-20	After 4 leading
Conference	3-9	..... trailing
Non-Conference	17-11	..... tied
Home games	9-7	After 5 leading
Away games	6-9	..... trailing
Neutral site	5-4	..... tied
Day games	17-16	After 6 leading
Night games	3-4	..... trailing
vs Left starter	2-2	..... tied
vs Right starter	18-18	
1-Run games	7-5	Hit 0 home runs
2-Run games	2-3	... 1 home run
5+Run games	7-6	... 2+ home runs
Extra innings	3-3	
Shutouts	2-4	Opponent 0 home run
		..... 1 home run
		..... 2+ HRs
Scoring 0-2 runs	3-12	
..... 3-5 runs	4-7	
..... 6-9 runs	8-1	Made 0 errors
..... 10+ runs	5-0	..... 1 error
		..... 2+ errors
Opponent 0-2 runs	11-3	
..... 3-5 runs	7-6	Opp. made 0 errors
..... 6-9 runs	2-9	..... 1 error
..... 10+ runs	0-2	..... 2+ errors
Scored in 1st inning	6-4	Out-hit opponent
Opp. scored in 1st	5-8	Out-hit by opponent
Scores first	16-5	Hits are tied
Opp. scores first	4-15	

**2016 North Texas Softball  
Season Game Highs for North Texas (as of Apr 14, 2016)  
(All games)**

**TEAMGAMEHIGHS**

**Batting**

At bats:	35	-	vs Northwestern State (Feb 19, 2016 at Waco, Texas)
Runs scored:	15	-	vs Houston Baptist (Mar 06, 2016)
Hits:	16	-	vs Houston Baptist (Mar 06, 2016)
RBIs:	15	-	vs Houston Baptist (Mar 06, 2016)
Doubles:	6	-	vs Houston Baptist (Mar 06, 2016)
Triples:	1	-	vs Liberty (Feb 20, 2016 at Waco, Texas)
	1	-	vs Baylor (Feb 21, 2016)
	1	-	vs Sam Houston State (Feb 27, 2016)
Home runs:	4	-	vs Houston Baptist (Mar 06, 2016)
Total bases:	34	-	vs Houston Baptist (Mar 06, 2016)
Walks:	8	-	at Baylor (Feb 20, 2016)
Strikeouts:	11	-	vs Purdue (Feb 14, 2016 at Tucson, Ariz.)
Sac hits:	4	-	vs Creighton (Feb 28, 2016)
	4	-	at WKU (Mar 26, 2016)
Sac flies:	2	-	vs UC Santa Barbara (Feb 13, 2016 at Tucson, Ariz.)
Stolen bases:	4	-	(6 times )
Hit by pitch:	4	-	vs Georgia Tech (Apr 09, 2016 at Lawrence, Kan.)
Caught stealing:	2	-	vs UT Martin (Mar 04, 2016)
Runners LOB:	13	-	vs Georgia Tech (Apr 09, 2016 at Lawrence, Kan.)
Hit into DP:	2	-	vs Creighton (Feb 27, 2016)
	2	-	at UTSA (Mar 12, 2016)

**Fielding**

Putouts:	27	-	at Baylor (Feb 20, 2016)
Assists:	15	-	at Baylor (Feb 20, 2016)
Errors:	3	-	vs Baylor (Feb 21, 2016)
	3	-	vs Marshall (Mar 19, 2016)
	3	-	vs FIU (Apr 02, 2016)
Passed balls:	1	-	vs UC Santa Barbara (Feb 13, 2016 at Tucson, Ariz.)
	1	-	at Oklahoma (Apr 13, 2016)
DPs turned:	1	-	(10 times )

**Pitching**

Innings pitched:	9.0	-	at Baylor (Feb 20, 2016)
Runs allowed:	12	-	vs FIU (Apr 03, 2016)
	12	-	at Kansas (Apr 09, 2016)
Earned runs:	12	-	vs FIU (Apr 03, 2016)
Walks allowed:	5	-	at Arizona (Feb 12, 2016)
Strikeouts:	8	-	vs Nebraska-Omaha (Feb 12, 2016 at Tucson, Ariz.)
	8	-	vs UC Santa Barbara (Feb 13, 2016 at Tucson, Ariz.)
Hits allowed:	17	-	vs Marshall (Mar 20, 2016)

**2016 North Texas Softball  
Season Game Highs for North Texas (as of Apr 14, 2016)  
(All games)**

**INDIVIDUAL GAMEHIGHS**

**Batting**

At bats:	5	-	(11 times )
Runs scored:	3	-	(7 times )
Hits:	4	-	WILLIAMS, Karly at UTSA (Mar 12, 2016)
	4	-	SCHKADE, Kelli at WKU (Mar 25, 2016)
	4	-	PERELLA, Harley vs Georgia Tech (Apr 10, 2016 at Lawrence, Kan.)
RBIs:	4	-	SCHKADE, Kelli vs Nebraska-Omaha (Feb 12, 2016 at Tucson, Ariz.)
	4	-	SCHKADE, Kelli vs Northwestern State (Feb 19, 2016 at Waco, Texas)
	4	-	WILLIAMS, Karly vs Houston Baptist (Mar 06, 2016)
Doubles:	2	-	(5 times )
Triples:	1	-	GREGORY, Danielle vs Liberty (Feb 20, 2016 at Waco, Texas)
	1	-	GREGORY, Danielle vs Baylor (Feb 21, 2016)
	1	-	SCHKADE, Kelli vs Sam Houston State (Feb 27, 2016)
Home runs:	2	-	SCHKADE, Kelli vs Nebraska-Omaha (Feb 12, 2016 at Tucson, Ariz.)
	2	-	WILLIAMS, Karly vs Houston Baptist (Mar 06, 2016)
Total bases:	8	-	SCHKADE, Kelli vs Nebraska-Omaha (Feb 12, 2016 at Tucson, Ariz.)
	8	-	WILLIAMS, Karly vs Houston Baptist (Mar 06, 2016)
	8	-	WILLIAMS, Karly at UTSA (Mar 12, 2016)
Walks:	3	-	SCHKADE, Kelli vs FIU (Apr 02, 2016)
Strikeouts:	3	-	(5 times )
Sac hits:	2	-	(4 times )
Sac flies:	1	-	(10 times )
Stolen bases:	2	-	WILLIAMS, Karly vs UC Santa Barbara (Feb 13, 2016 at Tucson, Ariz.)
	2	-	DAWSON, Makenzi vs Creighton (Feb 28, 2016)
	2	-	SCHKADE, Kelli vs Georgia Tech (Apr 10, 2016 at Lawrence, Kan.)
Hit by pitch:	2	-	PERELLA, Harley at WKU (Mar 25, 2016)
Caught stealing:	1	-	(15 times )
Runners LOB:	5	-	THOMPSON, Bailey vs Marshall (Mar 19, 2016)
	5	-	PERELLA, Harley vs Georgia Tech (Apr 09, 2016 at Lawrence, Kan.)

**Fielding**

Putouts:	12	-	MAKAWA, Rhyllie at Baylor (Feb 20, 2016)
	12	-	MAKAWA, Rhyllie vs Nicholls State (Mar 05, 2016)
Assists:	6	-	WILLIAMS, Karly at WKU (Mar 25, 2016)
Errors:	2	-	PERELLA, Harley vs Northwestern State (Feb 19, 2016 at Waco, Texas)
	2	-	SCHKADE, Kelli vs Baylor (Feb 21, 2016)
	2	-	MAKAWA, Rhyllie vs FIU (Apr 02, 2016)
Passed balls:	1	-	WADE, Bryana vs UC Santa Barbara (Feb 13, 2016 at Tucson, Ariz.)
	1	-	WADE, Bryana at Oklahoma (Apr 13, 2016)

**Pitching**

Innings pitched:	8.0	-	ELDER, Jessica vs Creighton (Feb 28, 2016)
	8.0	-	ELDER, Jessica vs UT Arlington (Apr 06, 2016)
Runs allowed:	12	-	ELDER, Jessica at Kansas (Apr 09, 2016)
Earned runs:	11	-	ELDER, Jessica at Kansas (Apr 09, 2016)
Walks allowed:	3	-	(6 times )
Strikeouts:	8	-	UNDERWOOD, Stacey vs Nebraska-Omaha (Feb 12, 2016 at Tucson, Ariz.)
	11	-	UNDERWOOD, Stacey at UTSA (Mar 12, 2016)

**2016 North Texas Softball  
Miscellaneous Stats for North Texas (as of Apr 14, 2016)  
(All games)**

Multiple Hit Games	2	3	4	5+	Total
9 SCHKADE, Kelli	13	2	1	-	16
18 GREGORY, Daniell	12	3	-	-	15
3 PERELLA, Harley	10	1	1	-	12
21 MAKAWA, Rhyllie	10	-	-	-	10
12 DAWSON, Makenzi	8	-	-	-	8
11 WILLIAMS, Karly	6	1	1	-	8
4 THOMPSON, Bailey	5	2	-	-	7
23 WADE, Bryana	3	-	-	-	3
5 HAYTER, KayKay	2	-	-	-	2
8 WEBB, Casady	2	-	-	-	2
22 MILLER, Lauren	1	-	-	-	1
14 GERECKE, Hanna	-	1	-	-	1
TEAM	72	10	3	0	85

Multiple RBI Games	2	3	4	5+	Total
9 SCHKADE, Kelli	6	3	2	-	11
21 MAKAWA, Rhyllie	5	1	-	-	6
3 PERELLA, Harley	2	3	-	-	5
11 WILLIAMS, Karly	2	2	1	-	5
23 WADE, Bryana	4	1	-	-	5
18 GREGORY, Daniell	3	-	-	-	3
12 DAWSON, Makenzi	1	-	-	-	1
TEAM	23	10	3	0	36

Hitting Streaks	Longest	Current
9 SCHKADE, Kelli	19	-
3 PERELLA, Harley	11	-
18 GREGORY, Daniell	7	-
12 DAWSON, Makenzi	6	-
23 WADE, Bryana	5	2
4 THOMPSON, Bailey	5	-
21 MAKAWA, Rhyllie	5	2
11 WILLIAMS, Karly	5	-
5 HAYTER, KayKay	3	-
14 GERECKE, Hanna	1	1
8 WEBB, Casady	1	-
22 MILLER, Lauren	1	1

Reached Base Streaks	Longest	Current
9 SCHKADE, Kelli	19	-
3 PERELLA, Harley	12	-
18 GREGORY, Daniell	9	-
11 WILLIAMS, Karly	8	-
12 DAWSON, Makenzi	8	-
21 MAKAWA, Rhyllie	7	2
8 WEBB, Casady	6	-
23 WADE, Bryana	5	3
4 THOMPSON, Bailey	5	-
22 MILLER, Lauren	4	4
5 HAYTER, KayKay	3	-
14 GERECKE, Hanna	3	3

**2016 North Texas Softball**  
**Game Results for North Texas (as of Apr 14, 2016)**  
**(All games)**

Date	Opponent	Score	Inns	Overall	C-USA	Pitcher of record	Attend	Time
!Feb 12, 2016	at #13 Arizona-2	L 1-9	6	0-1-0	0-0-0	Elder (L 0-1)	1889	1:40
Feb 12, 2016	vs Nebraska-Omaha	W 11-3	5	1-1-0	0-0-0	Underwood, S (W 1-0)	74	1:40
Feb 13, 2016	vs UC Santa Barbara	L 3-6	7	1-2-0	0-0-0	Underwood, S (L 1-1)	105	2:15
Feb 13, 2016	vs Southern Utah	W 6-5	7	2-2-0	0-0-0	Elder (W 1-1)	211	1:50
Feb 14, 2016	vs Purdue	L 1-6	7	2-3-0	0-0-0	Underwood, S (L 1-2)	218	1:45
Feb 19, 2016	vs Northwestern State	W 9-5	7	3-3-0	0-0-0	Elder (W 2-1)	756	2:14
#Feb 19, 2016	vs Liberty	L 0-1	7	3-4-0	0-0-0	Underwood, S (L 1-3)	812	1:55
Feb 20, 2016	at #21 Baylor	W 7-5	(9)	4-4-0	0-0-0	Underwood, S (W 2-3)	1114	2:28
Feb 20, 2016	vs Liberty	W 1-0	7	5-4-0	0-0-0	Elder (W 3-1)	1174	1:30
Feb 21, 2016	at #21 Baylor	W 7-6	(8)	6-4-0	0-0-0	Craine (W 1-0)	1122	2:22
Feb 27, 2016	SAM HOUSTON STATE	W 5-2	7	7-4-0	0-0-0	Elder (W 4-1)	240	1:36
Feb 27, 2016	CREIGHTON	W 11-1	5	8-4-0	0-0-0	Underwood, S (W 3-3)	308	1:46
Feb 28, 2016	CREIGHTON	L 4-5	(8)	8-5-0	0-0-0	Elder (L 4-2)	288	2:01
Feb 28, 2016	SAM HOUSTON STATE	L 4-5	7	8-6-0	0-0-0	Craine (L 1-1)	180	2:01
Mar 04, 2016	UT MARTIN	W 8-4	7	9-6-0	0-0-0	Elder (W 5-2)	152	2:05
Mar 05, 2016	NICHOLLS STATE	W 2-1	7	10-6-0	0-0-0	Underwood, S (W 4-3)	215	1:45
Mar 05, 2016	UT MARTIN	W 5-3	7	11-6-0	0-0-0	Elder (W 6-2)	239	2:13
Mar 06, 2016	NICHOLLS STATE	W 3-2	7	12-6-0	0-0-0	Elder (W 7-2)	184	1:36
Mar 06, 2016	HOUSTON BAPTIST	W 15-1	5	13-6-0	0-0-0	Underwood, S (W 5-3)	192	1:30
*Mar 12, 2016	at UTSA-1	L 2-3	(8)	13-7-0	0-1-0	Elder (L 7-3)	-	1:55
*Mar 12, 2016	at UTSA-2	L 6-8	7	13-8-0	0-2-0	Underwood, S (L 5-4)	179	2:00
*Mar 13, 2016	at UTSA	L 1-5	7	13-9-0	0-3-0	Elder (L 7-4)	229	2:03
Mar 15, 2016	at Incarnate Word	W 10-2	5	14-9-0	0-3-0	Underwood, S (W 6-4)	180	1:40
*Mar 19, 2016	MARSHALL-1	L 1-4	7	14-10-0	0-4-0	Underwood, S (L 6-5)	131	1:58
*Mar 19, 2016	MARSHALL-2	W 7-1	7	15-10-0	1-4-0	Elder (W 8-4)	150	2:22
*Mar 20, 2016	MARSHALL	L 5-9	7	15-11-0	1-5-0	Craine (L 1-2)	107	2:27
Mar 22, 2016	at Stephen F. Austin	W 3-2	7	16-11-0	1-5-0	Elder (W 9-4)	148	1:29
*Mar 25, 2016	at WKU-1	L 3-6	(8)	16-12-0	1-6-0	Craine (L 1-3)	115	2:27
*Mar 25, 2016	at WKU-2	W 9-4	7	17-12-0	2-6-0	Elder (W 10-4)	130	1:59
*Mar 26, 2016	at WKU	W 9-6	7	18-12-0	3-6-0	Elder (W 11-4)	172	2:01
Mar 30, 2016	at #19 Baylor	L 0-2	7	18-13-0	3-6-0	Elder (L 11-5)	833	1:33
*Apr 02, 2016	FIU-1	L 1-3	7	18-14-0	3-7-0	Underwood, S (L 6-6)	263	2:06
*Apr 02, 2016	FIU-2	L 0-6	7	18-15-0	3-8-0	Elder (L 11-6)	201	1:54
*Apr 03, 2016	FIU	L 3-12	6	18-16-0	3-9-0	Underwood, S (L 6-7)	140	2:06
Apr 06, 2016	UT ARLINGTON	W 1-0	(8)	19-16-0	3-9-0	Elder (W 12-6)	182	2:10
Apr 08, 2016	at Kansas	L 0-1	7	19-17-0	3-9-0	Underwood, S (L 6-8)	547	1:53
Apr 09, 2016	vs Georgia Tech	L 4-8	7	19-18-0	3-9-0	Underwood, S (L 6-9)	0	2:24
Apr 09, 2016	at Kansas	L 2-12	5	19-19-0	3-9-0	Elder (L 12-7)	0	1:48
Apr 10, 2016	vs Georgia Tech	W 10-2	5	20-19-0	3-9-0	Elder (W 13-7)	0	1:32
Apr 13, 2016	at #12 Oklahoma	L 1-6	7	20-20-0	3-9-0	Underwood, S (L 6-10)	957	7:51

( ) extra inning game

# GAME-BY-GAME STARTERS BY POSITION

Opponent	C	1B	2B	3B	SS	LF	CF	RF	DP	P
Feb. 12 at #13 Arizona	Wade	Makawe	Williams	Perella	Schkade	Gregory	Thompson	Dawson	Webb	Elder
Feb. 12 vs. Nebraska-Omaha	Wade	Makawe	Williams	Perella	Schkade	Gregory	Thompson	Dawson	Webb	Underwood
Feb. 13 vs. UC Santa Barbara	Wade	Makawe	Williams	Perella	Schkade	Gregory	Thompson	Dawson	Webb	Underwood
Feb. 13 vs. Southern Utah	Wade	Makawe	Williams	Perella	Schkade	Gregory	Thompson	Gerecke	Hayter	Craine
Feb. 14 vs. Purdue	Wade	Makawe	Williams	Perella	Schkade	Gregory	Thompson	Dawson	Miller	Underwood
Feb. 19 vs. Northwestern State	Webb	Makawe	Williams	Perella	Schkade	Gregory	Thompson	Gerecke	Dawson	Elder
Feb. 19 vs. Liberty	Wade	Makawe	Williams	Hayter	Schkade	Gregory	Thompson	Dawson	Miller	Underwood
Feb. 20 at #21 Baylor	Wade	Makawe	Williams	Perella	Schkade	Gregory	Thompson	Dawson	Webb	Elder
Feb. 20 vs. Liberty	Wade	Makawe	Williams	Perella	Schkade	Gregory	Thompson	Dawson	Miller	Underwood
Feb. 21 at #21 Baylor	Wade	Makawe	Williams	Hayter	Schkade	Perella	Gregory	Dawson	Miller	Elder
Feb. 27 vs. Sam Houston State	Wade	Makawe	Williams	Perella	Schkade	Gregory	Thompson	Dawson	Hayter	Elder
Feb. 27 vs. Creighton	Wade	Makawe	Williams	Perella	Schkade	Gregory	Thompson	Dawson	Webb	Underwood
Feb. 28 vs. Creighton	Wade	Makawe	Williams	Perella	Schkade	Gregory	Thompson	Dawson	Hayter	Elder
Feb. 28 vs. Sam Houston State	Wade	Makawe	Williams	Perella	Schkade	Gregory	Thompson	Dawson	Gerecke	Underwood
March 4 vs. UT Martin	Wade	Makawe	Webb	Williams	Schkade	Gregory	Thompson	Dawson	Perella	Craine
March 5 vs. Nicholls State	Wade	Makawe	Webb	Williams	Schkade	Gregory	Thompson	Dawson	Perella	Underwood
March 5 vs. UT Martin	Wade	Makawe	Williams	Perella	Schkade	Gregory	Thompson	Dawson	Webb	Underwood
March 6 vs. Nicholls State	Wade	Makawe	Williams	Perella	Schkade	Gregory	Thompson	Dawson	Webb	Elder
March 6 vs. Houston Baptist	Wade	Makawe	Williams	Perella	Schkade	Gregory	Thompson	Gerecke	Miller	Underwood
March 12 at UTSA	Wade	Makawe	Williams	Perella	Schkade	Gregory	Thompson	Dawson	Miller	Elder
March 12 at UTSA	Wade	Makawe	Williams	Hayter	Schkade	Perella	Gregory	Thompson	Webb	Underwood
March 13 at UTSA	Wade	Makawe	Williams	Perella	Schkade	Gregory	Thompson	Dawson	Webb	Elder
March 15 at Incarnate Word	Wade	Makawe	Williams	Perella	Schkade	Gregory	Thompson	Gerecke	Webb	Underwood
March 19 vs. Marshall	Wade	Makawe	Williams	Perella	Schkade	Gregory	Thompson	Dawson	Miller	Underwood
March 19 vs. Marshall	Wade	Makawe	Williams	Perella	Schkade	Gregory	Thompson	Dawson	Miller	Elder
March 20 vs. Marshall	Wade	Makawe	Williams	Perella	Schkade	Gregory	Thompson	Dawson	Miller	Elder
March 22 at Stephen F. Austin	Wade	Makawe	Williams	Hayter	Schkade	Gregory	Thompson	Dawson	Perella	Elder
March 25 at WKU	Wade	Makawe	Williams	Perella	Schkade	Gregory	Thompson	Dawson	Miller	Underwood
March 25 at WKU	Webb	Makawe	Williams	Perella	Schkade	Gregory	Thompson	Dawson	Hayter	Elder
March 26 at WKU	Wade	Makawe	Williams	Perella	Schkade	Gregory	Thompson	Dawson	Hayter	Underwood
March 30 at #19 Baylor	Wade	Makawe	Williams	Perella	Schkade	Gregory	Thompson	Dawson	Webb	Elder
April 2 vs. FIU	Wade	Makawe	Williams	Perella	Schkade	Gregory	Thompson	Dawson	Webb	Underwood
April 2 vs. FIU	Wade	Makawe	Williams	Perella	Schkade	Gregory	Thompson	Dawson	Hayter	Elder
April 3 vs. FIU	Wade	Makawe	Williams	Perella	Schkade	Gregory	Thompson	Dawson	Gerecke	Underwood
April 6 vs. UT Arlington	Wade	Makawe	Williams	Perella	Schkade	Gregory	Thompson	Gerecke	Dawson	Elder
April 8 at Kansas	Wade	Makawe	Williams	Perella	Schkade	Gregory	Thompson	Dawson	Miller	Underwood
April 9 vs. Georgia Tech	Wade	Makawe	Williams	Perella	Schkade	Gregory	Thompson	Dawson	Miller	Underwood
April 9 at Kansas	Webb	Makawe	Williams	Perella	Schkade	Thompson	Dawson	Gerecke	Miller	Elder
April 10 vs. Georgia Tech	Wade	Makawe	Williams	Perella	Schkade	Gregory	Thompson	Dawson	Miller	Elder
April 13 at #9 Oklahoma	Wade	Makawe	Williams	Perella	Schkade	Gregory	Thompson	Dawson	Miller	Elder



# GAME-BY-GAME STARTERS BY BATTING ORDER

Opponent	1	2	3	4	5	6	7	8	9
Feb. 12 at #13 Arizona	Schkade	Williams	Dawson	Wade	Webb	Perella	Gregory	Makawe	Thompson
Feb. 12 vs. Nebraska-Omaha	Schkade	Williams	Dawson	Webb	Perella	Wade	Gregory	Makawe	Thompson
Feb. 13 vs. UC Santa Barbara	Schkade	Dawson	Williams	Webb	Wade	Gregory	Makawe	Perella	Thompson
Feb. 13 vs. Southern Utah	Hayter	Williams	Schkade	Gregory	Makawe	Wade	Perella	Gerecke	Thompson
Feb. 14 vs. Purdue	Schkade	Williams	Dawson	Gregory	Makawe	Wade	Perella	Miller	Thompson
Feb. 19 vs. Northwestern State	Schkade	Williams	Makawe	Gregory	Perella	Dawson	Webb	Gerecke	Thompson
Feb. 19 vs. Liberty	Schkade	Williams	Makawe	Gregory	Dawson	Miller	Webb	Thompson	Hayter
Feb. 20 at #21 Baylor	Schkade	Williams	Makawe	Gregory	Dawson	Webb	Perella	Thompson	Wade
Feb. 20 vs. Liberty	Schkade	Dawson	Williams	Makawe	Gregory	Perella	Miller	Thompson	Wade
Feb. 21 at #21 Baylor	Schkade	Dawson	Gregory	Perella	Makawe	Williams	Miller	Hayter	Wade
Feb. 27 vs. Sam Houston State	Schkade	Dawson	Gregory	Perella	Makawe	Williams	Wade	Hayter	Thompson
Feb. 27 vs. Creighton	Schkade	Dawson	Gregory	Makawe	Williams	Wade	Perella	Webb	Thompson
Feb. 28 vs. Creighton	Schkade	Dawson	Gregory	Makawe	Perella	Williams	Wade	Hayter	Thompson
Feb. 28 vs. Sam Houston State	Schkade	Dawson	Gregory	Wade	Williams	Perella	Makawe	Gerecke	Thompson
March 4 vs. UT Martin	Schkade	Dawson	Gregory	Wade	Williams	Perella	Makawe	Webb	Thompson
March 5 vs. Nicholls State	Schkade	Dawson	Gregory	Perella	Webb	Williams	Wade	Makawe	Thompson
March 5 vs. UT Martin	Schkade	Dawson	Gregory	Perella	Webb	Williams	Makawe	Wade	Thompson
March 6 vs. Nicholls State	Schkade	Williams	Dawson	Gregory	Perella	Makawe	Wade	Webb	Thompson
March 6 vs. Houston Baptist	Schkade	Williams	Perella	Gregory	Makawe	Wade	Miller	Gerecke	Thompson
March 12 at UTSA	Schkade	Williams	Perella	Gregory	Makawe	Dawson	Wade	Miller	Thompson
March 12 at UTSA	Schkade	Williams	Perella	Makawe	Gregory	Wade	Webb	Hayter	Thompson
March 13 at UTSA	Schkade	Williams	Perella	Gregory	Makawe	Wade	Webb	Dawson	Thompson
March 15 at Incarnate Word	Schkade	Williams	Perella	Gregory	Makawe	Webb	Gerecke	Wade	Thompson
March 19 vs. Marshall	Schkade	Williams	Perella	Gregory	Makawe	Dawson	Miller	Wade	Thompson
March 19 vs. Marshall	Schkade	Williams	Perella	Gregory	Makawe	Miller	Dawson	Wade	Thompson
March 20 vs. Marshall	Schkade	Williams	Perella	Makawe	Gregory	Dawson	Miller	Wade	Thompson
March 22 at Stephen F. Austin	Schkade	Williams	Perella	Gregory	Makawe	Dawson	Wade	Hayter	Thompson
March 25 at WKU	Schkade	Williams	Perella	Gregory	Makawe	Dawson	Miller	Wade	Thompson
March 25 at WKU	Schkade	Williams	Gregory	Makawe	Perella	Dawson	Hayter	Webb	Thompson
March 26 at WKU	Schkade	Williams	Perella	Gregory	Makawe	Dawson	Hayter	Wade	Thompson
March 30 at #19 Baylor	Schkade	Williams	Perella	Gregory	Makawe	Dawson	Webb	Wade	Thompson
April 2 vs. FIU	Schkade	Williams	Perella	Gregory	Makawe	Dawson	Wade	Webb	Thompson
April 2 vs. FIU	Schkade	Williams	Perella	Makawe	Gregory	Dawson	Wade	Hayter	Thompson
April 3 vs. FIU	Schkade	Williams	Perella	Gregory	Makawe	Dawson	Wade	Gerecke	Thompson
April 6 vs. UT Arlington	Schkade	Perella	Makawe	Dawson	Gregory	Williams	Thompson	Gerecke	Wade
April 8 at Kansas	Schkade	Perella	Makawe	Williams	Dawson	Gregory	Thompson	Miller	Wade
April 9 vs. Georgia Tech	Schkade	Perella	Williams	Gregory	Dawson	Makawe	Thompson	Miller	Wade
April 9 at Kansas	Schkade	Williams	Dawson	Perella	Makawe	Thompson	Gerecke	Miller	Webb
April 10 vs. Georgia Tech	Schkade	Williams	Perella	Gregory	Makawe	Dawson	Miller	Wade	Thompson
April 13 at #9 Oklahoma	Schkade	Williams	Perella	Gregory	Makawe	Dawson	Miller	Wade	Thompson



## Tracey Kee

Head Coach

Third Year ▶ East Carolina '90

Tracey Kee is entering her third season at North Texas as

one of the winningest active coaches in NCAA Division I, boasting a career record of 734-415-1. Hired in August 2013, she became the fourth Mean Green softball head coach in the current era. In her two years, Kee has led the program to record heights and several program records and firsts.

Most notably, Kee took the Mean Green to the most wins in the program's 11-year history with 31 in 2014. The following year, North Texas upset No. 7 Baylor on the road in Waco, the highest ranked team that the Mean Green have defeated in program history and just their second-ever top-25 win.

The Mean Green has seen four different players earn all-conference honors under Kee, including Kat Strunk, a two-time honoree and the 2014 C-USA Newcomer of the Year, the first specialty award in program history.

In 2015, Taylor Schoblocher earned Amateur Softball Association/USA Softball National Player of the Week honors, the program's first national award.

As a team, under Kee, the Mean Green has set several records, including the most conference wins (14), most runs scored (272), most RBI (242), highest batting average (.279), highest fielding percentage (.978) and fewest errors committed (30).

In 2014, Ashley Kirk broke the single-season wins record with 22 victories and single-season strikeout record with 214. In 2015, Schoblocher set the single-season marks for on-base percentage (.477) and slugging percentage (.833) and finished with the second-best single-season batting average (.389) and second-most home runs (17) and total bases (120).

Off the field, North Texas softball graduates Lauren Poole and Madison Thompson were awarded the Jim Castaneda Postgraduate Scholarship in consecutive years, the first and second North Texas athletes to receive the honor in school's first two years of conference membership.

Prior to North Texas, Kee compiled a 684-362 record in 16 seasons as the East Carolina head coach, and guided the Pirates to four NCAA Tournament appearances including three in her last five years.

Kee and her staff were also named a National Fastpitch Coaches Association Mideast Region Coaching Staff of the Year honoree twice.

She also captured nine league championships, with back-to-back C-USA Tournament titles in 2010 and 2011. From 2009 to 2011, no Conference USA program won more games than East Carolina's 125.

ECU recorded 41 victories in 2011 to become only the fourth team in C-USA history to win 40 or more games in three-straight seasons. Kee's clubs have reached the 40-victory plateau 12 of her 16 seasons. Four times her teams have tallied 50 or more wins, including the 2000 group she directed to a school-record 60 victories. Personally, she reached the 650-win threshold as a head coach in 2011.

ECU won its first C-USA titles in 2010, claiming both the regular season and tournament titles before repeating as tournament champions in 2011.

In just her first season as head coach in 1997, Kee's team posted a 49-24 record, and she was named Big South Coach of the Year. Two seasons later, in 1999, East Carolina won 50 games and made its first-ever appearance in the NCAA Tournament.

Under Kee's tutelage, many players have earned all-conference and all-region honors. During her time in the Big South, she led 11 all-conference players, two Rookie of the Year selections, the league's tournament MVP, Denise Reagan, in 1999 and the two-time league player-of-the-year in Polonius (1998 and 1999).

The accolades continued in Conference USA as Kee's players received 12 first-team selections and 15 second-team honors. Additionally, 14 student-athletes have been named to the all-rookie team with two named the league's freshman of the year.

In 2009, Kee led Toni Paisley to Conference USA Female Athlete of the Year honors, becoming just the second softball selection in league history. Kee

### The Kee File

**Age:** 48

**Hometown:** Richmond, Virginia

**High School:** Saint Gertrude (Va.) H.S.

**Alma Mater**

East Carolina University, 1990 (B.S.)

East Carolina University, 1995 (M.E.)

#### Coaching Career

**Overall Record:** 754-435-1 (18 Years)

**Record At North Texas:** 70-73 (Third Year)

#### Coaching Experience

**2013-present:** University of North Texas, Head Coach

**1997-2012:** East Carolina University, Head Coach

**1991-96:** East Carolina University, Assistant Coach

#### Championships Won

**1997** - Big South Regular Season

**1998** - Big South Regular Season

**1999** - Big South Regular Season  
Big South Tournament

**2000** - East Coast Athletic Conference  
Tournament

**2001** - East Coast Athletic Conference  
Tournament

**2010** - Conference USA Regular Season  
Conference USA Tournament

**2011** - Conference USA Tournament

#### Coaching Awards

**2010 & 2011**- NCAA Mideast Coaching Staff of the Year

**2005, 2009 & 2010** - Conference USA Coach of the Year

**1997** - Big South Conference Coach of the Year

#### Collegiate Experience

**1987-1990:** East Carolina

\* Four-year starter at catcher or third base, two-time captain, recipient of the Texas Gulf Outstanding Female Scholar-Athlete Award

#### Accolades

\* Inducted into the Saint Gertrude High School Athletic Hall of Fame in Richmond, Virginia

\* Inducted into into the Central Virginia ASA Hall of Fame

\* Won three USSSA All-World titles in slow-pitch

also helped Paisley to three-straight C-USA Pitcher of the Year awards from 2009-11 and to Louisville Slugger/NFCA Third-Team All-America honors in 2010. Six players have also received all-region recognition under Kee since joining C-USA.

Kee played her high school ball at Saint Gertrude in Richmond, Va., from 1983-86 before a stellar career for East Carolina from 1987-1990. In 2009, she was inducted into the St. Gertrude Athletic Hall of Fame. In 2014, she was inducted into the Central Virginia ASA Hall of Fame.

She graduated from ECU in May 1990 with a bachelor's degree in physical education and, in 1995, earned her master's degree from ECU in exercise and sport science with a concentration in physical education.

**WINNINGEST ACTIVE  
COACHES BY  
PERCENTAGE**

(Entering 2016 Season)

1. Michael Lotief, La.-Lafayette	.800
36. Tory Acheson, Kennesaw State	.646
37. Donna Papa, North Carolina	.646
38. Kate Drohan, Northwestern	.641
39. Becky Clark, South Alabama	.641
40. Jana McGinnis, Jacksonville State	.640
41. Bridget Orchard, Fordham	.638
<b>42. Tracey Kee, North Texas</b>	<b>.638</b>
43. Frank Griffin, Stetson	.636
44. Shawn Rychik, NC State	.634
45. Frank Reed, Chattanooga	.629
46. Lonni Alameda, Florida State	.629
47. Mary-Ellen Hall, Houston Baptist	.629
48. Linda Kalafatis, Col. of Charleston	.626
49. Kathy Riley, Longwood	.625
50. Craig Nicholson, Arizona State	.622

**WINNINGEST ACTIVE  
COACHES BY  
VICTORIES**

(Entering 2016 Season)

1. Carol Hutchins, Michigan	1,432
27. Connie Clark, Texas	769
28. Jana McGinnis, Jacksonville State	762
29. Mary-Ellen Hall, Houston Baptist	743
30. Jacquie Joseph, Michigan State	742
31. Julie Brzezinski, Fairfield	741
32. Glenn Moore, Baylor	741
<b>33. Tracey Kee, North Texas</b>	<b>734</b>
34. Renee Luers-Gillispie, UCF	728
35. Scot Thomas, Virginia Tech	723
36. Mark Cooke, Winthrop	708
37. Holly Hesse, Missouri State	704
38. Kathy Van Wyk	703
39. Gary Ferrin, Loyola Marymount	693
40. Fran Troyan, Lehigh	685
41. Brian Kolze, Pacific	681

**KEE YEAR-BY-YEAR**

Year	School	Overall	Conference	Highlights
1997	East Carolina	49-24	13-3	ECU school record for wins; Big South Conference Regular Season Champions
1998	East Carolina	43-21	14-2	Big South Conference Regular Season Champions
1999	East Carolina	50-20	11-3	Big South Conference Regular Season Champions; Big South Conference Tournament Champions; NCAA Regionals
2000	East Carolina	60-17	2-8	ECU school record for wins; Big South Conference Regular Season Champions; Big South Conference Tournament Champions; NCAA Regionals
2001	East Carolina	51-23	3-7	ECAC Champions
2002	East Carolina	38-26	10-13	Conference-USA Tournament Participant
2003	East Carolina	24-31	5-19	
2004	East Carolina	47-24-1	10-14	Conference-USA Tournament Participant
2005	East Carolina	55-19	17-7	Conference-USA Tournament Participant
2006	East Carolina	40-24	13-11	Conference-USA Tournament Participant
2007	East Carolina	40-20	14-9	Conference-USA Tournament Participant; Regular season runner-up; Conference Tournament runner-up
2008	East Carolina	37-30	10-12	Conference-USA Tournament Participant; NCAA Regionals At-Large Bid
2009	East Carolina	40-15	19-5	Conference-USA Tournament Participant; Regular season runner-up;
2010	East Carolina	44-18	16-5	Conference-USA Regular Season Champions; Conference USA Tournament Champions; NCAA Regionals
2011	East Carolina	41-22	14-10	Conference USA Tournament Champions; NCAA Regionals
2012	East Carolina	25-28	11-12	Conference-USA Tournament Participant
2014	North Texas	31-22	14-9	Conference USA Tournament Semi-Finalist
2015	North Texas	19-31	11-12	Conference USA Tournament Participant
<b>Career</b>	<b>18 Seasons</b>	<b>734-415-1 (.638)</b>	<b>207-161 (.563)</b>	

**NUMERICAL ROSTER**

No.	Name	Pos.	B/T	Ht.	Yr.	Hometown (Previous School)
10	Lauren Craine	P	R/R	5-7	Fr.	Aledo, TX (Aledo HS)
12	Makenzi Dawson	IF	L/R	5-8	Fr.	Robinson, TX (Robinson HS)
17	Jessica Elder	P	R/L	5-6	Jr.	Cedar Park, TX (Howard College)
14	Hannah Gerecke	OF	R/R	5-7	Fr.	La Grange, TX (La Grange HS)
18	Danielle Gregory	OF	R/R	5-7	Jr.	Winnsboro, TX (McLennan CC)
5	Kay Kay Hayter	UT	L/R	5-6	Fr.	Garrison, TX (Garrison HS)
21	Rhylie Makawe	UT	R/R	5-5.5	Fr.	Aledo, TX (Aledo HS)
22	Lauren Miller	IF	R/R	5-11	So.	Blanchard, OK (East Central University)
3	Harley Perella	UT	R/R	5-5	Fr.	Frisco, TX (Heritage HS)
9	Kelli Schkade	IF	R/R	5-7	Jr.	Albany, TX (Missouri)
4	Bailey Thompson	OF	L/R	5-4	Fr.	Edmond, OK (Deer Creek HS)
15	Stacey Underwood	P	R/R	5-10	Jr.	Hico, TX (McLennan CC)
23	Bryana Wade	C	R/R	5-8	Sr.	Choctaw, OK (Mount St. Mary HS)
8	Casady Webb	UT	R/R	5-4	Fr.	Davis, OK (Davis HS)
11	Karly Williams	UT	R/R	5-7	Sr.	Castroville, TX (Medina Valley HS)

**ALPHABETICAL ROSTER**

No.	Name	Pos.	B/T	Ht.	Yr.	Hometown (High School/Other School)
10	Lauren Craine	P	R/R	5-7	Fr.	Aledo, TX (Aledo HS)
12	Makenzi Dawson	IF	L/R	5-8	Fr.	Robinson, TX (Robinson HS)
17	Jessica Elder	P	R/L	5-6	Jr.	Cedar Park, TX (Howard College)
14	Hannah Gerecke	OF	R/R	5-7	Fr.	La Grange, TX (La Grange HS)
18	Danielle Gregory	OF	R/R	5-7	Jr.	Winnsboro, TX (McLennan CC)
5	Kay Kay Hayter	UT	L/R	5-6	Fr.	Garrison, TX (Garrison HS)
21	Rhylie Makawe	UT	R/R	5-5.5	Fr.	Aledo, TX (Aledo HS)
22	Lauren Miller	IF	R/R	5-11	So.	Blanchard, OK (East Central University)
3	Harley Perella	UT	R/R	5-5	Fr.	Frisco, TX (Heritage HS)
9	Kelli Schkade	IF	R/R	5-7	Jr.	Albany, TX (Missouri)
4	Bailey Thompson	OF	L/R	5-4	Fr.	Edmond, OK (Deer Creek HS)
15	Stacey Underwood	P	R/R	5-10	Jr.	Hico, TX (McLennan CC)
23	Bryana Wade	C	R/R	5-8	Sr.	Choctaw, OK (Mount St. Mary HS)
8	Casady Webb	UT	R/R	5-4	Fr.	Davis, OK (Davis HS)
11	Karly Williams	UT	R/R	5-7	Sr.	Castroville, TX (Medina Valley HS)

**COACHING STAFF**

## Head Coach:

Tracey Kee (East Carolina, '90)  
Third Year at North Texas  
(734-415 record as head coach/19th season)

## Associate Head Coach:

Natalie Kozlowski, Second Year (Hofstra, '92)

## Assistant Coach:

Christina Merrida (East Carolina, '11)


## Volunteer Assistant Coach:

Greg Higginbotham (North Texas '13)

**PRONUNCIATION GUIDE**

Makenzi Dawson	Muh-ken-zee
Hannah Gerecke	Hannah Ger-ky (rhymes with jerky)
Kay Kay Hayter	Kay Kay High-ter
Rhylie Makawe	Rye-lee Ma-KA-wee
Harley Perella	Har-Lee PUH-rel-la
Kelli Schkade	Kelli Scott-y
Bryana Wade	Bree-ah-na Wade
Casady Webb	Cas-uh-dee Webb
Natalie Kozlowski	Natalie Koz-low (rhymes with ow)-skee
Christina Merrida	Christina Mara-duh





3 • Harley Perella  
Fr. | UTIL | R/R  
Frisco, Texas



4 • Bailey Thompson  
Fr. | OF | L/R  
Edmond, Okla.



5 • Kay Kay Hayter  
Fr. | UTIL | L/R  
Aledo, Texas



8 • Casady Webb  
Fr. | UTIL | R/R  
Davis, Okla.



9 • Kelli Schkade  
Sr. | IF | R/R  
Albany, Texas




10 • Lauren Craine  
Fr. | P | R/R  
Aledo, Texas



11 • Karly Williams  
Sr. | UTIL | R/R  
Castroville, Texas



12 • Makenzi Dawson  
Fr. | IF | L/R  
Robinson, Texas



14 • Hannah Gerecke  
Fr. | OF | R/R  
La Grange, Texas




15 • Stacey Underwood  
Sr. | P | R/R  
Hico, Texas



17 • Jessica Elder  
Jr. | P | R/L  
Cedar Park, Texas



18 • Danielle Gregory  
Jr. | OF | R/R  
Winnsboro, Texas



21 • Rhylie Makawe  
Fr. | UTIL | R/R  
Aledo, Texas



22 • Lauren Miller  
So. | P | R/R  
Blanchard, Okla.



23 • Bryana Wade  
Sr. | C | R/R  
Choctaw, Okla.



Tracey Kee  
Head Coach  
Third Season



Natalie Kozlowski  
Associate Head Coach  
Second Season



Christina Merrida  
Assistant Coach  
Second Season



Greg Higginbotham  
Volunteer Asst. Coach  
First Season

# 2015 IN REVIEW

North Texas advanced to the Conference USA Tournament for the second straight year, upsetting No. 7 Baylor on the road in Waco, the highest-ranked team that the Mean Green have defeated in program history and just their second-ever top-25 win.

North Texas finished 19-31 with an 11-12 record in Conference USA play, earning the No. 7 seed in the Conference USA Tournament, where the Mean Green bowed out in the first round with a 5-0 loss to No. 2 seed FAU.

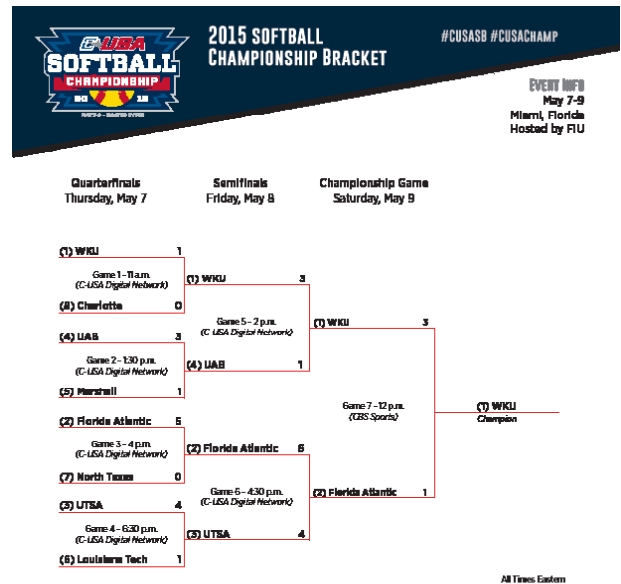
Under Kee's tutelage, North Texas placed Kat Strunk on the first team All-Conference USA team and Taylor Schoblocher on the third-team All-South Region team. Schoblocher also earned Amateur Softball Association/USA Softball National Player of the Week honors, the program's first national award, after hitting six home runs and driving in 12 runs during the opening weekend of the season.

Schoblocher and Strunk were also the bookends for Conference USA Players of the Week, with Schoblocher earning the honor for the first week of the season and Strunk earning the honor for the last week of the season.

As a team, North Texas set several individual and team records. The Mean Green fielded at .978 clip and committed just 30 errors, the best marks in school history.

Individually, Schoblocher hit .389 for the season with 17 home runs and 120 total bases, the second-best marks in school history. Her .477 on-base percentage and .833 slugging percentage were the best in school history.

Strunk hit .359 for the season with 13 home runs, the fifth-best and fourth-best marks, respectively, in school history. Dani Hoff also tied for the best field percentage in school history, posting a .997 mark, recording 297 putouts with 18 assists and just one error.



CONFERENCEUSA.COM @CUSASB @CONFERENCE\_USA

## West

Team	C-USA				Overall				Last 10	Streak
	W	L	T	Pct	W	L	T	Pct		
UTSA	16	7	0	.696	36	18	0	.667	6-4	L 1
UAB	15	7	0	.682	32	19	0	.627	6-4	L 1
LA Tech	12	9	0	.571	31	19	0	.620	5-5	L 4
North Texas	11	12	0	.478	19	31	0	.380	3-7	L 1
UTEP	9	15	0	.375	14	39	0	.264	1-9	L 6
Southern Miss	3	21	0	.125	18	34	0	.346	2-8	L 7

## East

Team	C-USA				Overall				Last 10	Streak
	W	L	T	Pct	W	L	T	Pct		
WKU	16	5	0	.762	36	14	0	.720	7-3	L 2
Florida Atlantic	16	7	0	.696	39	19	1	.669	7-3	L 1
Marshall	14	8	0	.636	35	15	0	.700	6-4	L 2
Charlotte	10	13	0	.435	24	27	0	.471	3-7	L 2
FIU	10	14	0	.417	30	24	0	.556	4-6	W 1
Middle Tennessee	5	19	0	.208	22	29	0	.431	5-5	L 1

# 2015 IN REVIEW

## Overall Hitting Statistics

Player	AVG	GP-GS	AB	R	H	2B	3B	HR	RBI	TB	SLG%	BB	HBP	SO	GDP	OB%	SF	SH	SB-ATT	PO	A	E	FLD%
SCHOBLOCHER, Taylor	.389	50-48	144	36	56	7	3	17	42	120	.833	25	2	16	2	.477	3	0	1-1	67	4	2	.973
STRUNK, Kat	.359	50-50	153	37	55	8	1	13	40	104	.680	16	1	20	0	.421	1	4	2-2	115	7	1	.992
HOFF, Danielle	.329	50-50	158	17	52	5	0	1	15	60	.380	10	0	9	0	.367	1	3	2-3	297	18	1	.997
LAND, Mallory	.276	50-50	145	25	40	10	0	3	21	59	.407	11	8	11	0	.358	1	4	6-6	58	75	6	.957
SMITH, Shelbie	.259	36-25	81	8	21	1	0	4	14	34	.420	2	1	24	1	.286	0	4	1-1	55	9	2	.970
SCHKADE, Kelli	.250	50-50	152	31	38	5	1	3	16	54	.355	14	5	21	0	.328	3	3	12-14	96	82	4	.978
WADE, Bryana	.250	36-35	72	13	18	2	0	6	20	38	.528	18	0	28	0	.391	2	8	1-1	74	10	3	.966
BARKER, Sarah	.246	36-21	65	6	16	2	1	0	8	20	.308	8	1	18	0	.333	1	2	0-2	16	1	0	1.000
FERRELL, Spencer	.207	44-40	116	19	24	5	2	1	8	36	.310	12	0	14	0	.281	0	1	3-6	61	10	1	.986
BEARDSLEY, Jennifer	.181	39-27	72	12	13	0	0	0	4	13	.181	8	0	13	0	.263	0	0	4-5	7	0	3	.700
SCHKADE, Jami	.167	16-8	18	3	3	1	0	0	3	4	.222	1	0	2	0	.211	0	0	1-2	7	8	2	.882
WILLIAMS, Karly	.165	47-45	115	12	19	3	1	1	14	27	.235	9	2	23	2	.234	2	9	2-4	100	64	3	.982
-----																							
GRIMES, Kenzie	.000	29-5	5	0	0	0	0	0	0	0	.000	0	0	3	1	.000	0	0	0-0	1	21	2	.917
TIERNEY, Madison	.000	7-0	4	2	0	0	0	0	0	0	.000	0	0	2	0	.000	0	0	0-0	0	0	0	.000
UNDERWOOD, Stacey	.000	15-9	0	0	0	0	0	0	0	0	.000	0	0	0	0	.000	0	0	0-0	1	10	0	1.000
GARCIA, Monique	.000	30-21	0	0	0	0	0	0	0	0	.000	0	0	0	0	.000	0	0	0-0	5	23	0	1.000
THOMPSON, Madison	.000	28-16	0	0	0	0	0	0	0	0	.000	0	0	0	0	.000	0	0	0-0	2	23	0	1.000
<b>Totals</b>	<b>.273</b>	<b>50</b>	<b>1300</b>	<b>221</b>	<b>355</b>	<b>49</b>	<b>9</b>	<b>49</b>	<b>205</b>	<b>625</b>	<b>.438</b>	<b>134</b>	<b>20</b>	<b>204</b>	<b>6</b>	<b>.347</b>	<b>14</b>	<b>38</b>	<b>35-47</b>	<b>962</b>	<b>365</b>	<b>30</b>	<b>.978</b>
<b>Opponents</b>	<b>.322</b>	<b>50</b>	<b>1321</b>	<b>279</b>	<b>426</b>	<b>79</b>	<b>5</b>	<b>62</b>	<b>258</b>	<b>701</b>	<b>.531</b>	<b>162</b>	<b>31</b>	<b>115</b>	<b>4</b>	<b>.405</b>	<b>15</b>	<b>35</b>	<b>35-45</b>	<b>991</b>	<b>419</b>	<b>58</b>	<b>.960</b>

LOB - Team (294), Opp (323). DPs turned - Team (6), Opp (11). IBB - Team (3), Opp (7).

## Overall Pitching Statistics

Player	ERA	W-L	APP	GS	CG	SHO	SV	IP	H	R	ER	BB	SO	2B	3B	HR	AB	B/Avg.	WP	HBP	BK	SFA	SHA
UNDERWOOD, S	3.99	8-7	28	16	4	1/1	1	93.0	128	57	53	36	22	19	2	15	683	.332	2	6	0	3	13
TIERNEY, Madison	4.68	5-5	26	4	0	0/0	3	61.1	75	50	41	41	36	13	0	11	307	.295	2	5	0	1	2
GARCIA, Monique	5.95	3-14	30	21	4	0/2	2	117.2	138	105	100	100	61	30	3	30	137	.302	7	12	6	8	16
THOMPSON, M	7.77	3-5	15	9	4	1/1	1	48.2	85	67	54	54	29	17	0	6	244	.378	5	8	5	3	4
<b>Totals</b>	<b>5.41</b>	<b>19-31</b>	<b>50</b>	<b>50</b>	<b>12</b>	<b>4/2</b>	<b>7</b>	<b>320.2</b>	<b>426</b>	<b>279</b>	<b>248</b>	<b>162</b>	<b>115</b>	<b>79</b>	<b>5</b>	<b>62</b>	<b>1321</b>	<b>.322</b>	<b>16</b>	<b>31</b>	<b>11</b>	<b>15</b>	<b>35</b>
<b>Opponents</b>	<b>3.62</b>	<b>31-19</b>	<b>50</b>	<b>50</b>	<b>19</b>	<b>7/1</b>	<b>6</b>	<b>330.1</b>	<b>355</b>	<b>221</b>	<b>171</b>	<b>134</b>	<b>204</b>	<b>49</b>	<b>9</b>	<b>49</b>	<b>1300</b>	<b>.273</b>	<b>16</b>	<b>20</b>	<b>1</b>	<b>14</b>	<b>38</b>

PB - Team (8), Wade 5, Smith, S. 3, Opp (5). SBA/ATT - Wade (18-23), Smith, S. (17-22), Garcia, M. (15-19), Thompson (10-12), Grimes, K (8-9), Underwood, S (2-5).

## Conference USA Batting Statistics

Player	AVG	GP-GS	AB	R	H	2B	3B	HR	RBI	TB	SLG%	BB	HBP	SO	GDP	OB%	SF	SH	SB-ATT	PO	A	E	FLD%
STRUNK, Kat	.408	23-23	71	22	29	5	1	8	25	60	.845	8	1	10	0	.469	1	2	2-2	58	6	1	.985
HOFF, Danielle	.361	23-23	72	10	26	0	0	1	4	29	.403	7	0	4	0	.418	0	2	2-3	138	17	1	.993
SMITH, Shelbie	.300	19-16	50	7	15	1	0	4	14	28	.560	0	1	13	0	.314	0	4	1-1	27	5	1	.970
FERRELL, Spencer	.291	20-19	55	10	16	3	1	1	8	24	.436	5	0	8	0	.350	0	1	3-5	30	3	1	.971
LAND, Mallory	.269	23-23	67	13	18	5	0	1	11	26	.388	6	3	6	0	.351	1	3	2-2	31	39	4	.946
SCHOBLOCHER, Taylor	.254	23-23	67	18	17	1	1	8	18	44	.657	16	1	11	1	.405	0	0	1-1	31	4	2	.946
BEARDSLEY, Jennifer	.250	17-10	32	7	8	0	0	0	4	8	.250	5	0	4	0	.351	0	0	3-4	0	0	1	.000
SCHKADE, Kelli	.232	23-23	69	14	16	3	0	2	9	25	.362	5	4	12	0	.313	2	2	7-7	47	37	1	.988
WADE, Bryana	.192	13-13	26	6	5	0	0	3	8	14	.538	8	0	9	0	.371	1	4	1-1	26	4	0	1.000
WILLIAMS, Karly	.155	22-22	58	3	9	2	1	0	3	13	.224	4	0	13	1	.203	2	4	0-1	58	30	1	.989
BARKER, Sarah	.148	15-10	27	3	4	0	1	0	1	6	.222	4	1	8	0	.281	0	1	0-1	8	1	0	1.000
-----																							
GRIMES, Kenzie	.000	13-1	3	0	0	0	0	0	0	0	.000	0	0	3	0	.000	0	0	0-0	0	12	0	1.000
SCHKADE, Jami	.000	5-1	3	0	0	0	0	0	0	0	.000	0	0	2	0	.000	0	0	0-0	1	3	0	1.000
THOMPSON, Madison	.000	3-2	0	0	0	0	0	0	0	0	.000	0	0	0	0	.000	0	0	0-0	0	4	0	1.000
GARCIA, Monique	.000	15-12	0	0	0	0	0	0	0	0	.000	0	0	0	0	.000	0	0	0-0	4	13	0	1.000
UNDERWOOD, Stacey	.000	14-9	0	0	0	0	0	0	0	0	.000	0	0	0	0	.000	0	0	0-0	1	8	0	1.000
<b>Totals</b>	<b>.272</b>	<b>23</b>	<b>600</b>	<b>113</b>	<b>163</b>	<b>20</b>	<b>5</b>	<b>28</b>	<b>105</b>	<b>277</b>	<b>.462</b>	<b>68</b>	<b>11</b>	<b>103</b>	<b>2</b>	<b>.353</b>	<b>7</b>	<b>23</b>	<b>22-28</b>	<b>460</b>	<b>176</b>	<b>13</b>	<b>.980</b>
<b>Opponents</b>	<b>.307</b>	<b>23</b>	<b>612</b>	<b>107</b>	<b>188</b>	<b>36</b>	<b>2</b>	<b>24</b>	<b>103</b>	<b>300</b>	<b>.490</b>	<b>61</b>	<b>13</b>	<b>46</b>	<b>3</b>	<b>.379</b>	<b>6</b>	<b>20</b>	<b>7-12</b>	<b>460</b>	<b>196</b>	<b>30</b>	<b>.956</b>

LOB - Team (136), Opp (145). DPs turned - Team (4), Opp (4). IBB - Team (3), Opp (5).

## Conference USA Pitching Statistics

Player	ERA	W-L	APP	GS	CG	SHO	SV	IP	H	R	ER	BB	SO	2B	3B	HR	AB	B/Avg.	WP	HBP	BK	SFA	SHA
GRIMES, Kenzi	1.58	5-0	11	0	0	0/0	2	26.2	24	8	6	12	4	3	0	3	683	.235	1	2	0	0	2
UNDERWOOD, S	3.11	4-3	14	9	2	1/1	1	45.0	65	21	20	17	10	7	1	4	683	.342	1	3	0	0	5
GARCIA, Monique	5.46	2-7	15	12	2	0/1	0	68.0	74	56	53	25	28	18	1	16	137	.288	4	6	0	3	11
THOMPSON, M	10.24	0-2	3	2	2	0/0	0	13.2	25	22	20	7	4	8	0	1	244	.397	1	2	2	3	4
<b>Totals</b>	<b>4.52</b>	<b>11-12</b>	<b>23</b>	<b>23</b>	<b>6</b>	<b>2/1</b>	<b>3</b>	<b>153.1</b>	<b>188</b>	<b>107</b>	<b>99</b>	<b>61</b>	<b>46</b>	<b>36</b>	<b>2</b>	<b>24</b>	<b>612</b>	<b>.307</b>	<b>7</b>	<b>13</b>	<b>2</b>	<b>6</b>	<b>20</b>
<b>Opponents</b>	<b>4.15</b>	<b>12-11</b>	<b>23</b>	<b>23</b>	<b>8</b>	<b>4/1</b>	<b>2</b>	<b>153.1</b>	<b>163</b>	<b>113</b>	<b>91</b>	<b>68</b>	<b>103</b>	<b>20</b>	<b>5</b>	<b>28</b>	<b>600</b>	<b>.272</b>	<b>9</b>	<b>11</b>	<b>1</b>	<b>7</b>	<b>23</b>





# NORTH TEXAS

## 2016 SOFTBALL

### YOUR TEAM. YOUR GREEN.


FEBRUARY	12		FEBRUARY	12		FEBRUARY	13		FEBRUARY	13		FEBRUARY	13	
FEBRUARY	19		FEBRUARY	19		FEBRUARY	20		FEBRUARY	27, 28		FEBRUARY	27, 28	
MARCH	3		MARCH	4, 5		MARCH	5, 6		MARCH	6		MARCH	9	
MARCH	12, 13*		MARCH	15		MARCH	19, 20*		MARCH	22		MARCH	25, 26*	
MARCH	30		APRIL	2, 3*		APRIL	6		APRIL	8, 9		APRIL	9, 10	
APRIL	13		APRIL	16, 17*		APRIL	23, 24*		APRIL	27		APRIL/MAY	30, 1*	
MAY	7, 8*		MAY	12, 13, 14*		MAY	20, 21, 22*		GREEN DENOTES HOME WHITE DENOTES AWAY *CONFERENCE PLAY					





MEANGREENSOFTBALL






**2016 SOFTBALL CHAMPIONSHIP BRACKET**  
#CUSASB #CUSACHAMP

**EVENT INFO**  
 May 11-14  
 Denton, Texas  
 Hosted by North Texas

First Round Wednesday, May 11	Quarterfinals Thursday, May 12	Semifinals Friday, May 13	Championship Saturday, May 14
<p><b>No. 6 seed</b></p> <p>Game 1 (C-USA Digital Network)</p> <p><b>No. 7 seed</b></p> <p>Game 2 (C-USA Digital Network)</p> <p><b>No. 8 seed</b></p>	<p><b>No. 2 seed</b></p> <p>Game 5 (C-USA Digital Network)</p> <p><b>No. 3 seed</b></p> <p>Game 3 (C-USA Digital Network)</p> <p><b>No. 1 seed</b></p> <p>Game 6 (C-USA Digital Network)</p> <p><b>No. 4 seed</b></p> <p>Game 4 (C-USA Digital Network)</p>	<p>Game 8 - 2:30 p.m. (C-USA Digital Network)</p> <p><b>Loser of Game 5</b></p> <p>Game 7 - 12 p.m. (C-USA Digital Network)</p> <p><b>Loser of Game 6</b></p>	<p>Game 9 - 5 p.m. (C-USA Digital Network)</p> <p><b>Loser of Game 8</b></p> <p>Game 10 (CBS Sports Network)</p> <p style="text-align: center;"><b>Champion</b></p>

Game times for the First Round will be 12 p.m., 2:30 p.m., 6 p.m., and 7:30 p.m. Central.

The quarterfinals will be played at 2 p.m. and 4:30 p.m. Central.



CONFERENCEUSA.COM @CUSASB