

NORTH TEXAS



2016 SOFTBALL NOTES



NORTH TEXAS SOFTBALL CONTACT: AUSTIN MILLER | CELL PHONE: 770-375-0171 | OFFICE PHONE: 940-565-3671 | EMAIL: AUSTIN.MILLER@UNT.EDU

2016 SCHEDULE/RESULTS

DATE	OPPONENT	RESULT/TIME
Feb. 12	at #17 Arizona - ^	L, 9-1 (6)
	vs. Nebraska-Omaha - ^	W, 11-3 (5)
Feb. 13	vs. UC Santa Barbara - ^	L, 6-3
	vs. Southern Utah - ^	W, 6-5
Feb. 14	vs. Purdue - ^	L, 6-1
Feb. 19	vs. Northwestern State - &	W, 9-5
	vs. Liberty - &	L, 1-0
Feb. 20	at #19 Baylor - &	W, 7-5 (9)
	vs. Liberty - &	W, 1-0
Feb. 21	at #19 Baylor - &	W, 7-6 (8)
Feb. 27	SAM HOUSTON STATE - %	W, 5-2
	CREIGHTON - %	W, 11-1 (5)
Feb. 28	CREIGHTON - %	L, 5-4 (8)
	SAM HOUSTON STATE - %	L, 5-4
Mar. 4	UT MARTIN - \$	W, 8-4
Mar. 5	NICHOLLS STATE - \$	W, 2-1
	UT MARTIN - \$	W, 5-3
Mar. 6	NICHOLLS STATE - \$	W, 3-2
	HOUSTON BAPTIST - \$	W, 15-1 (5)
Mar. 9	at Texas	PPD
Mar. 12	at UTSA* (DH)	L, 3-2 (8)/L, 8-6
Mar. 13	at UTSA	L, 5-1
Mar. 15	at Incarnate Word	W, 10-2 (5)
Mar. 19	MARSHALL* (DH)	L, 4-1/W, 7-1
Mar. 20	MARSHALL*	L, 9-5
Mar. 22	at Stephen F. Austin	W, 3-2
Mar. 25	at WKU* (DH)	L, 3-6 (8)/W, 9-4
Mar. 26	at WKU*	W, 9-6
Mar. 30	at #19 Baylor	L, 0-2
April 2	FIU* (DH)	1/3 p.m.
April 3	FIU*	11 a.m.
April 6	UT ARLINGTON	6 p.m.
April 8	at Kansas - #	5 p.m.
April 9	vs. Georgia Tech - #	11 a.m.
April 9	at Kansas - #	1:30 p.m.
April 10	vs. Georgia Tech - #	9 a.m.
April 13	at #13 Oklahoma	6 p.m.
April 16	at Southern Miss* (DH)	1/3 p.m.
April 17	at Southern Miss*	1 p.m.
April 23	LOUISIANA TECH* (DH)	1/3 p.m.
April 24	LOUISIANA TECH*	1/3 p.m.
April 27	TEXAS TECH (DH)	1/3 p.m.
April 30	at UTEP* (DH)	2/4 p.m.
May 1	at UTEP*	2 p.m.
May 7	UAB* (DH)	1/3 p.m.
May 8	UAB*	1 p.m.
May 11-14	Conference USA Tournament	TBA

^ - Hillenbrand Invitational (Tucson, Ariz.)
 & - Getteman Classic (Waco, Texas)
 % - North Texas Invitational (Denton, Texas)
 \$ - Mean Green Spring Fling (Denton, Texas)
 # - Kansas Round Robin (Lawrence, Kan.)
 * - Conference USA game

HOME GAMES INDICATED IN BOLD AND CAPS
 All times Central and subject to change



**NORTH TEXAS
 MEAN GREEN
 (18-13, 3-6 C-USA)**

HEAD COACH: TRACEY KEE
 AT NORTH TEXAS: 68-66
 CAREER: 752-428-1

Dates: April 2-3

Opponent: FIU Panthers

Location: Denton, Texas

Venue: Lovelace Stadium

Capacity: 371

Series: FIU leads North Texas 27-14

Last Meeting: North Texas won 3-0

Live Stats:

MeanGreenStats.com

Live Video:

MeanGreenSports.com (Free)

Twitter Updates:

@MeanGreenSB



**FIU
 PANTHERS
 (18-17, 4-5 C-USA)**

HEAD COACH: GATOR REBHAN
 AT FIU: 48-41
 CAREER: 48-41

NORTH TEXAS WEEK SCHEDULE

March 30	at #19 Baylor (28-7)	TV, live stats	Waco, Texas	L, 0-2
April 2	vs. FIU (18-17, 4-5 C-USA)	live video, live stats	Denton, Texas	1 p.m.
April 2	vs. FIU (18-17, 4-5 C-USA)	live video, live stats	Denton, Texas	3 p.m.
April 3	vs. FIU (18-17, 4-5 C-USA)	live stats	Denton, Texas	11 a.m.

NORTH TEXAS QUICK HITS

- North Texas won its first Conference USA series of the season at WKU, handing the defending regular season and tournament champions their first league series loss since joining the league for the 2015 season.
- Kelli Schkade was named Conference USA Co-Player of the Week for her exceptional performance this past week. She hit at a .571 clip in four games, setting a career high for hits as part of a 4-for-4 game at WKU.
- Kelli Schkade leads Conference USA and ranks 13th nationally with 11 home runs. She also leads the league in total bases (89), ranks second in slugging percentage (.832) and ranks third in batting average (.421).
- After a 6-4 start that included a pair of wins over nationally-ranked Baylor and a tournament title at the Getteman Classic, the North Texas softball team received votes in one of the national polls for the first time in school history. North Texas received two votes in the USA Today/NFCA Division I softball coaches poll.
- North Texas garnered 41 points and was picked to finish 10th of 12 teams in the Conference USA preseason poll. Florida Atlantic, with nine first-place votes and 141 of a maximum 144 points, was tabbed as the favorite.

2016 MEAN GREEN

BATTING

No.	Name	Pos.	Yr.	B/T	GP-GS	AVG	R	RBI	Notes
3	Harley Perella	UTIL	Fr.	R/R	31-30	.357	17	20	Had a previous 11-game hit streak
4	Bailey Thompson	OF	Fr.	L/R	31-30	.333	17	5	Hitting .353 in the 9-hole in the lineup
5	Kay Kay Hayter	UTIL	Fr.	L/R	17-9	.290	3	2	Had first multi-hit game vs. No. 21 Baylor
8	Casady Webb	UTIL	Fr.	R/R	20-16	.128	8	5	Started three games at C, two games at 2B
9	Kelli Schkade	IF	Jr.	R/R	31-31	.421	34	32	Has a hit in 28 of 31 games this season
11	Karly Williams	UTIL	Sr.	R/R	31-31	.310	17	21	Tallied career-high four hits at UTSA
12	Makenzi Dawson	IF	Fr.	L/R	29-27	.284	10	6	Leads team with nine stolen bases
14	Hannah Gerecke	OF	Fr.	R/R	15-5	.000	2	0	Scored first career run at UIW
18	Danielle Gregory	OF	Jr.	R/R	31-31	.370	25	13	Has 13 multi-hit games this season
21	Rhyllie Makawe	UTIL	Fr.	R/R	31-31	.333	13	20	Ranks second on the team with .447 OBP
22	Lauren Miller	INF	So.	R/R	17-10	.152	2	3	Hit a solo home run for first career hit
23	Bryana Wade	C	Sr.	R/R	28-28	.254	11	12	Thrown out 13 of 22 runners this year

PITCHING

No.	Name	Pos.	Yr.	W-L	ERA	IP	BB	SO	Notes
10	Lauren Craine	RHP	Fr.	1-3	4.87	27.1	10	8	Worked career-long 5.0 IP at WKU
15	Stacey Underwood	RHP	Jr.	6-5	3.93	76.2	21	52	Leads the team in strikeouts
17	Jessica Elder	LHP	Jr.	11-5	3.18	103.1	23	39	Tossed seven complete games this season

North Texas Quick Facts

Founded: 1890
Location: Denton, Texas
Enrollment: 36, 221
President: Dr. Neal Smatresk
Nickname: Mean Green
Colors: Green and White
Affiliation: Division I-A
Conference: Conference USA
Athletic Director: Rick Villarreal

Softball Staff

Head Coach: Tracey Kee (East Carolina '90)
Record at North Texas: 68-66 (third season)
Overall Record: 752-428-1 (18 seasons)
Associate Head Coach: Natalie Kozlowski (second season)
Assistant Coach: Christina Merrida (second season)
Volunteer Assistant Coach: Greg Higginbotham (first season)
Athletic Trainer: Alex Crawford
Softball Office Phone Number: 940.369.7958

Facility Information

Home Field: Lovelace Stadium
Capacity: 371
Pressbox Phone: 940.369.7777
Field Dimensions: Left Field: 200 ft./Center Field: 220 ft./Right Field: 200 ft.
Outfield Fence Height: 6 ft
Record at Lovelace Stadium: 120-92-1 (nine seasons)

Softball History

First Era of Softball: 1985-88
Record: 37-136
First Year in New Era: 2004
Record in New Era: 309-396-1
All-Time Record: 346-532-1

2016 Preview

2015 Record: 19-31
2015 Conference USA Record: 11-12 (seventh place in regular season)
Conference Tournament Finish: Tied for fifth
Letterwinners Returning/Lost: 4/13
Starters Returning/Lost: 3/5
Pitchers Returning/Lost: 1/3
Newcomers: 11

Media Relations Office

SID: Austin Miller
Office phone: 940.565.3671
Cell phone: 770.375.0171
Email: Austin.Miller@unt.edu
Web Site: www.meangreensports.com
Mailing Address: North Texas Athletic Department
 1155 Union Circle #311397
 Denton, TX 76203
Delivery Address: 1251 South Bonnie Brae
 Shipping Dock - Denton, TX 76207



Facebook www.facebook.com/MeanGreenSB
Twitter @MeanGreenSB
Instagram MeanGreenSB

■ Leading Off

North Texas returns home from a five-game road swing that included a series win at WKU, a midweek win at Stephen F. Austin and, most recently, a midweek loss to No. 19 Baylor on Wednesday night. North Texas now begins a four-game homestand with a three-game Conference USA series against FIU beginning with a doubleheader Saturday. North Texas has posted an 8-4 home record, including a 1-2 mark in Conference USA play, dropping a three-game home series to Marshall. FIU leads the all-time series 27-14, but North Texas has won three straight in the series, sweeping the Panthers in a three-game series in Miami in 2015.

■ Honors Roll In For Schkade

After a weekend that saw her lead North Texas in several offensive categories, including batting average (.571), on-base percentage (.667) and slugging percentage (.929), junior shortstop Kelli Schkade was recognized by the league office as the Conference USA Co-Player of the Week. It's the second Conference USA weekly honor for the Mean Green this season and the second of her career, earning the honor after the first week of play on February 15. She was also named College Sports Madness C-USA Player of the Week.

■ Schkade's Streak

Kelli Schkade recorded a hit in each of the first 19 games, setting the school record for the longest hitting streak. Her solo home run in the fourth inning against Sam Houston State on Feb. 28 broke the record. In addition to a hit in each of the first 19 games, she also had eight multi-hit games. During the 19-game stretch, she led the team in batting average (.431), home runs (8), RBI (23), as well as slugging percentage (.881) and total bases (59). She saw her hit streak come to an end, going 0-for-3 in the series opener against UTSA.



2016 Conference USA Softball



STANDINGS (as of Mar 30, 2016)

EAST										
Team	C-USA			Pct	Overall			Pct	Last 10	Streak
	W	L	T		W	L	T			
FLORIDA ATLANTIC	5	1	0	.833	28	6	0	.824	8-2	W 1
MARSHALL	5	1	0	.833	19	13	0	.594	5-5	L 1
WKU	3	3	0	.500	11	16	0	.407	3-7	L 3
MIDDLE TENNESSEE	4	5	0	.444	18	16	0	.529	6-4	W 3
FIU	4	5	0	.444	18	17	0	.514	3-7	L 3
CHARLOTTE	2	7	0	.222	20	15	0	.571	3-7	L 1

WEST										
Team	C-USA			Pct	Overall			Pct	Last 10	Streak
	W	L	T		W	L	T			
UTEP	6	3	0	.667	15	20	0	.429	6-4	W 3
UTSA	6	3	0	.667	12	20	0	.375	6-4	L 2
UAB	4	2	0	.667	13	19	0	.406	6-4	W 3
NORTH TEXAS	3	6	0	.333	18	13	0	.581	5-5	L 1
SOUTHERN MISS	3	6	0	.333	16	19	0	.457	3-7	L 2
LOUISIANA TECH	0	3	0	.000	18	9	0	.667	4-6	W 2

2016 ROSTER

No.	Name	Ht.	Yr.	Pos.	B/T	Hometown/Previous School
10	Lauren Craine	5-7	Fr.	P	R/R	Aledo, TX (Aledo HS)
12	Makenzi Dawson	5-8	Fr.	IF	L/R	Robinson, TX (Robinson HS)
17	Jessica Elder	5-6	Jr.	P	R/L	Cedar Park, TX (Howard College)
14	Hannah Gerecke	5-7	Fr.	OF	R/R	La Grange, TX (La Grange HS)
18	Danielle Gregory	5-7	Jr.	OF	R/R	Winnsboro, TX (McLennan CC)
5	Kay Kay Hayter	5-6	Fr.	UT	L/R	Garrison, TX (Garrison HS)
21	Rhyllie Makawe	5-5.5	Fr.	UT	R/R	Aledo, TX (Aledo HS)
22	Lauren Miller	5-11	So.	IF	R/R	Blanchard, OK (East Central University)
3	Harley Perella	5-5	Fr.	UT	R/R	Frisco, TX (Heritage HS)
9	Kelli Schkade	5-7	Jr.	IF	R/R	Albany, TX (Missouri)
4	Bailey Thompson	5-4	Fr.	OF	L/R	Edmond, OK (Deer Creek HS)
15	Stacey Underwood	5-10	Jr.	P	R/R	Hico, TX (McLennan CC)
23	Bryana Wade	5-8	Sr.	C	R/R	Choctaw, OK (Mount St. Mary HS)
8	Casady Webb	5-4	Fr.	UT	R/R	Davis, OK (Davis HS)
11	Karly Williams	5-7	Sr.	UT	R/R	Castroville, TX (Medina Valley HS)



CONFERENCE USA PRESEASON POLL ANNOUNCED

Florida Atlantic, with nine first place votes and 141 of a maximum possible 144 points, has been tabbed as the favorite to take the 2016 Conference USA softball crown, as selected by the league's 12 head coaches. UAB's Caitlin Attfield, the reigning 2015 C-USA player of the year, was named the 2016 preseason player of the year. For the second-consecutive season, Florida Atlantic snagged preseason pitcher of the year honors, thanks to junior ace Kylee Hanson.

After finishing second to WKU in both regular season and tournament action a year ago, the Owls look poised to reload and get over the hump in 2016. Joan Joyce's squad returns 12 of 16 players from her 2015 roster, including a scary pitching duo of Hanson and Amanda Wilson, who shutout eventual national champion Florida through seven innings in the Gainesville regional last year.

Marshall, voted a close second in the poll, picked up two first place votes and landed a league-most four athletes on the preseason All-Conference USA squad. The Thundering Herd return a stock of talent including 2015 C-USA freshman of the year Elicia D'Orazio, Team USA member Morgan Zerkle and 33-game winner Jordan Dixon.

After nearly knocking off the eventual C-USA champion Lady Toppers in the semifinals in 2015, UAB is slated to challenge for this year's championship once again after being tabbed third in the preseason poll. Head coach Marla Townsend has the Blazers aimed at a return trip to the NCAA Tournament (2014), led by Conference USA preseason player of the year Attfield and preseason All-C-USA member Sara Beth Williamson, both of which earned first team honors at the conclusion of last season.

The 2016 Conference USA Championship is slated to take place May 11-14 at Lovelace Stadium, hosted by North Texas, in Denton, Texas. The league's top eight teams in the final regular season standings qualify for the tournament, with the first round being a single elimination format and the quarterfinals/semifinals being a double elimination format. The championship game will be televised live nationally by CBS Sports Networks.

**CONFERENCE USA
PRESEASON POLL**

1. Florida Atlantic (9)
2. Marshall (2)
3. UAB
4. UTSA (1)
5. Louisiana Tech
6. FIU
7. Charlotte
8. WKU
9. UTEP
10. North Texas
11. Middle Tennessee
12. Southern Miss

**USA Today/NFCA Coaches Top 25
WEEK 7**

Rank	Team	Record	Last Poll
1.	Florida (32)	33-1	1
2.	Michigan	24-3	2
3.	Auburn	30-4	3
4.	Oregon	26-4	4
5.	Louisiana-Lafayette	25-2	5
6.	Alabama	28-6	6
7.	James Madison	25-2	9
8.	LSU	26-8	7
9.	Florida State	26-3	11
10.	Georgia	29-5	12
11.	Washington	21-7	10
12.	Texas A&M	27-6	8
13.	Oklahoma	23-6	13
14.	Kentucky	30-4	15
15.	Missouri	24-5	16
16.	UCLA	19-10-1	14
17.	Tennessee	25-8	17
18.	Arizona	22-10	18
19.	Baylor	26-6	20
20.	Arizona State	25-9	21
21.	Minnesota	22-9	22
22.	Notre Dame	24-5	19
23.	Florida Atlantic	28-6	23
24.	USF	29-9	RV
25.	Fresno State	18-9-1	25

Others Receiving Votes: Nebraska, Ohio State, Cal State Fullerton, Tulsa, Utah, UCF, Texas, California, South Alabama, South Carolina, Illinois, McNeese State, BYU

**ESPN.com/USA Softball Top 25
WEEK 7**

Rank	Team	Record	Last Poll
1.	Florida (19)	33-1	1
2.	Michigan	24-3	2
3.	Auburn	30-4	3
4.	Louisiana-Lafayette	25-2	5
5.	Oregon	26-4	7
6.	James Madison	25-2	9
7.	Alabama	28-6	8
8.	Florida State	26-3	11
9.	Georgia	29-5	12
10.	LSU	26-8	6
11.	Texas A&M	27-6	4
12.	Kentucky	30-4	12
13.	Washington	21-7	10
14.	Oklahoma	23-6	14
15.	Missouri	24-5	15
16.	Tennessee	25-8	19
17.	Arizona	22-10	18
18.	UCLA	19-10-1	16
19.	Baylor	26-6	20
20.	Notre Dame	24-5	17
21.	Arizona State	25-9	21
22.	Minnesota	22-9	22
23.	USF	29-9	RV
24.	Ohio State	18-7	RV
25.	Louisville	22-6	RV

Others Receiving Votes: Fresno State, Tulsa, Utah, Oregon State, USC Upstate, Cal State Fullerton, Nebraska, Texas, Florida Atlantic, Illinois, Mississippi State, Oklahoma State, San Diego State, UCF, UT Arlington

2016 C-USA SOFTBALL PRESEASON TEAM

Player	School	Pos.	Class	Hometown
Kylee Hanson	Florida Atlantic	P	Jr.	Jupiter, Fla.
Jordan Dixon	Marshall	P	Jr.	Edmond, Okla.
Lexi Betancourt	Charlotte	P	Sr.	Garner, N.C.
Krysta Tutsch	Louisiana Tech	C	Sr.	Davenport, Iowa
Morgan Harris	Middle Tennessee	C	So.	Cookeville, Tenn.
Caitlin Attfield	UAB	IF	Sr.	Niagara Falls, N.Y.
Stephanie Teixeira	FIU	IF	Jr.	Miami, Fla.
Sara Beth Williamson	UAB	IF	Sr.	Gardendale, Ala.
Emily Lochten	Florida Atlantic	IF	So.	Lake Worth, Fla.
Elicia D'Orazio	Marshall	IF	So.	Clermont, Fla.
Morgan Zerkle	Marshall	OF	Jr.	Milton, W. Va.
Kendall Burton	UTSA	OF	So.	Missouri City, Texas
Kaelynn Greene	Marshall	OF	Sr.	Eastvale, Calif.
Christina Martinez	Florida Atlantic	OF	Sr.	Miami, Fla.
Kawehiokalani Netane	UTEP	DP/UT	Sr.	Orlando, Fla.

2016 PRESEASON PLAYER OF THE YEAR

Caitlin Attfield, UAB, Sr.

2016 PRESEASON PITCHER OF THE YEAR

Kylee Hanson, Florida Atlantic, Jr.

MEAN GREEN CATEGORY LEADERS

BATTING AVERAGE

Kelli Schkade.....	.421
Danielle Gregory370
Harley Perella.....	.357

AT-BATS

Kelli Schkade.....	107
Danielle Gregory	100
Karly Williams.....	100

RUNS

Kelli Schkade.....	34
Danielle Gregory	25
Bailey Thompson	17
Harley Perella.....	17
Karly Williams.....	17

HITS

Kelli Schkade.....	45
Danielle Gregory	37
Harley Perella.....	35

DOUBLES

Kelli Schkade.....	9
Harley Perella.....	9
Karly Williams.....	7

HOME RUNS

Kelli Schkade.....	11
Karly Williams.....	5
Rhylie Makawe.....	5

RBI

Kelli Schkade.....	32
Karly Williams.....	21
Rhylie Makawe.....	20
Harley Perella.....	20

TOTAL BASES

Kelli Schkade.....	89
Harley Perella.....	56
Danielle Gregory	53

ON BASE PERCENTAGE

Kelli Schkade.....	.479
Rhylie Makawe.....	.447
Danielle Gregory434

SLUGGING PERCENTAGE

Kelli Schkade.....	.832
Rhylie Makawe.....	.583
Harley Perella.....	.571

WINS

Jessica Elder.....	11
--------------------	----

EARNED RUN AVERAGE

Jessica Elder.....	3.18
--------------------	------

INNINGS PITCHED

Jessica Elder.....	103.1
--------------------	-------

STRIKEOUTS

Stacey Underwood	52
------------------------	----

OPPOSING BATTING AVERAGE

Jessica Elder.....	.277
--------------------	------

■ **Playing Them Close**

Through 27 games, North Texas has already played four extra-inning games and 10 one-run games, posting a 2-3 record in extra-inning games and a 6-4 record in one-run games. The most recent such game was a 6-3 loss to WKU in eight innings. North Texas has won three games in walk-off fashion and has also lost two games in walk-off fashion. Freshman first baseman Rhylie Makawe drove in the game-winning run to defeat Southern Utah 6-5, while junior outfielder Danielle Gregory scored the game-winning run to defeat Liberty 1-0 and drove in the game-winning run to defeat nationally-ranked Baylor 7-6.

■ **Playing The Field**

The nation's fifth-best fielding team in 2015, North Texas is off to another great start, fielding at a .981 clip in 2016, the best mark in Conference USA and the sixth-best nationally, recording 622 putouts, 221 assists and just 17 errors in 860 fielding chances. Senior catcher Bryana Wade has also thrown out 13 of 22 runners who have attempted to steal a base this season.

■ **Topping The Defending Champs**

Hitting, and specifically timely and significant hitting, proved to be the difference in the series at defending regular season and tournament champion Western Kentucky. After being limited to just five hits, tied for its third-lowest output of the season in the first game, a 6-3 loss in eight innings, North Texas bounced back with 15 hits in a 9-4 win in game two and 10 hits in a 9-6 win in the rubber game. In the first game, North Texas was 3-for-19 with runners on base, including 1-for-10 with runners in scoring position, and 1-for-10 with two outs. In the second and third games, North Texas was a combined 14-for-32 with runners on base, including 10-for-24 with runners in scoring position, and 7-for-17 with two outs.

■ **History Repeating**

With the weekend sweep of then-No. 21 Baylor, North Texas picked up its 10th and 11th win over nationally-ranked teams in school history, improving to 11-90 all-time against top-25 teams. North Texas has defeated multiple ranked teams in the same season for the third time in school history and the first time since 2011, when the Mean Green defeated three ranked teams. In addition, seven of the 11 wins over nationally-ranked teams have come against Baylor, including three in the last two seasons.

■ **Coming Through In the Clutch**

Timely hitting lifted North Texas to both of its win over No. 21 Baylor. In the first game, North Texas scored four of their seven runs with two outs, including the game-tying runs in the sixth inning and what proved to be the game-winning runs in the ninth inning. In the second game, North Texas scored six of their seven runs with two outs in the inning, including the game-tying runs in the seventh inning and the game-winning run in the eighth inning.

■ **Shutting It Down In Waco**

As a pitching staff, North Texas posted a 2.03 ERA at the Getteman Classic, giving up just 17 runs -- 11 earned -- on 30 hits with five walks and 14 strikeouts in 38.0 innings of work. In the championship game against No. 21 Baylor, the trio of Jessica Elder, Stacey Underwood and Lauren Craine worked a combined 8.0 innings, limiting Baylor to six runs -- four earned runs -- on nine hits with a walk and three strikeouts.

■ **By The Rankings**

North Texas has played three ranked teams this season, winning twice at No. 21 Baylor, losing once at No. 13 Arizona and losing once at No. 19 Baylor, moving to 11-91 all-time against top-25 opponents. Oklahoma, currently ranked No. 13, remains on the schedule.

■ **Tracking The RPI**

North Texas checks in at No. 80 in this week's RPI rankings, the fourth-highest ranking among Conference USA teams. North Texas enters the week with a 5-4 record against RPI top 100 teams, including a 2-1 record against RPI top 25 teams, which includes two wins over No. 14 Baylor and a win each over No. 73 Marshall, No. 87 Northwestern State and No. 94 Stephen F. Austin.

■ **Power-Five Competition**

North Texas has faced three of its eight power-five conference opponents this season, defeating Baylor twice at the Getteman Classic, falling to No. 15 Arizona and Purdue at the Hillenbrand Invitational, and falling to Baylor in a rematch later in the season. The Mean Green will also face Kansas, Georgia Tech, No. 13 Oklahoma, Texas Tech and Texas later in the season. North Texas will play Texas in a game rescheduled for Wednesday, May 4 in Austin.

■ **NCAA Tournament Tested**

North Texas will face five 2015 NCAA Tournament teams in 2016, as the program pursues its first-ever NCAA Tournament appearance in its own right. NCAA Tournament teams from last season on the schedule include Super Regional participants in Arizona and Oklahoma, the defending Big 12 champion, and Conference USA regular-season and tournament champion Western Kentucky, as well as Baylor and Texas from the Big 12 Conference.

**2016 North Texas Softball
Overall Statistics for North Texas (as of Mar 30, 2016)
(All games Sorted by Batting avg)**

Record: 18-13 Home: 8-4 Away: 6-6 Neutral: 4-3 C-USA: 3-6

Player	avg	gp-gs	ab	r	h	2b	3b	hr	rbi	tb	slg%	bb	hp	so	gdp	ob%	sf	sh	sb-att	po	a	e	fld%
9 SCHKADE, Kelli	.421	31-31	107	34	45	9	1	11	32	89	.832	10	2	8	0	.479	0	3	6-6	55	55	3	.97
18 GREGORY, Danielle	.370	31-31	100	25	37	6	2	2	13	53	.530	9	3	17	0	.434	1	4	6-8	56	3	2	.96
3 PERELLA, Harley	.357	31-30	98	17	35	9	0	4	20	56	.571	3	3	19	0	.390	1	1	5-7	20	39	5	.92
21 MAKAWA, Rhyllie	.333	31-31	84	13	28	6	0	5	20	49	.583	14	4	17	1	.447	1	6	2-2	18	9	1	.99
4 THOMPSON, Bailey	.333	31-30	75	17	25	1	0	0	5	26	.347	6	1	9	0	.386	1	3	8-9	53	1	1	.98
11 WILLIAMS, Karly	.310	31-31	100	17	31	7	0	5	21	53	.530	5	3	8	0	.358	1	7	8-9	80	50	1	.99
5 HAYTER, Kay Kay	.290	17-9	31	3	9	0	0	0	2	9	.290	0	1	8	0	.313	0	2	2-4	4	8	1	.92
12 DAWSON, Makenzi	.284	29-27	81	10	23	1	0	0	6	24	.296	11	4	15	0	.396	0	6	9-11	40	1	1	.97
23 WADE, Bryana	.254	28-28	71	11	18	2	0	3	12	29	.408	14	1	15	0	.384	0	5	0-0	99	20	2	.98
22 MILLER, Lauren	.152	17-10	33	2	5	1	0	1	3	9	.273	2	0	7	1	.194	1	1	0-0	1	0	0	1.000
8 WEBB, Casady	.128	20-16	47	8	6	0	0	0	5	6	.128	8	0	14	0	.246	2	1	1-1	16	9	0	1.000
14 GERECKE, Hannah	.000	15-5	15	2	0	0	0	0	0	0	.000	3	0	2	0	.167	0	3	2-2	6	1	0	1.000
Totals	.311	31	842	15	26	42	3	31	13	40	.479	85	22	13	2	.386	8	42	49-59	62	22	17	.98
Opponents	.291	31	807	12	23	41	3	24	11	35	.439	54	21	99	4	.347	11	18	13-28	62	25	43	.95

LOB - Team (223), Opp (171). DPs turned - Team (8), Opp (10). IBB - Team (3), Schkade, K. 3, Opp (5). Picked off - Schkade, K. 1.

(All games Sorted by Earned run avg)

Player	era	w-l	app	gs	cg	sho	sv	ip	h	r	er	bb	so	2b	3b	hr	b/avg	wp	hp	bk	sf	sha
17 ELDER, Jessica	3.18	11-5	23	14	7	0/1	0	103.0	108	54	47	23	39	18	3	13	.277	1	13	0	8	7
15 UNDERWOOD, Stacey	3.93	6-5	19	15	4	0/1	0	76.2	83	48	43	21	52	15	0	5	.283	5	7	2	3	9
10 CRAINE, Lauren	4.87	1-3	14	2	0	0/0	1	27.1	44	20	19	10	8	8	0	6	.355	1	1	0	0	2
Totals	3.68	18-13	31	31	11	1/1	1	207.1	235	122	109	54	99	41	3	24	.291	7	21	2	11	18
Opponents	4.53	13-18	31	31	12	2/2	3	207.0	262	159	134	85	139	42	3	31	.311	16	22	1	8	42

PB - Team (1), Wade 1, Opp (2). Pickoffs - Team (1), Wade 1, Opp (1). SBA/ATT - Wade (10-23), Underwood, S (7-14), Elder (4-10), Craine (2-4), Webb (2-4).

**2016 North Texas Softball
Games Summary for North Texas (as of Mar 31, 2016)
(All games)**

Score by innings	1	2	3	4	5	6	7	8	9	Total
North Texas	14	18	37	30	19	12	24	2	3	159
Opponents	16	13	24	16	18	21	7	6	1	122

Record when ...	Record	Record
Overall	18-13	After 4 leading 12-3
Conference	3-6 trailing 3-8
Non-Conference	15-7 tied 3-2
Home games	8-4	After 5 leading 8-0
Away games	6-6 trailing 3-10
Neutral site	4-3 tied 3-3
Day games	16-11	After 6 leading 10-0
Night games	2-2 trailing 2-10
vs Left starter	2-2 tied 2-2
vs Right starter	16-11	
1-Run games	6-4	Hit 0 home runs 8-7
2-Run games	2-2	... 1 home run 2-5
5+Run games	6-2	... 2+ home runs 8-1
Extra innings	2-3	
Shutouts	1-2	Opponent 0 home r 9-5
	 1 home run 7-5
Scoring 0-2 runs	2-7 2+ HRs 2-3
..... 3-5 runs	4-5	
..... 6-9 runs	8-1	Made 0 errors 11-8
..... 10+ runs	4-0 1 error 5-4
	 2+ errors 2-1
Opponent 0-2 runs	9-2	
..... 3-5 runs	7-5	Opp. made 0 errors 4-5
..... 6-9 runs	2-6 1 error 5-4
..... 10+ runs	0-0 2+ errors 9-4
Scored in 1st inning	6-2	Out-hit opponent 16-2
Opp. scored in 1st	5-5	Out-hit by opponen 1-9
Scores first	14-4	Hits are tied 1-2
Opp. scores first	4-9	

**2016 North Texas Softball
Season Game Highs for North Texas (as of Mar 31, 2016)
(All games)**

TEAM GAME HIGHS

Batting	
At bats:	35 - vs Northwestern State (Feb 19, 2016 at Waco, Texas)
Runs scored:	15 - vs Houston Baptist (Mar 06, 2016)
Hits:	16 - vs Houston Baptist (Mar 06, 2016)
RBIs:	15 - vs Houston Baptist (Mar 06, 2016)
Doubles:	6 - vs Houston Baptist (Mar 06, 2016)
Triples:	1 - vs Liberty (Feb 20, 2016 at Waco, Texas)
	1 - vs Baylor (Feb 21, 2016)
	1 - vs Sam Houston State (Feb 27, 2016)
Home runs:	4 - vs Houston Baptist (Mar 06, 2016)
Total bases:	34 - vs Houston Baptist (Mar 06, 2016)
Walks:	8 - at Baylor (Feb 20, 2016)
Strikeouts:	11 - vs Purdue (Feb 14, 2016 at Tucson, Ariz.)
Sac hits:	4 - vs Creighton (Feb 28, 2016)
	4 - at WKU (Mar 26, 2016)
Sac flies:	2 - vs UC Santa Barbara (Feb 13, 2016 at Tucson, Ariz.)
Stolen bases:	4 - (4 times)
Hit by pitch:	3 - vs Houston Baptist (Mar 06, 2016)
	3 - at WKU (Mar 25, 2016)
	3 - at WKU (Mar 26, 2016)
Caught stealing:	2 - vs UT Martin (Mar 04, 2016)
Runners LOB:	12 - at Baylor (Feb 20, 2016)
Hit into DP:	2 - vs Creighton (Feb 27, 2016)
	2 - at UTSA (Mar 12, 2016)
Fielding	
Putouts:	27 - at Baylor (Feb 20, 2016)
Assists:	15 - at Baylor (Feb 20, 2016)
Errors:	3 - vs Baylor (Feb 21, 2016)
	3 - vs Marshall (Mar 19, 2016)
Passed balls:	1 - vs UC Santa Barbara (Feb 13, 2016 at Tucson, Ariz.)
DPs turned:	1 - (8 times)
Pitching	
Innings pitched:	9.0 - at Baylor (Feb 20, 2016)
Runs allowed:	9 - at Arizona (Feb 12, 2016)
	9 - vs Marshall (Mar 20, 2016)
Earned runs:	9 - at Arizona (Feb 12, 2016)
	9 - vs Marshall (Mar 20, 2016)
Walks allowed:	5 - at Arizona (Feb 12, 2016)
Strikeouts:	8 - vs Nebraska-Omaha (Feb 12, 2016 at Tucson, Ariz.)
	8 - vs UC Santa Barbara (Feb 13, 2016 at Tucson, Ariz.)
Hits allowed:	17 - vs Marshall (Mar 20, 2016)

**2016 North Texas Softball
Season Game Highs for North Texas (as of Mar 31, 2016)
(All games)**

INDIVIDUAL GAME HIGHS

Batting	
At bats:	5 - (10 times)
Runs scored:	3 - (6 times)
Hits:	4 - WILLIAMS, Karly at UTSA (Mar 12, 2016)
	4 - SCHKADE, Kelli at WKU (Mar 25, 2016)
RBIs:	4 - SCHKADE, Kelli vs Nebraska-Omaha (Feb 12, 2016 at Tucson,
	4 - SCHKADE, Kelli vs Northwestern State (Feb 19, 2016 at Wac
	4 - WILLIAMS, Karly vs Houston Baptist (Mar 06, 2016)
Doubles:	2 - (5 times)
Triples:	1 - GREGORY, Danielle vs Liberty (Feb 20, 2016 at Waco, Texas)
	1 - GREGORY, Danielle vs Baylor (Feb 21, 2016)
	1 - SCHKADE, Kelli vs Sam Houston State (Feb 27, 2016)
Home runs:	2 - SCHKADE, Kelli vs Nebraska-Omaha (Feb 12, 2016 at Tucson,
	2 - WILLIAMS, Karly vs Houston Baptist (Mar 06, 2016)
Total bases:	8 - SCHKADE, Kelli vs Nebraska-Omaha (Feb 12, 2016 at Tucson,
	8 - WILLIAMS, Karly vs Houston Baptist (Mar 06, 2016)
	8 - WILLIAMS, Karly at UTSA (Mar 12, 2016)
Walks:	2 - (11 times)
Strikeouts:	3 - GREGORY, Danielle vs Sam Houston State (Feb 28, 2016)
	3 - WILLIAMS, Karly at UTSA (Mar 13, 2016)
Sac hits:	2 - (4 times)
Sac flies:	1 - (8 times)
Stolen bases:	2 - WILLIAMS, Karly vs UC Santa Barbara (Feb 13, 2016 at Tucs
	2 - DAWSON, Makenzi vs Creighton (Feb 28, 2016)
Hit by pitch:	2 - PERELLA, Harley at WKU (Mar 25, 2016)
Caught stealing:	1 - (10 times)
Runners LOB:	5 - THOMPSON, Bailey vs Marshall (Mar 19, 2016)
Fielding	
Putouts:	12 - MAKAWA, Rhyllie at Baylor (Feb 20, 2016)
	12 - MAKAWA, Rhyllie vs Nicholls State (Mar 05, 2016)
Assists:	6 - WILLIAMS, Karly at WKU (Mar 25, 2016)
Errors:	2 - PERELLA, Harley vs Northwestern State (Feb 19, 2016 at Wa
	2 - SCHKADE, Kelli vs Baylor (Feb 21, 2016)
Passed balls:	1 - WADE, Bryana vs UC Santa Barbara (Feb 13, 2016 at Tucson
Pitching	
Innings pitched:	8.0 - ELDER, Jessica vs Creighton (Feb 28, 2016)
Runs allowed:	8 - UNDERWOOD, Stacey at UTSA (Mar 12, 2016)
Earned runs:	8 - UNDERWOOD, Stacey at UTSA (Mar 12, 2016)
Walks allowed:	3 - ELDER, Jessica at Arizona (Feb 12, 2016)
	3 - ELDER, Jessica vs Southern Utah (Feb 13, 2016 at Tucson, Ar
	3 - UNDERWOOD, Stacey vs Creighton (Feb 27, 2016)
Strikeouts:	8 - UNDERWOOD, Stacey vs Nebraska-Omaha (Feb 12, 2016 at
Hits allowed:	11 - UNDERWOOD, Stacey at UTSA (Mar 12, 2016)

**2016 North Texas Softball
Miscellaneous Stats for North Texas (as of Mar 31, 2016)
(All games)**

Multiple Hit Games	2	3	4	5+	Total
9 SCHKADE, Kelli	12	1	1	-	14
18 GREGORY, Danie	10	3	-	-	13
3 PERELLA, Harley	10	1	-	-	11
21 MAKAWA, Rhyllie	10	-	-	-	10
11 WILLIAMS, Karly	5	1	1	-	7
12 DAWSON, Make	7	-	-	-	7
4 THOMPSON, Bail	5	2	-	-	7
23 WADE, Bryana	3	-	-	-	3
5 HAYTER, Kay Kay	2	-	-	-	2
8 WEBB, Casady	2	-	-	-	2
22 MILLER, Lauren	1	-	-	-	1
TEAM	67	8	2	0	77

Multiple RBI Game	2	3	4	5+	Total
9 SCHKADE, Kelli	5	3	2	-	10
21 MAKAWA, Rhyllie	4	1	-	-	5
23 WADE, Bryana	4	-	-	-	4
3 PERELLA, Harley	1	3	-	-	4
11 WILLIAMS, Karly	1	2	1	-	4
18 GREGORY, Danie	3	-	-	-	3
12 DAWSON, Make	1	-	-	-	1
TEAM	19	9	3	0	31

Hitting Streaks	Longes	Curren
9 SCHKADE, Kelli	19	-
3 PERELLA, Harley	11	4
18 GREGORY, Danie	7	-
12 DAWSON, Make	6	-
21 MAKAWA, Rhyllie	5	-
23 WADE, Bryana	5	-
4 THOMPSON, Bail	5	-
11 WILLIAMS, Karly	4	4
5 HAYTER, Kay Kay	3	-
8 WEBB, Casady	1	-
22 MILLER, Lauren	1	-

Reached Base Stre	Longes	Curren
9 SCHKADE, Kelli	19	11
3 PERELLA, Harley	12	4
18 GREGORY, Danie	9	-
11 WILLIAMS, Karly	8	4
21 MAKAWA, Rhyllie	7	-
12 DAWSON, Make	7	7
8 WEBB, Casady	6	-
4 THOMPSON, Bail	5	-
23 WADE, Bryana	5	-
22 MILLER, Lauren	3	-
5 HAYTER, Kay Kay	3	-
14 GERECKE, Hann	2	1

2016 North Texas Softball
Game Results for North Texas (as of Mar 31, 2016)
(All games)

Date	Opponent	Score	Inns	Overall	C-USA	Pitcher of record	Attend	Time
! Feb 12, 2016	at #13 Arizona-2	L 1-9	6	0-1-0	0-0-0	Elder (L 0-1)	1889	1:40
Feb 12, 2016	vs Nebraska-Omaha	w 11-3	5	1-1-0	0-0-0	Underwood, S (W 1-	74	1:40
Feb 13, 2016	vs UC Santa Barbara	L 3-6	7	1-2-0	0-0-0	Underwood, S (L 1-1	105	2:15
Feb 13, 2016	vs Southern Utah	w 6-5	7	2-2-0	0-0-0	Elder (W 1-1)	211	1:50
Feb 14, 2016	vs Purdue	L 1-6	7	2-3-0	0-0-0	Underwood, S (L 1-2	218	1:45
Feb 19, 2016	vs Northwestern State	w 9-5	7	3-3-0	0-0-0	Elder (W 2-1)	756	2:14
# Feb 19, 2016	vs Liberty	L 0-1	7	3-4-0	0-0-0	Underwood, S (L 1-3	812	1:55
Feb 20, 2016	at #21 Baylor	w 7-5	(9)	4-4-0	0-0-0	Underwood, S (W 2-	1114	2:28
Feb 20, 2016	vs Liberty	w 1-0	7	5-4-0	0-0-0	Elder (W 3-1)	1174	1:30
Feb 21, 2016	at #21 Baylor	w 7-6	(8)	6-4-0	0-0-0	Craine (W 1-0)	1122	2:22
Feb 27, 2016	SAM HOUSTON STATE	w 5-2	7	7-4-0	0-0-0	Elder (W 4-1)	240	1:36
Feb 27, 2016	CREIGHTON	w 11-1	5	8-4-0	0-0-0	Underwood, S (W 3-	308	1:46
Feb 28, 2016	CREIGHTON	L 4-5	(8)	8-5-0	0-0-0	Elder (L 4-2)	288	2:01
Feb 28, 2016	SAM HOUSTON STATE	L 4-5	7	8-6-0	0-0-0	Craine (L 1-1)	180	2:01
Mar 04, 2016	UT MARTIN	w 8-4	7	9-6-0	0-0-0	Elder (W 5-2)	152	2:05
Mar 05, 2016	NICHOLLS STATE	w 2-1	7	10-6-0	0-0-0	Underwood, S (W 4-	215	1:45
Mar 05, 2016	UT MARTIN	w 5-3	7	11-6-0	0-0-0	Elder (W 6-2)	239	2:13
Mar 06, 2016	NICHOLLS STATE	w 3-2	7	12-6-0	0-0-0	Elder (W 7-2)	184	1:36
Mar 06, 2016	HOUSTON BAPTIST	w 15-1	5	13-6-0	0-0-0	Underwood, S (W 5-	192	1:30
* Mar 12, 2016	at UTSA-1	L 2-3	(8)	13-7-0	0-1-0	Elder (L 7-3)	-	1:55
* Mar 12, 2016	at UTSA-2	L 6-8	7	13-8-0	0-2-0	Underwood, S (L 5-4	179	2:00
* Mar 13, 2016	at UTSA	L 1-5	7	13-9-0	0-3-0	Elder (L 7-4)	229	2:03
Mar 15, 2016	at Incarnate Word	w 10-2	5	14-9-0	0-3-0	Underwood, S (W 6-	180	1:40
* Mar 19, 2016	MARSHALL-1	L 1-4	7	14-10-0	0-4-0	Underwood, S (L 6-5	131	1:58
* Mar 19, 2016	MARSHALL-2	w 7-1	7	15-10-0	1-4-0	Elder (W 8-4)	150	2:22
* Mar 20, 2016	MARSHALL	L 5-9	7	15-11-0	1-5-0	Craine (L 1-2)	107	2:27
Mar 22, 2016	at Stephen F. Austin	w 3-2	7	16-11-0	1-5-0	Elder (W 9-4)	148	1:29
* Mar 25, 2016	at WKU-1	L 3-6	(8)	16-12-0	1-6-0	Craine (L 1-3)	115	2:27
* Mar 25, 2016	at WKU-2	w 9-4	7	17-12-0	2-6-0	Elder (W 10-4)	130	1:59
* Mar 26, 2016	at WKU	w 9-6	7	18-12-0	3-6-0	Elder (W 11-4)	172	2:01
Mar 30, 2016	at #19 Baylor	L 0-2	7	18-13-0	3-6-0	Elder (L 11-5)	833	1:33

() extra inning game

GAME-BY-GAME STARTERS BY POSITION

Opponent	C	1B	2B	3B	SS	LF	CF	RF	DP	P
Feb. 12 at #13 Arizona	Wade	Makawe	Williams	Perella	Schkade	Gregory	Thompson	Dawson	Webb	Elder
Feb. 12 vs. Nebraska-Omaha	Wade	Makawe	Williams	Perella	Schkade	Gregory	Thompson	Dawson	Webb	Underwood
Feb. 13 vs. UC Santa Barbara	Wade	Makawe	Williams	Perella	Schkade	Gregory	Thompson	Dawson	Webb	Underwood
Feb. 13 vs. Southern Utah	Wade	Makawe	Williams	Perella	Schkade	Gregory	Thompson	Gerecke	Hayter	Craine
Feb. 14 vs. Purdue	Wade	Makawe	Williams	Perella	Schkade	Gregory	Thompson	Dawson	Miller	Underwood
Feb. 19 vs. Northwestern State	Webb	Makawe	Williams	Perella	Schkade	Gregory	Thompson	Gerecke	Dawson	Elder
Feb. 19 vs. Liberty	Wade	Makawe	Williams	Hayter	Schkade	Gregory	Thompson	Dawson	Miller	Underwood
Feb. 20 at #21 Baylor	Wade	Makawe	Williams	Perella	Schkade	Gregory	Thompson	Dawson	Webb	Elder
Feb. 20 vs. Liberty	Wade	Makawe	Williams	Perella	Schkade	Gregory	Thompson	Dawson	Miller	Underwood
Feb. 21 at #21 Baylor	Wade	Makawe	Williams	Hayter	Schkade	Perella	Gregory	Dawson	Miller	Elder
Feb. 27 vs. Sam Houston State	Wade	Makawe	Williams	Perella	Schkade	Gregory	Thompson	Dawson	Hayter	Elder
Feb. 27 vs. Creighton	Wade	Makawe	Williams	Perella	Schkade	Gregory	Thompson	Dawson	Webb	Underwood
Feb. 28 vs. Creighton	Wade	Makawe	Williams	Perella	Schkade	Gregory	Thompson	Dawson	Hayter	Elder
Feb. 28 vs. Sam Houston State	Wade	Makawe	Williams	Perella	Schkade	Gregory	Thompson	Dawson	Gerecke	Underwood
March 4 vs. UT Martin	Wade	Makawe	Webb	Williams	Schkade	Gregory	Thompson	Dawson	Perella	Craine
March 5 vs. Nicholls State	Wade	Makawe	Webb	Williams	Schkade	Gregory	Thompson	Dawson	Perella	Underwood
March 5 vs. UT Martin	Wade	Makawe	Williams	Perella	Schkade	Gregory	Thompson	Dawson	Webb	Underwood
March 6 vs. Nicholls State	Wade	Makawe	Williams	Perella	Schkade	Gregory	Thompson	Dawson	Webb	Elder
March 6 vs. Houston Baptist	Wade	Makawe	Williams	Perella	Schkade	Gregory	Thompson	Gerecke	Miller	Underwood
March 12 at UTSA	Wade	Makawe	Williams	Perella	Schkade	Gregory	Thompson	Dawson	Miller	Elder
March 12 at UTSA	Wade	Makawe	Williams	Hayter	Schkade	Perella	Gregory	Thompson	Webb	Underwood
March 13 at UTSA	Wade	Makawe	Williams	Perella	Schkade	Gregory	Thompson	Dawson	Webb	Elder
March 15 at Incarnate Word	Wade	Makawe	Williams	Perella	Schkade	Gregory	Thompson	Gerecke	Webb	Underwood
March 19 vs. Marshall	Wade	Makawe	Williams	Perella	Schkade	Gregory	Thompson	Dawson	Miller	Underwood
March 19 vs. Marshall	Wade	Makawe	Williams	Perella	Schkade	Gregory	Thompson	Dawson	Miller	Elder
March 20 vs. Marshall	Wade	Makawe	Williams	Perella	Schkade	Gregory	Thompson	Dawson	Miller	Elder
March 22 at Stephen F. Austin	Wade	Makawe	Williams	Hayter	Schkade	Gregory	Thompson	Dawson	Perella	Elder
March 25 at WKU	Wade	Makawe	Williams	Perella	Schkade	Gregory	Thompson	Dawson	Miller	Underwood
March 25 at WKU	Webb	Makawe	Williams	Perella	Schkade	Gregory	Thompson	Dawson	Hayter	Elder
March 26 at WKU	Wade	Makawe	Williams	Perella	Schkade	Gregory	Thompson	Dawson	Hayter	Underwood
March 30 at #19 Baylor	Wade	Makawe	Williams	Perella	Schkade	Gregory	Thompson	Dawson	Webb	Elder

GAME-BY-GAME STARTERS BY BATTING ORDER

Opponent	1	2	3	4	5	6	7	8	9
Feb. 12 at #13 Arizona	Schkade	Williams	Dawson	Wade	Webb	Perella	Gregory	Makawe	Thompson
Feb. 12 vs. Nebraska-Omaha	Schkade	Williams	Dawson	Webb	Perella	Wade	Gregory	Makawe	Thompson
Feb. 13 vs. UC Santa Barbara	Schkade	Dawson	Williams	Webb	Wade	Gregory	Makawe	Perella	Thompson
Feb. 13 vs. Southern Utah	Hayter	Williams	Schkade	Gregory	Makawe	Wade	Perella	Gerecke	Thompson
Feb. 14 vs. Purdue	Schkade	Williams	Dawson	Gregory	Makawe	Wade	Perella	Miller	Thompson
Feb. 19 vs. Northwestern State	Schkade	Williams	Makawe	Gregory	Perella	Dawson	Webb	Gerecke	Thompson
Feb. 19 vs. Liberty	Schkade	Williams	Makawe	Gregory	Dawson	Miller	Webb	Thompson	Hayter
Feb. 20 at #21 Baylor	Schkade	Williams	Makawe	Gregory	Dawson	Webb	Perella	Thompson	Wade
Feb. 20 vs. Liberty	Schkade	Dawson	Williams	Makawe	Gregory	Perella	Miller	Thompson	Wade
Feb. 21 at #21 Baylor	Schkade	Dawson	Gregory	Perella	Makawe	Williams	Miller	Hayter	Wade
Feb. 27 vs. Sam Houston State	Schkade	Dawson	Gregory	Perella	Makawe	Williams	Wade	Hayter	Thompson
Feb. 27 vs. Creighton	Schkade	Dawson	Gregory	Makawe	Williams	Wade	Perella	Webb	Thompson
Feb. 28 vs. Creighton	Schkade	Dawson	Gregory	Makawe	Perella	Williams	Wade	Hayter	Thompson
Feb. 28 vs. Sam Houston State	Schkade	Dawson	Gregory	Wade	Williams	Perella	Makawe	Gerecke	Thompson
March 4 vs. UT Martin	Schkade	Dawson	Gregory	Wade	Williams	Perella	Makawe	Webb	Thompson
March 5 vs. Nicholls State	Schkade	Dawson	Gregory	Perella	Webb	Williams	Wade	Makawe	Thompson
March 5 vs. UT Martin	Schkade	Dawson	Gregory	Perella	Webb	Williams	Makawe	Wade	Thompson
March 6 vs. Nicholls State	Schkade	Williams	Dawson	Gregory	Perella	Makawe	Wade	Webb	Thompson
March 6 vs. Houston Baptist	Schkade	Williams	Perella	Gregory	Makawe	Wade	Miller	Gerecke	Thompson
March 12 at UTSA	Schkade	Williams	Perella	Gregory	Makawe	Dawson	Wade	Miller	Thompson
March 12 at UTSA	Schkade	Williams	Perella	Makawe	Gregory	Wade	Webb	Hayter	Thompson
March 13 at UTSA	Schkade	Williams	Perella	Gregory	Makawe	Wade	Webb	Dawson	Thompson
March 15 at Incarnate Word	Schkade	Williams	Perella	Gregory	Makawe	Webb	Gerecke	Wade	Thompson
March 19 vs. Marshall	Schkade	Williams	Perella	Gregory	Makawe	Dawson	Miller	Wade	Thompson
March 19 vs. Marshall	Schkade	Williams	Perella	Gregory	Makawe	Miller	Dawson	Wade	Thompson
March 20 vs. Marshall	Schkade	Williams	Perella	Makawe	Gregory	Dawson	Miller	Wade	Thompson
March 22 at Stephen F. Austin	Schkade	Williams	Perella	Gregory	Makawe	Dawson	Wade	Hayter	Thompson
March 25 at WKU	Schkade	Williams	Perella	Gregory	Makawe	Dawson	Miller	Wade	Thompson
March 25 at WKU	Schkade	Williams	Gregory	Makawe	Perella	Dawson	Hayter	Webb	Thompson
March 26 at WKU	Schkade	Williams	Perella	Gregory	Makawe	Dawson	Hayter	Wade	Thompson
March 30 at #19 Baylor	Schkade	Williams	Perella	Gregory	Makawe	Dawson	Webb	Wade	Thompson



Tracey Kee

Head Coach

Third Year ▶ East Carolina '90

Tracey Kee is entering her third season at North Texas as

one of the winningest active coaches in NCAA Division I, boasting a career record of 734-415-1. Hired in August 2013, she became the fourth Mean Green softball head coach in the current era. In her two years, Kee has led the program to record heights and several program records and firsts.

Most notably, Kee took the Mean Green to the most wins in the program's 11-year history with 31 in 2014. The following year, North Texas upset No. 7 Baylor on the road in Waco, the highest ranked team that the Mean Green have defeated in program history and just their second-ever top-25 win.

The Mean Green has seen four different players earn all-conference honors under Kee, including Kat Strunk, a two-time honoree and the 2014 C-USA Newcomer of the Year, the first specialty award in program history.

In 2015, Taylor Schoblocher earned Amateur Softball Association/USA Softball National Player of the Week honors, the program's first national award.

As a team, under Kee, the Mean Green has set several records, including the most conference wins (14), most runs scored (272), most RBI (242), highest batting average (.279), highest fielding percentage (.978) and fewest errors committed (30).

In 2014, Ashley Kirk broke the single-season wins record with 22 victories and single-season strikeout record with 214. In 2015, Schoblocher set the single-season marks for on-base percentage (.477) and slugging percentage (.833) and finished with the second-best single-season batting average (.389) and second-most home runs (17) and total bases (120).

Off the field, North Texas softball graduates Lauren Poole and Madison Thompson were awarded the Jim Castaneda Postgraduate Scholarship in consecutive years, the first and second North Texas athletes to receive the honor in school's first two years of conference membership.

Prior to North Texas, Kee compiled a 684-362 record in 16 seasons as the East Carolina head coach, and guided the Pirates to four NCAA Tournament appearances including three in her last five years.

Kee and her staff were also named a National Fastpitch Coaches Association Mideast Region Coaching Staff of the Year honoree twice.

She also captured nine league championships, with back-to-back C-USA Tournament titles in 2010 and 2011. From 2009 to 2011, no Conference USA program won more games than East Carolina's 125.

ECU recorded 41 victories in 2011 to become only the fourth team in C-USA history to win 40 or more games in three-straight seasons. Kee's clubs have reached the 40-victory plateau 12 of her 16 seasons. Four times her teams have tallied 50 or more wins, including the 2000 group she directed to a school-record 60 victories. Personally, she reached the 650-win threshold as a head coach in 2011.

ECU won its first C-USA titles in 2010, claiming both the regular season and tournament titles before repeating as tournament champions in 2011.

In just her first season as head coach in 1997, Kee's team posted a 49-24 record, and she was named Big South Coach of the Year. Two seasons later, in 1999, East Carolina won 50 games and made its first-ever appearance in the NCAA Tournament.

Under Kee's tutelage, many players have earned all-conference and all-region honors. During her time in the Big South, she led 11 all-conference players, two Rookie of the Year selections, the league's tournament MVP, Denise Reagan, in 1999 and the two-time league player-of-the-year in Polonius (1998 and 1999).

The accolades continued in Conference USA as Kee's players received 12 first-team selections and 15 second-team honors. Additionally, 14 student-athletes have been named to the all-rookie team with two named the league's freshman of the year.

In 2009, Kee led Toni Paisley to Conference USA Female Athlete of the Year honors, becoming just the second softball selection in league history. Kee

The Kee File

Age: 48

Hometown: Richmond, Virginia

High School: Saint Gertrude (Va.) H.S.

Alma Mater

East Carolina University, 1990 (B.S.)

East Carolina University, 1995 (M.E.)

Coaching Career

Overall Record: 752-428-1 (18 Years)

Record At North Texas: 68-66 (Third Year)

Coaching Experience

2013-present: University of North Texas, Head Coach

1997-2012: East Carolina University, Head Coach

1991-96: East Carolina University, Assistant Coach

Championships Won

1997 - Big South Regular Season

1998 - Big South Regular Season

1999 - Big South Regular Season
Big South Tournament

2000 - East Coast Athletic Conference
Tournament

2001 - East Coast Athletic Conference
Tournament

2010 - Conference USA Regular Season
Conference USA Tournament

2011 - Conference USA Tournament

Coaching Awards

2010 & 2011- NCAA Mideast Coaching Staff of the Year

2005, 2009 & 2010 - Conference USA Coach of the Year

1997 - Big South Conference Coach of the Year

Collegiate Experience

1987-1990: East Carolina

* Four-year starter at catcher or third base, two-time captain, recipient of the Texas Gulf Outstanding Female Scholar-Athlete Award

Accolades

* Inducted into the Saint Gertrude High School Athletic Hall of Fame in Richmond, Virginia

* Inducted into into the Central Virginia ASA Hall of Fame

* Won three USSSA All-World titles in slow-pitch

also helped Paisley to three-straight C-USA Pitcher of the Year awards from 2009-11 and to Louisville Slugger/NFCA Third-Team All-America honors in 2010. Six players have also received all-region recognition under Kee since joining C-USA.

Kee played her high school ball at Saint Gertrude in Richmond, Va., from 1983-86 before a stellar career for East Carolina from 1987-1990. In 2009, she was inducted into the St. Gertrude Athletic Hall of Fame. In 2014, she was inducted into the Central Virginia ASA Hall of Fame.

She graduated from ECU in May 1990 with a bachelor's degree in physical education and, in 1995, earned her master's degree from ECU in exercise and sport science with a concentration in physical education.

**WINNINGEST ACTIVE
COACHES BY
PERCENTAGE**

(Entering 2016 Season)

1. Michael Lotief, La.-Lafayette	.800
36. Tory Acheson, Kennesaw State	.646
37. Donna Papa, North Carolina	.646
38. Kate Drohan, Northwestern	.641
39. Becky Clark, South Alabama	.641
40. Jana McGinnis, Jacksonville State	.640
41. Bridget Orchard, Fordham	.638
42. Tracey Kee, North Texas	.638
43. Frank Griffin, Stetson	.636
44. Shawn Rychik, NC State	.634
45. Frank Reed, Chattanooga	.629
46. Lonni Alameda, Florida State	.629
47. Mary-Ellen Hall, Houston Baptist	.629
48. Linda Kalafatis, Col. of Charleston	.626
49. Kathy Riley, Longwood	.625
50. Craig Nicholson, Arizona State	.622

**WINNINGEST ACTIVE
COACHES BY
VICTORIES**

(Entering 2016 Season)

1. Carol Hutchins, Michigan	1,432
27. Connie Clark, Texas	769
28. Jana McGinnis, Jacksonville State	762
29. Mary-Ellen Hall, Houston Baptist	743
30. Jacquie Joseph, Michigan State	742
31. Julie Brzezinski, Fairfield	741
32. Glenn Moore, Baylor	741
33. Tracey Kee, North Texas	734
34. Renee Luers-Gillispie, UCF	728
35. Scot Thomas, Virginia Tech	723
36. Mark Cooke, Winthrop	708
37. Holly Hesse, Missouri State	704
38. Kathy Van Wyk	703
39. Gary Ferrin, Loyola Marymount	693
40. Fran Troyan, Lehigh	685
41. Brian Kolze, Pacific	681

KEE YEAR-BY-YEAR

Year	School	Overall	Conference	Highlights
1997	East Carolina	49-24	13-3	ECU school record for wins; Big South Conference Regular Season Champions
1998	East Carolina	43-21	14-2	Big South Conference Regular Season Champions
1999	East Carolina	50-20	11-3	Big South Conference Regular Season Champions; Big South Conference Tournament Champions; NCAA Regionals
2000	East Carolina	60-17	2-8	ECU school record for wins; Big South Conference Regular Season Champions; Big South Conference Tournament Champions; NCAA Regionals
2001	East Carolina	51-23	3-7	ECAC Champions
2002	East Carolina	38-26	10-13	Conference-USA Tournament Participant
2003	East Carolina	24-31	5-19	
2004	East Carolina	47-24-1	10-14	Conference-USA Tournament Participant
2005	East Carolina	55-19	17-7	Conference-USA Tournament Participant
2006	East Carolina	40-24	13-11	Conference-USA Tournament Participant
2007	East Carolina	40-20	14-9	Conference-USA Tournament Participant; Regular season runner-up; Conference Tournament runner-up
2008	East Carolina	37-30	10-12	Conference-USA Tournament Participant; NCAA Regionals At-Large Bid
2009	East Carolina	40-15	19-5	Conference-USA Tournament Participant; Regular season runner-up;
2010	East Carolina	44-18	16-5	Conference-USA Regular Season Champions; Conference USA Tournament Champions; NCAA Regionals
2011	East Carolina	41-22	14-10	Conference USA Tournament Champions; NCAA Regionals
2012	East Carolina	25-28	11-12	Conference-USA Tournament Participant
2014	North Texas	31-22	14-9	Conference USA Tournament Semi-Finalist
2015	North Texas	19-31	11-12	Conference USA Tournament Participant
Career	18 Seasons	734-415-1 (.638)	207-161 (.563)	

NUMERICAL ROSTER

No.	Name	Pos.	B/T	Ht.	Yr.	Hometown (Previous School)
10	Lauren Craine	P	R/R	5-7	Fr.	Aledo, TX (Aledo HS)
12	Makenzi Dawson	IF	L/R	5-8	Fr.	Robinson, TX (Robinson HS)
17	Jessica Elder	P	R/L	5-6	Jr.	Cedar Park, TX (Howard College)
14	Hannah Gerecke	OF	R/R	5-7	Fr.	La Grange, TX (La Grange HS)
18	Danielle Gregory	OF	R/R	5-7	Jr.	Winnsboro, TX (McLennan CC)
5	Kay Kay Hayter	UT	L/R	5-6	Fr.	Garrison, TX (Garrison HS)
21	Rhylie Makawe	UT	R/R	5-5.5	Fr.	Aledo, TX (Aledo HS)
22	Lauren Miller	IF	R/R	5-11	So.	Blanchard, OK (East Central University)
3	Harley Perella	UT	R/R	5-5	Fr.	Frisco, TX (Heritage HS)
9	Kelli Schkade	IF	R/R	5-7	Jr.	Albany, TX (Missouri)
4	Bailey Thompson	OF	L/R	5-4	Fr.	Edmond, OK (Deer Creek HS)
15	Stacey Underwood	P	R/R	5-10	Jr.	Hico, TX (McLennan CC)
23	Bryana Wade	C	R/R	5-8	Sr.	Choctaw, OK (Mount St. Mary HS)
8	Casady Webb	UT	R/R	5-4	Fr.	Davis, OK (Davis HS)
11	Karly Williams	UT	R/R	5-7	Sr.	Castroville, TX (Medina Valley HS)

ALPHABETICAL ROSTER

No.	Name	Pos.	B/T	Ht.	Yr.	Hometown (High School/Other School)
10	Lauren Craine	P	R/R	5-7	Fr.	Aledo, TX (Aledo HS)
12	Makenzi Dawson	IF	L/R	5-8	Fr.	Robinson, TX (Robinson HS)
17	Jessica Elder	P	R/L	5-6	Jr.	Cedar Park, TX (Howard College)
14	Hannah Gerecke	OF	R/R	5-7	Fr.	La Grange, TX (La Grange HS)
18	Danielle Gregory	OF	R/R	5-7	Jr.	Winnsboro, TX (McLennan CC)
5	Kay Kay Hayter	UT	L/R	5-6	Fr.	Garrison, TX (Garrison HS)
21	Rhylie Makawe	UT	R/R	5-5.5	Fr.	Aledo, TX (Aledo HS)
22	Lauren Miller	IF	R/R	5-11	So.	Blanchard, OK (East Central University)
3	Harley Perella	UT	R/R	5-5	Fr.	Frisco, TX (Heritage HS)
9	Kelli Schkade	IF	R/R	5-7	Jr.	Albany, TX (Missouri)
4	Bailey Thompson	OF	L/R	5-4	Fr.	Edmond, OK (Deer Creek HS)
15	Stacey Underwood	P	R/R	5-10	Jr.	Hico, TX (McLennan CC)
23	Bryana Wade	C	R/R	5-8	Sr.	Choctaw, OK (Mount St. Mary HS)
8	Casady Webb	UT	R/R	5-4	Fr.	Davis, OK (Davis HS)
11	Karly Williams	UT	R/R	5-7	Sr.	Castroville, TX (Medina Valley HS)

COACHING STAFF

Head Coach:

Tracey Kee (East Carolina, '90)
Third Year at North Texas
(734-415 record as head coach/19th season)

Associate Head Coach:

Natalie Kozlowski, Second Year (Hofstra, '92)

Assistant Coach:

Christina Merrida (East Carolina, '11)

Volunteer Assistant Coach:

Greg Higginbotham (North Texas '13)

PRONUNCIATION GUIDE

Makenzi Dawson	Muh-ken-zee
Hannah Gerecke	Hannah Ger-ky (rhymes with jerky)
Kay Kay Hayter	Kay Kay High-ter
Rhylie Makawe	Rye-lee Ma-KA-wee
Harley Perella	Har-Lee PUH-rel-la
Kelli Schkade	Kelli Scott-y
Bryana Wade	Bree-ah-na Wade
Casady Webb	Cas-uh-dee Webb
Natalie Kozlowski	Natalie Koz-low (rhymes with ow)-skee
Christina Merrida	Christina Mara-duh



3 • Harley Perella
Fr. | UTIL | R/R
Frisco, Texas



4 • Bailey Thompson
Fr. | OF | L/R
Edmond, Okla.



5 • Kay Kay Hayter
Fr. | UTIL | L/R
Aledo, Texas



8 • Casady Webb
Fr. | UTIL | R/R
Davis, Okla.



9 • Kelli Schkade
Sr. | IF | R/R
Albany, Texas



10 • Lauren Craine
Fr. | P | R/R
Aledo, Texas



11 • Karly Williams
Sr. | UTIL | R/R
Castroville, Texas



12 • Makenzi Dawson
Fr. | IF | L/R
Robinson, Texas



14 • Hannah Gerecke
Fr. | OF | R/R
La Grange, Texas




15 • Stacey Underwood
Sr. | P | R/R
Hico, Texas



17 • Jessica Elder
Jr. | P | R/L
Cedar Park, Texas



18 • Danielle Gregory
Jr. | OF | R/R
Winnsboro, Texas



21 • Rhylie Makawe
Fr. | UTIL | R/R
Aledo, Texas



22 • Lauren Miller
So. | P | R/R
Blanchard, Okla.



23 • Bryana Wade
Sr. | C | R/R
Choctaw, Okla.



Tracey Kee
Head Coach
Third Season



Natalie Kozlowski
Associate Head Coach
Second Season



Christina Merrida
Assistant Coach
Second Season



Greg Higginbotham
Volunteer Asst. Coach
First Season

2015 IN REVIEW

North Texas advanced to the Conference USA Tournament for the second straight year, upsetting No. 7 Baylor on the road in Waco, the highest-ranked team that the Mean Green have defeated in program history and just their second-ever top-25 win.

North Texas finished 19-31 with an 11-12 record in Conference USA play, earning the No. 7 seed in the Conference USA Tournament, where the Mean Green bowed out in the first round with a 5-0 loss to No. 2 seed FAU.


Under Kee's tutelage, North Texas placed Kat Strunk on the first team All-Conference USA team and Taylor Schoblocher on the third-team All-South Region team. Schoblocher also earned Amateur Softball Association/USA Softball National Player of the Week honors, the program's first national award, after hitting six home runs and driving in 12 runs during the opening weekend of the season.

Schoblocher and Strunk were also the bookends for Conference USA Players of the Week, with Schoblocher earning the honor for the first week of the season and Strunk earning the honor for the last week of the season.

As a team, North Texas set several individual and team records. The Mean Green fielded at .978 clip and committed just 30 errors, the best marks in school history.

Individually, Schoblocher hit .389 for the season with 17 home runs and 120 total bases, the second-best marks in school history. Her .477 on-base percentage and .833 slugging percentage were the best in school history.

Strunk hit .359 for the season with 13 home runs, the fifth-best and fourth-best marks, respectively, in school history. Dani Hoff also tied for the best field percentage in school history, posting a .997 mark, recording 297 putouts with 18 assists and just one error.



West

Team	C-USA				Overall				Last 10	Streak
	W	L	T	Pct	W	L	T	Pct		
UTSA	16	7	0	.696	36	18	0	.667	6-4	L 1
UAB	15	7	0	.682	32	19	0	.627	6-4	L 1
LA Tech	12	9	0	.571	31	19	0	.620	5-5	L 4
North Texas	11	12	0	.478	19	31	0	.380	3-7	L 1
UTEP	9	15	0	.375	14	39	0	.264	1-9	L 6
Southern Miss	3	21	0	.125	18	34	0	.346	2-8	L 7

East

Team	C-USA				Overall				Last 10	Streak
	W	L	T	Pct	W	L	T	Pct		
WKU	16	5	0	.762	36	14	0	.720	7-3	L 2
Florida Atlantic	16	7	0	.696	39	19	1	.669	7-3	L 1
Marshall	14	8	0	.636	35	15	0	.700	6-4	L 2
Charlotte	10	13	0	.435	24	27	0	.471	3-7	L 2
FIU	10	14	0	.417	30	24	0	.556	4-6	W 1
Middle Tennessee	5	19	0	.208	22	29	0	.431	5-5	L 1

2015 IN REVIEW

Overall Hitting Statistics

Player	AVG	GP-GS	AB	R	H	2B	3B	HR	RBI	TB	SLG%	BB	HBP	SO	GDP	OB%	SF	SH	SB-ATT	PO	A	E	FLD%
SCHOBLOCHER, Taylor	.389	50-48	144	36	56	7	3	17	42	120	.833	25	2	16	2	.477	3	0	1-1	67	4	2	.973
STRUNK, Kat	.359	50-50	153	37	55	8	1	13	40	104	.680	16	1	20	0	.421	1	4	2-2	115	7	1	.992
HOFF, Danielle	.329	50-50	158	17	52	5	0	1	15	60	.380	10	0	9	0	.367	1	3	2-3	297	18	1	.997
LAND, Mallory	.276	50-50	145	25	40	10	0	3	21	59	.407	11	8	11	0	.358	1	4	6-6	58	75	6	.957
SMITH, Shelbie	.259	36-25	81	8	21	1	0	4	14	34	.420	2	1	24	1	.286	0	4	1-1	55	9	2	.970
SCHKADE, Kelli	.250	50-50	152	31	38	5	1	3	16	54	.355	14	5	21	0	.328	3	3	12-14	96	82	4	.978
WADE, Bryana	.250	36-35	72	13	18	2	0	6	20	38	.528	18	0	28	0	.391	2	8	1-1	74	10	3	.966
BARKER, Sarah	.246	36-21	65	6	16	2	1	0	8	20	.308	8	1	18	0	.333	1	2	0-2	16	1	0	1.000
FERRELL, Spencer	.207	44-40	116	19	24	5	2	1	8	36	.310	12	0	14	0	.281	0	1	3-6	61	10	1	.986
BEARDSLEY, Jennifer	.181	39-27	72	12	13	0	0	0	4	13	.181	8	0	13	0	.263	0	0	4-5	7	0	3	.700
SCHKADE, Jami	.167	16-8	18	3	3	1	0	0	3	4	.222	1	0	2	0	.211	0	0	1-2	7	8	2	.882
WILLIAMS, Karly	.165	47-45	115	12	19	3	1	1	14	27	.235	9	2	23	2	.234	2	9	2-4	100	64	3	.982

GRIMES, Kenzie	.000	29-5	5	0	0	0	0	0	0	0	.000	0	0	3	1	.000	0	0	0-0	1	21	2	.917
TIERNEY, Madison	.000	7-0	4	2	0	0	0	0	0	0	.000	0	0	2	0	.000	0	0	0-0	0	0	0	.000
UNDERWOOD, Stacey	.000	15-9	0	0	0	0	0	0	0	0	.000	0	0	0	0	.000	0	0	0-0	1	10	0	1.000
GARCIA, Monique	.000	30-21	0	0	0	0	0	0	0	0	.000	0	0	0	0	.000	0	0	0-0	5	23	0	1.000
THOMPSON, Madison	.000	28-16	0	0	0	0	0	0	0	0	.000	0	0	0	0	.000	0	0	0-0	2	23	0	1.000
Totals	.273	50	1300	221	355	49	9	49	205	625	.438	134	20	204	6	.347	14	38	35-47	962	365	30	.978
Opponents	.322	50	1321	279	426	79	5	62	258	701	.531	162	31	115	4	.405	15	35	35-45	991	419	58	.960

LOB - Team (294), Opp (323). DPs turned - Team (6), Opp (11). IBB - Team (3), Opp (7).

Overall Pitching Statistics

Player	ERA	W-L	APP	GS	CG	SHO	SV	IP	H	R	ER	BB	SO	2B	3B	HR	AB	B/Avg.	WP	HBP	BK	SFA	SHA
UNDERWOOD, S	3.99	8-7	28	16	4	1/1	1	93.0	128	57	53	36	22	19	2	15	683	.332	2	6	0	3	13
TIERNEY, Madison	4.68	5-5	26	4	0	0/0	3	61.1	75	50	41	41	36	13	0	11	307	.295	2	5	0	1	2
GARCIA, Monique	5.95	3-14	30	21	4	0/2	2	117.2	138	105	100	100	61	30	3	30	137	.302	7	12	6	8	16
THOMPSON, M	7.77	3-5	15	9	4	1/1	1	48.2	85	67	54	54	29	17	0	6	244	.378	5	8	5	3	4
Totals	5.41	19-31	50	50	12	4/2	7	320.2	426	279	248	162	115	79	5	62	1321	.322	16	31	11	15	35
Opponents	3.62	31-19	50	50	19	7/1	6	330.1	355	221	171	134	204	49	9	49	1300	.273	16	20	1	14	38

PB - Team (8), Wade 5, Smith, S. 3, Opp (5). SBA/ATT - Wade (18-23), Smith, S. (17-22), Garcia, M. (15-19), Thompson (10-12), Grimes, K (8-9), Underwood, S (2-5).

Conference USA Batting Statistics

Player	AVG	GP-GS	AB	R	H	2B	3B	HR	RBI	TB	SLG%	BB	HBP	SO	GDP	OB%	SF	SH	SB-ATT	PO	A	E	FLD%
STRUNK, Kat	.408	23-23	71	22	29	5	1	8	25	60	.845	8	1	10	0	.469	1	2	2-2	58	6	1	.985
HOFF, Danielle	.361	23-23	72	10	26	0	0	1	4	29	.403	7	0	4	0	.418	0	2	2-3	138	17	1	.993
SMITH, Shelbie	.300	19-16	50	7	15	1	0	4	14	28	.560	0	1	13	0	.314	0	4	1-1	27	5	1	.970
FERRELL, Spencer	.291	20-19	55	10	16	3	1	1	8	24	.436	5	0	8	0	.350	0	1	3-5	30	3	1	.971
LAND, Mallory	.269	23-23	67	13	18	5	0	1	11	26	.388	6	3	6	0	.351	1	3	2-2	31	39	4	.946
SCHOBLOCHER, Taylor	.254	23-23	67	18	17	1	1	8	18	44	.657	16	1	11	1	.405	0	0	1-1	31	4	2	.946
BEARDSLEY, Jennifer	.250	17-10	32	7	8	0	0	0	4	8	.250	5	0	4	0	.351	0	0	3-4	0	0	1	.000
SCHKADE, Kelli	.232	23-23	69	14	16	3	0	2	9	25	.362	5	4	12	0	.313	2	2	7-7	47	37	1	.988
WADE, Bryana	.192	13-13	26	6	5	0	0	3	8	14	.538	8	0	9	0	.371	1	4	1-1	26	4	0	1.000
WILLIAMS, Karly	.155	22-22	58	3	9	2	1	0	3	13	.224	4	0	13	1	.203	2	4	0-1	58	30	1	.989
BARKER, Sarah	.148	15-10	27	3	4	0	1	0	1	6	.222	4	1	8	0	.281	0	1	0-1	8	1	0	1.000

GRIMES, Kenzie	.000	13-1	3	0	0	0	0	0	0	0	.000	0	0	3	0	.000	0	0	0-0	0	12	0	1.000
SCHKADE, Jami	.000	5-1	3	0	0	0	0	0	0	0	.000	0	0	2	0	.000	0	0	0-0	1	3	0	1.000
THOMPSON, Madison	.000	3-2	0	0	0	0	0	0	0	0	.000	0	0	0	0	.000	0	0	0-0	0	4	0	1.000
GARCIA, Monique	.000	15-12	0	0	0	0	0	0	0	0	.000	0	0	0	0	.000	0	0	0-0	4	13	0	1.000
UNDERWOOD, Stacey	.000	14-9	0	0	0	0	0	0	0	0	.000	0	0	0	0	.000	0	0	0-0	1	8	0	1.000
Totals	.272	23	600	113	163	20	5	28	105	277	.462	68	11	103	2	.353	7	23	22-28	460	176	13	.980
Opponents	.307	23	612	107	188	36	2	24	103	300	.490	61	13	46	3	.379	6	20	7-12	460	196	30	.956

LOB - Team (136), Opp (145). DPs turned - Team (4), Opp (4). IBB - Team (3), Opp (5).

Conference USA Pitching Statistics

Player	ERA	W-L	APP	GS	CG	SHO	SV	IP	H	R	ER	BB	SO	2B	3B	HR	AB	B/Avg.	WP	HBP	BK	SFA	SHA
GRIMES, Kenzi	1.58	5-0	11	0	0	0/0	2	26.2	24	8	6	12	4	3	0	3	683	.235	1	2	0	0	2
UNDERWOOD, S	3.11	4-3	14	9	2	1/1	1	45.0	65	21	20	17	10	7	1	4	683	.342	1	3	0	0	5
GARCIA, Monique	5.46	2-7	15	12	2	0/1	0	68.0	74	56	53	25	28	18	1	16	137	.288	4	6	0	3	11
THOMPSON, M	10.24	0-2	3	2	2	0/0	0	13.2	25	22	20	7	4	8	0	1	244	.397	1	2	2	3	4
Totals	4.52	11-12	23	23	6	2/1	3	153.1	188	107	99	61	46	36	2	24	612	.307	7	13	2	6	20
Opponents	4.15	12-11	23	23	8	4/1	2	153.1	163	113	91	68	103	20	5	28	600	.272	9	11	1	7	23



NORTH TEXAS™

2016 SOFTBALL

YOUR TEAM. YOUR GREEN.


FEBRUARY	12		FEBRUARY	12		FEBRUARY	13		FEBRUARY	13		FEBRUARY	13	
FEBRUARY	19		FEBRUARY	19		FEBRUARY	20		FEBRUARY	27, 28		FEBRUARY	27, 28	
MARCH	3		MARCH	4, 5		MARCH	5, 6		MARCH	6		MARCH	9	
MARCH	12, 13*		MARCH	15		MARCH	19, 20*		MARCH	22		MARCH	25, 26*	
MARCH	30		APRIL	2, 3*		APRIL	6		APRIL	8, 9		APRIL	9, 10	
APRIL	13		APRIL	16, 17*		APRIL	23, 24*		APRIL	27		APRIL/MAY	30, 1*	
MAY	7, 8*		MAY	12, 13, 14*		MAY	20, 21, 22*		GREEN DENOTES HOME WHITE DENOTES AWAY *CONFERENCE PLAY					





MEANGREENSOFTBALL






2016 SOFTBALL CHAMPIONSHIP BRACKET
#CUSASB #CUSACHAMP

EVENT INFO
May 11-14
Denton, Texas
Hosted by North Texas

First Round Wednesday, May 11	Quarterfinals Thursday, May 12	Semifinals Friday, May 13	Championship Saturday, May 14
<p>No. 6 seed</p> <p>Game 1 (C-USA Digital Network)</p> <p>No. 7 seed</p> <p>Game 3 (C-USA Digital Network)</p> <p>No. 5 seed</p> <p>Game 2 (C-USA Digital Network)</p> <p>No. 8 seed</p> <p>Game 4 (C-USA Digital Network)</p>	<p>No. 2 seed</p> <p>Game 5 (C-USA Digital Network)</p> <p>No. 3 seed</p> <p>Game 6 (C-USA Digital Network)</p> <p>No. 1 seed</p> <p>Game 8 - 2:30 p.m. (C-USA Digital Network)</p> <p>Game 7 - 12 p.m. (C-USA Digital Network)</p>	<p>Loser of Game 5</p> <p>Game 9 - 5 p.m. (C-USA Digital Network)</p> <p>Loser of Game 6</p> <p>Game 10 (CBS Sports Network)</p>	<p>Champion</p>

Game times for the First Round will be 12 p.m., 2:30 p.m., 5 p.m. and 7:30 p.m. Central.

The quarterfinals will be played at 2 p.m. and 4:30 p.m. Central.



CONFERENCEUSA.COM @CUSASB