



WESTERN KENTUCKY UNIVERSITY LADY TOPPER BASKETBALL

Assistant Director (WBB): Currie McFayden • Email: currie.mcfayden@wku.edu • Phone: 910-964-4494 (C)
Twitter: @LadyTopperHoops | Instagram: @LadyTopperHoops | Facebook: /WKUWomensBasketball | Web: www.WKUSports.com

2015-16 SCHEDULE

Nov. 3	Ouachita Baptist #	W, 108-43
Nov. 19	at Ball State	L, 60-74
Nov. 21	#16 Louisville	W, 71-69
Nov. 24	(1) vs. George Mason	W, 84-58
Nov. 25	(1) at Alaska-Anchorage	W, 62-58
Dec. 2	at Ole Miss	L, 53-59
Dec. 5	Austin Peay	W, 88-69
Dec. 13	at UT Arlington	W, 73-64
Dec. 16	(2) Eastern Kentucky	W, 76-60
Dec. 18	at College of Charleston	W, 78-44
Dec. 21	at Lipscomb	W, 64-56
Dec. 29	Belmont	W, 80-65
Jan. 2	Marshall *	W, 81-52
Jan. 7	at FIU *	W, 71-69
Jan. 9	at Florida Atlantic *	W, 81-62
Jan. 14	Rice *	W, 52-49
Jan. 16	North Texas *	2:00 PM
Jan. 21	Old Dominion *	11:00 AM
Jan. 23	Charlotte *	2:00 PM
Jan. 28	at UAB *	7:00 PM
Jan. 30	at Middle Tennessee *	5:00 PM
Feb. 4	UTSA *	7:00 PM
Feb. 6	UTEP *	2:00 PM
Feb. 14	at Marshall *	12:00 PM
Feb. 18	at Old Dominion *	6:00 PM
Feb. 20	at Charlotte *	6:00 PM
Feb. 25	Middle Tennessee *	8:00 PM
Feb. 27	UAB *	2:00 PM
Mar. 3	at Southern Miss *	6:00 PM
Mar. 5	at Louisiana Tech *	7:00 PM
Mar. 8	(3) Conference USA Championships	
Mar. 9	(3) Conference USA Championships	
Mar. 10	(3) Conference USA Championships	
Mar. 11	(3) Conference USA Championships	
Mar. 12	(3) Conference USA Championships	
TBD	(4) NCAA First and Second Rounds	
TBD	(5) NCAA Reg. Semifinals and Finals	
TBD	(6) NCAA Final Four	

- Exhibition

* - Conference USA game

(1) - 2015 GCI Great Alaska Shootout (Alaska Airlines Center; Anchorage, Alaska)

(2) 33rd Annual BB&T Classic (E.A. Diddle Arena; Bowling Green, Ky.)

(3) 2016 Conference USA Championships (Opening Rounds at Bartow Arena on the campus of UAB with semifinals and finals held at the Birmingham-Jefferson Convention Complex)

(4) NCAA First and Second Rounds (Campus Sites - TBD)

(5) NCAA Regional Semifinals and Finals (Webster Bank Arena; Bridgeport, Conn., American Airlines Center; Dallas, Texas, Rupp Arena; Lexington, Ky., Denny Sanford Premier Center; Sioux Falls, S.D.)

(6) NCAA Final Four (Bankers Life Fieldhouse; Indianapolis, Ind.)

All times are CT. Dates and times are subject to change.



GAME 16

WKU LADY TOPPERS

Record	13-2 (4-0 C-USA)
AP Poll	NR
USA Today Coaches Poll	NR
Coach	Michelle Clark-Heard
School Record (Yrs.)	89-27 (4th Season)
Career Record (Yrs.)	113-59 (6th Season)
Clark-Heard vs. North Texas	2-0



January 16, 2016
E.A. Diddle Arena
Bowling Green, Ky.

NORTH TEXAS MEAN GREEN

Record	7-7 (2-2 C-USA)
AP Poll	NR
USA Today Coaches Poll	NR
Coach	Jalie Mitchell
School Record (Yrs.)	7-7 (1st Season)
Career Record (Yrs.)	Same

HOW TO FOLLOW @LADYTOPPERHOOPS

WATCH

WKUSports.tv (\$\$)
C-USA Digital Network (\$\$)

LISTEN

ESPN 102.7 FM and 1450 AM in BG
Online via www.WKUSports.tv (\$\$)
Barry Williams (play-by-play)
Laurie Idlett (analysis)

ONLINE

In-game updates available via Twitter at @LadyTopperHoops with complete pregame and postgame information available via www.wkusports.com

WKU'S MOST RECENT STARTING FIVE (VS. RICE, 1/14/16)



TASHIA BROWN
#10 | Forward
6-0 | Sophomore
17.0 PPG | 3.8 RPG



KENDALL NOBLE
#12 | Guard
5-11 | RS Junior
16.9 PPG | 7.8 RPG



IVY BROWN
#23 | Forward
6-1 | Sophomore
12.3 PPG | 9.4 RPG



KAYLA SMITH
#32 | Guard/Forward
5-11 | Freshman
6.6 PPG | 2.1 RPG



JALYNN MCCLAIN
#33 | Forward
6-0 | Senior
3.1 PPG | 3.2 RPG

WKU LOOKS TO REMAIN PERFECT AT HOME SATURDAY AGAINST NORTH TEXAS

Currently riding a 10-game winning streak, WKU welcomes former Sun Belt foe North Texas to E.A. Diddle Arena for a 2:00 p.m. (CT) tipoff on Saturday afternoon. The Lady Toppers have also won 11 straight games at home dating back to Feb. 14, 2015, and are 41-9 (.820) inside Diddle Arena under Michelle Clark-Heard.

WKU's series with North Texas began in the 2000-01 season, and the Lady Toppers hold a 14-6 mark against the Mean Green across all matchups. WKU has won each of the last three meetings and eight of the last nine tilts against North Texas, including a 77-49 victory in Denton, Texas, last season.

North Texas comes into Saturday's matchup sporting a 7-7 overall record and a 2-2 mark in C-USA play. Under first-year head coach Jalie Mitchell, the Mean Green defeated Marshall, 71-63, in its last time out on Thursday evening.

Kelsey Criner, the reigning C-USA Player of the Week, leads North Texas with 12.7 points per game. Candice Adams (12.2), Terra Ellison (10.6) and Acheil Tac (10.0) also average in double figures for the Mean Green. Tac also leads the squad with 8.1 rebounds per outing.

WKU will continue its four-game homestand with its fifth annual Spread the Red Education Day game against Old Dominion next Thursday at 11:00 a.m. inside Diddle Arena.

TALKING POINTS AND NOTABLE STATISTICS

▶ North Texas's Jalie Mitchell will be the third rookie head coach that WKU has faced in its last four outings after also taking on FIU's Marlin Chinn and Rice's Tina Langley. The Lady Toppers won the first two meetings with first-year coaches by a combined five points.

▶ WKU is on its fourth 10-game winning streak since Michelle Clark-Heard took over the program in 2012-13, and the Lady Toppers have posted a 10-game stretch in each of the last three seasons.

▶ Redshirt junior Kendall Noble is just 27 points away from joining WKU's 1,000-point club.

▶ With its three-point win over Rice, WKU is now 3-0 this season in games decided by three points or fewer. Since 2012-13, the Lady Toppers have posted a 15-5 record in such games, closing out their opponents down the stretch.

GAME NOTES

NEW LOOK, SAME GOAL, #NEXTCHAPTER

WKU will mix eight new faces with just five returners in 2015-16, including five freshmen and three transfers. Jaycee Coe and Kyvin Goodin-Rogers, who both transferred from Kentucky, must sit out the season due to NCAA transfer regulations, but Ima Akpan from Kilgore College can play immediately for the Lady Toppers.

Simone Goods, Taylor Brown, Sidnee Bopp, Dee Givens and Kayla Smith make up the incoming freshman class for WKU and will be called upon immediately to bolster the roster.

BROWN EARNS C-USA WEEKLY HONOR ROLL NOD

Sophomore Tashia Brown has been selected to the Conference USA Weekly Honor Roll as announced by the conference office on Monday, Jan. 4. Brown earned the honor for the second time in the last four weeks as the Player of the Week runner-up.

Brown continued her dominant offensive play in wins over Belmont and Marshall last week, scoring a career-best 29 points on 12 made field goals against the Bruins before putting up 21 points in WKU's C-USA opener against the Thundering Herd. The Lake Park, Ga., native is tied for the C-USA lead with six 20-point games this season.

The honor is the fourth weekly accolade for WKU this season. Kendall Noble (Nov. 23) and Ivy Brown (Dec. 28) each earned Player of the Week in addition to Brown's pair of honor roll selections.

NOBLE, BROWN NAMED TO GREAT ALASKA SHOOTOUT ALL-TOURNAMENT TEAM

Redshirt junior Kendall Noble and sophomore Ivy Brown earned spots on the 2015 GCI Great Alaska Shootout All-

Tournament Team after each averaged a double-double in the event.

Noble was named the MVP of the tournament after tallying 14.5 points and 10 boards per game, including a 22-point, 12-rebound performance against George Mason in the first round.

Brown averaged 18 points and 10.5 rebounds over the two games, including her first career double-double against Alaska-Anchorage. The sophomore posted career-highs of 21 points and 14 rebounds against the Seawolves.

NEWCOMERS STARTING STRONG

While much of the attention this season has been focused on the trio of Kendall Noble, Tashia Brown and Ivy Brown, WKU's six eligible newcomers have provided a sizable chunk of the Lady Toppers' production as well.

The newcomers have pitched in nearly a third (22.7 points per game) of WKU's total scoring in 2015-16 and have been just as important on the glass, collecting 31.8 percent of the Lady Toppers' rebounds.

SCOUTING NORTH TEXAS

North Texas enters Saturday's bout with a 7-7 overall record and a 2-2 mark in C-USA games, including a 100-97 triple-overtime heartbreaker against Rice on Jan. 10,

In its most recent game, North Texas traveled to Huntington, W. Va., and defeated Marshall, 71-63, on Thursday. Acheil Tac tallied a double-double with 10 points and 11 rebounds to lead the Mean Green in the victory.

Kelsey Criner leads North Texas in scoring (12.7) and assists (7.1) this season. Tac leads the team in rebounding (8.1) and scores in double figures (10.0). Criner, Terra Ellison, Bria Frierson and Kasiney

Williams have played all 14 games.

North Texas was picked 14th in the annual Conference USA preseason poll, but did not land a player on the preseason all-conference team.

Last season, the Mean Green finished 5-24 overall and 4-14 in C-USA play. North Texas returns seven players from last year's team and have added eight newcomers into the mix in 2015-16.

KEEPING THE STREAK(S) GOING

WKU has won 20 or more games in each of the last three seasons, the first time that the Lady Toppers have had such a streak since 2005-06 to 2007-08.

The Lady Toppers have also won back-to-back conference tournament championships in the last two years, first in the Sun Belt (2013-14) and last year in C-USA. Prior to that, WKU had not won consecutive tournament crowns since three straight from 1990-91 to 1992-93.

WKU has also posted three straight seasons with a winning streak of 10 or more games. In 2013-14, the Lady Toppers strung together 10 straight wins, last season, WKU had two separate streaks of 14 and 12 games, and the Lady Toppers are on a 10-game streak in 2015-16.

CLARK-HEARD TOPS WINS LIST THROUGH THREE SEASONS

Michelle Clark-Heard's 76 victories over her first three years as WKU's head coach are the most in program history over that span and are the tied for the fifth most over any three-year time period.

WKU COACH WINS THROUGH THREE SEASONS

Coach	Years	Wins
Michelle Clark-Heard	2012-15	76
Paul Sanderford	1982-85	71
Steve Small	1997-00	69
Mary Taylor Cowles	2002-05	62
Eileen Canty	1978-81	38

2015-16 @LADYTOPPERHOOPS ROSTER

No.	Name	Height	Cl.-Exp.	Pos.	Hometown (Previous School)	Player	Pronunciation
00	Simone Goods	6-2	Fr.-HS	F	Omaha, Neb. (Benson HS)	#3 Sidnee Bopp	like "sydney"
2	Taylor Brown	6-0	Fr.-HS	F	Paterson, N.J. (Eastside HS)	#10 Tashia Brown	TAY-zhuh
3	Sidnee Bopp	5-6	Fr.-HS	G	Marmaduke, Ark. (Marmaduke HS)	#20 Ima Akpan	EEE-muh ACK-pan
4	Dee Givens	6-1	Fr.-HS	F	Lexington, Ky. (Lafayette HS)	#33 Jalynn McClain	JAY-lynn
5	Micah Jones	5-8	Sr.-3L	G	Greensburg, Ky. (Green County HS)	AC Melissa Kolbe	like "colby"
10	Tashia Brown	6-1	So.-1L	F	Lake Park, Ga. (Lowndes HS)		
12	Kendall Noble	5-11	R.-Jr.-2L	G	Hazard, Ky. (Perry County Central HS)		
20	Ima Akpan	5-10	Jr.-TR	G	Calabar, Nigeria (Kilgore College)		
23	Ivy Brown	6-1	So.-1L	F	Hodgenville, Ky. (LaRue County HS)		
24	Jaycee Coe *	5-11	So.-TR	G	Gainesboro, Tenn. (Univ. of Kentucky)		
32	Kayla Smith	5-11	Fr.-HS	G/F	Fayetteville, Ga. (Fayette County HS)		
33	Jalynn McClain	6-0	Sr.-3L	F	Jeffersonville, Ind. (Jeffersonville HS)		

Head Coach: Michelle Clark-Heard (WKU, 1990), Fourth Season

Associate Head Coach: Greg Collins (Louisville, 1988), Fourth Season

Assistant Coach: Melissa Kolbe (Wittenberg, 1999), First Season

Assistant Coach: Katherine Graham (LSU, 2011), First Season

Director of Operations: Ervin Williams (Lenoir-Rhyne College, 1987), Third Season

Graduate Assistant: Erin Keith (Kentucky Wesleyan, 2012), Second Season

Strength and Conditioning Coach: Marci Hoppa (Georgia, 2009), Second Season

Athletic Trainer: Katie Gorecki (Murray State, 2006), Seventh Season

* - must sit out 2015-16 season



GAME NOTES

FIRST TIME FOR EVERYTHING

WKU will suit up a pair of unique players this season in Simone Goods and Sidnee Bopp.

Goods will be the first player in program history from the state of Nebraska, while Bopp fits the same description for the state of Arkansas.

Taylor Brown will be just the second player from New Jersey to take the hardwood for the Lady Toppers, the first being former Freshman All-American Debbie O'Connell (1986-89).

Ima Akpan will become only the fourth international player to join the Lady Toppers following Jaana Heikkila (Finland), Nadege Muna (Cameroon) and Ruta Savickaite (Lithuania).

SECOND YEAR IN CONFERENCE USA

WKU could not have asked for a better debut as a member of Conference USA as it earned a 16-2 record while capturing the regular season and tournament championships last season.

The Lady Toppers avenged one of their regular season losses in the championship game, downing Southern Miss 60-57 to win the title; WKU will have the chance to strike back for its other loss on Feb. 4 when UTSA visits E.A. Diddle Arena.

WKU'S ALL-TIME SERIES WITH 2015-16 CONFERENCE USA ALIGNMENT		
Opponent	All-Time Series	Last Meeting
Charlotte	WKU leads 14-3	Won 70-67 on March 12, 2015
FIU	WKU leads 27-9	Won 71-69 on Jan. 7, 2016
Florida Atlantic	WKU leads 15-2	Won 81-62 on Jan. 9, 2016
Louisiana Tech	LA Tech leads 26-15	Won 82-66 on Jan. 29, 2015
Marshall	WKU leads 5-0	Won 81-52 on Jan. 2, 2016
Middle Tennessee	MT leads 40-26	Won 63-60 on Feb. 21, 2015
North Texas	WKU leads 14-6	Won 77-49 on Feb. 5, 2015
Old Dominion	WKU leads 10-8	Won 61-59 on Mar. 13, 2015
Rice	WKU leads 2-0	Won 52-49 on Jan. 14, 2016
Southern Miss	SM leads 2-1	Won 60-57 on Mar. 14, 2015
UAB	WKU leads 13-4	Won 59-51 on Feb. 19, 2015
UTEP	Series tied 1-1	Won 80-74 on Jan. 22, 2015
UTSA	UTSA leads 1-0	Lost 64-63 on Jan. 24, 2015

NOBLE TABBED PRESEASON ALL-CONFERENCE BY COACHES

Redshirt junior Kendall Noble, the reigning C-USA Defensive Player of the Year, was named to the Preseason All-Conference USA Team by the league's coaches.


Noble put together one of the best all-around seasons in the nation in 2014-15, averaging 10.9 points and 7.4 rebounds per game while tallying a school-record 105 steals and the seventh-most assists in a single season at WKU with 156.

The Hazard, Ky., native set the WKU single-game steals record at North Texas on Feb. 5, becoming the first player in program history to record 10 takeaways in a game.

2015-16 C-USA PRESEASON ALL-CONFERENCE TEAM

Olivia Jones, Middle Tennessee (Player of the Year)
Jennie Simms, Old Dominion
Kendall Noble, WKU

APPROACHING THE 1,000-POINT CLUB



KENDALL NOBLE
#12 | Guard
5-11 | Redshirt Junior

973
CAREER POINTS

Redshirt junior Kendall Noble is seeking to become the 36th member of WKU's 1,000-point club during the 2015-16 season. Newly departed All-Americans Chastity Gooch and Alexis Govan both finished in the top 15 in points scored for their careers.

Noble has averaged better than 10 points per game since her redshirt freshman season with the Lady Toppers and is off to a blistering start in 2015-16, tallying 16.9 points per game to place second for WKU in scoring through the first 15 games of the season.

Already the recipient of the Conference USA Player of the Week award on Nov. 23, Noble has collected four double-doubles this season and has scored in double digits in all but one contest thus far.

Jerontay Clemons, Southern Miss
Lefty Webster, Charlotte
Leah Scott, Marshall
Comeasha Turner, UTEP
Brandi Wingate, Louisiana Tech

5. UTEP
6. Charlotte
7. UTSA (1)
8. UAB
9. Louisiana Tech
10. Marshall
11. Florida Atlantic
12. Rice
13. FIU
14. North Texas

WKU PICKED THIRD IN PRESEASON C-USA COACHES POLL

Despite losing more than half of its scoring and rebounding production in the offseason, WKU was picked third in the annual Conference USA Preseason Coaches Poll. The Lady Toppers garnered four first-place votes and were picked behind only Middle Tennessee and Old Dominion.

2015-16 C-USA PRESEASON COACHES POLL

1. Middle Tennessee (5)
2. Old Dominion (4)
3. **WKU (4)**
4. Southern Miss

HIGH-OCTANE OFFENSE





In 2014-15, the Lady Toppers averaged 75.6 points per game and totaled 2,647 points for the season. That number was the seventh-most in program history and was the most that WKU has scored in a season since totaling 2,979 in 1997-98.

WKU has averaged no fewer than 68.7 points per game in a season during Michelle Clark-Heard's tenure and has increased its scoring output in each of the

WKU LEADING THE WAY AS ELITE WOMEN'S BASKETBALL PROGRAM IN THE REGION

Western Kentucky University has separated itself as the premier women's basketball program in the region. Among four area powers, WKU leads in all-time wins, Sweet 16 appearances, Final Four appearances and all-time postseason wins.

ENTERING 2015-16 SEASON

				
2014-15 Record	30-5	27-7	24-10	24-10
Sweet 16 Appearances	6	5	5	0
Elite Eight Appearances	3	3	4	0
Final Four Appearances	3	2	0	0
National Title Game Apps.	1	2	0	0
All-Time Wins	906	755	736	817
NCAA Appearances	18	18th	12th	17
WNIT Appearances	10	3	7	4
20-Win Seasons	28	16	15	22
30-Win Seasons	2	2	1	1
NCAA Tournament Record	17-18	24-18	17-12	5-17
WNIT Record	13-12	1-4	13-5	4-4
Overall NCAA/WNIT Record	30-20	23-20	30-17	9-21
Top 25 Finish (AP)	9	5	8	1

GAME NOTES

last two seasons.

TOUGH UNDER PRESSURE

Since Clark-Heard took over the program, the Lady Toppers have played 20 contests that have been decided by three or fewer points. In such games, WKU has posted a 15-5 record, including three victories this season over Louisville, FIU and Rice.

In the same vein, the Lady Toppers have been very tough closers down the stretch as well, recording an 82-8 record when leading or tied with five minutes remaining in games since 2012-13.

NON-CONFERENCE SUCCESS

WKU has posted a 39-10 record in regular season non-conference games since the arrival of head coach Michelle Clark-Heard prior to the 2012-13 season.

Last season, the Lady Toppers picked up 14 non-conference victories, their most in a season since also notching 14 in 1997-98. Among the wins were the run to the finals of the Preseason WNIT, a 98-69 victory over Ole Miss inside E.A. Diddle Arena and wins over Tulane and Hofstra to lock up the Hofstra Thanksgiving Tournament crown.

DRAWING ROOKIE HEAD COACHES

WKU is in the midst of a stretch where the Lady Toppers will take on three brand new head coaches in the span of four games. On Jan. 7, WKU defeated FIU's Marlin Chinn 71-69 in Miami, Fla., to begin the run and followed up with a 52-49 victory over Rice's Tina Langley.

The Lady Toppers will round out the stretch against Jalie Mitchell of North Texas on Saturday.

2015-16 HONORS

KENDALL NOBLE

2015-16 Conference USA Preseason All-Conference Selection

2015-16 CollegeSportsMadness.com Preseason All-Conference USA Team (First Team Selection)

2015-16 CollegeSportsMadness.com All-American (High-Major; Second Team Selection)

CollegeSportsMadness.com Conference USA Player of the Week (Nov. 22, 2015)

Conference USA Player of the Week (Nov. 23, 2015)

2015 GCI Great Alaska Shootout All-Tournament Team

2015 GCI Great Alaska Shootout MVP

IVY BROWN

2015 GCI Great Alaska Shootout All-Tournament Team

CollegeSportsMadness.com Conference USA Player of the Week (Dec. 27, 2015)

Conference USA Player of the Week (Dec. 28, 2015)

TASHIA BROWN

Conference USA Weekly Honor Roll (Dec. 14, 2015)

CollegeSportsMadness.com Conference USA Player of the Week (Jan. 3, 2016)

Conference USA Weekly Honor Roll (Jan. 4, 2016)

MICHELLE CLARK-HEARD

2015-16 CollegeSportsMadness.com Preseason

Conference USA Coach of the Year

WKU'S RECORD WHEN...

	12-13	13-14	14-15	15-16	MCH Era
Home games	10-5	11-3	14-1	6-0	41-9
Road games	10-5	8-6	12-3	6-2	36-16
Neutral site games	2-1	5-0	4-1	1-0	12-2
Conference games (reg.)	13-7	13-5	16-2	4-0	46-14
Conference games (all)	14-8	16-5	19-2	0-0	49-15
vs. Top 25 AP Poll Teams	0-0	0-2	0-1	1-0	1-3
vs. Top 25 Coaches Poll Teams	0-0	0-2	0-1	1-0	1-3
as Top 25 AP Poll Team	0-0	0-0	3-1	0-0	3-1
Postseason	2-2	3-1	3-1	0-0	8-4
Overtime games	1-0	0-1	2-0	0-0	3-1
Televised games	5-5	7-4	11-3	5-1	28-13
Lead at halftime	19-3	17-1	28-3	10-1	74-8
Tied at halftime	1-1	2-1	0-1	1-0	4-3
Trail at halftime	2-7	5-7	2-1	2-1	11-16
Lead with 5:00 remaining	21-1	19-4	28-3	13-0	81-8
Tied with 5:00 remaining	0-0	1-0	0-0	0-0	1-0
Trail with 5:00 remaining	1-10	4-5	2-2	0-2	7-19
Shoot better from the field	18-2	17-1	22-1	9-0	66-4
Shoot worse from the field	4-8	6-8	8-4	4-2	22-22
Shoot same from the field	0-1	1-0	0-0	0-0	1-1
Shoot 50 percent or better	4-0	4-0	9-0	1-0	18-0
Shoot 40-49.9 percent	11-4	16-3	15-3	10-0	51-10
Shoot under 40 percent	7-7	4-6	6-2	2-2	19-17
Opp. shoots 50 percent or better	1-3	2-2	1-2	0-0	4-7
Opp. shoots 40-49.9 percent	7-7	8-7	8-2	7-1	30-17
Opp. shoots under 40 percent	14-1	14-0	21-1	6-1	55-3
Make 6 or fewer 3-pointers	19-9	15-6	25-3	8-1	67-19
Make 7 or more 3-pointers	3-2	9-3	5-2	5-1	22-8
Shoot more FTs than opponent	15-3	17-1	21-3	9-0	62-7
Outrebound opponent	13-4	13-3	15-1	11-1	52-9
Opponent outrebounds WKU	9-7	10-6	14-4	2-1	35-18
Same number of rebounds	0-0	1-0	1-0	0-0	2-0
Commit fewer turnovers	14-5	18-5	25-2	10-1	67-13
Commit the same or more TOs	8-6	6-4	5-3	3-1	22-14
Commit 12 or fewer turnovers	13-2	5-1	10-1	6-0	34-4
When scoring first	9-5	10-4	20-2	8-1	47-12
When the opponent scores first	13-6	14-5	10-3	5-1	42-15
1-3 point games	4-0	3-2	5-3	3-0	15-5
6-10 point games	5-3	3-4	7-0	2-1	17-11
11-15 point games	7-1	3-2	4-1	1-1	15-5
16-20 point games	4-4	3-0	3-0	3-0	13-4
21-plus point games	1-1	9-1	10-1	3-0	23-3
When scoring 100 points or more	0-0	0-0	0-0	0-0	0-0
When scoring 90-99 points	1-0	4-0	5-0	0-0	10-0
When scoring 80-89 points	6-0	6-0	9-0	5-0	26-0
When scoring 70-79 points	6-1	5-3	8-1	5-0	24-5
When scoring 60-69 points	8-3	7-5	7-4	2-1	24-13
When scoring 59 or fewer points	1-7	2-1	1-0	1-1	5-9
When allowing 100 points or more	0-0	0-0	0-0	0-0	0-0
When allowing 90-99 points	0-0	0-0	0-0	0-0	0-0
When allowing 80-89 points	3-2	0-3	0-2	0-0	3-7
When allowing 70-79 points	1-6	5-4	5-0	0-1	11-11
When allowing 60-69 points	9-2	10-1	11-3	7-0	37-6
When allowing 59 or fewer points	9-1	9-1	14-0	6-1	38-3
November	4-1	4-2	5-2	3-1	17-6
December	7-1	4-1	6-0	6-1	23-3
January	5-3	6-2	7-2	4-0	22-7
February	4-3	4-3	7-0	0-0	15-6
March	2-3	6-1	5-1	0-0	13-5
Before Jan. 1	11-2	8-3	11-2	9-2	39-9
Monday	1-0	0-1	3-0	1-0	5-1
Tuesday	0-1	1-0	1-1	2-0	4-2
Wednesday	5-2	8-3	0-0	2-1	15-6
Thursday	5-0	0-0	11-0	2-1	18-1
Friday	2-0	2-0	3-1	1-0	8-1
Saturday	7-4	11-5	9-2	4-0	31-11
Sunday	2-4	2-0	3-1	1-0	8-5
Red uniforms	10-6	10-6	8-2	6-1	34-15
Black uniforms	0-0	0-0	5-2	0-1	5-3
White uniforms	10-3	10-2	15-1	7-0	42-6
Gray uniforms	2-1	4-0	1-0	0-0	7-1
Play 4Kay (Pink) uniforms	0-1	0-1	1-0	0-0	1-2

BOWLING GREEN, KENTUCKY: ONE OF THE NATION'S TOUGHEST PLACES TO PLAY

Bowling Green, Ky. is one of the toughest places in the nation to play, in a study released by the University of Utah Athletic Media Relations office. WKU is one of just 11 programs with a winning percentage over 80.0% in its home city.

ENTERING THE 2015-16 SEASON

Cities (Program)	Conference	Record	Percentage
1. Knoxville, Tenn. (Tennessee)	SEC	558-54	91.18%
2. Ruston, La. (Louisiana Tech)	C-USA	519-69	88.27%
3. Missoula, Mont. (Montana)	Big Sky	513-75	87.24%
4. Palo Alto, Calif. (Stanford)	Pac-12	505-89	85.02%
5. Salt Lake City, Utah (Utah)	Pac-12	468-92	83.57%
6. Austin, Texas (Texas)	Big 12	525-109	82.81%
7. Grand Forks, N.D. (North Dakota)	Big Sky	469-98	82.72%
8. South Bend, Ind. (Notre Dame)	ACC	427-92	82.27%
9. Chapel Hill, N.C. (North Carolina)	ACC	516-115	81.77%
10. Bowling Green, Ky. (WKU)	C-USA	467-109	81.08%
11. State College, Pa. (Penn State)	Big 10	423-101	80.73%

GAME NOTES

BENCHMARK GAMES

10+ Points	12-13	13-14	14-15	15-16	Career
Kendall Noble	0	17	17	14	48
Micah Jones	9	19	15	0	43
Tashia Brown	-	-	14	13	27
Ivy Brown	-	-	2	10	12
Jalynn McClain	5	3	1	1	10
Kayla Smith	-	-	-	5	5
Dee Givens	-	-	-	4	4

20+ Points	12-13	13-14	14-15	15-16	Career
Kendall Noble	0	5	2	5	12
Tashia Brown	-	-	0	7	7
Micah Jones	0	1	3	0	4
Ivy Brown	-	-	0	2	2

30+ Points	12-13	13-14	14-15	15-16	Career
Kendall Noble	0	0	10	4	14
Ivy Brown	-	-	2	9	11
Jalynn McClain	1	1	0	0	2

10+ Rebounds	12-13	13-14	14-15	15-16	Career
Kendall Noble	0	0	10	4	14
Ivy Brown	-	-	2	9	11
Jalynn McClain	1	1	0	0	2

5+ Assists	12-13	13-14	14-15	15-16	Career
Kendall Noble	0	9	14	7	30
Micah Jones	3	6	12	1	22
Tashia Brown	-	-	0	3	3
Ivy Brown	-	-	1	0	1

5+ Blocks	12-13	13-14	14-15	15-16	Career
Kendall Noble	0	5	8	0	13
Micah Jones	0	0	1	0	1
Jalynn McClain	0	0	0	1	1

5+ Steals	12-13	13-14	14-15	15-16	Career
Kendall Noble	0	5	8	0	13
Micah Jones	0	0	1	0	1
Jalynn McClain	0	0	0	1	1

Double-Doubles	12-13	13-14	14-15	15-16	Career
Kendall Noble	0	0	8	4	12
Ivy Brown	-	-	0	7	7
Jalynn McClain	1	1	0	0	2

LENDING AN ASSIST

WKU enjoyed one of its best seasons in over a decade in the assists department in 2014-15 as the Lady Toppers dished out 540 assists during the season, sixth-most in a single season. Kendall Noble led the team with 156 helpers, while Micah Jones dished out 134 of her own. In total, five players finished with more than 50 assists, rounded out by Alexis Govan (76), Chastity Gooch (54) and Ileana Johnson (53).

NOBLE'S DOUBLE-DOUBLES

Redshirt junior Kendall Noble picked up her fourth double-double of the season at FIU, notching team-highs in both points (22) and rebounds (10) in the victory.

With four double-doubles in 2015-16, Noble now has 12 for her career, all with points and rebounds, giving her one more than Michelle Clark-Heard had in her WKU career.

Noble's 12 double-doubles are tied for 15th in WKU history alongside Leslie Johnson and Bridgette Combs, and one more will move her into a tie for 13th with Tara Cosby and LaTeira Owens.

The Hazard, Ky., native has collected her double-doubles this season against Ball State (10 points, 11 rebounds), George Mason (17 points, 12 rebounds), Ole Miss (15 points, 10 rebounds) and FIU (22 points, 10 rebounds).

STRONG INCOMING CLASS

In the early signing period, WKU inked a trio of Kentucky natives, signing Sarah Price (Owingsville), Malaka Frank (Frankfort) and Whitney Creech (Jenkins) to National Letters of Intent. The three currently make up the Class of 2020 for the Lady Toppers.

Price is a four-time All-State Honorable Mention selection by the Lexington Herald-Leader, a three-time All-61st District Tournament choice and three-time All-Area pick. The forward also helped Bath County to capture the Class A regional championship and the runner-up spot in the 61st District as a junior in 2014-15.

Frank has been named to the District All-Tournament Team in each of her last three seasons, the Regional All-Tournament Team as a junior and the All-Region Team as a sophomore in 2013-14. She has also received the team's award as the best defender for each of the last four years, the individual instruction award in 2011-12 and the field goal percentage award in 2013-14.

Creech has starred for Jenkins High School in eastern Kentucky since earning her first varsity playing time as a sixth grader during the 2009-10 season. The rising senior has been the state of Kentucky's leading scorer in each of her last three seasons, including an astounding

42 points per game mark as a junior in 2014-15 that made her the top high school scorer in the nation.

Creech has averaged more than 20 points per outing in every season since 2011-12 and has scored 3,912 points in her varsity career through the end of her junior season. She already holds Jenkins' school record for career points and scored a single-game school-record 64 points against Clintwood (Va.) on Jan. 2.

Creech is a five-time All-53rd District selection, a three-time All-14th Region pick and a three-time All-State choice (Honorable Mention in 2012-13, Second Team in 2013-14 and First Team in 2014-15). She was also named the Area Player of the Year following her junior season.

WHAT CAN IVY BROWN DO FOR YOU?

Sophomore Ivy Brown has taken a huge leap in her production from her freshman campaign. The Hodgenville, Ky., native is scoring nine more points per game (12.3) and has improved her shooting by nearly 20 percent from the field from her freshman season.

Brown has also collected the first seven double-doubles of her career in 2015-16, picking them up against Alaska-Anchorage, Austin Peay, Eastern Kentucky, College of Charleston, Lipscomb, Marshall and Florida Atlantic.

Brown also became the first WKU player since Chastity Gooch to tally 10 or more rebounds in five straight games with her streak that began against Eastern Kentucky on Dec. 16. Brown has 10 or more boards in nine games this season.

THAT 80s SHOW

WKU broke the 80-point barrier for the fifth time this season in an 81-62 win over Florida Atlantic on Jan. 9. The Lady Toppers used 14 unanswered points just before halftime to take control of the contest and refused to allow a Florida Atlantic comeback.

The win also extended an impressive streak for WKU. Under Michelle Clark-Heard, the Lady Toppers have posted an undefeated 36-0 mark when scoring 80 points or more and have scored 80 or more on at least seven occasions per season under her watch.

CAPITALIZING ON TURNOVERS

WKU has stung its opponents this season on the defensive side of the ball, creating 261 points off 261 forced turnovers.

Nearly a quarter (24.3 percent) of WKU's 1,074 total points have come off turnovers in 2015-16.

PLAYING POINT

Since the loss of Micah Jones to a season-ending knee injury against Louisville, the Lady Toppers have gotten help in the assist column from Kendall Noble and Tashia Brown.

Since Jones' injury, Noble has dished out 58 helpers while Brown has pitched in 41 of her own. Brown's seven assists against Austin Peay were a new career-high for the sophomore, while Noble's nine helpers at College of Charleston matched her career-high.

CRASHING THE BOARDS

WKU is the lone team in Conference USA with a pair of players in the top 10 for rebounding in the league as Ivy Brown and Kendall Noble represent the Lady Toppers.

Brown ranks third in the conference with 9.4 rebounds per game, while Noble is tied for sixth, averaging 7.8 boards. Caitlin Jenkins of Southern Miss leads the league with 10.4 rebounds per outing.

NOBLE FROM DEEP

Through the first 15 games of the season, Kendall Noble has improved her three-point shooting by nearly 13 percent and has knocked down 27 of her 54 attempts from beyond the arc for a 50 percent clip.

If eligible, Noble's percentage would currently rank first in all of Division I, but players must average a minimum of two made three-pointers per contest to qualify with Noble falling three short of that mark.

BLOCK PARTY

WKU currently leads Conference USA and is 15th nationally with 5.7 blocks per game as a team.

Three WKU players; Ivy Brown (1.4, fourth), Kendall Noble (1.2, tied for fifth) and Tashia Brown (1.0, tied for eighth); represent the Lady Toppers in the top 10 of the category in C-USA.

STEALING HEARTS

Redshirt junior Kendall Noble recorded her 200th career steal in the win over Austin Peay on Dec. 5. Noble's 220 steals are the third-most in WKU history and she needs 38 more to pass Tiffany Porter-Talbert for second place on the charts.

Noble already holds the single-season WKU record with 105 steals set last season and the single-game record with 10 at North Texas on Feb. 5, 2015.

CRASHING THE BOARDS, PART II

The Lady Toppers have been one of the top offensive rebounding teams in the conference this season, placing second overall and 19th nationally while averaging 16.6 boards per game.

BOUNCING BACK STRONG FROM LOSSES

Under Michelle Clark-Heard, WKU holds a 21-6 record in games immediately following a loss.

The Lady Toppers have lost two or more consecutive games in the same season just four times under Clark-Heard, and have had only one three-game losing streak (by a combined 13 points) that came during the 2013-14 season.

DEFENDING DIDDLE

WKU is a perfect 6-0 at home this season and has posted a 41-9 record inside the friendly confines of its home arena since Michelle Clark-Heard took over the program in 2012-13.

The Lady Toppers have an 11-game home winning streak dating back to last season and have not fallen at home since a 63-61 setback against Southern Miss on Jan. 31.

SHARPSHOOTING LADY TOPS

As a team this season, WKU is shooting 36.9 percent (79-of-214) from beyond the arc, currently the second-best mark in C-USA.

Kendall Noble leads the team at 50 percent (27-of-54) and both Kayla Smith (13-of-40) and Dee Givens (17-of-48) are hitting more than 30 percent of their attempts.

LIMITING TURNOVERS

WKU has allowed just 210 turnovers through 15 games, an average of only 14.0 per contest. That number ranks 45th nationally for the fewest number of turnovers. Villanova leads the nation with just 119 turnovers in 16 games.

20-20 PASSING VISION

The Lady Toppers tallied 20 assists for the second time this season at College of Charleston and have won both games in which they have accomplished that feat, including the 88-69 win over Austin Peay.

STREAKING INTO CONFERENCE PLAY

The Lady Toppers carried a six-game winning streak into their C-USA opener against Marshall.

Only four times since WKU began conference play in 1984-85 have the Lady Toppers carried a longer winning streak into conference play.

1985-86 saw WKU win 11 straight going into Sun Belt play, and the team followed that with 10 straight in 1990-91 and nine consecutive in 1994-95. Last season, the Lady Toppers took an eight-game winning streak into their first season of C-USA play.

THE GIFT THAT KEEPS ON GIVENS

Freshman Dee Givens has the top three scoring games among WKU freshmen this season, including a career-high 18-point outburst against Marshall and two 16-point games.

Givens is the top scorer off the bench for the Lady Toppers with 7.3 points per game and is second on the team with 17 three-pointers.

RPI WATCH

In the latest RPI rankings on Jan. 13, WKU holds the second-best RPI in C-USA at No. 60, trailing only No. 32 UTEP.

The Lady Toppers have gone 2-1 against teams inside the top 100 in the latest rankings, defeating No. 19 Louisville and No. 99 Florida Atlantic while falling at No. 52 Ball State.

DYNAMIC DUO

Kendall Noble and Tashia Brown are the top-scoring teammates in C-USA this season, averaging 33.9 points per game together.

Marshall's Leah Scott and Shayna Gore (30.8 points) are the only other duo averaging more than 30 points per game.

TASHIA BROWN'S SOPHOMORE LEAP

Following her strong freshman campaign that ended in a C-USA All-Freshman Team berth, Tashia Brown has improved her game in nearly every category in 2015-16.

The sophomore's scoring is up nearly nine points per game and she has become more efficient from the charity stripe, knocking down nearly 10 percent more of her free throws this season.

Brown has seven 20-point games, including a career-best 29 points against Belmont, this season to lead the Lady Toppers. That mark is also the most in C-USA this season.

With her 23-point outburst against Eastern Kentucky, Brown became the first WKU player with three straight 20-point games since Chastity Gooch did so from Feb. 12-Feb. 22, 2014.

THE 500 CLUB

Kendall Noble and Tashia Brown each hit significant milestones in WKU's win at FIU on Jan. 7.

Noble pulled down her 500th career rebound on a defensive board early in the third quarter, and Brown's layup with 12 seconds to play in the first quarter gave the sophomore 500 career points.

GOING UNANSWERED

In five of its last six games, WKU has an unanswered stretch of 10 or more points, and the Lady Toppers have posted eight such streaks this season, including 15-0 runs against both Marshall and UT Arlington.

BROADCAST NOTES



HC

MICHELLE CLARK-HEARD
Fourth Season

Michelle Clark-Heard has quickly shaped the Western Kentucky University Lady Topper Basketball program back into a national name, putting the Lady Toppers back on the national map. In just three seasons at WKU as head coach, Clark-Heard has reached two NCAA Tournaments, won two conference tournament championships and a regular season conference title while posting 76 wins, the most in a coaches first three seasons in WKU women's basketball or men's basketball history.

Clark-Heard's third season directing her alma mater in 2014-15 was one of the best the storied program has seen. She led the Lady Toppers to a 30-5 record, posting a Conference USA record 30 wins in the program's first season as a league member.

The season began with the Lady Toppers making huge waves early by reaching the finals of the Preseason Women's NIT with wins at Colorado and over eventual American East Conference champion Albany before a loss on the road at Mississippi State. WKU also posted non-conference wins over Hofstra, Tulane and Ole Miss.

The Lady Toppers made an immediate impact in Conference USA, posting a 16-2 record to tie the league mark for league wins in a season, including eight wins on the road, to secure the program's first regular season league title as a Conference USA member and 11th in program history. In early January, she led the Lady Toppers to the Associated Press Top 25 Rankings for the first time since the 1997-98 season. She also became just the 10th coach in NCAA history to lead their alma mater into the Associated Press Top 25 rankings as both a player and coach when the Lady Toppers were ranked for two weeks in January 2015.

The Lady Toppers then won three games in three days by a combined eight points to secure a tournament title at the Conference USA Championships in Birmingham, Ala.

Following the season, Clark-Heard was recognized for her outstanding accomplishments, earning Conference USA Coach of the Year and 2015 United States Marine Corps/WBCA NCAA Division I Regional Coach of the Year honors. Her selection as a WBCA Regional Coach of the Year also made her a finalist for the Pat Summitt Trophy, awarded annually to the 2015 United States Marine Corps/WBCA NCAA Division I National Coach of the Year.

Her success at WKU has also helped her land new opportunities in the USA Basketball ranks. Clark-Heard was named an assistant coach for the 2015 U.S. Pan American Women's Basketball Team, joining head coach Lisa Bluder of the University of Iowa and fellow assistant coach Scott Rueck of Oregon State University on the 2015 staff.

In Toronto, Clark-Heard helped lead the United States to a silver medal in her international assistant coaching debut, falling just short in the gold medal game against the host Canadians.

In 2013-14, Clark-Heard helped WKU win its final seven regular season games before reeling off three straight in New Orleans, La. in March 2014 to win the Sun Belt Conference Championships with a 61-60 win over Arkansas State after WKU faced a 14-point deficit in the second half. The season

“What Michelle Clark-Heard has done is instilled pride back in Western Kentucky... Now with Michelle Clark-Heard, with the passion and pride she has, because she was a player at Western Kentucky, she is bringing that back to Bowling Green.”

-ESPN Analyst Carolyn Peck

also saw WKU defeat Georgetown in the Puerto Rico Classic after facing a 16-point deficit in the second half.

The season was capped by a 87-74 loss to fifth-ranked Baylor in Waco, Texas in the opening round of the 2014 NCAA Tournament, ending the longest NCAA Tournament appearance drought in program history.

The run to the tournament helped WKU secure a 24-9 record and finish with 20-wins for the second straight season. Her consecutive 20-win seasons to begin her time at WKU marked the first time in Sun Belt Conference history that a team had won 20 games in back-to-back years following a season in which it had won less than 10 games.

Her success in 2013-14 followed a massive improvement on the floor in 2012-13.

In her first year as a Division One coach in 2012-13, Clark-Heard helped WKU to a 13-win improvement over the 2011-12 season output. It was the largest in Sun Belt Conference history as WKU turned a 9-21 mark into a 22-11 record. WKU's eight win improvement in conference play from five wins to 13 wins was tied for the largest in league history. The Lady Toppers also became the first team in Sun Belt Conference history to win 20 games in the season following a year in which the team won less than 10 games earlier this season.

Her first season at WKU also showcased her ability to develop players. The duo of Chastity Gooch and Alexis Govan averaged a combined 12.7 ppg in 2011-12 but posted 36.5 per outing in 2012-13. The duo combined for 1,203 points after posting 381 last season. The team also saw major improvement in nearly all statistical categories, including improving free throw shooting by over 11 percent to .739, the third highest mark in school history.

Clark-Heard spent five years as an assistant coach to Jeff Walz at Louisville. During her time with the program, the Cardinals made three Sweet 16 appearances and made their first Final Four appearance, finishing as the National Runner-Up in 2009. A roster she helped build also reached the Final Four in 2013 after beating No. 1 Baylor and national power Tennessee in the regional semifinals and finals. Clark-Heard was instrumental in bringing in the No. 12 recruiting class in 2008, then followed with three consecutive Top 10 classes in 2009, 2010 and 2011. The 2010 recruiting class was the highest ranked class in school history, ranked fifth in the nation.

Among the most notable players Clark-Heard coached at Louisville was overall number one pick in the 2009 WNBA Draft, Angel McCoughtry and overall number eight pick in the 2013 WNBA Draft, Shoni Shimmel. Overall, she coached five players at Louisville that went on to be drafted in the WNBA Draft.

Prior to her time at Louisville, Clark-Heard spent two seasons as the head coach at Kentucky State, taking the reigns of the program in June 2005. She took over a program that had won just one game during the 2004-05 season. In her first season she led the Thorobrettes to a 5-23 record, four of the wins were against Southern Intercollegiate Athletic Conference opponents. Her team was picked to finish 11th

in the SIAC but ended the season in ninth place. In her second season at KSU, she guided the Thorobrettes to an impressive 19-9 record, finishing tied for fourth place in the SIAC. Clark-Heard earned SIAC Coach-of-the-Year honors after the impressive turnaround. Her 2006-07 Thorobrettes were the second most improved team in NCAA Division II women's basketball during the 2006-07 season.

Before being named head coach at Kentucky State, Clark-Heard spent three seasons at Cincinnati as an assistant and four years at Nebraska in the same role. The Bearcats advanced to postseason play in two of her three seasons there while she helped Nebraska reach the NCAA Tournament twice during her time with the team. She was also responsible for helping sign McDonald's All-American Janice Bright for the Cornhuskers in 2001 while coaching alongside current Louisville coach Jeff Walz and under former WKU coach Paul Sanderford.

A four-year letterwinner on the Hill (1987-90), Clark-Heard was part of four NCAA Tournament teams during her Lady Topper career. She also helped guide the Lady Toppers to a pair of Sun Belt Conference Tournament championships (1988 and 1989) and two conference regular-season titles (1989 and 1990). She played in 118 games during her four years in the Hill, scoring 790 points and pulling down 615 rebounds. WKU amassed 89 victories during her four years in uniform, winning 70 percent of the games over that span and putting together three 20-win seasons.

Upon graduation from WKU, she spent eight years working within a recreational setting, five in Bowling Green and three with the Louisville Metro Parks Department. While in Louisville, she also served as head junior varsity coach and assistant varsity coach at DuPont Manual High School for the 1994-95 seasons and played professionally with the Kentucky Marauders of the Women's Basketball Association in 1994-95.

The Louisville native earned Kentucky High School State Player of the Year honors in 1986 while playing at Atherton High School and was inducted into the Atherton Hall of Fame in 2003.

She was married on August 16, 2003 to Luther Heard.

CLARK-HEARD BY THE NUMBERS

Overall Head Coaching Record	113-59
WKU Head Coaching Record	89-27
Head Coaching Record Over Last Three Years	89-27
Final Four Appearances (2009)	1
Overall Wins as WKU Coach and Player	178
Overall Record as WKU Coach and Player	178-64
Conference Regular Season Record	46-14
Tournament Titles as Head Coach	2
Tournament Record as Head Coach	7-2
Overall Postseason Record as Head Coach	9-4
NCAA Tournament Appearances as AC or HC	9
Conference Coach of the Year Selections	2



AHC

GREG COLLINS
Fourth Season

Promoted to associate head coach during the summer of 2014... Previously coached with New York Liberty (advance scout, 06-07), Louisville (2002-03 to 2006-07) and Arkansas (2007-08 to 2011-12)... Coaching helped produce three Kentucky Miss Basketball winners during time with Derek Smith All-Stars (2000-03)... Native of Louisville, Ky... Avid fisherman who rarely passes up opportunity to get up early and go fishing for an hour while on the road for a game or out recruiting... Welcomed daughter, Emma Claire, to family during the spring of 2014, the second child for Collins and his wife, Rae.



AC

MELISSA KOLBE
First Season

Brings 14 years of experience at the Division I level as an assistant coach to the Hill, after serving last season as an assistant coach and recruiting coordinator at Mount St. Mary's... Also has six years of experience working in Conference USA as an assistant coach at East Carolina (2002-08)... Has also worked at Valdosta State (1999-01), Mercer (2001-02) and Eastern Kentucky (2008-14)... Led Wittenberg to three conference championships and two NCAA Tournament trips as a player... Appeared in 105 games, starting 55, including all 28 as a junior, and 26-of-27 as a senior. She scored 753 career points, averaging a career best 9.5 points per contest as a senior.



AC

KATHERINE GRAHAM
First Season

Four-year letterwinner and three-year starter at LSU under Hall of Fame Coach Van Chancellor and reached the Final Four in 2008... In her LSU career, she played alongside elite WNBA players -- including Sylvia Fowles, the second pick in the 2008 draft -- and reached three NCAA Tournaments... One of only two players in LSU history to record a triple-double and the only player to do so in SEC play as Graham achieved the feat on Feb. 7, 2010, against Ole Miss... Joins WKU after one year as an assistant coach at Lipscomb (2014-15) and two years as a graduate assistant at Georgia (2012-14).



GA

ERIN KEITH
Second Season

Spent the last two seasons prior to WKU as an assistant coach at Warren Central High School, including a regional tournament appearance during the 2012-13 season. She also served as a Special Education Assistant at the school... Keith played three seasons at Kentucky Wesleyan from 2008-09 through 2010-11 before serving as a student assistant during the 2011-12 season. As a freshman, Keith earned the team's Most Improved Player Award while leading the team in three-point shooting at 37.0 percent. As a sophomore, she averaged 3.7 points and 1.3 rebounds per contest... Excelled on the softball field as a five-year starter for North Bullitt HS.

WKU INDIVIDUAL

SCORING

Scored 25 Points - Tashia Brown vs. Belmont; Dec. 29, 2015 (29)
 Scored 30 Points - Chastity Gooch vs. Austin Peay; Dec. 16, 2014 (32)
 Scored 35 Points - Alexis Govan vs. North Texas; Dec. 29, 2012 (40)
 Scored 40 Points - Alexis Govan vs. North Texas; Dec. 29, 2012 (40)
 Scored double figures in 40 straight games - Alexis Govan; Feb. 26, 2012 through Dec. 21, 2013 (47)
 Scored 20 Points in a Half - Chastity Gooch (24 in 1st) vs. Austin Peay; Dec. 16, 2014
 Three Players Had 20 Points - Kendall Noble (20), Alexis Govan (22), Micah Jones (20) vs. Ole Miss; Dec. 4, 2014
 A Player Had 20 Points or More in Six Straight Games - Crystal Kelly (27 vs. Evansville, Nov. 16, 2007; 33 vs. Louisiana Tech, Nov. 20, 2007; 27 vs. Southern Illinois, Nov. 23, 2007; 30 at George Washington, Nov. 24, 2007; 25 vs. Morehead State, Nov. 27, 2007; 27 at Kentucky, Nov. 30, 2007)
 A Player Had 20 Points or More in Nine Straight Games - Crystal Kelly (29 vs. Penn State, Nov. 25, 2006; 28 at Morehead State, Nov. 29, 2006; 28 at Florida Atlantic, Dec. 2, 2006; 20 at Louisville, Dec. 9, 2006; 24 vs. South Alabama, Dec. 17, 2006; 20 at Middle Tennessee, Dec. 27, 2006; 22 vs. IUPUI, Jan. 2, 2007; 27 vs. Troy, Jan. 4, 2007; 26 vs. South Dakota State, Jan. 7, 2007)
 Six Players Scored in Double Figures - Kenzie Rich (15), Hope Brown (15), Amy McNear (14), Teranie Thomas (13), Vanessa Obafemi (13) and LaFeira Owens (11) vs. Louisiana-Lafayette, Jan. 21, 2009
 Seven Players Scored in Double Figures - ShaRae Mansfield (15), Danielle McCulley (13), Natalie Powers (12), Leslie Logsdon (11), Jamie Britt (10), Shea Lunsford (10), Laurie Townsend (10) vs. Lamar in Ruston, La., March 5, 1998

DOUBLE-DOUBLES

20-10 Game - Kendall Noble (22 points and 10 rebounds) at FIU; Jan. 7, 2016
 30-10 Game - Chastity Gooch (30 points and 11 rebounds) vs. Colorado; Nov. 17, 2014
 20-10 Game by Two Players in same game - Alexis Govan (25 points, 11 rebounds) and Chastity Gooch (26 points, 12 rebounds) vs. East Carolina; March 21, 2013
 Double-Double in Points and Assists - Amy McNear vs. ULM; Feb. 5, 2011 (17 points, 11 assists)
 Double-Double in Points and Blocks - None in school history
 Double-Double in Points and Steals - None in school history
 Triple-Double - None in school history
 Two players record double-doubles - Kendall Noble (19 points and 10 rebounds) and Chastity Gooch (20 points and 14 rebounds) vs. Mississippi State; Nov. 23, 2014
 Double-double in five consecutive games - Chastity Gooch (vs. Morehead State on Dec. 6, 2012; vs. Kent State on Dec. 9, 2012; vs. SEMO on Dec. 16, 2012; vs. Wright State on Dec. 19, 2012; vs. Florida A&M on Dec. 21, 2012; vs. North Texas on Dec. 29, 2012; vs. UALR on Jan. 3, 2013; vs. Arkansas State on Jan. 6, 2013; vs. Florida Atlantic on Jan. 12, 2013) (9)
 Double-double in six consecutive games - Chastity Gooch (vs. Morehead State on Dec. 6, 2012; vs. Kent State on Dec. 9, 2012; vs. SEMO on Dec. 16, 2012; vs. Wright State on Dec. 19, 2012; vs. Florida A&M on Dec. 21, 2012; vs. North Texas on Dec. 29, 2012; vs. UALR on Jan. 3, 2013; vs. Arkansas State on Jan. 6, 2013; vs. Florida Atlantic on Jan. 12, 2013) (9)
 Double-double in seven consecutive games - Chastity Gooch (vs. Morehead State on Dec. 6, 2012; vs. Kent State on Dec. 9, 2012; vs. SEMO on Dec. 16, 2012; vs. Wright State on Dec. 19, 2012; vs. Florida A&M on Dec. 21, 2012; vs. North Texas on Dec. 29, 2012; vs. UALR on Jan. 3, 2013; vs. Arkansas State on Jan. 6, 2013; vs. Florida Atlantic on Jan. 12, 2013) (9)
 Double-double in eight consecutive games - Chastity Gooch (vs. Morehead State on Dec. 6, 2012; vs. Kent State on Dec. 9, 2012; vs. SEMO on Dec. 16, 2012; vs. Wright State on Dec. 19, 2012; vs. Florida A&M on Dec. 21, 2012; vs. North Texas on Dec. 29, 2012; vs. UALR on Jan. 3, 2013; vs. Arkansas State on Jan. 6, 2013; vs. Florida Atlantic on Jan. 12, 2013) (9)
 Double-double in nine consecutive games - Chastity Gooch (vs. Morehead State on Dec. 6, 2012; vs. Kent State on Dec. 9, 2012; vs. SEMO on Dec. 16, 2012; vs. Wright State on Dec. 19, 2012; vs. Florida A&M on Dec. 21, 2012; vs. North Texas on Dec. 29, 2012; vs. UALR on Jan. 3, 2013; vs. Arkansas State on Jan. 6, 2013; vs. Florida Atlantic on Jan. 12, 2013) (9)

FIELD GOALS

Made 10 FG in a game - Tashia Brown at Florida Atlantic; Jan. 9, 2016 (10)
 Made 15 FG in a game - Alexis Govan vs. North Texas; Dec. 29, 2012 (19)
 Made 16 FG in a game - Alexis Govan vs. North Texas; Dec. 29, 2012 (19)
 Made 17 FG in a game - Alexis Govan vs. North Texas; Dec. 29, 2012 (19)
 Made 18 FG in a game - Alexis Govan vs. North Texas; Dec. 29, 2012 (19)
 Made 19 FG in a game - Alexis Govan vs. North Texas; Dec. 29, 2012 (19)
 Attempted 19 FG in a game - Tashia Brown vs. Rice; Jan. 14, 2016 (24)
 Attempted 20 FG in a game - Tashia Brown vs. Rice; Jan. 14, 2016 (24)
 Attempted 25 FG in a game - Alexis Govan vs. Florida Atlantic; Feb. 13, 2013 (25)
 Attempted 30 FG in a game - Brenda Chapman vs. Murray State; Jan. 21, 1978 (31)

THREE-POINTERS

Made 5 3-pointers in a game - Chastity Gooch vs. Texas; March 20, 2015 (5)
 Made 6 3-pointers in a game - Danay Fathergill vs. MTSU; March 4, 2012 (6)
 Made 7 3-pointers in a game - Janae Howard vs. Troy; Jan. 22, 2011 (7)
 Made 8 3-pointers in a game - Leslie Logsdon vs. MTSU; March 11, 2003
 Attempted 12 3-pointers in a game - Bianca McGee vs. Georgetown; Dec. 21, 2013 (12)
 Attempted 13 3-pointers in a game - Bianca McGee vs. Ball State; Dec. 7, 2013 (13)
 Attempted 14 3-pointers in a game - Janae Howard vs. Troy; Jan. 22, 2011 (14)

Attempted 15 3-pointers in a game - Kenzie Rich vs. George Washington; Dec. 28, 2009 (15)
 Attempted 16 3-pointers in a game - Kenzie Rich vs. Denver; Feb. 2, 2008 (16)

FREE THROWS

Made 10 FT in a game - Micah Jones vs. UTEP; Jan. 22, 2015 (10)
 Made 13 FT in a game - Crystal Kelly vs. Denver; Feb. 2, 2008 (18)
 Made 14 FT in a game - Crystal Kelly vs. Denver; Feb. 2, 2008 (18)
 Made 15 FT in a game - Crystal Kelly vs. Denver; Feb. 2, 2008 (18)
 Made 16 FT in a game - Crystal Kelly vs. Denver; Feb. 2, 2008 (18)
 Made 17 FT in a game - Crystal Kelly vs. Denver; Feb. 2, 2008 (18)
 Made 18 FT in a game - Crystal Kelly vs. Denver; Feb. 2, 2008 (18)
 Made 19 FT in a game - Beth Blanton vs. Murray State; March 2, 1978 (19)
 Attempted 15 FT in a game - Kendall Noble (15) and Micah Jones (15) vs. Ole Miss; Dec. 4, 2014
 Attempted 20 FT in a game - Crystal Kelly vs. Denver; Feb. 2, 2008 (20)
 Attempted 23 FT in a game - Beth Blanton vs. Murray State; March 2, 1978 (23)

REBOUNDS

15 Rebounds - Chastity Gooch vs. Troy; Jan. 4, 2014 (16)
 20 Rebounds - Arnika Brown vs. South Alabama; Feb. 17, 2010 (25)
 25 Rebounds - Arnika Brown vs. South Alabama; Feb. 17, 2010 (25)
 10+ Rebounds in five consecutive games - Ivy Brown from Dec. 16, 2015 through Jan. 2, 2016 (five games)
 10+ Rebounds in ten consecutive games - Chastity Gooch from Dec. 6, 2012 through Jan. 16, 2013 (10)

ASSISTS

8 Assists - Kendall Noble at College of Charleston; Dec. 18, 2015 (9)
 9 Assists - Kendall Noble at College of Charleston; Dec. 18, 2015 (9)
 10 Assists - Amy McNear vs. Florida International; Feb. 23, 2011 (11)
 12 Assists - Amy McNear vs. South Alabama; Feb. 2, 2011 (12)
 15 Assists - Tiffany Zaragoza vs. Tennessee Tech; Dec. 19, 2005 (15)

BLOCKS

6 Blocks - Jasmine Johnson vs. Eastern Kentucky; Nov. 23, 2008 (6)
 7 Blocks - Tanderia Green vs. Charlotte; Feb. 17, 1990 (9)
 8 Blocks - Tanderia Green vs. Charlotte; Feb. 17, 1990 (9)
 9 Blocks - Tanderia Green vs. Charlotte; Feb. 17, 1990 (9)

STEALS

7 Steals - Chastity Gooch vs. Rice; Feb. 8, 2015 (7)
 8 Steals - Kendall Noble vs. North Texas; Feb. 6, 2015 (10)
 9 Steals - Kendall Noble vs. North Texas; Feb. 6, 2015 (10)
 10 Steals - Kendall Noble vs. North Texas; Feb. 6, 2015 (10)
 6 Steals in Consecutive Games - Kendall Noble vs. Troy (6); Feb. 12, 2014 and South Alabama (8); Feb. 15, 2014
 7 Steals in a Half - Chastity Gooch vs. Belmont; Dec. 29, 2014 (7 in 1st Half)

MINUTES

Played every minute - Tashia Brown (40) at FIU; Jan. 7, 2016
 Played over 40 minutes - Kendall Noble (43), Chastity Gooch (42), Micah Jones (42) vs. Colorado; Nov. 17, 2014

TEAM

Scored 100 or more points - Jan. 27, 2010 vs. North Texas (101)
 Scored 100 or more points [SBC game] - Jan. 27, 2010 vs. North Texas (101)
 Scored 90 or more points - Dec. 16, 2014 vs. Austin Peay
 Scored 90 or more points [Conference game] - March 1, 2014 vs. UT Arlington (94)
 Allowed 90 or more points - Jan. 10, 2011 vs. North Dakota (90)
 Shot 90 percent or better from the free throw line - at UALR; Jan. 3, 2013 (.929, 26-of-28)
 Shot 60 percent or better from the field - vs. Austin Peay; Dec. 5, 2015 (.603, 35-of-58)
 Shot 70 percent or better from the field in a half- vs. Austin Peay; Dec. 5, 2015 (.714, 20-of-28, 1st)
 Shot 80 percent or better from the field in a half- vs. LA Tech; Jan. 29, 2015 (.826, 19-of-23, 2nd)
 Attempted 45 free throws - vs. Ole Miss; Dec. 4, 2014 (45)
 Made 35 free throws - vs. Arkansas State; Jan. 30, 1999 (36)
 Won an overtime game - at Hofstra on Nov. 29, 2014
 Won an overtime road game - at Hofstra on Nov. 29, 2014
 Lost an overtime game - at Vanderbilt on Dec. 6, 2009
 Played two overtime game - at Middle Tennessee on Feb. 5, 2004
 Played three overtime game - None
 Played four overtime game - None
 Played consecutive games that went to overtime - at Middle Tennessee on Feb. 5, 2004 and vs. FIU Feb. 9, 2004

TEAM

Points Per Quarter

Most Points in the 1st Quarter - 28 (vs. George Mason, 11/24/15)
 Most Points in the 2nd Quarter - 29 (at Florida Atlantic, 1/9/16)
 Most Points in the 3rd Quarter - 23 (vs. Austin Peay, 12/5/15)
 Most Points in the 4th Quarter - 27 (at College of Charleston, 12/18/15)

Points Per Half

Most Points in the 1st Half - 52 (at Florida Atlantic, 1/9/16)
 Most Points in the 2nd Half - 48 (at College of Charleston, 12/18/15)

Field Goal Percentage Per Quarter

Highest FG% in the 1st Quarter - 66.7% (10-of-15) (vs. Austin Peay, 12/5/15)
 Highest FG% in the 2nd Quarter - 76.9% (10-of-13) (vs. Austin Peay, 12/5/15)
 Highest FG% in the 3rd Quarter - 50.0% (8-of-16) (at Lipscomb, 12/21/15)
 Highest FG% in the 4th Quarter - 63.6% (7-of-11) (vs. Eastern Kentucky, 12/16/15)

Field Goal Percentage Per Half

Highest FG% in the 1st Half - 71.4% (20-of-28) (vs. Austin Peay, 12/5/15)
 Highest FG% in the 2nd Half - 50.0% (15-of-30) (vs. Austin Peay, 12/5/15) and (19-of-38) (at College of Charleston, 12/18/15)

Fewest Points Allowed Per Quarter

Fewest Points Allowed in the 1st Quarter - 7 (at College of Charleston, 12/18/15) and (vs. Marshall, 1/2/16)
 Fewest Points Allowed in the 2nd Quarter - 9 (vs. George Mason, 11/24/15)
 Fewest Points Allowed in the 3rd Quarter - 12 (at Ball State, 11/19/15) and (at Lipscomb, 12/21/15)
 Fewest Points Allowed in the 4th Quarter - 12 (at UT Arlington, 12/13/15)

Fewest Points Allowed Per Half

Fewest Points Allowed in the 1st Half - 18 (at College of Charleston, 12/18/15)
 Fewest Points Allowed in the 2nd Half - 26 (at Alaska-Anchorage, 11/25/15), (at College of Charleston, 12/18/15) and (at Lipscomb, 12/21/15)

Unanswered Scoring Streaks of 10+ Points

15 Points - 1:43, 1Q to 6:51, 2Q vs. Marshall (1/2/16)
 15 Points - 8:51, 4Q to 3:34, 4Q at UT Arlington (12/13/15)
 14 Points - 7:43, 2Q to 3:20, 2Q at Florida Atlantic (1/9/16)
 13 Points - 4:28, 4Q to 0:00, 4Q vs. Belmont (12/29/15)
 13 Points - 8:42, 2Q to 4:40, 2Q at Ball State (11/19/15)
 10 Points - 2:33, 1Q to 9:20, 2Q at FIU (1/7/16)
 10 Points - 7:26, 3Q to 3:57, 3Q at Lipscomb (12/21/15)
 10 Points - 9:11, 4Q to 5:37, 4Q vs. Louisville (11/21/15)

INDIVIDUAL

Points Per Quarter

Most Points in the 1st Quarter - 12 (Kendall Noble vs. George Mason, 11/24/15)
 Most Points in the 2nd Quarter - 10 (Tashia Brown vs. Louisville, 11/21/15)
 Most Points in the 3rd Quarter - 13 (Ivy Brown vs. George Mason, 11/24/15)
 Most Points in the 4th Quarter - 14 (Kendall Noble vs. Louisville, 11/21/15)

Points Per Half

Most Points in the 1st Half - 16 (Kendall Noble vs. Austin Peay, 12/5/15)
 Most Points in the 2nd Half - 15 (Kendall Noble at College of Charleston, 12/18/15) and (Tashia Brown, two times, last at Florida Atlantic, 1/9/16)

Rebounds Per Quarter

Most Rebounds in the 1st Quarter - 6 (Ivy Brown vs. Marshall, 1/2/16)
 Most Rebounds in the 2nd Quarter - 7 (Ivy Brown at Florida Atlantic, 1/9/16)
 Most Rebounds in the 3rd Quarter - 5 (Ivy Brown, five times, most recently vs. Belmont, 12/29/15)
 Most Rebounds in the 4th Quarter - 6 (Ivy Brown, at Lipscomb, 12/21/15)

Rebounds Per Half

Most Rebounds in the 1st Half - 10 (Ivy Brown at Florida Atlantic, 1/9/16)
 Most Rebounds in the 2nd Half - 9 (Ivy Brown at Alaska-Anchorage, 11/25/15)

Assists Per Quarter

Most Assists in the 1st Quarter - 3 (Kendall Noble, three times, most recently at UT Arlington, 12/13/15)
 Most Assists in the 2nd Quarter - 4 (Tashia Brown vs. Austin Peay, 12/5/15)
 Most Assists in the 3rd Quarter - 3 (Kendall Noble, three times, most recently at College of Charleston, 12/18/15)
 Most Assists in the 4th Quarter - 3 (Kendall Noble at Lipscomb, 12/21/15)

Assists Per Half

Most Assists in the 1st Half - 5 (Tashia Brown at College of Charleston, 12/18/15)
 Most Assists in the 2nd Half - 5 (Kendall Noble at Lipscomb, 12/21/15)



#00 SIMONE GOODS
FRESHMAN | FORWARD | 6-2 | HS
OMAHA, NEB.
BENSON HS

SINGLE-GAME HIGHS

POINTS

Season 7 (at Ole Miss, 12/2/15)
 Career 7 (at Ole Miss, 12/2/15)

REBOUNDS

Season 9 (vs. George Mason, 11/24/15)
 Career 9 (vs. George Mason, 11/24/15)

FIELD GOALS

Season 2 (at Ole Miss, 12/2/15)
 Career 2 (at Ole Miss, 12/2/15)

FIELD GOALS ATTEMPTED

Season 6 (vs. George Mason, 11/24/15)
 Career 6 (vs. George Mason, 11/24/15)

3-POINT FIELD GOALS

Season 0
 Career 0

3-POINT FIELD GOALS ATTEMPTED

Season 0
 Career 0

FREE THROWS

Season 4 (vs. George Mason, 11/24/15)
 Career 4 (vs. George Mason, 11/24/15)

FREE THROWS ATTEMPTED

Season 6 (vs. George Mason, 11/24/15)
 Career 6 (vs. George Mason, 11/24/15)

ASSISTS

Season 1 (2 times, last at Charleston, 12/18/15)
 Career 1 (2 times, last at Charleston, 12/18/15)

BLOCKS

Season 3 (at Charleston, 12/18/15)
 Career 3 (at Charleston, 12/18/15)

STEALS

Season 1 (vs. Eastern Kentucky, 12/16/15)
 Career 1 (vs. Eastern Kentucky, 12/16/15)

MINUTES PLAYED

Season 21 (vs. George Mason, 11/24/15)
 Career 21 (vs. George Mason, 11/24/15)

GAME-BY-GAME STATISTICS

Opponent	GS	MIN	FG	FGA	PCT	3FG	3FGA	PCT	FT	FTA	PCT	O	D	T	PF	FO	A	TO	B	S	PTS	
at Ball State																						
LOUISVILLE	16	1	3	.333	0	0	.000	0	0	.000	1	0	1	0	-	0	0	1	0		2	
vs. George Mason	21	1	6	.167	0	0	.000	4	6	.667	5	4	9	2	-	1	3	1	0		6	
at Alaska-Anchorage	8	1	1	1.000	0	0	.000	0	0	.000	0	2	2	1	-	0	1	2	0		2	
at Ole Miss	16	2	5	.400	0	0	.000	3	3	1.000	4	4	8	2	-	0	1	2	0		7	
AUSTIN PEAY	8	0	1	.000	0	0	.000	0	0	.000	0	1	1	0	-	0	1	0	0		0	
at UT Arlington																						
EASTERN KY.	13	1	2	.500	0	0	.000	0	0	.000	0	4	4	0	-	0	3	1	1		2	
at Charleston	12	1	3	.333	0	0	.000	0	0	.000	1	0	1	1	-	1	0	3	0		2	
at Lipscomb	2	0	1	.000	0	0	.000	0	0	.000	0	1	1	0	-	0	0	0	0		0	
BELMONT	6	1	1	1.000	0	0	.000	0	0	.000	0	1	1	1	-	0	1	0	0		2	
MARSHALL	4	0	0	.000	0	0	.000	0	0	.000	0	0	0	0	-	0	0	0	0		0	
at FIU	4	1	2	.500	0	0	.000	0	0	.000	0	0	0	0	-	0	3	0	0		2	
at Fla. Atlantic	5	0	0	.000	0	0	.000	0	0	.000	1	2	3	0	-	0	0	1	0		0	
RICE																						
NORTH TEXAS																						
OLD DOMINION																						
CHARLOTTE																						
at UAB																						
at Middle Tenn.																						
UTSA																						
UTEP																						
at Marshall																						
at Old Dominion																						
at Charlotte																						
MIDDLE TENN.																						
UAB																						
at Southern Miss																						
at Louisiana Tech																						

CAREER STATISTICS

YEAR	G-GS	MIN-AVG	FG-A	PCT	3P-A	PCT	FT-A	PCT	OFF-DEF	TOT-AVG	PF-FO	A	TO	BS	STL	PTS-AVG
2015-16	12-0	115-9.6	9-25	.360	0-0	.000	7-9	.778	12-19	31-2.6	7-0	2	13	11	1	25-2.1
TOTALS	12-0	115-9.6	9-25	.360	0-0	.000	7-9	.778	12-19	31-2.6	7-0	2	13	11	1	25-2.1



#2 TAYLOR BROWN
FRESHMAN | FORWARD | 6-0 | HS
PATERSON, N.J.
EASTSIDE HS

SINGLE-GAME HIGHS

POINTS

Season 9 (vs. Louisville, 11/21/15)
 Career 9 (vs. Louisville, 11/21/15)

REBOUNDS

Season 7 (at Ole Miss, 12/2/15)
 Career 7 (at Ole Miss, 12/2/15)

FIELD GOALS

Season 4 (2 times, last vs. Austin Peay, 12/5/15)
 Career 4 (2 times, last vs. Austin Peay, 12/5/15)

FIELD GOALS ATTEMPTED

Season 7 (vs. Louisville, 11/21/15)
 Career 7 (vs. Louisville, 11/21/15)

3-POINT FIELD GOALS

Season 0
 Career 0

3-POINT FIELD GOALS ATTEMPTED

Season 0
 Career 0

FREE THROWS

Season 3 (at UAA, 11/25/15)
 Career 3 (at UAA, 11/25/15)

FREE THROWS ATTEMPTED

Season 6 (vs. Louisville, 11/21/15)
 Career 6 (vs. Louisville, 11/21/15)

ASSISTS

Season 1 (5 times, last at FIU, 1/7/16)
 Career 1 (5 times, last at FIU, 1/7/16)

BLOCKS

Season 2 (vs. Belmont, 12/29/15)
 Career 2 (vs. Belmont, 12/29/15)

STEALS

Season 3 (at UT Arlington, 12/13/15)
 Career 3 (at UT Arlington, 12/13/15)

MINUTES PLAYED

Season 22 (at Ole Miss, 12/2/15)
 Career 22 (at Ole Miss, 12/2/15)

GAME-BY-GAME STATISTICS

Opponent	GS	MIN	FG	FGA	PCT	3FG	3FGA	PCT	FT	FTA	PCT	O	D	T	PF	FO	A	TO	B	S	PTS
at Ball State	8	0	0	.000	0	0	.000	1	2	.500	1	0	1	1	-	1	0	0	0	0	1
LOUISVILLE	20	4	7	.571	0	0	.000	1	6	.167	2	4	6	4	-	0	0	0	0	0	9
vs. George Mason	9	0	2	.000	0	0	.000	1	4	.250	0	3	3	4	-	1	1	0	1	1	1
at Alaska-Anchorage	15	2	3	.667	0	0	.000	3	3	1.000	1	1	2	2	-	0	1	0	2	7	
at Ole Miss	22	3	5	.600	0	0	.000	1	2	.500	3	4	7	3	-	0	3	0	0	7	
AUSTIN PEAY	10	4	4	1.000	0	0	.000	0	0	.000	0	0	0	4	-	0	1	0	0	8	
at UT Arlington	16	0	0	.000	0	0	.000	2	2	1.000	0	1	1	1	-	1	0	1	3	2	
EASTERN KY.	14	2	5	.400	0	0	.000	1	1	1.000	1	2	3	3	-	0	1	0	0	5	
at Charleston	16	2	5	.400	0	0	.000	0	0	.000	1	4	5	2	-	0	1	0	1	4	
at Lipscomb	8	0	1	.000	0	0	.000	0	0	.000	1	3	4	1	-	0	0	0	0	0	
BELMONT	21	2	4	.500	0	0	.000	0	1	.000	0	2	2	1	-	1	0	2	1	4	
MARSHALL	16	1	3	.333	0	0	.000	1	2	.500	2	3	5	0	-	0	1	0	0	3	
at FIU	6	2	2	1.000	0	0	.000	0	0	.000	0	2	2	1	-	1	1	0	0	4	
at Fla. Atlantic	13	0	3	.000	0	0	.000	0	0	.000	2	1	3	2	-	0	0	0	1	0	
RICE	4	0	0	.000	0	0	.000	0	0	.000	1	0	1	1	-	0	0	0	0	0	
NORTH TEXAS																					
OLD DOMINION																					
CHARLOTTE																					
at UAB																					
at Middle Tenn.																					
UTSA																					
UTEP																					
at Marshall																					
at Old Dominion																					
at Charlotte																					
MIDDLE TENN.																					
UAB																					
at Southern Miss																					
at Louisiana Tech																					

CAREER STATISTICS

YEAR	G-GS	MIN-AVG	FG-A	PCT	3P-A	PCT	FT-A	PCT	OFF-DEF	TOT-AVG	PF-FO	A	TO	BS	STL	PTS-AVG
2015-16	15-0	198-13.2	22-44	.500	0-0	.000	11-23	.478	15-30	45-3.0	30-0	5	10	3	9	55-3.7
TOTALS	15-0	198-13.2	22-44	.500	0-0	.000	11-23	.478	15-30	45-3.0	30-0	5	10	3	9	55-3.7



#3 SIDNEE BOPP
FRESHMAN | GUARD | 5-6 | HS
MARMADUKE, ARK.
MARMADUKE HS
like "sydney"

SINGLE-GAME HIGHS

POINTS

Season 3 (4 times, last at Fla. Atlantic, 1/9/16)
 Career 3 (4 times, last at Fla. Atlantic, 1/9/16)

REBOUNDS

Season 2 (vs. Austin Peay, 12/5/15)
 Career 2 (vs. Austin Peay, 12/5/15)

FIELD GOALS

Season 1 (4 times, last at Fla. Atlantic, 1/9/16)
 Career 1 (4 times, last at Fla. Atlantic, 1/9/16)

FIELD GOALS ATTEMPTED

Season 3 (at Fla. Atlantic, 1/9/16)
 Career 3 (at Fla. Atlantic, 1/9/16)

3-POINT FIELD GOALS

Season 1 (4 times, last at Fla. Atlantic, 1/9/16)
 Career 1 (4 times, last at Fla. Atlantic, 1/9/16)

3-POINT FIELD GOALS ATTEMPTED

Season 3 (at Fla. Atlantic, 1/9/16)
 Career 3 (at Fla. Atlantic, 1/9/16)

FREE THROWS

Season 0
 Career 0

FREE THROWS ATTEMPTED

Season 0
 Career 0

ASSISTS

Season 0
 Career 0

BLOCKS

Season 0
 Career 0

STEALS

Season 0
 Career 0

MINUTES PLAYED

Season 12 (at Ole Miss, 12/2/15)
 Career 12 (at Ole Miss, 12/2/15)

GAME-BY-GAME STATISTICS

Opponent	GS	MIN	FG	FGA	PCT	3FG	3FGA	PCT	FT	FTA	PCT	O	D	T	PF	FO	A	TO	B	S	PTS
at Ball State	1	0	0	.000	0	0	.000	0	0	.000	0	1	1	0	-	0	0	0	0	0	0
LOUISVILLE																					
vs. George Mason	10	1	1	1.000	1	1	1.000	0	0	.000	0	0	0	1	-	0	2	0	0	0	3
at Alaska-Anchorage																					
at Ole Miss	12	1	1	1.000	1	1	1.000	0	0	.000	0	0	0	0	-	0	0	0	0	0	3
AUSTIN PEAY	7	0	2	.000	0	1	.000	0	0	.000	0	2	2	2	-	0	0	0	0	0	0
at UT Arlington	7	0	1	.000	0	1	.000	0	0	.000	0	0	0	0	-	0	0	0	0	0	0
EASTERN KY.	3	0	0	.000	0	0	.000	0	0	.000	0	1	1	0	-	0	0	0	0	0	0
at Charleston	4	1	1	1.000	1	1	1.000	0	0	.000	0	0	0	0	-	0	0	0	0	0	3
at Lipscomb	0+	0	0	.000	0	0	.000	0	0	.000	0	0	0	0	-	0	0	0	0	0	0
BELMONT																					
MARSHALL	2	0	0	.000	0	0	.000	0	0	.000	0	0	0	0	-	0	0	0	0	0	0
at FIU	2	0	0	.000	0	0	.000	0	0	.000	0	0	0	0	-	0	0	0	0	0	0
at Fla. Atlantic	5	1	3	.333	1	3	.333	0	0	.000	0	0	0	0	-	0	0	0	0	0	3
RICE																					
NORTH TEXAS																					
OLD DOMINION																					
CHARLOTTE																					
at UAB																					
at Middle Tenn.																					
UTSA																					
UTEP																					
at Marshall																					
at Old Dominion																					
at Charlotte																					
MIDDLE TENN.																					
UAB																					
at Southern Miss																					
at Louisiana Tech																					

CAREER STATISTICS

YEAR	G-GS	MIN-AVG	FG-A	PCT	3P-A	PCT	FT-A	PCT	OFF-DEF	TOT-AVG	PF-FO	A	TO	BS	STL	PTS-AVG
2015-16	11-0	53-4.8	4-9	.444	4-8	.500	0-0	.000	0-4	4-0.4	3-0	0	2	0	0	12-1.1
TOTALS	11-0	53-4.8	4-9	.444	4-8	.500	0-0	.000	0-4	4-0.4	3-0	0	2	0	0	12-1.1



#4 DEE GIVENS
FRESHMAN | FORWARD | 6-1 | HS
LEXINGTON, KY.
LAFAYETTE HS

SINGLE-GAME HIGHS

POINTS

Season 18 (vs. Marshall, 1/2/16)
 Career 18 (vs. Marshall, 1/2/16)

REBOUNDS

Season 6 (at Ball State, 11/19/15)
 Career 6 (at Ball State, 11/19/15)

FIELD GOALS

Season 7 (at Charleston, 12/18/15)
 Career 7 (at Charleston, 12/18/15)

FIELD GOALS ATTEMPTED

Season 13 (at Charleston, 12/18/15)
 Career 13 (at Charleston, 12/18/15)

3-POINT FIELD GOALS

Season 4 (2 times, last vs. Marshall, 1/2/16)
 Career 4 (2 times, last vs. Marshall, 1/2/16)

3-POINT FIELD GOALS ATTEMPTED

Season 7 (at Ball State, 11/19/15)
 Career 7 (at Ball State, 11/19/15)

FREE THROWS

Season 4 (vs. Marshall, 1/2/16)
 Career 4 (vs. Marshall, 1/2/16)

FREE THROWS ATTEMPTED

Season 4 (vs. Marshall, 1/2/16)
 Career 4 (vs. Marshall, 1/2/16)

ASSISTS

Season 3 (at Ball State, 11/19/15)
 Career 3 (at Ball State, 11/19/15)

BLOCKS

Season 1 (5 times, last at FIU, 1/7/16)
 Career 1 (5 times, last at FIU, 1/7/16)

STEALS

Season 2 (2 times, last vs. Rice, 1/14/16)
 Career 2 (2 times, last vs. Rice, 1/14/16)

MINUTES PLAYED

Season 24 (at Charleston, 12/18/15)
 Career 24 (at Charleston, 12/18/15)

GAME-BY-GAME STATISTICS

Opponent	GS	MIN	FG	FGA	PCT	3FG	3FGA	PCT	FT	FTA	PCT	O	D	T	PF	FO	A	TO	B	S	PTS
at Ball State	18	4	11	.364	2	7	.286	0	0	.000	3	3	6	1	-	3	1	1	1	1	10
LOUISVILLE	12	1	2	.500	1	2	.500	0	0	.000	0	1	1	1	-	0	0	0	0	0	3
vs. George Mason	8	1	4	.250	0	2	.000	0	0	.000	1	0	1	1	-	0	1	1	1	1	2
at Alaska-Anchorage	2	0	0	.000	0	0	.000	0	0	.000	0	0	0	0	-	0	0	0	0	0	0
at Ole Miss	10	2	4	.500	0	1	.000	0	0	.000	2	0	2	3	-	0	1	0	1	4	
AUSTIN PEAY	23	6	8	.750	4	5	.800	0	0	.000	1	0	1	2	-	1	1	1	0	16	
at UT Arlington	10	2	4	.500	0	1	.000	2	2	1.000	0	0	0	2	-	0	1	0	0	6	
EASTERN KY.	15	1	2	.500	1	2	.500	2	2	1.000	0	3	3	2	-	1	1	0	0	5	
at Charleston	24	7	13	.538	2	6	.333	0	0	.000	2	2	4	2	-	2	1	0	1	16	
at Lipscomb	12	2	7	.286	0	4	.000	0	0	.000	0	0	0	2	-	2	0	0	0	4	
BELMONT	19	3	9	.333	1	5	.200	0	0	.000	3	0	3	3	-	1	1	1	0	7	
MARSHALL	18	5	11	.455	4	6	.667	4	4	1.000	1	1	2	2	-	1	2	0	2	18	
at FIU	20	2	5	.400	0	2	.000	2	2	1.000	2	3	5	4	-	1	0	1	1	6	
at Fla. Atlantic	17	2	2	1.000	1	1	1.000	0	0	.000	0	1	1	1	-	1	2	0	0	5	
RICE	22	3	7	.429	1	4	.250	1	2	.500	1	3	4	3	-	0	2	0	2	8	
NORTH TEXAS																					
OLD DOMINION																					
CHARLOTTE																					
at UAB																					
at Middle Tenn.																					
UTSA																					
UTEP																					
at Marshall																					
at Old Dominion																					
at Charlotte																					
MIDDLE TENN.																					
UAB																					
at Southern Miss																					
at Louisiana Tech																					

CAREER STATISTICS

YEAR	G-GS	MIN-AVG	FG-A	PCT	3P-A	PCT	FT-A	PCT	OFF-DEF	TOT-AVG	PF-FO	A	TO	BS	STL	PTS-AVG
2015-16	15-0	230-15.3	41-89	.461	17-48	.354	11-12	.917	16-17	33-2.2	29-0	13	14	5	9	110-7.3
TOTALS	15-0	230-15.3	41-89	.461	17-48	.354	11-12	.917	16-17	33-2.2	29-0	13	14	5	9	110-7.3



#5 MICAH JONES
SENIOR | GUARD | 5-8 | 3L
GREENSBURG, KY.
GREEN COUNTY HS

GAME-BY-GAME STATISTICS

Opponent	GS	MIN	FG	FGA	PCT	3FG	3FGA	PCT	FT	FTA	PCT	O	D	T	PF	FO	A	TO	B	S	PTS	
at Ball State	*	37	3	11	.273	3	10	.300	0	0	.000	1	0	1	0	-	5	1	0	4	9	
LOUISVILLE	*	9	1	1	1.000	1	1	1.000	0	0	.000	0	1	1	0	-	1	3	0	0	3	
vs. George Mason																					DNP	
at Alaska-Anchorage																						DNP
at Ole Miss																						DNP
AUSTIN PEAY																						DNP
at UT Arlington																						DNP
EASTERN KY.																						DNP
at Charleston																						DNP
at Lipscomb																						DNP
BELMONT																						DNP
MARSHALL																						DNP
at FIU																						DNP
at Fla. Atlantic																						DNP
RICE																						DNP
NORTH TEXAS																						
OLD DOMINION																						
CHARLOTTE																						
at UAB																						
at Middle Tenn.																						
UTSA																						
UTEP																						
at Marshall																						
at Old Dominion																						
at Charlotte																						
MIDDLE TENN.																						
UAB																						
at Southern Miss																						
at Louisiana Tech																						

SINGLE-GAME HIGHS

POINTS

Season 9 (at Ball State, 11/19/15)
 Career 22 (at UTEP, 1/22/15)

REBOUNDS

Season 1 (2 times, last vs. Louisville, 11/21/15)
 Career 8 (at Austin Peay, 12/16/14)

FIELD GOALS

Season 3 (at Ball State, 11/19/15)
 Career 7 (vs. Troy, 2/12/14)

FIELD GOALS ATTEMPTED

Season 11 (at Ball State, 11/19/15)
 Career 13 (at Colorado, 11/17/14)

3-POINT FIELD GOALS

Season 3 (at Ball State, 11/19/15)
 Career 5 (at Wright State, 12/19/12)

3-POINT FIELD GOALS ATTEMPTED

Season 10 (at Ball State, 11/19/15)
 Career 10 (at Ball State, 11/19/15)

FREE THROWS

Season 0
 Career 12 (vs. Ole Miss, 12/4/14)

FREE THROWS ATTEMPTED

Season 0
 Career 15 (vs. Ole Miss, 12/4/14)

ASSISTS

Season 5 (at Ball State, 11/19/15)
 Career 8 (at Austin Peay, 12/16/14)

BLOCKS

Season 0
 Career 1 (11 times, last at FIU, 2/28/15)

STEALS

Season 4 (at Ball State, 11/19/15)
 Career 5 (at Belmont, 12/29/14)

MINUTES PLAYED

Season 37 (at Ball State, 11/19/15)
 Career 40 (6 times, last at Old Dominion, 1/10/15)

CAREER STATISTICS

YEAR	G-GS	MIN-AVG	FG-A	PCT	3P-A	PCT	FT-A	PCT	OFF-DEF	TOT-AVG	PF-FO	A	TO	BS	STL	PTS-AVG
2012-13	33-32	977-29.6	59-177	.333	31-102	.304	38-46	.826	13-88	101-3.1	47-0	68	51	3	41	187-5.7
2013-14	33-33	993-30.1	94-214	.439	57-140	.407	89-105	.848	11-76	87-2.6	40-0	97	51	3	37	334-10.1
2014-15	35-35	1080-30.9	83-228	.364	50-156	.321	88-105	.838	10-77	87-2.5	49-0	134	58	5	46	304-8.7
2015-16	2-2	46-23.0	4-12	.333	4-11	.364	0-0	.000	1-1	2-0.5	0-0	6	4	0	4	12-6.0
TOTALS	103-102	3096-30.1	240-631	.380	142-409	.347	215-256	.840	35-242	277-2.7	136-0	305	164	11	128	837-8.1



#10 TASHIA BROWN
SOPHOMORE | FORWARD | 6-1 | 1L
LAKE PARK, GA.
LOWNDES HS
"TAY-zhuh"

GAME-BY-GAME STATISTICS

Opponent	GS	MIN	FG	FGA	PCT	3FG	3FGA	PCT	FT	FTA	PCT	O	D	T	PF	FO	A	TO	B	S	PTS
at Ball State	*	29	3	11	.273	1	5	.200	0	0	.000	2	1	3	3	-	2	4	1	1	7
LOUISVILLE	*	38	8	11	.727	0	1	.000	0	1	.000	2	1	3	3	-	0	4	1	0	16
vs. George Mason	*	36	10	18	.556	0	2	.000	2	2	1.000	1	5	6	3	-	4	0	1	0	22
at Alaska-Anchorage	*	36	3	10	.300	0	2	.000	0	0	.000	0	5	5	1	-	5	4	4	0	6
at Ole Miss	*	37	4	14	.286	0	0	.000	2	3	.667	3	1	4	3	-	2	4	0	1	10
AUSTIN PEAY	*	31	8	14	.571	1	2	.500	4	8	.500	0	6	6	3	-	7	4	0	3	21
at UT Arlington	*	34	7	15	.467	3	3	1.000	4	4	1.000	1	3	4	4	-	1	2	0	1	21
EASTERN KY.	*	34	9	19	.474	1	3	.333	4	4	1.000	2	5	7	2	-	6	0	2	0	23
at Charleston	*	34	7	15	.467	1	2	.500	0	0	.000	0	2	2	1	-	3	0	0	2	15
at Lipscomb	*	38	4	14	.286	0	1	.000	3	3	1.000	2	0	2	1	-	2	4	2	0	11
BELMONT	*	37	12	22	.545	0	1	.000	5	6	.833	0	1	1	1	-	4	0	1	0	29
MARSHALL	*	36	8	15	.533	1	2	.500	4	4	1.000	2	3	5	1	-	2	6	0	4	21
at FIU	*	40	5	13	.385	0	2	.000	2	6	.333	1	4	5	2	-	1	1	2	0	12
at Fla. Atlantic	*	40	10	22	.455	0	2	.000	3	4	.750	0	1	1	1	-	3	3	1	2	23
RICE	*	37	9	24	.375	0	1	.000	0	2	.000	1	2	3	1	-	1	4	0	2	18
NORTH TEXAS																					
OLD DOMINION																					
CHARLOTTE																					
at UAB																					
at Middle Tenn.																					
UTSA																					
UTEP																					
at Marshall																					
at Old Dominion																					
at Charlotte																					
MIDDLE TENN.																					
UAB																					
at Southern Miss																					
at Louisiana Tech																					

SINGLE-GAME HIGHS

POINTS

Season 29 (vs. Belmont, 12/29/15)
 Career 29 (vs. Belmont, 12/29/15)

REBOUNDS

Season 7 (vs. Eastern Kentucky, 12/16/15)
 Career 8 (vs. Alabama A&M, 12/1/14)

FIELD GOALS

Season 12 (vs. Belmont, 12/29/15)
 Career 12 (vs. Belmont, 12/29/15)

FIELD GOALS ATTEMPTED

Season 24 (vs. Rice, 1/14/16)
 Career 24 (vs. Rice, 1/14/16)

3-POINT FIELD GOALS

Season 3 (at UT Arlington, 12/13/15)
 Career 3 (2 times, last at UT Arlington, 12/13/15)

3-POINT FIELD GOALS ATTEMPTED

Season 5 (at Ball State, 11/19/15)
 Career 5 (3 times, last at Ball State, 11/19/15)

FREE THROWS

Season 5 (vs. Belmont, 12/29/15)
 Career 6 (at UTEP, 1/22/15)

FREE THROWS ATTEMPTED

Season 8 (vs. Austin Peay, 12/5/15)
 Career 8 (3 times, last vs. Austin Peay, 12/5/15)

ASSISTS

Season 7 (vs. Austin Peay, 12/5/15)
 Career 7 (vs. Austin Peay, 12/5/15)

BLOCKS

Season 4 (at UAA, 11/25/15)
 Career 4 (at UAA, 11/25/15)

STEALS

Season 4 (vs. Marshall, 1/2/16)
 Career 4 (3 times, last vs. Marshall, 1/2/16)

MINUTES PLAYED

Season 40 (at FIU, 1/7/16)
 Career 40 (at FIU, 1/7/16)

CAREER STATISTICS

YEAR	G-GS	MIN-AVG	FG-A	PCT	3P-A	PCT	FT-A	PCT	OFF-DEF	TOT-AVG	PF-FO	A	TO	BS	STL	PTS-AVG
2014-15	35-5	740-21.1	117-278	.421	14-60	.233	48-79	.608	56-68	124-3.5	56-0	28	52	16	34	296-8.5
2015-16	15-15	537-35.8	107-237	.451	8-29	.276	33-47	.702	17-40	57-3.8	30-0	43	40	15	16	255-17.0
TOTALS	50-20	1277-25.5	224-515	.435	22-89	.247	81-126	.643	73-108	181-3.6	86-0	71	92	31	50	551-11.0



#12 KENDALL NOBLE
R-JUNIOR | GUARD | 5-11 | 2L
HAZARD, KY.
PERRY COUNTY CENTRAL HS

SINGLE-GAME HIGHS

POINTS

Season 24 (vs. Belmont, 12/29/15)
 Career 27 (at Arkansas State, 2/5/14)

REBOUNDS

Season 12 (vs. George Mason, 11/24/15)
 Career 14 (at Colorado, 11/17/14)

FIELD GOALS

Season 9 (2 times, last at FIU, 1/7/16)
 Career 9 (5 times, last at FIU, 1/7/16)

FIELD GOALS ATTEMPTED

Season 24 (at FIU, 1/7/16)
 Career 24 (at FIU, 1/7/16)

3-POINT FIELD GOALS

Season 4 (vs. George Mason, 11/24/15)
 Career 4 (vs. George Mason, 11/24/15)

3-POINT FIELD GOALS ATTEMPTED

Season 6 (2 times, last at FIU, 1/7/16)
 Career 6 (2 times, last at FIU, 1/7/16)

FREE THROWS

Season 8 (3 times, last at Fla. Atlantic, 1/9/16)
 Career 11 (2 times, last vs. Ole Miss, 12/4/14)

FREE THROWS ATTEMPTED

Season 10 (at UT Arlington, 12/13/15)
 Career 15 (vs. Ole Miss, 12/4/14)

ASSISTS

Season 9 (at Charleston, 12/18/15)
 Career 9 (3 times, last at Charleston, 12/18/15)

BLOCKS

Season 3 (2 times, last at UT Arlington, 12/13/15)
 Career 3 (3 times, last at UT Arlington, 12/13/15)

STEALS

Season 4 (3 times, last at Fla. Atlantic, 1/9/16)
 Career 10 (at North Texas, 2/5/15)

MINUTES PLAYED

Season 40 (2 times, last at Lipscomb, 12/21/15)
 Career 45 (at Arkansas State, 2/5/14)

GAME-BY-GAME STATISTICS

Opponent	GS	MIN	FG	FGA	PCT	3FG	3FGA	PCT	FT	FTA	PCT	O	D	T	PF	FO	A	TO	B	S	PTS
at Ball State	*	35	4	12	.333	0	3	.000	2	2	1.000	5	6	11	3	-	4	4	0	4	10
LOUISVILLE	*	39	6	14	.429	2	2	1.000	8	8	1.000	3	4	7	4	-	4	6	0	1	22
vs. George Mason	*	36	6	11	.545	4	6	.667	1	3	.333	1	11	12	2	-	5	2	0	2	17
at Alaska-Anchorage	*	40	4	11	.364	1	2	.500	3	7	.429	0	8	8	1	-	5	2	2	3	12
at Ole Miss	*	36	4	15	.267	1	4	.250	6	8	.750	3	7	10	3	-	2	3	3	2	15
AUSTIN PEAY	*	27	6	8	.750	3	5	.600	1	1	1.000	0	2	2	0	-	5	4	2	4	16
at UT Arlington	*	39	5	14	.357	1	4	.250	8	10	.800	0	4	4	0	-	8	1	3	3	19
EASTERN KY.	*	31	5	8	.625	2	3	.667	2	5	.400	0	6	6	1	-	2	1	1	1	14
at Charleston	*	32	7	16	.438	3	5	.600	2	2	1.000	4	4	8	1	-	9	0	1	3	19
at Lipscomb	*	40	8	15	.533	3	4	.750	4	8	.500	4	3	7	0	-	7	1	1	1	23
BELMONT	*	35	9	18	.500	2	3	.667	4	5	.800	4	5	9	2	-	1	2	2	2	24
MARSHALL	*	31	3	6	.500	1	1	1.000	4	8	.500	3	5	8	2	-	6	5	0	3	11
at FIU	*	36	9	24	.375	1	6	.167	3	4	.750	6	4	10	0	-	4	4	1	2	22
at Fla. Atlantic	*	36	5	14	.357	3	4	.750	8	8	1.000	4	3	7	2	-	2	2	0	4	21
RICE	*	39	4	15	.267	0	2	.000	0	3	.000	4	4	8	1	-	2	2	2	1	8
NORTH TEXAS																					
OLD DOMINION																					
CHARLOTTE																					
at UAB																					
at Middle Tenn.																					
UTSA																					
UTEP																					
at Marshall																					
at Old Dominion																					
at Charlotte																					
MIDDLE TENN.																					
UAB																					
at Southern Miss																					
at Louisiana Tech																					

CAREER STATISTICS

YEAR	G-GS	MIN-AVG	FG-A	PCT	3P-A	PCT	FT-A	PCT	OFF-DEF	TOT-AVG	PF-FO	A	TO	BS	STL	PTS-AVG
2012-13	2-0	29-14.5	3-5	.600	0-0	.000	3-4	.750	2-8	10-5.0	2-0	0	5	1	3	9-4.5
2013-14	31-21	850-27.4	114-237	.481	14-38	.368	100-138	.725	55-87	142-4.6	53-1	96	55	14	76	342-11.0
2014-15	34-34	1141-33.6	129-259	.498	29-77	.377	82-152	.539	87-165	252-7.4	70-1	156	80	28	105	369-10.9
2015-16	15-15	532-35.5	85-201	.423	27-54	.500	56-82	.683	41-76	117-7.8	22-0	66	39	18	36	253-16.9
TOTALS	82-70	2552-31.1	331-702	.472	70-169	.414	241-376	.641	185-336	521-6.4	147-2	318	179	61	220	973-11.9



#20 IMA AKPAN
JUNIOR | GUARD | 5-10 | JC
CALABAR, NIGERIA
KILGORE COLLEGE
"EEE-muh ACK-pan"

SINGLE-GAME HIGHS

POINTS

Season 4 (5 times, last at Fla. Atlantic, 1/9/16)
 Career 4 (5 times, last at Fla. Atlantic, 1/9/16)

REBOUNDS

Season 7 (at Fla. Atlantic, 1/9/16)
 Career 7 (at Fla. Atlantic, 1/9/16)

FIELD GOALS

Season 2 (4 times, last at Fla. Atlantic, 1/9/16)
 Career 2 (4 times, last at Fla. Atlantic, 1/9/16)

FIELD GOALS ATTEMPTED

Season 5 (at Fla. Atlantic, 1/9/16)
 Career 5 (at Fla. Atlantic, 1/9/16)

3-POINT FIELD GOALS

Season 0
 Career 0

3-POINT FIELD GOALS ATTEMPTED

Season 1 (2 times, last at Fla. Atlantic, 1/9/16)
 Career 1 (2 times, last at Fla. Atlantic, 1/9/16)

FREE THROWS

Season 2 (vs. George Mason, 11/24/15)
 Career 2 (vs. George Mason, 11/24/15)

FREE THROWS ATTEMPTED

Season 3 (vs. George Mason, 11/24/15)
 Career 3 (vs. George Mason, 11/24/15)

ASSISTS

Season 4 (at Fla. Atlantic, 1/9/16)
 Career 4 (at Fla. Atlantic, 1/9/16)

BLOCKS

Season 1 (vs. Belmont, 12/29/15)
 Career 1 (vs. Belmont, 12/29/15)

STEALS

Season 1 (4 times, last at Fla. Atlantic, 1/9/16)
 Career 1 (4 times, last at Fla. Atlantic, 1/9/16)

MINUTES PLAYED

Season 24 (at Fla. Atlantic, 1/9/16)
 Career 24 (at Fla. Atlantic, 1/9/16)

GAME-BY-GAME STATISTICS

Opponent	GS	MIN	FG	FGA	PCT	3FG	3FGA	PCT	FT	FTA	PCT	O	D	T	PF	FO	A	TO	B	S	PTS
at Ball State		13	2	3	.666	0	0	.000	0	0	.000	0	3	3	1	-	0	1	0	1	4
LOUISVILLE		8	0	0	.000	0	0	.000	0	0	.000	0	0	0	1	-	2	2	0	0	0
vs. George Mason		12	1	1	1.000	0	0	.000	2	3	.667	1	2	3	1	-	2	2	0	0	4
at Alaska-Anchorage		9	1	3	.333	0	1	.000	0	0	.000	1	1	2	1	-	0	1	0	0	2
at Ole Miss		2	0	1	.000	0	0	.000	0	0	.000	1	0	1	1	-	0	0	0	0	0
AUSTIN PEAY		17	2	3	.667	0	0	.000	0	0	.000	1	1	2	1	-	3	0	0	0	4
at UT Arlington		22	1	2	.500	0	0	.000	0	0	.000	0	3	3	0	-	2	2	0	1	2
EASTERN KY.		10	1	2	.500	0	0	.000	1	2	.500	0	0	0	0	-	0	2	0	0	3
at Charleston		11	1	2	.500	0	0	.000	0	0	.000	2	1	3	1	-	0	1	0	0	2
at Lipscomb		13	0	3	.000	0	0	.000	0	0	.000	0	1	1	1	-	1	0	0	0	0
BELMONT		12	2	4	.500	0	0	.000	0	0	.000	2	1	3	1	-	1	0	1	0	4
MARSHALL		8	0	0	.000	0	0	.000	0	0	.000	0	1	1	1	-	0	1	0	1	0
at FIU		11	0	1	.000	0	0	.000	0	0	.000	2	3	5	0	-	0	0	0	0	0
at Fla. Atlantic *		24	2	5	.400	0	1	.000	0	0	.000	4	3	7	2	-	4	3	0	1	4
RICE		16	0	2	.000	0	0	.000	0	0	.000	3	1	4	2	-	0	2	0	0	0
NORTH TEXAS																					
OLD DOMINION																					
CHARLOTTE																					
at UAB																					
at Middle Tenn.																					
UTSA																					
UTEP																					
at Marshall																					
at Old Dominion																					
at Charlotte																					
MIDDLE TENN.																					
UAB																					
at Southern Miss																					
at Louisiana Tech																					

CAREER STATISTICS

YEAR	G-GS	MIN-AVG	FG-A	PCT	3P-A	PCT	FT-A	PCT	OFF-DEF	TOT-AVG	PF-FO	A	TO	BS	STL	PTS-AVG
2015-16	15-1	188-12.5	13-32	.406	0-2	.000	3-5	.600	17-21	38-2.5	14-0	15	17	1	4	29-1.9
TOTALS	15-1	188-12.5	13-32	.406	0-2	.000	3-5	.600	17-21	38-2.5	14-0	15	17	1	4	29-1.9



#23 IVY BROWN
SOPHOMORE | FORWARD | 6-1 | 1L
HODGENVILLE, KY.
LARUE COUNTY HS

SINGLE-GAME HIGHS

POINTS

Season 24 (at Lipscomb, 12/21/15)
 Career 24 (at Lipscomb, 12/21/15)

REBOUNDS

Season 14 (2 times, last vs. Marshall, 1/2/16)
 Career 14 (2 times, last vs. Marshall, 1/2/16)

FIELD GOALS

Season 8 (at Lipscomb, 12/21/15)
 Career 8 (at Lipscomb, 12/21/15)

FIELD GOALS ATTEMPTED

Season 17 (at UAA, 11/25/15)
 Career 17 (at UAA, 11/25/15)

3-POINT FIELD GOALS

Season 2 (at Charleston, 12/18/15)
 Career 3 (at Charlotte, 1/8/15)

3-POINT FIELD GOALS ATTEMPTED

Season 4 (2 times, last at Charleston, 12/18/15)
 Career 6 (2 times, last vs. Southern Miss, 1/31/15)

FREE THROWS

Season 9 (at UAA, 11/25/15)
 Career 9 (at UAA, 11/25/15)

FREE THROWS ATTEMPTED

Season 12 (at UAA, 11/25/15)
 Career 12 (at UAA, 11/25/15)

ASSISTS

Season 3 (2 times, last at Charleston, 12/18/15)
 Career 3 (2 times, last at Charleston, 12/18/15)

BLOCKS

Season 3 (at Charleston, 12/18/15)
 Career 3 (at Charleston, 12/18/15)

STEALS

Season 4 (at Lipscomb, 12/21/15)
 Career 4 (at Lipscomb, 12/21/15)

MINUTES PLAYED

Season 36 (3 times, last at FIU, 1/7/16)
 Career 36 (3 times, last at FIU, 1/7/16)

GAME-BY-GAME STATISTICS

Opponent	GS	MIN	FG	FGA	PCT	3FG	3FGA	PCT	FT	FTA	PCT	O	D	T	PF	FO	A	TO	B	S	PTS
at Ball State	*	21	1	3	.333	0	0	.000	2	2	1.000	4	1	5	5	1	1	1	0	0	4
LOUISVILLE	*	25	4	9	.444	1	2	.500	0	0	.000	1	3	4	4	-	0	3	1	0	9
vs. George Mason	*	28	6	12	.500	1	3	.333	2	2	1.000	2	5	7	3	-	0	1	1	0	15
at Alaska-Anchorage	*	36	6	17	.353	0	1	.000	9	12	.750	9	5	14	2	-	2	2	2	0	21
at Ole Miss	*	31	2	9	.222	0	2	.000	0	0	.000	2	9	11	3	-	1	3	1	0	4
AUSTIN PEAY	*	31	4	9	.444	0	1	.000	4	4	1.000	4	8	12	2	-	0	2	2	2	12
at UT Arlington	*	25	5	10	.500	1	4	.250	1	2	.500	5	1	6	5	2	1	3	2	2	12
EASTERN KY.	*	30	4	6	.667	0	1	.000	4	7	.571	3	8	11	2	-	3	3	1	1	12
at Charleston	*	28	4	9	.444	2	4	.500	2	3	.667	2	8	10	3	-	3	4	3	2	12
at Lipscomb	*	36	8	10	.800	0	0	.000	8	9	.889	4	6	10	2	-	1	5	2	4	24
BELMONT	*	33	2	7	.286	1	2	.500	1	2	.500	5	5	10	2	-	1	1	1	1	6
MARSHALL	*	30	7	11	.636	0	0	.000	2	3	.667	7	7	14	3	-	0	1	2	0	16
at FIU	*	36	7	10	.700	0	0	.000	2	3	.667	4	5	9	2	-	2	2	1	1	16
at Fla. Atlantic	*	35	6	8	.750	0	0	.000	3	4	.750	5	6	11	2	-	1	0	1	1	15
RICE	*	19	1	8	.125	0	2	.000	4	5	.800	5	2	7	4	-	0	1	1	1	6
NORTH TEXAS																					
OLD DOMINION																					
CHARLOTTE																					
at UAB																					
at Middle Tenn.																					
UTSA																					
UTEP																					
at Marshall																					
at Old Dominion																					
at Charlotte																					
MIDDLE TENN.																					
UAB																					
at Southern Miss																					
at Louisiana Tech																					

CAREER STATISTICS

YEAR	G-GS	MIN-AVG	FG-A	PCT	3P-A	PCT	FT-A	PCT	OFF-DEF	TOT-AVG	PF-FO	A	TO	BS	STL	PTS-AVG
2014-15	35-1	415-11.9	39-134	.291	12-65	.185	25-34	.735	35-60	95-2.7	53-3	13	22	11	16	115-3.3
2015-16	15-15	444-29.6	67-138	.486	6-22	.273	44-58	.759	62-79	141-9.4	44-2	16	32	21	15	184-12.3
TOTALS	50-16	859-17.2	106-272	.390	18-87	.207	69-92	.750	97-139	236-4.7	97-5	29	54	32	31	299-6.0



#32 KAYLA SMITH
FRESHMAN | GUARD/FORWARD | 5-11 | HS
FAYETTEVILLE, GA.
FAYETTE COUNTY HS

SINGLE-GAME HIGHS

POINTS

Season 13 (at Ball State, 11/19/15)
 Career 13 (at Ball State, 11/19/15)

REBOUNDS

Season 5 (vs. Marshall, 1/2/16)
 Career 5 (vs. Marshall, 1/2/16)

FIELD GOALS

Season 5 (at Ball State, 11/19/15)
 Career 5 (at Ball State, 11/19/15)

FIELD GOALS ATTEMPTED

Season 12 (at Ball State, 11/19/15)
 Career 12 (at Ball State, 11/19/15)

3-POINT FIELD GOALS

Season 3 (at UT Arlington, 12/13/15)
 Career 3 (at UT Arlington, 12/13/15)

3-POINT FIELD GOALS ATTEMPTED

Season 6 (at Ball State, 11/19/15)
 Career 6 (at Ball State, 11/19/15)

FREE THROWS

Season 2 (2 times, last vs. Rice, 1/14/16)
 Career 2 (2 times, last vs. Rice, 1/14/16)

FREE THROWS ATTEMPTED

Season 2 (8 times, last vs. Rice, 1/14/16)
 Career 2 (8 times, last vs. Rice, 1/14/16)

ASSISTS

Season 4 (vs. George Mason, 11/24/15)
 Career 4 (vs. George Mason, 11/24/15)

BLOCKS

Season 2 (at Ball State, 11/19/15)
 Career 2 (at Ball State, 11/19/15)

STEALS

Season 1 (5 times, last at FIU, 1/7/16)
 Career 1 (5 times, last at FIU, 1/7/16)

MINUTES PLAYED

Season 34 (at UAA, 11/25/15)
 Career 34 (at UAA, 11/25/15)

GAME-BY-GAME STATISTICS

Opponent	GS	MIN	FG	FGA	PCT	3FG	3FGA	PCT	FT	FTA	PCT	O	D	T	PF	FO	A	TO	B	S	PTS
at Ball State	*	29	5	12	.417	2	6	.333	1	2	.500	2	0	2	4	-	1	3	2	0	13
LOUISVILLE	*	25	2	9	.222	0	3	.000	1	2	.500	2	2	4	1	-	1	1	0	1	5
vs. George Mason	*	19	4	6	.667	1	1	1.000	0	0	.000	1	2	3	3	-	4	1	0	0	9
at Alaska-Anchorage	*	34	4	10	.400	2	4	.500	2	2	1.000	0	2	2	2	-	1	2	1	1	12
at Ole Miss	*	24	0	5	.000	0	3	.000	1	2	.500	1	0	1	3	-	2	3	0	0	1
AUSTIN PEAY	*	19	2	3	.667	0	0	.000	1	2	.500	1	0	1	2	-	3	1	0	0	5
at UT Arlington	*	27	4	4	1.000	3	3	1.000	0	0	.000	0	2	2	2	-	0	3	0	1	11
EASTERN KY.	*	29	3	8	.375	2	5	.400	0	0	.000	0	2	2	1	-	2	2	0	0	8
at Charleston	*	27	2	4	.500	0	2	.000	1	2	.500	0	1	1	1	-	2	2	0	0	5
at Lipscomb	*	21	0	3	.000	0	2	.000	0	0	.000	0	1	1	0	-	1	1	0	1	0
BELMONT	*	19	0	2	.000	0	1	.000	0	0	.000	1	2	3	0	-	0	1	0	0	0
MARSHALL	*	29	4	9	.444	1	2	.500	1	2	.500	2	3	5	4	-	2	2	0	0	10
at FIU	*	22	1	6	.167	0	3	.000	1	1	1.000	0	0	0	1	-	1	0	1	1	3
at Fla. Atlantic																					DNP
RICE	*	30	3	9	.333	2	5	.400	2	2	1.000	2	1	3	2	-	1	1	0	0	10
NORTH TEXAS																					
OLD DOMINION																					
CHARLOTTE																					
at UAB																					
at Middle Tenn.																					
UTSA																					
UTEP																					
at Marshall																					
at Old Dominion																					
at Charlotte																					
MIDDLE TENN.																					
UAB																					
at Southern Miss																					
at Louisiana Tech																					

CAREER STATISTICS

YEAR	G-GS	MIN-AVG	FG-A	PCT	3P-A	PCT	FT-A	PCT	OFF-DEF	TOT-AVG	PF-FO	A	TO	BS	STL	PTS-AVG
2015-16	14-14	354-25.3	34-90	.378	13-40	.325	11-17	.647	12-18	30-2.1	26-0	21	23	4	5	92-6.6
TOTALS	14-14	354-25.3	34-90	.378	13-40	.325	11-17	.647	12-18	30-2.1	26-0	21	23	4	5	92-6.6



#33 JALYNN MCCLAIN
SENIOR | FORWARD | 6-0 | 3L
JEFFERSONVILLE, IND.
JEFFERSONVILLE HS
"JAY-lynn"

GAME-BY-GAME STATISTICS

Opponent	GS	MIN	FG	FGA	PCT	3FG	3FGA	PCT	FT	FTA	PCT	O	D	T	PF	FO	A	TO	B	S	PTS
at Ball State	9	1	2	.500	0	0	.000	0	0	0	.000	0	2	2	2	-	0	1	0	0	2
LOUISVILLE	8	1	2	.500	0	0	.000	0	2	.000	1	2	3	0	-	0	0	1	0	0	2
vs. George Mason *	21	1	3	.333	0	0	.000	3	4	.750	0	2	2	3	-	2	2	0	1	2	2
at Alaska-Anchorage *	20	0	6	.000	0	0	.000	0	2	.000	3	1	4	1	-	0	0	1	1	0	0
at Ole Miss *	10	1	5	.200	0	0	.000	0	0	.000	2	0	2	1	-	1	0	1	1	1	2
AUSTIN PEAY *	27	3	6	.500	0	0	.000	0	0	.000	1	0	1	0	-	1	0	0	0	0	6
at UT Arlington *	20	0	4	.000	0	0	.000	0	0	.000	0	1	1	0	-	1	0	0	0	2	0
EASTERN KY. *	21	1	4	.250	0	0	.000	2	5	.400	4	0	4	4	-	0	1	0	1	1	4
at Charleston *	13	0	0	.000	0	0	.000	0	0	.000	2	2	4	5	1	0	1	1	2	0	0
at Lipscomb *	30	1	2	.500	0	0	.000	0	0	.000	1	2	3	1	-	0	0	0	0	0	2
BELMONT *	18	2	4	.500	0	0	.000	0	0	.000	4	2	6	2	-	0	0	0	0	0	4
MARSHALL *	26	1	4	.250	0	0	.000	0	0	.000	0	4	4	4	-	1	0	0	0	0	2
at FIU *	23	3	7	.429	0	0	.000	0	0	.000	2	1	3	0	-	1	1	2	5	6	6
at Fla. Atlantic *	25	4	5	.800	0	0	.000	2	4	.500	0	3	3	1	-	0	0	1	1	10	10
RICE *	33	1	6	.167	0	0	.000	0	0	.000	5	1	6	3	-	1	0	1	0	2	2
NORTH TEXAS																					
OLD DOMINION																					
CHARLOTTE																					
at UAB																					
at Middle Tenn.																					
UTSA																					
UTEP																					
at Marshall																					
at Old Dominion																					
at Charlotte																					
MIDDLE TENN.																					
UAB																					
at Southern Miss																					
at Louisiana Tech																					

SINGLE-GAME HIGHS

POINTS

Season 10 (at Fla. Atlantic, 1/9/16)
 Career 16 (at Fla. Atlantic, 2/26/15)

REBOUNDS

Season 6 (2 times, last vs. Rice, 1/14/16)
 Career 10 (2 times, last vs. Murray St., 11/16/13)

FIELD GOALS

Season 4 (at Fla. Atlantic, 1/9/16)
 Career 8 (at Fla. Atlantic, 2/26/15)

FIELD GOALS ATTEMPTED

Season 7 (at FIU, 1/7/16)
 Career 14 (at Fla. Atlantic, 2/26/15)

3-POINT FIELD GOALS

Season 0
 Career Never

3-POINT FIELD GOALS ATTEMPTED

Season 0
 Career 1 (at Auburn, 3/24/13)

FREE THROWS

Season 3 (vs. George Mason, 11/24/15)
 Career 5 (3 times, last at Northern Ky., 11/23/13)

FREE THROWS ATTEMPTED

Season 5 (vs. Eastern Kentucky, 12/16/15)
 Career 9 (vs. North Texas, 12/29/12)

ASSISTS

Season 2 (vs. George Mason, 11/24/15)
 Career 3 (vs. Fla. Atlantic, 1/15/15)

BLOCKS

Season 2 (at FIU, 1/7/16)
 Career 2 (3 times, last at FIU, 1/7/16)

STEALS

Season 5 (at FIU, 1/7/16)
 Career 5 (at FIU, 1/7/16)

MINUTES PLAYED

Season 33 (vs. Rice, 1/14/16)
 Career 36 (2 times, last vs. Florida A&M, 12/21/12)

CAREER STATISTICS

YEAR	G-GS	MIN-AVG	FG-A	PCT	3P-A	PCT	FT-A	PCT	OFF-DEF	TOT-AVG	PF-FO	A	TO	BS	STL	PTS-AVG
2012-13	33-16	803-24.3	82-197	.416	0-1	.000	48-77	.623	61-75	136-4.1	102-5	20	62	14	29	212-6.4
2013-14	30-24	489-16.3	52-127	.409	0-0	.000	21-30	.700	43-53	96-3.2	82-3	15	29	4	21	125-4.2
2014-15	32-3	298-9.3	33-74	.446	0-0	.000	10-16	.625	23-22	45-1.4	41-1	15	17	0	9	76-2.4
2015-16	15-13	304-20.3	20-60	.333	0-0	.000	7-17	.412	25-23	48-3.2	27-1	8	6	8	14	47-3.1
TOTALS	110-56	1894-17.2	187-458	.408	0-1	.000	86-140	.614	152-173	325-3.0	252-10	58	114	26	73	460-4.2

GAME NOTES

**2015-16 WKU Lady Topper Basketball
WKU Combined Team Statistics (as of Jan 14, 2016)
All games**

RECORD:	OVERALL	HOME	AWAY	NEUTRAL
ALL GAMES	13-2	6-0	6-2	1-0
CONFERENCE	4-0	2-0	2-0	0-0
NON-CONFERENCE	9-2	4-0	4-2	1-0

#	Player	gp-gs	min	avg	Total		3-Point		F-Throw		Rebounds				pf	dq	a	to	blk	stl	pts	avg	
					fg-fga	fg%	3fg-fga	3fg%	ft-fa	ft%	off	def	tot	avg									
10	BROWN, Tashia	15-15	537	35.8	107-237	.451	8-29	.276	33-47	.702	17	40	57	3.8	30	0	43	40	15	16	255	17.0	
12	NOBLE, Kendall	15-15	532	35.5	85-201	.423	27-54	.500	56-82	.683	41	76	117	7.8	22	0	66	39	18	36	253	16.9	
23	BROWN, Ivy	15-15	444	29.6	67-138	.486	6-22	.273	44-58	.759	62	79	141	9.4	44	2	16	32	21	15	184	12.3	
04	GIVENS, Dee	15-0	230	15.3	41-89	.461	17-48	.354	11-12	.917	16	17	33	2.2	29	0	13	14	5	9	110	7.3	
32	SMITH, Kayla	14-14	354	25.3	34-90	.378	13-40	.325	11-17	.647	12	18	30	2.1	26	0	21	23	4	5	92	6.6	
05	JONES, Micah	2-2	46	23.0	4-12	.333	4-11	.364	0-0	.000	1	1	2	1.0	0	0	6	4	0	4	12	6.0	
02	BROWN, Taylor	15-0	198	13.2	22-44	.500	0-0	.000	11-23	.478	15	30	45	3.0	30	0	5	10	3	9	55	3.7	
33	McCLAIN, Jalyynn	15-13	304	20.3	20-60	.333	0-0	.000	7-17	.412	25	23	48	3.2	27	1	8	6	8	14	47	3.1	
00	GOODS, Simone	12-0	115	9.6	9-25	.360	0-0	.000	7-9	.778	12	19	31	2.6	7	0	2	13	11	1	25	2.1	
20	AKPAN, Ima	15-1	188	12.5	13-32	.406	0-2	.000	3-5	.600	17	21	38	2.5	14	0	15	17	1	4	29	1.9	
03	BOPP, Sidnee	11-0	53	4.8	4-9	.444	4-8	.500	0-0	.000	0	4	4	0.4	3	0	0	2	0	0	12	1.1	
Team											31	28	59										
Total.....		15	3001	406-937		.433	79-214	.369	183-270	.678	249	356	605	40.3	232	3	195	210	86	113	1074	71.6	
Opponents.....		15	3001	335-877		.382	87-272	.320	151-219	.689	215	321	536	35.7	284	3	204	263	53	72	908	60.5	

TEAM STATISTICS	WKU	OPP	Date	Opponent	Score	Att.
SCORING	1074	908	11/19/15	at Ball State	L 60-74	987
Points per game	71.6	60.5	11/21/15	LOUISVILLE	w 71-69	3176
Scoring margin	+11.1	-	11/24/15	vs George Mason	w 84-58	2299
FIELD GOALS-ATT	406-937	335-877	11/25/15	at Alaska Anchorage	w 62-58	2510
Field goal pct	.433	.382	12/02/15	at Ole Miss	L 53-59	906
3 POINT FG-ATT	79-214	87-272	12/05/15	AUSTIN PEAY	w 88-69	609
3-point FG pct	.369	.320	12/13/15	at UT Arlington	w 73-64	1024
3-pt FG made per game	5.3	5.8	12/16/15	EASTERN KENTUCKY	w 76-60	2217
FREE THROWS-ATT	183-270	151-219	12/18/15	at Col. of Charleston	w 78-44	125
Free throw pct	.678	.689	12/21/15	at Lipscomb	w 64-56	215
F-Throws made per game	12.2	10.1	12/29/15	BELMONT	w 80-65	1477
REBOUNDS	605	536	* 01/02/16	MARSHALL	w 81-52	1413
Rebounds per game	40.3	35.7	* 01/07/16	at FIU	w 71-69	356
Rebounding margin	+4.6	-	* 01/09/16	at Florida Atlantic	w 81-62	469
ASSISTS	195	204	* 01/14/16	RICE	w 52-49	937
Assists per game	13.0	13.6				
TURNOVERS	210	263	* - Conference game			
Turnovers per game	14.0	17.5				
Turnover margin	+3.5	-				
Assist/turnover ratio	0.9	0.8				
STEALS	113	72				
Steals per game	7.5	4.8				
BLOCKS	86	53				
Blocks per game	5.7	3.5				
ATTENDANCE	9829	8891				
Home games-Avg/Game	6-1638	8-824				
Neutral site-Avg/Game	-	1-2299				

Score by Periods	1st	2nd	3rd	4th	Totals
WKU	275	281	242	276	1074
Opponents	206	219	239	244	908

GAME NOTES

**2015-16 WKU Lady Topper Basketball
WKU Combined Team Statistics (as of Jan 14, 2016)
Conference games**

RECORD:	OVERALL	HOME	AWAY	NEUTRAL
ALL GAMES	4-0	2-0	2-0	0-0
CONFERENCE	4-0	2-0	2-0	0-0
NON-CONFERENCE	0-0	0-0	0-0	0-0

#	Player	gp-gs	min	avg	Total		3-Point		F-Throw		Rebounds				pf	dq	a	to	blk	stl	pts	avg		
					fg-fga	fg%	3fg-fga	3fg%	ft-fta	ft%	off	def	tot	avg										
10	BROWN, Tashia	4-4	153	38.2	32-74	.432	1-7	.143	9-16	.563	4	10	14	3.5	5	0	7	14	3	8	74	18.5		
12	NOBLE, Kendall	4-4	142	35.5	21-59	.356	5-13	.385	15-23	.652	17	16	33	8.3	5	0	14	13	3	10	62	15.5		
23	BROWN, Ivy	4-4	120	30.0	21-37	.568	0-2	.000	11-15	.733	21	20	41	10.3	11	0	3	4	5	3	53	13.3		
04	GIVENS, Dee	4-0	77	19.3	12-25	.480	6-13	.462	7-8	.875	4	8	12	3.0	10	0	3	6	1	5	37	9.3		
32	SMITH, Kayla	3-3	81	27.0	8-24	.333	3-10	.300	4-5	.800	4	4	8	2.7	7	0	4	3	1	1	23	7.7		
33	McCLAIN, Jalynn	4-4	107	26.8	9-22	.409	0-0	.000	2-4	.500	7	9	16	4.0	8	0	3	1	4	6	20	5.0		
02	BROWN, Taylor	4-0	39	9.8	3-8	.375	0-0	.000	1-2	.500	5	6	11	2.8	4	0	1	2	0	1	7	1.8		
20	AKPAN, Ima	4-1	59	14.8	2-8	.250	0-1	.000	0-0	.000	9	8	17	4.3	5	0	4	6	0	2	4	1.0		
03	BOPP, Sidnee	3-0	9	3.0	1-3	.333	1-3	.333	0-0	.000	0	0	0	0.0	0	0	0	0	0	0	3	1.0		
00	GOODS, Simone	3-0	13	4.3	1-2	.500	0-0	.000	0-0	.000	1	2	3	1.0	0	0	0	3	1	0	2	0.7		
Team											11	3	14											
Total.....		4	800		110-262	.420	16-49	.327	49-73	.671	83	86	169	42.2	55	0	39	57	18	36	285	71.2		
Opponents.....		4	800		89-217	.410	21-77	.273	33-53	.623	48	80	128	32.0	79	1	48	76	16	19	232	58.0		

TEAM STATISTICS	WKU	OPP	Date	Opponent	Score	Att.
SCORING	285	232	* 01/02/16	MARSHALL	w 81-52	1413
Points per game	71.2	58.0	* 01/07/16	at FIU	w 71-69	356
Scoring margin	+13.3	-	* 01/09/16	at Florida Atlantic	w 81-62	469
FIELD GOALS-ATT	110-262	89-217	* 01/14/16	RICE	w 52-49	937
Field goal pct	.420	.410	* - Conference game			
3 POINT FG-ATT	16-49	21-77				
3-point FG pct	.327	.273				
3-pt FG made per game	4.0	5.3				
FREE THROWS-ATT	49-73	33-53				
Free throw pct	.671	.623				
F-Throws made per game	12.3	8.3				
REBOUNDS	169	128				
Rebounds per game	42.2	32.0				
Rebounding margin	+10.3	-				
ASSISTS	39	48				
Assists per game	9.8	12.0				
TURNOVERS	57	76				
Turnovers per game	14.3	19.0				
Turnover margin	+4.8	-				
Assist/turnover ratio	0.7	0.6				
STEALS	36	19				
Steals per game	9.0	4.8				
BLOCKS	18	16				
Blocks per game	4.5	4.0				
ATTENDANCE	2350	825				
Home games-Avg/Game	2-1175	2-412				
Neutral site-Avg/Game	-	0-0				

Score by Periods	1st	2nd	3rd	4th	Totals
WKU	78	82	55	70	285
Opponents	47	57	65	63	232

GAME NOTES

Official Basketball Box Score -- Game Totals -- Final Statistics

WKU vs Ball State

11/19/15 7:00 pm at Muncie, Ind. (Worthen Arena)

WKU 60 • 0-1

#	Player	Total			3-Ptr			Rebounds			PF	TP	A	TO	Blk	Stl	Min
		FG	FGA	FT	FTA	Off	Def	Tot									
10	BROWN, Tashia	f	3-11	1-5	0-0	2	1	3	7	2	4	1	1	29			
23	BROWN, Ivy	f	1-3	0-0	2-2	4	1	5	5	4	1	0	0	21			
5	JONES, Micah	g	3-11	3-10	0-0	1	0	1	0	9	5	1	0	37			
12	NOBLE, Kendall	g	4-12	0-3	2-2	5	6	11	3	10	4	4	0	35			
32	SMITH, Kayla	g	5-12	2-6	1-2	2	0	2	4	13	1	3	2	29			
02	BROWN, Taylor	g	0-0	0-0	1-2	1	0	1	1	1	0	0	0	8			
03	BOPP, Sidnee	g	0-0	0-0	0-0	0	1	1	0	0	0	0	0	1			
04	GIVENS, Dee	g	4-11	2-7	0-0	3	3	6	1	10	3	1	1	18			
20	AKPAN, Ima	g	2-3	0-0	0-0	0	3	3	1	4	0	1	0	13			
33	McCLAIN, Jalyann	g	1-2	0-0	0-0	0	2	2	2	2	0	1	0	9			
Team						0	1	1									
Totals			23-65	8-31	6-8	18	18	36	20	60	17	16	4	11	200		

FG % 1st Half: 13-29 44.8% 2nd half: 10-36 27.8% Game: 23-65 35.4% Deadball Rebounds 1
 3FG % 1st Half: 4-12 33.3% 2nd half: 4-19 21.1% Game: 8-31 25.8%
 FT % 1st Half: 5-6 83.3% 2nd half: 1-2 50.0% Game: 6-8 75.0%

Ball State 74 • 1-1

#	Player	Total			3-Ptr			Rebounds			PF	TP	A	TO	Blk	Stl	Min
		FG	FGA	FT	FTA	Off	Def	Tot									
33	MONACO, Moriah	f	7-12	2-6	2-2	4	3	7	1	18	1	2	0	1	30		
14	BENNETT, Renee	c	3-5	0-0	2-4	3	1	4	2	8	2	2	1	0	26		
03	GRANDE, Carmen	g	0-5	0-1	0-0	0	2	2	2	0	6	3	0	2	32		
04	FONTAINE, Nathalie	g	9-22	0-1	12-12	6	6	12	3	30	1	6	0	0	34		
05	MORRISON, Jill	g	3-7	3-6	6-6	0	6	6	2	15	4	1	0	0	36		
00	SIMOND, Brionna	g	0-0	0-0	0-0	0	0	0	0	0	2	0	0	5			
10	HOSEA, Calyn	g	0-0	0-0	0-0	0	1	1	0	0	1	0	0	9			
15	FERNANDEZ, Lucia	g	0-2	0-0	0-0	0	0	0	0	0	0	0	0	3			
20	FRAZIER, Frannie	g	0-0	0-0	0-0	0	0	0	2	0	0	0	0	6			
30	MERDER, Shelby	g	1-1	1-1	0-0	1	1	2	1	3	1	3	2	0	19		
Team						1	5	6									
Totals			23-54	6-15	22-24	15	25	40	14	74	16	19	3	3	200		

FG % 1st Half: 13-26 50.0% 2nd half: 10-28 35.7% Game: 23-54 42.6% Deadball Rebounds 0
 3FG % 1st Half: 4-10 40.0% 2nd half: 2-5 40.0% Game: 6-15 40.0%
 FT % 1st Half: 1-2 50.0% 2nd half: 21-22 95.5% Game: 22-24 91.7%

Officials: Roy Gulbeyan, Carol Comanita, Linda Miles

Technical fouls: WKU-None. Ball State-None.

Attendance: 987

WKU #23 fouled out at 4:23 in 4th quarter.

Score by periods	1st	2nd	3rd	4th	Total
WKU	20	15	7	18	60
Ball State	16	15	12	31	74

Points	In	Off	2nd	Fast	Bench
WKU	14	19	7	3	17
BALLST	30	12	19	6	3

Last FG - WKU 4th-00:19. BALLST 4th-01:04.

Largest lead - WKU by 15 2nd-05:33. BALLST by 14 4th-00:08.

WKU led for 14:42. BALLST led for 18:15. Game was tied for 06:30.

Score tied - 7 times.
Lead changed - 6 times.

Official Basketball Box Score -- Game Totals -- Final Statistics

Louisville vs WKU

11/21/15 2:30 p.m. at Bowling Green, Ky. (E.A. Diddle Arena)

Louisville 69 • 0-2

#	Player	Total			3-Ptr			Rebounds			PF	TP	A	TO	Blk	Stl	Min
		FG	FGA	FT	FTA	Off	Def	Tot									
02	HINES-ALLEN, Myisha	f	3-10	0-0	2-2	3	8	11	1	8	2	4	1	1	27		
04	MOORE, Mariya	f	4-15	3-9	2-4	4	2	6	5	13	3	4	0	2	30		
13	WALTON, Cortnee	f	1-6	0-0	0-0	10	3	13	4	2	1	3	1	3	30		
23	JACKSON, Briahanna	g	8-20	4-8	4-4	1	2	3	1	24	2	1	0	0	38		
25	DURR, Asia	g	2-8	1-5	2-4	1	0	1	1	7	0	2	1	1	19		
01	DEGRATE, Erin	g	0-0	0-0	1-2	2	2	4	0	1	1	0	0	0	6		
03	FUEHRING, Sam	g	2-2	0-0	0-0	1	0	1	2	4	1	1	0	0	9		
05	COLE, Taja	g	2-7	0-2	1-2	2	2	4	2	5	2	1	0	1	18		
11	CARTER, Arica	g	2-3	0-0	1-2	2	2	4	2	5	3	5	0	1	20		
31	BRACKEMYRE, Sydney	g	0-1	0-0	0-0	0	0	0	1	0	0	0	0	3			
Team						5	1	6									
Totals			24-72	8-24	13-20	31	22	53	19	69	15	21	3	9	200		

FG % 1st Half: 11-27 40.7% 2nd half: 13-45 28.9% Game: 24-72 33.3% Deadball Rebounds 2
 3FG % 1st Half: 4-9 44.4% 2nd half: 4-15 26.7% Game: 8-24 33.3%
 FT % 1st Half: 0-4 0.0% 2nd half: 7-12 58.3% Game: 13-20 65.0%

WKU 71 • 1-1

#	Player	Total			3-Ptr			Rebounds			PF	TP	A	TO	Blk	Stl	Min
		FG	FGA	FT	FTA	Off	Def	Tot									
10	BROWN, Tashia	f	8-11	0-1	0-1	2	1	3	4	16	0	4	1	0	38		
23	BROWN, Ivy	f	4-9	1-2	0-0	1	3	4	9	0	3	1	0	0	25		
5	JONES, Micah	g	1-1	1-1	0-0	0	1	1	0	3	1	3	0	0	9		
12	NOBLE, Kendall	g	6-14	2-2	8-8	3	4	7	4	22	4	6	0	1	39		
32	SMITH, Kayla	g	2-9	0-3	1-2	2	2	4	1	5	1	1	0	1	25		
00	GOODS, Simone	g	1-3	0-0	0-0	1	0	1	0	2	0	0	1	0	16		
02	BROWN, Taylor	g	4-7	0-0	1-6	2	4	6	4	9	0	0	0	0	20		
04	GIVENS, Dee	g	1-2	1-2	0-0	0	1	1	1	3	0	0	0	0	12		
20	AKPAN, Ima	g	0-0	0-0	0-0	0	0	0	1	0	2	2	0	0	8		
33	McCLAIN, Jalyann	g	1-2	0-0	0-2	1	2	3	0	2	0	1	0	0	8		
Team						1	4	5									
Totals			28-58	5-11	10-19	13	22	35	18	71	8	19	4	2	200		

FG % 1st Half: 15-31 48.4% 2nd half: 13-27 48.1% Game: 28-58 48.3% Deadball Rebounds 4
 3FG % 1st Half: 3-6 50.0% 2nd half: 2-5 40.0% Game: 5-11 45.5%
 FT % 1st Half: 0-4 0.0% 2nd half: 10-15 66.7% Game: 10-19 52.6%

Officials: Bob Trammell, Felicia Grinter, Gina Cross

Technical fouls: Louisville-None. WKU-None.

Attendance: 3176

Score by periods	1st	2nd	3rd	4th	Total
Louisville	9	23	17	20	69
WKU	16	17	13	25	71

Points	In	Off	2nd	Fast	Bench
LOU	28	24	16	8	15
WKU	26	21	9	2	16

Last FG - LOU 4th-00:43. WKU 4th-00:34.

Largest lead - LOU by 5 4th-09:22. WKU by 9 1st-02:50.

LOU led for 08:26. WKU led for 24:53. Game was tied for 06:05.

Score tied - 8 times.
Lead changed - 15 times.

Official Basketball Box Score -- Game Totals -- Final Statistics

George Mason vs Western Kentucky

11/24/15 6 pm at Alaska Airlines Ctr - Anchorage, AK

George Mason 58 • 1-4

#	Player	Total			3-Ptr			Rebounds			PF	TP	A	TO	Blk	Stl	Min
		FG	FGA	FT	FTA	Off	Def	Tot									
20	Bell,Chinyere	f	1-3	0-0	1-2	3	2	5	2	3	0	0	0	0	13		
24	Padgett,Tiffany	f	4-7	0-1	0-0	3	4	7	4	8	0	0	0	0	26		
10	Triggs,Jewel	f	1-4	1-4	0-0	0	0	0	1	3	0	2	0	1	16		
31	Brown,Taylor	g	5-15	1-4	3-5	1	0	1	1	14	4	0	1	0	31		
32	Dodson,Taylor	g	3-5	0-0	0-0	0	1	1	3	6	1	1	0	2	16		
05	Mohamed,Reana	g	1-5	0-0	5-7	0	2	2	3	7	0	2	0	0	22		
11	Hutzell,Katrina	g	1-3	1-1	0-0	0	2	2	1	3	1	2	0	0	13		
12	Wright,Kara	g	1-11	0-5	7-9	1	6	7	1	9	3	3	1	0	21		
13	O'Donnell,Bridget	g	0-3	0-0	0-0	0	2	2	1	0	1	2	3	0	16		
21	Davis,Casey	g	1-2	0-1	0-2	1	0	1	2	2	1	0	2	0	13		
33	Mokube,Kristi	g	1-2	0-0	1-2	0	2	2	4	3	1	1	0	0	13		
Team						2	0	2									
Totals			19-60	3-16	17-27	11	21	32	23	58	12	13	7	3	200		

FG % 1st Half: 10-33 30.3% 2nd half: 9-27 33.3% Game: 19-60 31.7% Deadball Rebounds 5,2
 3FG % 1st Half: 2-9 22.2% 2nd half: 1-7 14.3% Game: 3-16 18.8%
 FT % 1st Half: 4-7 57.1% 2nd half: 13-20 65.0% Game: 17-27 63.0%

Western Kentucky 84 • 2-1

GAME NOTES

Official Basketball Box Score -- Game Totals -- Final Statistics Western Kentucky vs Ole Miss 12/2/15 6:00 PM at Oxford, Miss. (Tad Smith Coliseum)

Western Kentucky 53 • 3-2

#	Player	Total		3-Ptr		Rebounds			PF	TP	A	TO	Blk	Stl	Min
		FG-FGA	FG-FGA	FT-FTA	Off	Def	Tot								
32	SMITH, Kayla	f	0-5	0-3	1-2	1	0	1	3	1	2	3	0	0	24
33	McCLAIN, Jalynn	f	1-5	0-0	0-0	2	0	2	1	2	1	0	1	1	10
10	BROWN, Tashia	g	4-14	0-0	2-3	3	1	4	3	10	2	4	0	1	37
12	NOBLE, Kendall	g	4-15	1-4	6-8	3	7	10	3	15	2	3	3	2	36
23	BROWN, Ivy	g	2-9	0-2	0-0	2	9	11	3	4	1	3	1	0	31
00	GOODS, Simone	g	2-5	0-0	3-3	4	4	8	2	7	0	1	2	0	16
02	BROWN, Taylor	g	3-5	0-0	1-2	3	4	7	3	7	0	3	0	0	22
03	BOPP, Sidnee	g	1-1	1-1	0-0	0	0	0	0	3	0	0	0	0	12
04	GIVENS, Dee	g	2-4	0-1	0-0	2	0	2	3	4	0	1	0	1	10
20	AKPAN, Ima	g	0-1	0-0	0-0	1	0	1	1	0	0	0	0	0	2
Team					2		3		5						
Totals			19-64	2-11	13-18	23	28	51	22	53	8	18	7	5	200
FG % 1st Half:		9-33	27.3%	2nd half:	10-31	32.3%	Game:		19-64	29.7%					Deadball
3FG % 1st Half:		2-7	28.6%	2nd half:	0-4	0.0%	Game:		2-11	18.2%					Rebounds
FT % 1st Half:		4-6	66.7%	2nd half:	9-12	75.0%	Game:		13-18	72.2%					1

Ole Miss 59 • 4-3

#	Player	Total		3-Ptr		Rebounds			PF	TP	A	TO	Blk	Stl	Min
		FG-FGA	FG-FGA	FT-FTA	Off	Def	Tot								
11	Joseph,Shequila	f	1-6	0-2	3-4	4	3	7	4	5	2	2	1	0	33
03	Hayes,A'Queen	g	2-6	0-0	0-5	3	1	4	4	4	2	4	0	5	24
05	Sisk,Erika	g	5-11	1-1	5-8	3	3	6	2	16	2	2	0	3	38
20	Muhammad,Madinah	g	1-9	0-5	0-0	0	1	1	2	2	0	2	0	1	23
23	Sessom,Shandricka	g	6-11	3-5	3-4	2	3	5	4	18	1	0	2	0	18
10	Muhate Pena,C	g	0-1	0-0	0-0	0	2	2	0	0	0	0	1	0	4
15	Briggs Kelsey	g	1-2	0-0	0-0	1	1	2	1	2	0	1	1	0	4
24	Hart,Bretta	g	2-8	0-0	0-2	9	9	18	2	4	0	0	0	0	30
25	Alston,Alissa	g	2-6	2-2	2-4	1	2	3	4	8	2	3	1	0	18
44	Lewis,Torri	g	0-5	0-4	0-0	0	0	0	0	0	0	0	0	0	8
Team					1		1		2						
Totals			20-65	6-19	13-27	24	26	50	23	59	9	15	6	9	200
FG % 1st Half:		11-37	29.7%	2nd half:	9-28	32.1%	Game:		20-65	30.8%					Deadball
3FG % 1st Half:		4-11	36.4%	2nd half:	2-8	25.0%	Game:		6-19	31.6%					Rebounds
FT % 1st Half:		3-8	37.5%	2nd half:	10-19	52.6%	Game:		13-27	48.1%					7

Officials: Beverly Roberts, Bryan Enterline, Brian Hall
Technical fouls: Western Kentucky-None. Ole Miss-None.
Attendance: 906

Score by periods	1st	2nd	3rd	4th	Total
Western Kentucky	10	14	12	17	53
Ole Miss	13	16	13	17	59

Points	In	Off	2nd	Fast	Bench
WKU	Paint	T/O	Chance	Break	
WKU	26	13	14	7	21
OM	24	9	11	6	14

Last FG - WKU 4th-00:56, OM 4th-01:56.
Largest lead - WKU by 3 1st-09:30, OM by 10 3rd-03:41.
WKU led for 02:43, OM led for 33:56. Game was tied for 03:21.

Score tied - 3 times.
Lead changed - 5 times.

Official Basketball Box Score -- Game Totals -- Final Statistics Austin Peay vs WKU 12/05/15 4:00 p.m. at Bowling Green, Ky. (E.A. Diddle Arena)

Austin Peay 69 • 2-8

#	Player	Total		3-Ptr		Rebounds			PF	TP	A	TO	Blk	Stl	Min
		FG-FGA	FG-FGA	FT-FTA	Off	Def	Tot								
23	Gooch,Sydney	f	0-2	0-0	0-0	1	2	3	0	2	3	0	0	0	23
11	Alexander,Brianne	c	5-7	0-0	5-7	2	2	4	3	15	1	1	0	0	27
01	Gray,Tiasha	g	7-16	1-3	2-2	0	4	4	17	8	5	0	5	32	
12	Rich,Madison	g	6-13	2-6	1-1	0	2	2	1	15	2	1	0	1	34
33	Baker,Falon	g	4-10	2-6	0-0	0	2	2	3	10	0	2	0	0	27
02	Hall,J'Nayah	g	0-1	0-1	0-0	0	1	1	0	0	1	1	0	0	5
13	Olszewski,Shelby	g	0-0	0-0	0-0	1	2	0	0	0	1	0	0	0	11
24	Rates,Beth	g	1-3	0-0	0-0	0	2	2	1	2	0	2	0	0	17
25	Banks,Tearra	g	5-5	0-0	0-0	0	0	0	1	10	1	1	1	0	13
42	Norton,Symantha	g	0-1	0-0	0-0	0	0	0	0	0	0	0	0	0	11
Team					4		1		5						
Totals			28-58	5-16	8-10	8	17	25	16	69	17	16	1	6	200
FG % 1st Half:		12-27	44.4%	2nd half:	16-31	51.6%	Game:		28-58	48.3%					Deadball
3FG % 1st Half:		4-9	44.4%	2nd half:	1-7	14.3%	Game:		5-16	31.3%					Rebounds
FT % 1st Half:		4-6	66.7%	2nd half:	3-4	75.0%	Game:		8-10	80.0%					1

WKU 88 • 4-2

#	Player	Total		3-Ptr		Rebounds			PF	TP	A	TO	Blk	Stl	Min
		FG-FGA	FG-FGA	FT-FTA	Off	Def	Tot								
10	BROWN, Tashia	f	8-14	1-2	4-8	0	6	6	3	21	7	4	0	3	31
23	BROWN, Ivy	f	4-9	0-1	4-4	4	8	12	2	12	0	2	2	2	31
33	McCLAIN, Jalynn	f	3-6	0-0	0-0	1	0	1	0	6	1	0	0	0	27
12	NOBLE, Kendall	g	6-8	3-5	1-1	0	2	2	0	16	5	4	2	4	27
32	SMITH, Kayla	g	2-3	0-0	1-2	1	0	1	2	5	3	1	0	0	19
00	GOODS, Simone	g	0-1	0-0	0-0	0	1	1	0	0	0	1	0	0	8
02	BROWN, Taylor	g	4-4	0-0	0-0	0	0	0	4	8	0	1	0	0	10
03	BOPP, Sidnee	g	0-2	0-1	0-0	0	2	2	0	0	0	0	0	0	7
04	GIVENS, Dee	g	6-8	4-5	0-0	1	0	1	2	16	1	1	1	0	23
20	AKPAN, Ima	g	2-3	0-0	0-0	1	1	2	1	4	3	0	0	0	17
Team					1		3		4						
Totals			35-58	8-14	10-15	9	23	32	16	88	20	15	5	9	200
FG % 1st Half:		20-28	71.4%	2nd half:	15-30	50.0%	Game:		35-58	60.3%					Deadball
3FG % 1st Half:		4-7	57.1%	2nd half:	4-7	57.1%	Game:		8-14	57.1%					Rebounds
FT % 1st Half:		4-6	66.7%	2nd half:	6-9	66.7%	Game:		10-15	66.7%					2

Officials: Dawn Marsh, Carla Fountain, Jamie Broderick
Technical fouls: Austin Peay-None. WKU-None.
Attendance: 609

Score by periods	1st	2nd	3rd	4th	Total
Austin Peay	16	17	19	17	69
WKU	24	24	23	17	88

Last FG - APSU 4th-01:32, WKU 4th-01:11.
Largest lead - APSU None, WKU by 23 3rd-03:18.
APSU led for 00:00, WKU led for 38:27. Game was tied for 01:33.

Score tied - 1 time.
Lead changed - 0 times.

Official Basketball Box Score -- Game Totals -- Final Statistics Western Kentucky vs UT Arlington 12/13/15 2:00 p.m. at College Park Center - Arlington, Texas

Western Kentucky 73 • 5-2

#	Player	Total		3-Ptr		Rebounds			PF	TP	A	TO	Blk	Stl	Min
		FG-FGA	FG-FGA	FT-FTA	Off	Def	Tot								
10	BROWN, Tashia	*	7-15	3-3	4-4	1	3	4	4	21	1	2	0	1	34
12	NOBLE, Kendall	*	5-14	1-4	8-10	0	4	4	0	19	8	1	3	3	39
23	BROWN, Ivy	*	5-10	1-4	1-2	5	1	6	5	12	1	3	2	2	25
32	SMITH, Kayla	*	4-4	3-3	0-0	0	2	2	2	11	0	3	0	1	27
33	McCLAIN, Jalynn	*	0-4	0-0	0-0	0	1	1	0	0	1	0	0	2	20
02	BROWN, Taylor	g	0-0	0-0	2-2	0	1	1	1	2	1	0	1	3	16
03	BOPP, Sidnee	g	0-1	0-1	0-0	0	0	0	0	0	0	0	0	0	7
04	GIVENS, Dee	g	2-4	0-1	2-0	0	0	0	0	6	0	1	0	0	10
20	AKPAN, Ima	g	1-2	0-0	0-0	0	3	3	0	2	2	2	0	1	22
Team					2		1		3						
Totals			24-54	8-16	17-20	8	16	24	14	73	14	12	6	13	200
FG % 1st Half:		13-26	50.0%	2nd half:	11-28	39.3%	Game:		24-54	44.4%					Deadball
3FG % 1st Half:		5-10	50.0%	2nd half:	3-6	50.0%	Game:		8-16	50.0%					Rebounds
FT % 1st Half:		2-4	50.0%	2nd half:	15-16	93.8%	Game:		17-20	85.0%					2

UT Arlington 64 • 3-5

||
||
||

GAME NOTES

Official Basketball Box Score -- Game Totals -- Final Statistics Western Kentucky vs Col. of Charleston 12/18/15 6:30 p.m. at TD Arena

Western Kentucky 78 • 7-2

#	Player	Total		3-Ptr		Rebounds			PF	TP	A	TO	Blk	Stl	Min
		FG-FGA	FG-FGA	FT-FTA	Off	Def	Tot								
10	BROWN, Tashia	* 7-15	1-2	0-0	0	2	2	1	15	3	0	0	1	34	
12	NOBLE, Kendall	* 7-16	3-5	2-2	4	4	8	1	19	9	0	1	3	32	
23	BROWN, Ivy	* 4-9	2-4	2-3	2	8	10	3	12	3	4	3	2	28	
32	SMITH, Kayla	* 2-4	0-2	1-2	0	1	1	1	5	2	2	0	0	27	
33	McCLAIN, Jalyynn	* 0-0	0-0	0-0	2	2	4	5	0	0	1	1	2	13	
00	GOODS, Simone	1-3	0-0	0-0	1	0	1	1	2	1	0	3	0	12	
02	BROWN, Taylor	2-5	0-0	0-0	1	4	5	2	4	0	1	0	1	16	
03	BOPP, Sidnee	1-1	1-1	0-0	0	0	0	0	3	0	0	0	0	4	
04	GIVENS, Dee	7-13	2-6	0-0	2	2	4	2	16	2	1	0	1	24	
20	AKPAN, Ima	1-2	0-0	0-0	2	1	3	1	2	0	1	0	0	11	
Team					4	2	6								
Totals		32-68	9-20	5-7	18	26	44	17	78	20	10	8	11	201	

FG % 1st Half: 13-30 43.3% 2nd half: 19-38 50.0% Game: 32-68 47.1% Deadball Rebounds 2
 3FG % 1st Half: 1-7 14.3% 2nd half: 8-13 61.5% Game: 9-20 45.0%
 FT % 1st Half: 3-5 60.0% 2nd half: 2-2 100.0 Game: 5-7 71.4%

Col. of Charleston 44 • 4-4

#	Player	Total		3-Ptr		Rebounds			PF	TP	A	TO	Blk	Stl	Min
		FG-FGA	FG-FGA	FT-FTA	Off	Def	Tot								
01	Henry, Nola	* 1-9	0-2	1-2	1	4	5	1	3	4	2	0	0	29	
02	Huff, Darien	* 1-7	0-3	0-0	1	0	1	3	2	0	2	0	0	30	
12	Luna-Castro, Jackie	* 3-4	0-1	0-0	2	2	4	2	6	0	0	0	0	22	
24	Bolden, Breanna	* 2-10	0-1	3-3	3	2	5	2	7	6	4	0	1	32	
44	Booth, Kelsey	* 5-13	0-1	0-0	2	3	5	1	10	0	3	2	0	29	
03	Brown, Shiclasia	0-1	0-1	0-0	0	2	2	0	0	2	3	1	0	13	
14	Gardner, Courtney	2-5	0-0	2-2	1	0	1	2	6	2	0	0	0	20	
20	Sullivan, Bri	0-2	0-0	0-0	2	1	3	0	0	0	1	1	0	9	
21	Hines, Shannon	2-6	1-4	0-0	0	0	0	0	5	0	0	0	0	7	
40	Logan, Dajah	2-3	1-1	0-0	0	0	1	1	0	5	0	2	0	9	
Team					4	3	7								
Totals		18-60	2-14	6-7	16	18	34	11	44	14	17	4	1	200	

FG % 1st Half: 8-29 27.6% 2nd half: 10-31 32.3% Game: 18-60 30.0% Deadball Rebounds 1
 3FG % 1st Half: 1-7 14.3% 2nd half: 1-7 14.3% Game: 2-14 14.3%
 FT % 1st Half: 1-2 50.0% 2nd half: 5-5 100.0 Game: 6-7 85.7%

Officials: Luis Gonzalez, Karen Preato, Meadow Overstreet
 Technical fouls: Western Kentucky-None. Col. of Charleston-None.
 Attendance: 125

Score by periods	1st	2nd	3rd	4th	Total
Western Kentucky	13	17	21	27	78
Col. of Charleston	7	11	13	13	44

Points	In Paint	Off T/O	2nd Chance	Fast Break	Bench
WKU	26	21	17	8	27
COFCW	24	2	4	4	16

Last FG - WKU 4th-00:35, COFCW 4th-00:13.
 Largest lead - WKU by 36 4th-02:56, COFCW None.
 WKU led for 39:17, COFCW led for 00:00. Game was tied for 00:26.

Score tied - 0 times.
 Lead changed - 0 times.

Official Basketball Box Score -- Game Totals -- Final Statistics WKU vs Lipscomb 12/21/15 6:30 p.m. at Nashville, Tenn. (Allen Arena)

WKU 64 • 8-2

#	Player	Total		3-Ptr		Rebounds			PF	TP	A	TO	Blk	Stl	Min
		FG-FGA	FG-FGA	FT-FTA	Off	Def	Tot								
10	BROWN, Tashia	f 4-14	0-1	3-3	2	0	2	1	11	2	4	2	0	38	
23	BROWN, Ivy	f 8-10	0-0	8-9	4	6	10	2	24	1	5	2	4	36	
33	McCLAIN, Jalyynn	f 1-2	0-0	0-0	1	2	3	1	2	0	0	0	0	30	
12	NOBLE, Kendall	g 8-15	3-4	4-8	4	3	7	0	23	7	1	1	1	40	
32	SMITH, Kayla	g 0-3	0-2	0-0	0	1	1	0	0	1	1	0	1	21	
00	GOODS, Simone	0-1	0-0	0-0	0	1	1	0	0	0	0	0	0	2	
02	BROWN, Taylor	0-1	0-0	0-0	1	3	4	1	0	0	0	0	0	8	
03	BOPP, Sidnee	0-0	0-0	0-0	0	0	0	0	0	0	0	0	0	0+	
04	GIVENS, Dee	2-7	0-4	0-0	0	0	0	2	4	2	0	0	0	12	
20	AKPAN, Ima	0-3	0-0	0-0	0	1	1	1	0	1	0	0	0	13	
Team					1	1	2								
Totals		23-56	3-11	15-20	13	18	31	8	64	14	12	5	6	200	

FG % 1st Half: 11-27 40.7% 2nd half: 12-29 41.4% Game: 23-56 41.1% Deadball Rebounds 5,1
 3FG % 1st Half: 2-7 28.6% 2nd half: 1-4 25.0% Game: 3-11 27.3%
 FT % 1st Half: 3-5 60.0% 2nd half: 13-17 76.5% Game: 15-20 75.0%

Lipscomb 56 • 3-10

#	Player	Total		3-Ptr		Rebounds			PF	TP	A	TO	Blk	Stl	Min
		FG-FGA	FG-FGA	FT-FTA	Off	Def	Tot								
12	Ashley Southern	f 9-14	0-0	4-4	1	3	4	4	22	2	3	1	1	29	
22	Alex Banks	f 2-6	0-1	0-0	1	2	3	4	4	1	1	0	0	27	
02	Kennedy Potts	g 0-3	0-1	0-0	1	3	4	0	2	4	0	0	0	16	
21	Kelli Smith	g 3-6	3-6	0-0	0	2	2	3	9	1	3	0	0	28	
22	Loren Cagle	g 2-9	1-5	0-0	1	2	3	4	5	9	4	0	1	40	
05	Chandler Cooper	2-6	1-4	1-1	1	2	3	2	6	2	0	0	1	25	
11	Amber Fuqua	2-5	2-4	0-0	1	0	1	3	6	0	3	0	1	13	
25	Morgan Turner	0-0	0-0	0-0	0	0	0	0	0	0	0	0	0	4	
42	Riley Northway	2-2	0-0	0-0	0	2	2	0	4	0	0	0	0	18	
Team					3	3	6								
Totals		22-51	7-21	5-5	9	19	28	20	56	17	20	1	4	200	

FG % 1st Half: 13-23 56.5% 2nd half: 9-28 32.1% Game: 22-51 43.1% Deadball Rebounds 1,1
 3FG % 1st Half: 4-9 44.4% 2nd half: 3-12 25.0% Game: 7-21 33.3%
 FT % 1st Half: 0-0 0.0% 2nd half: 5-5 100.0 Game: 5-5 100.0

Officials: Felicia Grinter, Royce Belvins, Neonta Williams
 Technical fouls: WKU-None. Lipscomb-None.
 Attendance: 215

Score by periods	1st	2nd	3rd	4th	Total
WKU	10	16	17	21	64
Lipscomb	18	12	12	14	56

Points	In Paint	Off T/O	2nd Chance	Fast Break	Bench
WKU	20	9	10	2	16
LIP	20	9	10	2	16

Last FG - WKU 4th-03:17, LIP 4th-00:17.
 Largest lead - WKU by 9 4th-00:28, LIP by 9 2nd-02:01.
 WKU led for 18:03, LIP led for 19:22. Game was tied for 02:19.

Score tied - 4 times.
 Lead changed - 7 times.

Official Basketball Box Score -- Game Totals -- Final Statistics Belmont vs WKU 12/29/15 7:00 p.m. at Bowling Green, Ky. (E.A. Diddle Arena)

Belmont 65 • 8-5

#	Player	Total		3-Ptr		Rebounds			PF	TP	A	TO	Blk	Stl	Min
		FG-FGA	FG-FGA	FT-FTA	Off	Def	Tot								
14	THOMPSON, Lauren	f 0-1	0-0	0-0	0	2	2	0	0	0	1	1	0	16	
23	SMITH, Kylee	f 4-14	1-6	2-3	1	1	2	3	11	0	1	0	0	21	
50	McCabe, Sally	c 4-6	0-0	1-1	1	4	5	2	9	1	0	2	0	29	
12	JONES, Sierra	g 5-9	2-3	5-5	0	3	3	5	17	5	3	0	1	29	
33	MAGGARD, Darby	g 6-12	3-6	0-0	1	7	8	0	15	6	1	0	0	28	
03	JOUBRAN, Frankie	2-4	0-0	1-1	2	3	5	1	5	0	0	0	0	39	
05	BLEVINS, Madison	0-0	0-0	0-0	1	0	1	0	0	0	0	0	0	4	
15	ROSS, Sam	0-0	0-0	0-0	0	0	0	0	0	0	0	0	0	1	
22	Cohlmeier, Natalie	0-1	0-1	0-0	0	0	0	0	0	0	0	0	0	1	
24	ROY, Jenny	2-8	0-1	2-2	0	0	0	2	6	1	2	0	1	26	
30	Harmeyer, Ellie	1-1	0-0	0-0	0	1	1	1	2	0	1	0	0	6	
Team					0	0	0								
Totals		24-56	6-17	11-12	6	21	27	14	65	13	10	3	2	200	

FG % 1st Half: 13-29 44.8% 2nd half: 11-27 40.7% Game: 24-56 42.9% Deadball Rebounds 0
 3FG % 1st Half: 4-7 57.1% 2nd half: 2-10 20.0% Game: 6-17 35.3%
 FT % 1st Half: 1-1 100.0 2nd half: 10-11 90.9% Game: 11-12 91.7%

WKU 80 • 9-2

#	Player	Total		3-Ptr		Rebounds			PF	TP	A	TO	Blk	Stl	Min
		FG-FGA	FG-FGA	FT-FTA	Off	Def	Tot								
23	BROWN, Ivy	f 2-7	1-2	1-2	5	5	10	2	6	1	1	1	1	33	
33	McCLAIN, Jalyynn	f 2-4	0-0	0-0	4	2	6	2	4	0	0	0	0	18	
10	BROWN, Tashia	g 12-22	0-1	5-6	0	1	1	1	29	4	0	1	0	37	
12	NOBLE, Kendall	g 9-18	2-3	4-5	4	5	9	2	24	1	2	2	2	35	
32	SMITH, Kayla	g 0-2	0-1	0-0	1	2	3	0	0	1	0	0	0	19	
00	GOODS, Simone	1-1	0-0	0-0	0	1	1								

GAME NOTES

Official Basketball Box Score -- Game Totals -- Final Statistics

WKU vs FIU 01/07/16 7:00 p.m. at FIU Arena (Miami, Fla.)

WKU 71 • 11-2, 2-0 C-USA

#	Player	Total			3-Ptr			Rebounds			PF	TP	A	TO	Blk	Stl	Min
		FG-FGA	FG-FGA	FT-FTA	FG-FGA	FG-FGA	FT-FTA	Off	Def	Tot							
10	BROWN, Tashia	* 5-13	0-2	2-6	1	4	5	2	12	1	1	2	0	40			
12	NOBLE, Kendall	* 9-24	1-6	3-4	6	4	10	0	22	4	4	1	2	36			
23	BROWN, Ivy	* 7-10	0-0	2-3	4	5	9	2	16	2	2	1	1	36			
23	SMITH, Kayla	* 1-6	0-3	1-1	0	0	0	1	3	1	0	1	1	22			
33	McCLAIN, Jalynn	* 3-7	0-0	0-0	2	1	3	0	6	1	1	2	5	23			
00	GOODS, Simone	1-2	0-0	0-0	0	0	0	0	2	0	3	0	0	4			
02	BROWN, Taylor	2-2	0-0	0-0	0	2	2	1	4	1	1	0	0	6			
03	BOPP, Sidnee	0-0	0-0	0-0	0	0	0	0	0	0	0	0	0	2			
04	GIVENS, Dee	2-5	0-2	2-2	2	3	5	4	6	1	0	1	1	20			
20	AKPAN, Ima	0-1	0-0	0-0	2	3	5	0	0	0	0	0	0	11			
Team					2 1 3												
Totals		30-70	1-13	10-16	19	23	42	10	71	11	12	8	10	200			

FG % 1st Half: 17-33 51.5% 2nd half: 13-37 35.1% Game: 30-70 42.9% Deadball Rebounds 2
3FG % 1st Half: 1-5 20.0% 2nd half: 0-8 0.0% Game: 1-13 7.7%
FT % 1st Half: 2-3 66.7% 2nd half: 8-13 61.5% Game: 10-16 62.5%

FIU 69 • 2-11, 0-2 C-USA

#	Player	Total			3-Ptr			Rebounds			PF	TP	A	TO	Blk	Stl	Min
		FG-FGA	FG-FGA	FT-FTA	FG-FGA	FG-FGA	FT-FTA	Off	Def	Tot							
03	ALVARADO, Tiana	* 6-12	3-7	1-1	3	5	8	1	16	1	1	1	1	29			
05	SHADE, Taylor	* 5-18	1-7	2-4	2	4	6	5	13	0	4	0	1	38			
13	HEGEDUS, Janka	* 11-14	0-1	0-0	1	3	4	3	22	1	3	1	2	34			
15	HUDSON, Kristian	* 4-13	1-5	3-4	0	6	6	2	12	10	5	1	2	40			
23	TODOROVIC, Nikolina	* 1-3	1-2	1-1	1	0	1	2	4	2	0	0	0	35			
21	FEAGIN, Destini	1-2	0-0	0-0	4	5	9	4	2	2	2	0	0	24			
Team					1 2 3												
Totals		28-62	6-22	7-11	12	25	37	17	69	16	16	3	6	200			

FG % 1st Half: 15-33 45.5% 2nd half: 13-29 44.8% Game: 28-62 45.2% Deadball Rebounds 2,1
3FG % 1st Half: 4-10 40.0% 2nd half: 2-12 16.7% Game: 6-22 27.3%
FT % 1st Half: 3-4 75.0% 2nd half: 4-7 57.1% Game: 7-11 63.6%

Officials: Marla Gearhart, Marlin Ramsey, Tombi Bell

Technical fouls: WKU-None. FIU-None.

Attendance: 356

Score by periods	1st	2nd	3rd	4th	Total
WKU	21	16	13	21	71
FIU	13	24	15	17	69

	In	Off	2nd	Fast	Bench
Points	Paint	T/O	Chance	Break	
WKU	42	16	23	2	12
FIU	36	12	10	4	2

Last FG - WKU 4th-01:27, FIU 4th-00:01.
Largest lead - WKU by 10 2nd-05:38, FIU by 3 1st-09:05.
WKU led for 27:58. FIU led for 06:53. Game was tied for 05:09.

Score tied - 8 times.
Lead changed - 15 times.

Official Basketball Box Score -- Game Totals -- Final Statistics

WKU vs FAU 1/9/16 3 p.m. at FAU Arena - Boca Raton, Fla.

WKU 81 • 12-2, 3-0

#	Player	Total			3-Ptr			Rebounds			PF	TP	A	TO	Blk	Stl	Min
		FG-FGA	FG-FGA	FT-FTA	FG-FGA	FG-FGA	FT-FTA	Off	Def	Tot							
23	BROWN, Ivy	f 6-8	0-0	3-4	5	6	11	2	15	1	0	1	1	35			
10	BROWN, Tashia	g 10-22	0-2	3-4	0	1	1	1	23	3	3	1	2	40			
12	NOBLE, Kendall	g 5-14	3-4	8-8	4	3	7	2	21	2	2	0	4	36			
20	AKPAN, Ima	g 2-5	0-1	0-0	4	3	7	2	4	4	3	0	1	24			
33	McCLAIN, Jalynn	g 4-5	0-0	2-4	0	3	3	1	10	0	0	1	1	25			
00	GOODS, Simone	0-0	0-0	0-0	1	2	3	0	0	0	0	0	0	5			
02	BROWN, Taylor	0-3	0-0	0-0	2	1	3	2	0	0	0	0	1	13			
03	BOPP, Sidnee	1-3	1-3	0-0	0	0	0	0	3	0	0	0	0	5			
04	GIVENS, Dee	2-2	1-1	0-0	0	1	1	5	1	2	0	0	1	17			
Team					2 1 3												
Totals		30-62	5-11	16-20	18	21	39	11	81	11	11	4	10	200			

1st - FG %: 9-18 50.0% 2nd: 11-18 61.1% 3rd: 3-14 21.4% 4th: 7-12 58.3% Game: 30-62 48.4% Deadball Rebounds 3
3FG %: 2-3 66.7% 2-4 50.0% 0-2 0.0% 1-2 50.0% 5-11 45.5%
FT %: 3-3 100.0% 5-7 71.4% 6-6 100.0% 2-4 50.0% 16-20 80.0%

FAU 62 • 10-4, 2-1

#	Player	Total			3-Ptr			Rebounds			PF	TP	A	TO	Blk	Stl	Min
		FG-FGA	FG-FGA	FT-FTA	FG-FGA	FG-FGA	FT-FTA	Off	Def	Tot							
13	WRIGHT, Kat	f 5-9	4-6	3-4	0	3	3	3	17	0	5	0	0	35			
15	CEDENO, Sasha	f 3-6	3-5	0-0	0	2	2	0	9	1	3	2	0	16			
00	FORD, Danneal	g 2-6	1-2	0-0	0	2	2	2	5	2	3	0	1	25			
20	ROBINSON, Morgan	g 3-9	2-7	2-2	1	4	5	4	10	0	0	0	0	27			
23	GORRELL, Ali	g 3-9	1-2	5-6	4	1	5	4	12	6	2	1	1	37			
05	DOYLE, Raven	0-1	0-0	0-0	0	0	0	0	0	0	0	0	0	5			
25	DAVIS, Halee	0-0	0-0	0-0	0	0	0	0	0	0	0	0	0	2			
31	GABRIEL, Ra'Kyra	0-0	0-0	0-0	1	0	1	1	0	0	0	0	0	5			
32	KENCY, Malia	3-8	1-6	0-0	0	1	1	3	7	3	2	0	1	25			
33	ZYRYANOVA, Nika	0-0	0-0	0-0	0	0	0	0	0	0	0	1	0	3			
50	MYERS, Melinda	1-1	0-0	0-0	0	2	2	2	2	2	0	1	1	20			
Team					1 2 3												
Totals		20-49	12-28	10-12	9	15	24	19	62	12	17	4	4	200			

1st - FG %: 5-9 55.6% 2nd: 4-12 33.3% 3rd: 7-15 46.7% 4th: 4-13 30.8% Game: 20-49 40.8% Deadball Rebounds 1
3FG %: 4-4 100.0% 3-7 42.9% 4-9 44.4% 1-8 12.5% 10-12 83.3%
FT %: 3-4 75.0% 0-0 0.0% 3-4 75.0% 4-4 100.0%

Officials: Billy Smith, Angelica Suffren, Luis Gonzales

Technical fouls: WKU-None. FAU-None.

Attendance: 469

Score by periods	1st	2nd	3rd	4th	Total
WKU	23	29	12	17	81
FAU	17	11	21	13	62

	In	Off	2nd	Fast	Bench
Points	Paint	T/O	Chance	Break	
WKU	40	15	13	12	8
FAU	12	15	11	8	9

Last FG - WKU 4th-01:40, FAU 4th-02:49.
Largest lead - WKU by 25 2nd-00:53, FAU by 1 1st-07:08.
WKU led for 37:26. FAU led for 00:39. Game was tied for 01:55.

Score tied - 4 times.
Lead changed - 2 times.

Official Basketball Box Score -- Game Totals -- Final Statistics

Rice vs WKU

01/14/16 7:00 p.m. at Bowling Green, Ky. (E.A. Diddle Arena)

Rice 49 • 3-12 (2-2 C-USA)

#	Player	Total			3-Ptr			Rebounds			PF	TP	A	TO	Blk	Stl	Min
		FG-FGA	FG-FGA	FT-FTA	FG-FGA	FG-FGA	FT-FTA	Off	Def	Tot							
33	GOODWINE, Jasmine	f 3-6	0-1	0-0	1	7	8	2	6	0	1	0	0	23			
03	HAWKINS, Maya	g 2-7	0-3	0-0	1	2	3	2	4	10	6	0	1	36			
10	KNIGHT, Wendy	g 1-3	1-1	0-0	2	3	5	4	3	1	1	2	0	33			
20	RAINEY, Shani	g 4-7	1-2	6-13	0	2	2	4	15	0	5	0	1	20			
32	LANG, Alyssa	g 1-3	0-0	1-2	1	1	2	4	3	0	1	0	0	20			
05	GRIGSBY, Lauren	1-3	0-1	2-2	0	0	0	1	4	0	1	0	0	14			
11	DUCAT, Lexie	6-10	0-0	0-0	5	7	12	2	12	1	4	4	0	34			
21	STANTON, Gabrielle	1-5	0-3	0-0	0	2	2	2	2	1	2	0	0	19			
44	OBINNAH, Adaeze	0-0	0-0	0-0	0	0	0	1	0	0	0	0	0	1			
Team					3 2 5												
Totals		19-44	2-11	9-17	13	26	39	22	49	13	24	6	2	200			

FG % 1st Half: 7-19 36.8% 2nd half: 12-25 48.0% Game: 19-44 43.2% Deadball Rebounds 5,1
3FG % 1st Half: 0-3 0.0% 2nd half: 2-8 25.0% Game: 2-11 18.2%
FT % 1st Half: 5-8 62.5% 2nd half: 4-9 44.4% Game: 9-17 52.9%

WKU 52 • 13-2 (4-0 C-USA)

#	Player	Total			3-Ptr			Rebounds			PF	TP	A	TO	Blk	Stl	Min
		FG-FGA	FG-FGA	FT-FTA	FG-FGA	FG-FGA	FT-FTA	Off	Def	Tot							
23	BROWN, Ivy	f 1-8	0-2	4-5	5	2	7	4	6	0	1	1	1	19			
33	McCLAIN, Jalynn	f 1-6	0-0	0-0	5	1	6	3	2	1	0	1	0	33			
10	BROWN, Tashia	g 9-24	0-1	0-2	1	2	3	1	18	1	4	0	2	37			
12	NOBLE, Kendall	g 4-15	0-2	0-3	4	4	8	1	8	2	2	2	1	39			
23	SMITH, Kayla	g 3-9	2-5	2-2	2	1	3	2	10	1	1	0	0	30			
02	BROWN, Taylor	0-0	0-0	0-0	1	0	1	1	0	0	0	0	0	4			
04	GIVENS, Dee	3-7	1-4	1													

TV/RADIO ROSTER



#00
Simone Goods
Fr. | Forward
6-2
Omaha, Neb.




#2
Taylor Brown
Fr. | Forward
6-0
Paterson, N.J.



#3
Sidnee Bopp
Fr. | Guard
5-6
Marmaduke, Ark.



#4
Dee Givens
Fr. | Forward
6-1
Lexington, Ky.



#5
Micah Jones
Sr. | Guard
5-8
Greensburg, Ky.



#10
Tashia Brown
So. | Forward
6-1
Lake Park, Ga.



#12
Kendall Noble
R-Jr. | Guard
5-11
Hazard, Ky.



#20
Ima Akpan
Jr. | Guard
5-10
Calabar, Nigeria



#23
Ivy Brown
So. | Forward
6-1
Hodgenville, Ky.



#24
Jaycee Coe
So. | Guard
5-11
Gainesboro, Tenn.



#32
Kayla Smith
Fr. | Guard/Forward
5-11
Fayetteville, Ga.



#33
Jalynn McClain
Sr. | Forward
6-0
Jeffersonville, Ind.