

# Rice Owls

## 2015-16 Women's Basketball Game Notes

Women's Basketball SID: Kenny Bybee • E-Mail: kab10@rice.edu • Office: 713-348-8874 • Cell: 979-451-2123

### Rice Owls (3-15, 2-5 C-USA) at North Texas Mean Green (8-9, 3-4 C-USA)



Game 19 • Saturday, Jan. 30, 2016 • 2:00 p.m. (CT)  
Denton, Texas • The Super Pit (10,500)

Video: C-USA Digital Live Stats: MeanGreenSports.com

Twitter: @RiceWBBasketball, @MeanGreenWBB

Series Record: Rice leads, 4-3 (Last Meeting, W, 100-97, 1/10/16)



### Owls Return to Action vs. Mean Green

Following a six-day break, the Rice Owls return to the hardwood on Saturday (2 p.m.) for their second meeting of the season against the North Texas Mean Green. The two teams squared off against each other back on Jan. 10 in Houston with the Owls winning an epic triple overtime thriller, 100-97. That game marked the highest combined score in Rice history. On Saturday the Owls will be looking to snap a four-game losing streak while North Texas has gone 2-2 since the 3OT loss.

### Last Time Out

Middle Tennessee's Brea Edwards connected on a game-winning three-pointer with four seconds remaining to hand the Owls a heartbreaking 61-60 loss last Saturday afternoon at Tudor Fieldhouse. Rice was led by junior forward Jasmine Goodwine, who poured in a team-high 22 points to go along with four rebounds, three blocks and two steals. Junior guard Maya Hawkins helped Goodwine in the scoring column with 14 points of her own and a game-high nine assists in 39 minutes.

### North Texas Scouting Report

The Mean Green are 4-5 at home this season and is coming off a dramatic 53-51 win over UAB in which Kelsey Criner scored the game-winning layup with two seconds left in regulation. Criner, who came up one rebound shy of the program's first triple-double in the first meeting vs. Rice, is averaging a team-best 16 points per game during C-USA play while shooting 49 percent from the field.

### Goodwine Overfloweth

Over her last five games junior forward Jasmine Goodwine has raised her game to a new level offensively, averaging 16.2 points on 52 percent shooting while making 17-of-22 (77 percent) attempts from the free throw line. Last Saturday Goodwine scored 22 points vs. MT and blocked a season-high three shots.

### Shots Starting to Drop

The Owls have shot 50 percent from the field in consecutive games for the first time since the 2013-14 campaign when Rice accomplished the feat against Southern (.509, 11/21) and Michigan St. (.500, 11/23).

### What's On Deck

Following the game at North Texas the Owls finish the season by playing six of their final 10 games away from Tudor Fieldhouse, including road trips to Louisiana Tech (Feb. 4) and Southern Miss (Feb. 6).

### RICE PROJECTED STARTERS (Based Off Previous Game)



Hawkins



Knight



Rainey



Goodwine



Lang

Rice Owls	Ht.	Yr.-Exp.	Hometown	PPG	RPG	APG	FG%	3FG%	FT%	MPG
G 3 Maya Hawkins	5-6	Jr.-2L	Mansfield, Texas	10.9	2.9	3.9	.375	.306	.720	32.6
G 10 Wendy Knight	5-9	So.-1L	San Antonio, Texas	6.7	3.6	1.5	.417	.345	.913	29.6
G 20 Shani Rainey	5-10	So.-1L	Fairview, Texas	10.7	5.6	1.2	.366	.229	.508	28.9
F 33 Jasmine Goodwine	6-1	Jr.-2L	Killeen, Texas	10.3	5.0	0.8	.423	.077	.649	28.5
F 32 Alyssa Lang	6-1	Sr.-3L	Rockwall, Texas	4.5	5.5	1.0	.508	.000	.436	25.2

### 2015-16 SCHEDULE AND RESULTS

Nov. 13	at No. 17/18 Kentucky#	L, 72-39
Nov. 18	at Texas A&M-Corpus	L, 60-55
<b>Nov. 21</b>	<b>vs. No. 8/11 Texas</b>	<b>L, 70-47</b>
Nov. 25	at McNeese State	L, 61-53
<b>Nov. 28</b>	<b>vs. Harvard</b>	<b>L, 67-61</b>
Dec. 2	at No. 4/4 Baylor#	L, 89-38
<b>Dec. 5</b>	<b>vs. Houston</b>	<b>L, 62-59</b>
Dec. 17	at Sam Houston State	W, 58-46
Dec. 19	at Stephen F. Austin	L, 59-45
<b>Dec. 21</b>	<b>vs. Texas Southern</b>	<b>L, 69-66</b>
<b>Dec. 28</b>	<b>vs. Loyola (Chicago)</b>	<b>L, 57-50</b>
<b>Jan. 1</b>	<b>vs. UTEP*</b>	<b>L, 60-54</b>
<b>Jan. 3</b>	<b>vs. UTSA*</b>	<b>W, 49-48</b>
<b>Jan. 10</b>	<b>vs. North Texas*#</b>	<b>W, 100-97</b>
Jan. 14	at WKU*	L, 52-49
Jan. 16	at Marshall*	L, 81-52
<b>Jan. 21</b>	<b>vs. UAB*</b>	<b>L, 64-55</b>
<b>Jan. 23</b>	<b>vs. Middle Tennessee*</b>	<b>L, 61-60</b>
Jan. 30	at North Texas*	2 p.m.
Feb. 4	at Louisiana Tech*	6:30 p.m.
Feb. 6	at Southern Miss*	4 p.m.
<b>Feb. 11</b>	<b>vs. Charlotte*</b>	<b>7 p.m.</b>
<b>Feb. 13</b>	<b>vs. Old Dominion*</b>	<b>2 p.m.</b>
Feb. 18	at Florida Atlantic*	6 p.m.
Feb. 20	at FIU*#	11 a.m.
<b>Feb. 25</b>	<b>vs. Southern Miss*</b>	<b>7 p.m.</b>
<b>Feb. 27</b>	<b>vs. Louisiana Tech*</b>	<b>2 p.m.</b>
Mar. 3	at Charlotte*	6 p.m.
Mar. 5	at Old Dominion*	12 p.m.

Mar. 8-12 C-USA Championship^

\*- C-USA Conference Game

#- Televised Game

^- C-USA Tournament (Birmingham, Alabama)

All Times Central

### Quick Facts

Location	Houston, Texas
Founded	1891
Enrollment	6,628
Nickname	Owls
Conference	Conference USA
President	David W. Leebron
Athletic Director	Joe Karlgaard
Home Facility	Tudor Fieldhouse (5,750)
Head Coach	Tina Langley (West Alabama, '96)
Record at Rice	3-15



Follow us on Twitter  
twitter.com/RiceWBBasketball



Like us on Facebook  
facebook.com/RiceWBBasketball



Follow us on Instagram  
instagram.com/RiceWBBasketball

**PRONUNCIATION GUIDE**

Shani Rainey	SHAWN-ee
Lexie Ducat	Doo-kay
Jasmine Goodwine	Good-WINE (drink)
Adaeze Obinnah	Uh-Daze-A, O-ba-nuh
Nicole Iademarco	I-da-Marco

**2015-16 CONFERENCE USA STANDINGS (1/28)**

School	Overall	C-USA
UTEP (RV)	16-1	7-0
WKU (RV)	16-2	7-0
Middle Tennessee	11-7	5-2
Louisiana Tech	9-8	4-2
Southern Miss	10-7	3-3
Marshall	13-5	3-4
Florida Atlantic	11-7	3-4
Charlotte	10-8	3-4
UAB	10-8	3-4
North Texas	8-9	3-4
Old Dominion	7-12	3-4
UTSA	6-11	2-5
<b>Rice</b>	<b>3-15</b>	<b>2-5</b>
FIU	2-16	0-7

Ranks (C-USA Games Only)	Rank	Rice
Scoring Offense	11	59.9
Scoring Defense	8	66.1
Scoring Margin	13	-6.3
FT Percentage	12	.614
FG Percentage	8	.412
FG Percentage Defense	6	.403
3-Point FG Percentage	t-11	.266
3-Point FG Made	t-10	4.1
3-Point FG Defense	13	.362
Rebounding Offense	10	34.3
Rebounding Defense	10	38.0
Rebound Margin	12	-3.7
Blocks	9	3.1
Assists	5	13.0
Steals	8	6.9
Turnover Margin	8	-1.8
Ast/Turnover Ratio	8	0.7

C-USA Ranks (Overall)	Rank	Rice
Scoring Offense	14	55.0
Scoring Defense	11	65.3
Scoring Margin	13	-10.3
FT Percentage	14	.593
FG Percentage	14	.378
FG Percentage Defense	12	.412
3-Point FG Percentage	12	.280
3-Point FG Made	8	5.1
3-Point FG Defense	13	.338
Rebounding Offense	13	34.9
Rebounding Defense	10	38.4
Rebound Margin	12	-3.4
Blocks	t-9	3.0
Assists	10	12.0
Steals	12	6.0
Turnover Margin	14	-4.1
Ast/Turnover Ratio	12	0.6

**Lang Nominated for WBCA Good Works Team**

Rice senior forward Alyssa Lang has been nominated for the Allstate WBCA Good Works Team, the Women's Basketball Coaches Association and Allstate Insurance Agency announced Wednesday. In its fourth year, the Allstate WBCA and NABC Good Works Teams® recognize players at all levels of college basketball who have made outstanding contributions in the areas of volunteerism and civic involvement. Lang is an active leader in FCA, volunteers at the Nehemiah Center, and also spends time at the Texas Children's Hospital interacting with children.

**New Faces All Around**

In addition to the new coaching staff, the Rice roster also features five new faces, including four true freshmen (Lexie Ducat, Lauren Grigsby, Gabrielle Stanton, Jazz Taylor). Arizona St. transfer Nicole Iademarco (redshirt freshman) is another new addition and will sit out the 2015-16 campaign. In total, the roster is comprised of eight underclassmen.

**Langley Announces Signing of Two Future Owls**

Rice women's basketball head coach Tina Langley announced the signing of two student-athletes to National Letters of Intent on Nov. 11. Tayler Bennett (Long Beach, Calif./St. Anthony High School) and Kendall Ellig (Argyle, Texas/Liberty Christian School) are set to enroll in school and join the Owls in 2016-17.

"We are very excited to welcome Tayler Bennett and Kendall Ellig to Rice University and our basketball program," Rice head coach Tina Langley said. "Tayler and Kendall are exceptional student-athletes. They are from wonderful families that have instilled the character and work ethic necessary to be successful at the highest level."

"Tayler and Kendall are winners on and off the court. They both come from power high school and AAU programs, and understand what it takes to win championships. From a basketball standpoint, both are very skilled scorers that have the ability to play multiple positions, which is important for the style of play we intend to implement."

Bennett averaged 13.4 points per game as a junior for head coach James Anderson at St. Anthony HS in Long Beach, Calif. A two-time All-Santa Cruz League selection, Bennett was named to the All-State Team in 2014-15 and was also the Santa Cruz League MVP.

Last year Bennett also earned All-Del Rey League honors and is a two-time Press Telegram Dream Team selection. In 2014-15, Bennett was named to the Second Team All CIF and was a CIF Southern Section Champion for Character Award honoree. Bennett also played for the nationally respected Nike sponsored Cal Sparks AAU program and head coach Elbert Kennebrew.

Ellig is coming off a stellar 2014-15 campaign under head coach Ken Burroughs at Liberty Christian School leading the Warriors to a 39-2 record and a State Championship (TAPPS 6A-1). During her junior season, Ellig averaged 13.0 points per game and 9.5 rebounds per game. Ellig was an All-State and All-District selection in 2015 and has been a standout in jumps (triple jump, long jump, high jump) in track and field, winning the individual state title in the triple jump last season.

# Tina Langley

## Head Coach (First Season at Rice)

Tina Langley, who helped develop Maryland into a Final Four program over the past seven seasons, was named the fifth head coach in Rice University women's basketball history, director of athletics Joe Karlgaard announced on April 7, 2015.

"Tina Langley is a winner," Karlgaard said. "She's an enthusiastic, demanding, and caring coach who develops young women into great players, students, and citizens. I'm ecstatic that she's agreed to lead our women's basketball program."

Langley spent the last seven seasons serving as Maryland's associate head coach, compiling a 195-49 record during that time. The Terrapins are coming off a 2014-15 campaign in which Langley helped guide the team to their second consecutive Final Four appearance and a 34-3 record, climbing as high No. 3 in the USA Today Coaches Poll.

"First and foremost I would like to thank President David Leebron, Dr. Joe Karlgaard, and Stacy Mosely for giving me this opportunity," Langley said. "Throughout the interview process, it was clear to me that this administration is passionate about helping the women's basketball program succeed at the highest level. I am also grateful to Coach Mike Rhoades for making time to share his vision for Rice basketball. I am excited for what the future holds at Rice."

Maryland went 18-0 in league play in their first year in the Big Ten to win the regular season title and followed with a conference tournament title. The Terrapins set a school record by winning 28-straight games and the 34 overall victories tied for the most in school history.

As head coach Brenda Frese's top assistant, Langley's responsibilities included coordinating the Terps' recruiting efforts, assisting in player development, scouting, and on-court coaching.

"This is a terrific move by Rice," Frese said. "Tina is a star in this business. I know from firsthand experience that Tina will bring a work ethic and passion that is second to none. During Tina's time at Maryland we won championships, made Final Fours and helped a lot of players achieve their dreams athletically, socially and academically. She made a huge impact on our program. I can't thank her enough for what she has meant to our team and personally to our family."

In 17 years on the sidelines, Langley has coached 34 All-Conference players, led her teams to 11

postseason appearances (11 conference championships in Big Ten, ACC and MAC), and has developed 14 professional players, including six WNBA draft picks. She's helped to bring in nine ranked recruiting classes among her stops and three have been ranked as top-10 classes.

Prior to arriving in College Park in 2008, Langley served as assistant coach and recruiting coordinator at both Georgia (2005) and Clemson (2003-05).

While at Clemson, Langley worked under legendary head coach Jim Davis. In her two years with the Tigers, the team advanced to the 2004 Women's Basketball Invitational (WNIT) while also orchestrating a Clemson-record six-signee class, which was ranked in the top 30 nationally in her first season.

Langley spent five seasons at the University of Toledo (1998-03). She began her coaching career with the Rockets as a graduate assistant coach in 1998-99, before moving up to recruiting coordinator and then associate head coach during the 2002-03 campaign. She helped the Rockets reach the postseason three times, including two NCAA Tournament appearances. During her tenure, Toledo also won three Mid-American Conference regular season titles (1999, 2001 and 2003) and two conference tournament crowns (1999 and 2001).

Langley played basketball and volleyball collegiately for two seasons at Belvill State Junior College before transferring to the University of West Alabama, where she lettered twice in basketball. She graduated from UWA with a degree in special education in 1996, and earned her first master's degree in Recreation and Leisure with an emphasis in recreation administration from the University of Toledo. Langley would later earn a master of arts in community counseling at the University of Alabama in 2008.

"Rice University has a rich tradition of excellence in the classroom and in athletics," Langley said. "There are only a handful of universities that afford student-athletes the opportunity to excel in both areas at the national level. That is what makes Rice such a special place. I feel fortunate that I can walk into the home of a high school student and promise her and her parents that their academic goals will be valued every bit as much as their basketball goals, and that both can be achieved at the highest level at Rice."



### Langley Quick Facts

Alma Mater: West Alabama '96  
Record at Rice: 3-15 (1st year)  
Overall Record: 3-15 (1st year)

### Langley Timeline

<u>Years</u>	<u>Team</u>
<b>(Student Athlete)</b>	
1992-94	Beville State CC- basketball/volleyball
1994-96	West Alabama- basketball
<b>(Coach)</b>	
1997-98	Walker HS (Alabama)- Head Coach
1998-99	Toledo- Graduate Assistant
1999-02	Toledo- Assistant Coach
2002-03	Toledo- Associate Head Coach
2003-05	Clemson- Asst. Coach/Recruiting Coordinator
2005	Georgia- Asst. Coach/Recruiting Coordinator
2008-15	Maryland- Asst.
2015-P	Rice-Head Coach



**Number of Times Leading Team in**

2015-16 Season					
	Pts	Reb	Ast	Blk	Stl
Brown, Courtney					
Ducat, Lexie	1	1	1		
Goodwine, Jasmine	5	5	1	5	1
Grigsby, Lauren	2	4	2	6	
Gumbs, Elena					1
Hawkins, Maya	5	1	13		6
Knight, Wendy	2	3	5	5	
Lang, Alyssa	1	6	1	3	2
Obinnah, Adaeze			6		
Palmer, Megan		1	2		
Rainey, Shani	7	9	2	2	8
Stanton, Gabrielle					1

**Number of Times Recording**

2015-16 Season	Number of Times Recording							
	Points 10+	20+	30+	Reb 10+	Ast 5+	Blk 2+	Stl 3+	Dbl Dbl
Brown, Courtney								
Ducat, Lexie	1			1		1		1
Goodwine, Jasmine	7	3		1		4		
Grigsby, Lauren					2		1	
Gumbs, Elena								
Hawkins, Maya	8	3			7		2	
Knight, Wendy	5					1	1	
Lang, Alyssa				4		1	1	
Obinnah, Adaeze						2		
Palmer, Megan						1		
Rainey, Shani	8	2		3		1	2	3
Stanton, Gabrielle	1							

**Career**

Brown, Courtney								
Ducat, Lexie	1			1		1		1
Goodwine, Jasmine	28	6		2		11		1
Grigsby, Lauren					2			
Gumbs, Elena	2			1		2	1	
Hawkins, Maya	18	6		1	12		6	1
Knight, Wendy	5					2	1	
Lang, Alyssa	4			4	2	2	1	
Obinnah, Adaeze				1		4		
Palmer, Megan	18	2		4		7		2
Rainey, Shani	13	4		3	1	1	6	3
Stanton, Gabrielle	1							

**Rice's Record When....**

Overall	3-15
Home	2-8
Road	1-7
Neutral	0-0
Ranked Teams	0-3
Day Games	2-5
Night Games	1-9
Leading at half	2-4
Trailing at half	1-11
Tied at half	0-0
Leading with 5:00 left	2-3
Trailing with 5:00 left	1-12
Tied with 5:00 left	0-0
Overtime	2-1
Five points or less	2-5
One-Possession Games (at end reg.)	2-5
More Turnovers	1-11
Fewer Turnovers	1-3
Tied Turnovers	1-1
More Rebounds	2-6
Fewer Rebounds	0-9
Tied Rebounds	1-0
Scores 49 or fewer	1-5
Scores between 50-59	1-7
Scores between 60-69	0-3
Scores between 70-79	0-0
Scores 80+	1-0
Allows 49 or fewer	1-1
Allows between 50-59	0-3
Allows between 60-69	0-8
Allows between 70-79	0-2
Allows 80+	1-2
FG Pct. 29.9 or less	0-3
FG Pct. 30.0-39.9	1-6
FG Pct. 40.0-49.9	2-4
FG Pct. 50.0+	0-2
Opp. FG Pct. 29.9 or less	0-1
Opp. FG Pct. 30.0-39.9	2-5
Opp. FG Pct. 40.0-49.9	1-6
Opp. FG Pct. 50.0+	0-3
Rice bench outscores opp. bench	1-4
Opp. bench outscores Rice bench	2-11
Bench scoring equal	0-0
Largest lead 10 or greater	1-0
Largest deficit 10 or greater	0-12
Monday	0-2
Tuesday	0-0
Wednesday	0-3
Thursday	1-2
Friday	0-2
Saturday	0-6
Sunday	2-0
November	0-5
December	1-5
January	2-5
February	0-0
March	0-0
In Texas	3-11
Against Texas Schools	3-7
Second Meeting of Season	0-0
On Television	1-3



## 2015-16 SEASON STATS - RICE GAME HIGHS

Opponent	Date	Score	Points	Rebounds	Assists	Steals	Blocked shots
at Kentucky	11/13/15	39-72	12-RAINEY, Shani	5-RAINEY, Shani	3-GOODWINE, Jasmi	3-HAWKINS, Maya	2-OBINNAH, Adaeze
at Texas A&M-Corpus Christ	11/18/15	55-60	12-GOODWINE, Jasm	7-GOODWINE, Jasmi	5-HAWKINS, Maya GRIGSBY, Lauren	2-RAINEY, Shani LANG, Alyssa	None
TEXAS	11/21/15	47-70	20-RAINEY, Shani	5-HAWKINS, Maya RAINEY, Shani	3-HAWKINS, Maya	2-KNIGHT, Wendy	1-OBINNAH, Adaeze KNIGHT, Wendy RAINEY, Shani GRIGSBY, Lauren
at McNeese	11/25/15	53-61	17-RAINEY, Shani	11-RAINEY, Shani	3-KNIGHT, Wendy	1-GUMBS, Elena GRIGSBY, Lauren HAWKINS, Maya	2-RAINEY, Shani
HARVARD	11/28/15	61-67	22-GOODWINE, Jasm	7-GOODWINE, Jasmi RAINEY, Shani	3-RAINEY, Shani HAWKINS, Maya	3-RAINEY, Shani	1-OBINNAH, Adaeze LANG, Alyssa KNIGHT, Wendy
at Baylor	12/02/15	38-89	12-GOODWINE, Jasm	4-RAINEY, Shani GRIGSBY, Lauren	2-HAWKINS, Maya DUCAT, Lexie GRIGSBY, Lauren RAINEY, Shani	1-STANTON, Gabriell GRIGSBY, Lauren	1-PALMER, Megan GRIGSBY, Lauren
HOUSTON	12/05/15	59-62	21-HAWKINS, Maya	8-RAINEY, Shani	2-GRIGSBY, Lauren PALMER, Megan	3-GRIGSBY, Lauren	1-OBINNAH, Adaeze
at Sam Houston State	12/17/15	58-46	20-HAWKINS, Maya	12-LANG, Alyssa	6-HAWKINS, Maya GRIGSBY, Lauren	4-HAWKINS, Maya	1-GOODWINE, Jasmi LANG, Alyssa
at Stephen F. Austin	12/19/15	45-59	9-LANG, Alyssa	11-LANG, Alyssa	3-HAWKINS, Maya	4-LANG, Alyssa	1-KNIGHT, Wendy
TEXAS SOUTHERN	12/21/15	66-69	21-RAINEY, Shani	12-LANG, Alyssa	7-HAWKINS, Maya	2-RAINEY, Shani	1-KNIGHT, Wendy
LOYOLA CHICAGO	12/28/15	50-57	15-RAINEY, Shani	11-GOODWINE, Jasm RAINEY, Shani	4-LANG, Alyssa	2-KNIGHT, Wendy	2-OBINNAH, Adaeze PALMER, Megan GOODWINE, Jasmi
UTEP	1/1/16	54-60	16-HAWKINS, Maya	8-RAINEY, Shani	3-KNIGHT, Wendy HAWKINS, Maya	3-RAINEY, Shani	1-OBINNAH, Adaeze
UTSA	1/3/16	49-48	12-HAWKINS, Maya	12-LANG, Alyssa	5-HAWKINS, Maya	2-RAINEY, Shani KNIGHT, Wendy HAWKINS, Maya	2-LANG, Alyssa
NORTH TEXAS	1/10/16	100-97	27-HAWKINS, Maya	8-LANG, Alyssa KNIGHT, Wendy GOODWINE, Jasmi	7-HAWKINS, Maya	2-HAWKINS, Maya GRIGSBY, Lauren RAINEY, Shani	2-GOODWINE, Jasmi
at WKU	01/14/16	49-52	15-RAINEY, Shani	12-DUCAT, Lexie	10-HAWKINS, Maya	1-RAINEY, Shani HAWKINS, Maya	4-DUCAT, Lexie
at Marshall	1/16/16	52-81	13-RAINEY, Shani	4-RAINEY, Shani GRIGSBY, Lauren	3-HAWKINS, Maya	2-GRIGSBY, Lauren RAINEY, Shani	2-GOODWINE, Jasmi
UAB	1/21/16	55-64	16-GOODWINE, Jasm	7-GOODWINE, Jasmi	3-HAWKINS, Maya KNIGHT, Wendy	1-KNIGHT, Wendy GOODWINE, Jasmi GRIGSBY, Lauren	1-KNIGHT, Wendy
MIDDLE TENNESSEE	1/23/16	60-61	22-GOODWINE, Jasm	5-KNIGHT, Wendy LANG, Alyssa	9-HAWKINS, Maya	3-KNIGHT, Wendy	3-GOODWINE, Jasmi

**THE LAST TIME RICE...****Scored 100 or more points**

**Rice:** 100, 1/10/16, vs. North Texas, W, 100-97 (3OT)  
**Opp.:** 101, 11/15/12, at No. 24 Tennessee, L, 48-101

**Scored 90 or more points**

**Rice:** 100, 1/10/16, vs. North Texas, W, 100-97 (3OT)  
**Opp.:** 97, 1/10/16, vs. North Texas, W, 100-97 (3OT)

**Scored 50 or fewer points**

**Rice:** 49, 1/14/16, at WKU, L, 52-49  
**Opp.:** 48, 1/3/16, vs. UTSA, W, 49-48

**Played a Top 25 team (AP)**

12/2/2015, at No. 4/4 Baylor, L, 89-38

**Beat a Top 25 team (AP)**

12/1/2006, No. 10 Texas A&M, W, 79-66

**Played an overtime game**

1/10/16, vs. North Texas, W, 100-97 (3OT)

**Won an overtime game**

1/10/16, vs. North Texas, W, 100-97 (3OT)

**Played a double-overtime game**

1/10/16, vs. North Texas, W, 100-97 (3OT)

**Played a triple overtime game**

1/10/16, vs. North Texas, W, 100-97 (3OT)

**Came back from 10+ points to win**

11 points (17-6), 11/11/2013, Texas Southern, W, 61-54

**Shot 50.0% or better**

**Rice:** 51.1%, 1/23/16, vs. Middle Tennessee, L, 61-60  
**Opp.:** 50.0%, 1/21/16, vs. UAB, L, 64-55

**Made 0 3FG**

**Rice:** 0-10, 11/28/14, vs. Alcorn St., W, 61-33  
**Opp.:** 0-2, 1/1/2013, at No. 24 Texas A&M, L, 57-80

**THE LAST TIME A RICE PLAYER...****Had 20 or more points**

22, Jasmine Goodwine, 1/23/16, vs. Middle Tennessee, L, 61-60

**Had 30 or more points**

30, Christal Porter, 3/7/15, vs. UTEP, W, 79-62

**Had 15 or more rebounds**

19, Christal Porter, 3/7/15, vs. UTEP, W, 79-62

**Had 20 or more rebounds**

21, Jessica Kuster, 11/21/2013, vs. Southern, W, 77-64

**Had 10 or more assists**

10, Maya Hawkins, 1/14/16, at WKU, L, 52-49

**Had 5 or more blocks**

5, Jessica Kuster, 12/30/11, at UTSA, W, 71-46

**Two players with double-doubles**

28 pts, 14 reb, Jessica Kuster; 12 pts, 11 reb, Christal Porter;  
 3/1/14, vs. UTEP, L, 72-57

**Four players with 10+ points**

30, Christal Porter; 12, Jasmine Goodwine; 11, Shani Rainey;  
 10, Nakachi Maduka, 3/7/15, vs. UTEP, W, 79-62

**Two players with 20+ points**

27, Maya Hawkins/25, Jasmine Goodwine; 1/10/2016,  
 vs. North Texas, W, 100-97



2015-16 SEASON STATS - ALL GAMES

RECORD:	OVERALL	HOME	AWAY	NEUTRAL
ALL GAMES	3-15	2-8	1-7	0-0
CONFERENCE	2-5	2-3	0-2	0-0
NON-CONFERENCE	1-10	0-5	1-5	0-0

#	Player	gp-gs	min	avg	Total		3-Point		F-Throw		Rebounds				pf	dq	a	to	blk	stl	pts	avg		
					fg-fga	fg%	3fg-fga	3fg%	ft-fa	ft%	off	def	tot	avg										
03	HAWKINS, Maya	18-18	586	32.6	72-192	.375	34-111	.306	18-25	.720	9	44	53	2.9	48	2	71	78	0	20	196	10.9		
20	RAINEY, Shani	18-18	521	28.9	59-161	.366	11-48	.229	63-124	.508	42	59	101	5.6	61	4	23	65	4	22	192	10.7		
33	GOODWINE, Jasmine	18-18	513	28.5	74-175	.423	1-13	.077	37-57	.649	28	62	90	5.0	46	0	15	31	12	9	186	10.3		
10	KNIGHT, Wendy	18-16	532	29.6	40-96	.417	19-55	.345	21-23	.913	18	47	65	3.6	28	0	27	26	10	19	120	6.7		
32	LANG, Alyssa	17-8	428	25.2	30-59	.508	0-0	.000	17-39	.436	23	71	94	5.5	49	0	18	17	6	9	77	4.5		
21	STANTON, Gabrielle	17-0	234	13.8	25-80	.313	16-55	.291	9-16	.563	2	10	12	0.7	16	0	12	29	0	6	75	4.4		
05	GRIGSBY, Lauren	18-0	323	17.9	21-78	.269	10-30	.333	12-17	.706	7	32	39	2.2	29	0	27	42	4	15	64	3.6		
11	DUCAT, Lexie	18-0	234	13.0	17-45	.378	0-3	.000	7-12	.583	20	24	44	2.4	33	0	12	23	6	2	41	2.3		
40	PALMER, Megan	11-2	121	11.0	6-22	.273	0-4	.000	8-10	.800	8	11	19	1.7	9	0	5	7	3	0	20	1.8		
44	OBINNAH, Adaeze	18-10	159	8.8	7-12	.583	0-0	.000	3-6	.500	10	16	26	1.4	22	0	3	11	8	3	17	0.9		
24	GUMBS, Elena	5-0	23	4.6	1-3	.333	0-1	.000	0-0	.000	0	1	1	0.2	1	0	2	2	0	1	2	0.4		
25	BROWN, Courtney	8-0	58	7.3	0-8	.000	0-5	.000	0-0	.000	5	10	15	1.9	8	0	1	5	1	2	0	0.0		
Team											36	34	70											
Total.....		18	3732	352-931		.378	91-325	.280	195-329	.593	208	421	629	34.9	350	6	216	347	54	108	990	55.0		
Opponents.....		18	3717	442-1074		.412	96-284	.338	195-298	.654	262	429	691	38.4	351	-	217	273	45	144	1175	65.3		

TEAM STATISTICS	RICE	OPP	Date	Opponent	Score	Att.
SCORING	990	1175	11/13/15	at Kentucky	L 39-72	4907
Points per game	55.0	65.3	11/18/15	at Texas A&M-Corpus Christi	L 55-60	617
Scoring margin	-10.3	-	11/21/15	TEXAS	L 47-70	1081
FIELD GOALS-ATT	352-931	442-1074	11/25/15	at McNeese	L 53-61	381
Field goal pct	.378	.412	11/28/15	HARVARD	L 61-67	592
3 POINT FG-ATT	91-325	96-284	12/02/15	at Baylor	L 38-89	5615
3-point FG pct	.280	.338	12/05/15	HOUSTON	L 59-62	684
3-pt FG made per game	5.1	5.3	12/17/15	at Sam Houston State	W 58-46	719
FREE THROWS-ATT	195-329	195-298	12/19/15	at Stephen F. Austin	L 45-59	311
Free throw pct	.593	.654	12/21/15	TEXAS SOUTHERN	Lot 66-69	392
F-Throws made per game	10.8	10.8	12/28/15	LOYOLA CHICAGO	L 50-57	541
REBOUNDS	629	691	* 1/1/16	UTEP	L 54-60	508
Rebounds per game	34.9	38.4	* 1/3/16	UTSA	Wot 49-48	583
Rebounding margin	-3.4	-	* 1/10/16	NORTH TEXAS	Wo3 100-97	726
ASSISTS	216	217	* 01/14/16	at WKU	L 49-52	937
Assists per game	12.0	12.1	* 1/16/16	at Marshall	L 52-81	414
TURNOVERS	347	273	* 1/21/16	UAB	L 55-64	305
Turnovers per game	19.3	15.2	* 1/23/16	MIDDLE TENNESSEE	L 60-61	549
Turnover margin	-4.1	-	* = Conference game			
Assist/turnover ratio	0.6	0.8				
STEALS	108	144				
Steals per game	6.0	8.0				
BLOCKS	54	45				
Blocks per game	3.0	2.5				
ATTENDANCE	5961	13901				
Home games-Avg/Game	10-596	8-1738				
Neutral site-Avg/Game	-	0-0				

Score by Periods	1st	2nd	3rd	4th	OT	OT2	OT3	Totals
RICE	223	205	248	262	23	12	17	990
Opponents	273	251	274	326	25	12	14	1175



2015-16 C-USA SEASON STATS

RECORD:	OVERALL	HOME	AWAY	NEUTRAL
ALL GAMES	2-5	2-3	0-2	0-0
CONFERENCE	2-5	2-3	0-2	0-0
NON-CONFERENCE	0-0	0-0	0-0	0-0

##	Player	gp-gs	min	avg	Total		3-Point		F-Throw		Rebounds				pf	dq	a	to	blk	stl	pts	avg			
					fg-fga	fg%	3fg-fga	3fg%	ft-fga	ft%	off	def	tot	avg											
33	GOODWINE, Jasmine	7-7	212	30.3	36-78	.462	0-4	.000	19-26	.731	11	23	34	4.9	12	0	6	10	8	5	91	13.0			
03	HAWKINS, Maya	7-7	268	38.3	33-85	.388	12-44	.273	12-16	.750	6	20	26	3.7	16	1	40	36	0	7	90	12.9			
10	KNIGHT, Wendy	7-7	262	37.4	21-39	.538	10-21	.476	13-14	.929	8	25	33	4.7	15	0	14	10	4	10	65	9.3			
20	RAINEY, Shani	7-7	197	28.1	21-61	.344	1-14	.071	19-45	.422	15	12	27	3.9	29	3	8	23	1	11	62	8.9			
32	LANG, Alyssa	7-7	219	31.3	16-29	.552	0-0	.000	12-21	.571	10	30	40	5.7	21	0	7	8	3	1	44	6.3			
11	DUCAT, Lexie	7-0	117	16.7	12-26	.462	0-1	.000	0-0	.000	8	16	24	3.4	18	0	5	13	5	1	24	3.4			
05	GRIGSBY, Lauren	7-0	114	16.3	6-30	.200	3-13	.231	8-12	.667	4	10	14	2.0	12	0	6	13	0	7	23	3.3			
21	STANTON, Gabrielle	6-0	66	11.0	6-17	.353	3-10	.300	3-6	.500	0	4	4	0.7	4	0	4	8	0	3	18	3.0			
40	PALMER, Megan	2-0	7	3.5	1-2	.500	0-1	.000	0-0	.000	0	1	1	0.5	1	0	0	0	0	0	2	1.0			
24	GUMBS, Elena	1-0	4	4.0	0-1	.000	0-1	.000	0-0	.000	0	0	0	0.0	0	0	0	0	0	0	0	0.0			
44	OBINNAH, Adaeze	7-0	22	3.1	0-0	.000	0-0	.000	0-0	.000	0	3	3	0.4	4	0	0	2	1	1	0	0.0			
25	BROWN, Courtney	3-0	18	6.0	0-1	.000	0-0	.000	0-0	.000	2	2	4	1.3	2	0	1	2	0	2	0	0.0			
Team											14	16	30												5
Total.....		7	1506		152-369	.412	29-109	.266	86-140	.614	78	162	240	34.3	134	4	91	130	22	48	419	59.9			
Opponents.....		7	1490		168-417	.403	46-127	.362	81-115	.704	102	164	266	38.0	140	-	77	117	21	54	463	66.1			

TEAM STATISTICS	RICE	OPP	Date	Opponent	Score	Att.
SCORING	419	463	* 1/1/16	UTEP	L 54-60	508
Points per game	59.9	66.1	* 1/3/16	UTSA	Wot 49-48	583
Scoring margin	-6.3	-	* 1/10/16	NORTH TEXAS	Wo3 100-97	726
FIELD GOALS-ATT	152-369	168-417	* 01/14/16	at WKU	L 49-52	937
Field goal pct	.412	.403	* 1/16/16	at Marshall	L 52-81	414
3 POINT FG-ATT	29-109	46-127	* 1/21/16	UAB	L 55-64	305
3-point FG pct	.266	.362	* 1/23/16	MIDDLE TENNESSEE	L 60-61	549
3-pt FG made per game	4.1	6.6	* = Conference game			
FREE THROWS-ATT	86-140	81-115				
Free throw pct	.614	.704				
F-Throws made per game	12.3	11.6				
REBOUNDS	240	266				
Rebounds per game	34.3	38.0				
Rebounding margin	-3.7	-				
ASSISTS	91	77				
Assists per game	13.0	11.0				
TURNOVERS	130	117				
Turnovers per game	18.6	16.7				
Turnover margin	-1.9	-				
Assist/turnover ratio	0.7	0.7				
STEALS	48	54				
Steals per game	6.9	7.7				
BLOCKS	22	21				
Blocks per game	3.1	3.0				
ATTENDANCE	2671	1351				
Home games-Avg/Game	5-534	2-676				
Neutral site-Avg/Game	-	0-0				

Score by Periods	1st	2nd	3rd	4th	OT	OT2	OT3	Totals
RICE	90	64	115	105	16	12	17	419
Opponents	113	93	95	121	15	12	14	463





## Rice Team Game Highs

POINTS	100	NORTH TEXAS (1/10/16)
	66	TEXAS SOUTHERN (12/21/15)
	61	HARVARD (11/28/15)
	60	MIDDLE TENNESSEE (1/23/16)
	59	HOUSTON (12/05/15)
FIELD GOALS MADE	32	NORTH TEXAS (1/10/16)
	25	TEXAS SOUTHERN (12/21/15)
FIELD GOAL ATTEMPTS	77	NORTH TEXAS (1/10/16)
	64	TEXAS SOUTHERN (12/21/15)
FIELD GOAL PERCENTAGE	.511 (24-47)	MIDDLE TENNESSEE (1/23/16)
	.500 (23-46)	UAB (1/21/16)
3 PT FIELD GOALS MADE	9	NORTH TEXAS (1/10/16)
	8	TEXAS SOUTHERN (12/21/15)
3 PT FG ATTEMPTS	30	NORTH TEXAS (1/10/16)
	28	TEXAS SOUTHERN (12/21/15)
3 PT FG PERCENTAGE	.412 (7-17)	at Texas A&M-Corpus Christi (11/18/15)
	.375 (6-16)	at Sam Houston State (12/17/15)
FREE THROWS MADE	27	NORTH TEXAS (1/10/16)
	16	at Stephen F. Austin (12/19/15)
	16	HOUSTON (12/05/15)
FREE THROW ATTEMPTS	44	NORTH TEXAS (1/10/16)
	28	at Stephen F. Austin (12/19/15)
FREE THROW PERCENTAGE	.789 (15-19)	UTEP (1/1/16)
	.769 (10-13)	at Sam Houston State (12/17/15)
REBOUNDS	55	at McNeese (11/25/15)
	47	NORTH TEXAS (1/10/16)
ASSISTS	18	at Sam Houston State (12/17/15)
	17	MIDDLE TENNESSEE (1/23/16)
	17	NORTH TEXAS (1/10/16)
STEALS	10	HOUSTON (12/05/15)
	9	MIDDLE TENNESSEE (1/23/16)
	9	NORTH TEXAS (1/10/16)
	9	UTSA (1/3/16)
	9	UTEP (1/1/16)
BLOCKED SHOTS	9	LOYOLA CHICAGO (12/28/15)
	7	at McNeese (11/25/15)
TURNOVERS	29	at McNeese (11/25/15)
	24	at WKU (01/14/16)
	24	LOYOLA CHICAGO (12/28/15)
FOULS	27	at McNeese (11/25/15)
	25	at Baylor (12/02/15)

## Opponent Team Game Highs

POINTS	97	NORTH TEXAS (1/10/16)
	89	at Baylor (12/02/15)
	81	at Marshall (1/16/16)
	72	at Kentucky (11/13/15)
	70	TEXAS (11/21/15)
FIELD GOALS MADE	36	NORTH TEXAS (1/10/16)
	34	at Baylor (12/02/15)
FIELD GOAL ATTEMPTS	75	NORTH TEXAS (1/10/16)
	75	at Baylor (12/02/15)
FIELD GOAL PERCENTAGE	.519 (27-52)	at Marshall (1/16/16)
	.500 (29-58)	at Kentucky (11/13/15)
	.500 (25-50)	UAB (1/21/16)
3 PT FIELD GOALS MADE	10	at Marshall (1/16/16)
	9	UAB (1/21/16)
	9	at Texas A&M-Corpus Christi (11/18/15)
3 PT FG ATTEMPTS	23	HOUSTON (12/05/15)
	22	at Marshall (1/16/16)
3 PT FG PERCENTAGE	.500 (7-14)	at Kentucky (11/13/15)
	.474 (9-19)	UAB (1/21/16)
FREE THROWS MADE	19	MIDDLE TENNESSEE (1/23/16)
	19	at Baylor (12/02/15)
FREE THROW ATTEMPTS	28	at Baylor (12/02/15)
	24	MIDDLE TENNESSEE (1/23/16)
	24	at Marshall (1/16/16)
FREE THROW PERCENTAGE	.867 (13-15)	TEXAS (11/21/15)
	.833 (5-6)	UTSA (1/3/16)
REBOUNDS	57	at Baylor (12/02/15)
	47	NORTH TEXAS (1/10/16)
ASSISTS	23	at Baylor (12/02/15)
	17	at Marshall (1/16/16)
	17	NORTH TEXAS (1/10/16)
STEALS	14	at Stephen F. Austin (12/19/15)
	11	MIDDLE TENNESSEE (1/23/16)
BLOCKED SHOTS	6	at Kentucky (11/13/15)
	5	UTSA (1/3/16)
	5	TEXAS SOUTHERN (12/21/15)
TURNOVERS	22	at Kentucky (11/13/15)
	21	MIDDLE TENNESSEE (1/23/16)
FOULS	34	NORTH TEXAS (1/10/16)
	26	at Stephen F. Austin (12/19/15)

## Rice Team Game Lows

POINTS	38	at Baylor (12/02/15)
	39	at Kentucky (11/13/15)
	45	at Stephen F. Austin (12/19/15)
	47	TEXAS (11/21/15)
	49	UTSA (1/3/16)
	49	at WKU (01/14/16)
FIELD GOALS MADE	13	at Stephen F. Austin (12/19/15)
	14	at Baylor (12/02/15)
FIELD GOAL ATTEMPTS	41	HOUSTON (12/05/15)
	44	at WKU (01/14/16)
FIELD GOAL PERCENTAGE	.268 (15-56)	at Kentucky (11/13/15)
	.280 (14-50)	at Baylor (12/02/15)
3 PT FIELD GOALS MADE	2	at WKU (01/14/16)
	2	MIDDLE TENNESSEE (1/23/16)
3 PT FG ATTEMPTS	8	MIDDLE TENNESSEE (1/23/16)
	11	at WKU (01/14/16)
3 PT FG PERCENTAGE	.158 (3-19)	at Kentucky (11/13/15)
	.182 (2-11)	at WKU (01/14/16)
FREE THROWS MADE	5	at Baylor (12/02/15)
	5	UAB (1/21/16)
FREE THROW ATTEMPTS	9	at Texas A&M-Corpus Christi (11/18/15)
	9	at Baylor (12/02/15)
	9	UAB (1/21/16)
FREE THROW PERCENTAGE	.400 (8-20)	HARVARD (11/28/15)
	.429 (6-14)	at Kentucky (11/13/15)
REBOUNDS	23	at Marshall (1/16/16)
	24	MIDDLE TENNESSEE (1/23/16)
ASSISTS	7	TEXAS (11/21/15)
	7	at Stephen F. Austin (12/19/15)
STEALS	2	at Baylor (12/02/15)
	2	at WKU (01/14/16)
BLOCKED SHOTS	0	at Texas A&M-Corpus Christi (11/18/15)
	1	HOUSTON (12/05/15)
	1	at Stephen F. Austin (12/19/15)
	1	TEXAS SOUTHERN (12/21/15)
	1	UTEP (1/1/16)
	1	UAB (1/21/16)
TURNOVERS	12	HARVARD (11/28/15)
	14	TEXAS SOUTHERN (12/21/15)
FOULS	12	at Sam Houston State (12/17/15)
	13	UAB (1/21/16)

## Opponent Team Game Lows

POINTS	46	at Sam Houston State (12/17/15)
	48	UTSA (1/3/16)
	52	at WKU (01/14/16)
	57	LOYOLA CHICAGO (12/28/15)
	59	at Stephen F. Austin (12/19/15)
FIELD GOALS MADE	19	UTSA (1/3/16)
	19	MIDDLE TENNESSEE (1/23/16)
FIELD GOAL ATTEMPTS	48	MIDDLE TENNESSEE (1/23/16)
	50	UAB (1/21/16)
FIELD GOAL PERCENTAGE	.296 (21-71)	at WKU (01/14/16)
	.306 (22-72)	at McNeese (11/25/15)
3 PT FIELD GOALS MADE	1	at Sam Houston State (12/17/15)
	1	LOYOLA CHICAGO (12/28/15)
3 PT FG ATTEMPTS	6	at Baylor (12/02/15)
	7	LOYOLA CHICAGO (12/28/15)
3 PT FG PERCENTAGE	.111 (1-9)	at Sam Houston State (12/17/15)
	.143 (1-7)	LOYOLA CHICAGO (12/28/15)
FREE THROWS MADE	5	at Texas A&M-Corpus Christi (11/18/15)
	5	at Sam Houston State (12/17/15)
	5	UTSA (1/3/16)
FREE THROW ATTEMPTS	5	UAB (1/21/16)
	6	UTSA (1/3/16)
	9	HOUSTON (12/05/15)
FREE THROW PERCENTAGE	.333 (5-15)	at Texas A&M-Corpus Christi (11/18/15)
	.500 (5-10)	at Sam Houston State (12/17/15)
	.500 (5-10)	UAB (1/21/16)
	.500 (7-14)	at WKU (01/14/16)
	.500 (10-20)	TEXAS SOUTHERN (12/21/15)
REBOUNDS	26	at Sam Houston State (12/17/15)
	27	UAB (1/21/16)
ASSISTS	5	at WKU (01/14/16)
	7	UTSA (1/3/16)
STEALS	5	at Baylor (12/02/15)
	5	at Sam Houston State (12/17/15)
	5	TEXAS SOUTHERN (12/21/15)
	5	UTSA (1/3/16)
	5	at Marshall (1/16/16)
BLOCKED SHOTS	0	at McNeese (11/25/15)
	0	HOUSTON (12/05/15)
	0	at Stephen F. Austin (12/19/15)
TURNOVERS	6	at Baylor (12/02/15)
	10	at McNeese (11/25/15)
FOULS	8	UAB (1/21/16)
	13	at Sam Houston State (12/17/15)

## RICE - INDIVIDUAL GAME HIGHS

Points	27		HAWKINS, Maya vs North Texas (1/10/16)
	25		GOODWINE, Jasmine vs North Texas (1/10/16)
	22		GOODWINE, Jasmine vs Middle Tennessee (1/23/16)
	22		GOODWINE, Jasmine vs Harvard (11/28/15)
	21		RAINEY, Shani vs Texas Southern (12/21/15)
	21		HAWKINS, Maya vs Houston (12/05/15)
Field Goals Made	9		GOODWINE, Jasmine vs North Texas (1/10/16)
	9		HAWKINS, Maya vs North Texas (1/10/16)
	9		GOODWINE, Jasmine vs Harvard (11/28/15)
Field Goal Att.	20		GOODWINE, Jasmine vs North Texas (1/10/16)
	17		HAWKINS, Maya vs North Texas (1/10/16)
FG Pct (min 5 made)	.714	(5-7)	KNIGHT, Wendy vs UAB (1/21/16)
	.667	(8-12)	GOODWINE, Jasmine vs Middle Tennessee (1/23/16)
	.667	(8-12)	HAWKINS, Maya at Sam Houston State (12/17/15)
3-Point FG Made	5		HAWKINS, Maya vs North Texas (1/10/16)
	5		HAWKINS, Maya vs Houston (12/05/15)
3-Point FG Att.	11		HAWKINS, Maya vs North Texas (1/10/16)
	11		HAWKINS, Maya vs Houston (12/05/15)
3-Pt FG Pct (min 2 made)	1.000	(3-3)	STANTON, Gabrielle at Texas A&M-Corpus Christi (11/18/15)
	1.000	(2-2)	RAINEY, Shani vs Texas (11/21/15)
	1.000	(2-2)	KNIGHT, Wendy at Kentucky (11/13/15)
Free Throws Made	8		RAINEY, Shani vs Loyola Chicago (12/28/15)
	8		RAINEY, Shani vs Texas (11/21/15)
Free Throw Att.	13		RAINEY, Shani at WKU (01/14/16)
	13		RAINEY, Shani at Stephen F. Austin (12/19/15)
FT Pct (min 3 made)	1.000	(6-6)	HAWKINS, Maya vs UTEP (1/1/16)
	1.000	(6-6)	KNIGHT, Wendy vs Houston (12/05/15)
	1.000	(4-4)	KNIGHT, Wendy vs North Texas (1/10/16)
	1.000	(4-4)	GOODWINE, Jasmine at Texas A&M-Corpus Christi (11/18/15)
	1.000	(3-3)	KNIGHT, Wendy vs UTEP (1/1/16)
	1.000	(3-3)	GOODWINE, Jasmine vs Texas Southern (12/21/15)
	1.000	(3-3)	GRIGSBY, Lauren at Sam Houston State (12/17/15)
Rebounds	12		DUCAT, Lexie at WKU (01/14/16)
	12		LANG, Alyssa vs UTSA (1/3/16)
	12		LANG, Alyssa vs Texas Southern (12/21/15)
	12		LANG, Alyssa at Sam Houston State (12/17/15)
Assists	10		HAWKINS, Maya at WKU (01/14/16)
	9		HAWKINS, Maya vs Middle Tennessee (1/23/16)
Steals	4		LANG, Alyssa at Stephen F. Austin (12/19/15)
	4		HAWKINS, Maya at Sam Houston State (12/17/15)
Blocked Shots	4		DUCAT, Lexie at WKU (01/14/16)
	3		GOODWINE, Jasmine vs Middle Tennessee (1/23/16)
Turnovers	10		HAWKINS, Maya vs Middle Tennessee (1/23/16)
	7		HAWKINS, Maya vs Loyola Chicago (12/28/15)
	7		HAWKINS, Maya at McNeese (11/25/15)
Fouls	5		RAINEY, Shani vs Middle Tennessee (1/23/16)
	5		HAWKINS, Maya vs North Texas (1/10/16)
	5		RAINEY, Shani vs North Texas (1/10/16)
	5		RAINEY, Shani vs UTSA (1/3/16)
	5		RAINEY, Shani at Stephen F. Austin (12/19/15)
	5		HAWKINS, Maya at McNeese (11/25/15)
Minutes	50		KNIGHT, Wendy vs North Texas (1/10/16)
	48		GOODWINE, Jasmine vs North Texas (1/10/16)

### OPPONENT INDIVIDUAL GAME HIGHS

Points	34	CRINER, Kelsey vs North Texas (1/10/16)	
	29	Parker, Jazzmin vs Texas Southern (12/21/15)	
	25	JOHNSON, Alex vs Middle Tennessee (1/23/16)	
	20	EDWARDS, Brea vs Middle Tennessee (1/23/16)	
	20	Baggett, Allison at McNeese (11/25/15)	
Field Goals Made	20	Weaver, Shay at Texas A&M-Corpus Christi (11/18/15)	
	11	Parker, Jazzmin vs Texas Southern (12/21/15)	
Field Goal Att.	10	CRINER, Kelsey vs North Texas (1/10/16)	
	26	Parker, Jazzmin vs Texas Southern (12/21/15)	
FG Pct (min 5 made)	24	BROWN, Tashia at WKU (01/14/16)	
	.750 (6-8)	Parker, Stevi at Stephen F. Austin (12/19/15)	
3-Point FG Made	.727 (8-11)	Taylor, Brianna vs Texas (11/21/15)	
	5	BLACK, Chelsee vs UAB (1/21/16)	
3-Point FG Att.	5	AMERSON, Marche' vs Houston (12/05/15)	
	12	ADAMS, Candice vs North Texas (1/10/16)	
3-Pt FG Pct (min 2 made)	10	AMERSON, Marche' vs Houston (12/05/15)	
	10	Mbamalu, Brittany at Texas A&M-Corpus Christi (11/18/15)	
	1.000 (4-4)	FRALEY, Logan at Marshall (1/16/16)	
Free Throws Made	.800 (4-5)	Weaver, Shay at Texas A&M-Corpus Christi (11/18/15)	
	13	JOHNSON, Alex vs Middle Tennessee (1/23/16)	
Free Throw Att.	12	CRINER, Kelsey vs North Texas (1/10/16)	
	16	JOHNSON, Alex vs Middle Tennessee (1/23/16)	
FT Pct (min 3 made)	14	CRINER, Kelsey vs North Texas (1/10/16)	
	1.000 (7-7)	Sydney Skinner vs Harvard (11/28/15)	
	1.000 (4-4)	VICTRUM, Norrishia at Marshall (1/16/16)	
	1.000 (4-4)	MITCHELL-COLE, Niaga vs UTSA (1/3/16)	
	1.000 (4-4)	KENNEDY, Lawna vs UTEP (1/1/16)	
	1.000 (4-4)	Johnson, Taylor vs Loyola Chicago (12/28/15)	
	1.000 (4-4)	Higgins, Kristina at Baylor (12/02/15)	
	1.000 (4-4)	McCarty, Brooke vs Texas (11/21/15)	
Rebounds	1.000 (3-3)	Cave, Khadijiah at Baylor (12/02/15)	
	17	Akhator, Evelyn at Kentucky (11/13/15)	
Assists	14	GILBERT, Tyler vs Houston (12/05/15)	
	10	CRINER, Kelsey vs North Texas (1/10/16)	
Steals	9	Johnson, Niya at Baylor (12/02/15)	
	6	Johnson, Jayln at McNeese (11/25/15)	
Blocked Shots	5	PETTY, Ty vs Middle Tennessee (1/23/16)	
	5	BREEDLOVE, Starr vs UTEP (1/1/16)	
	5	Schippers, Taylor at Stephen F. Austin (12/19/15)	
	4	Vines, Kianna vs Texas Southern (12/21/15)	
	2	ANDERSON, Kayla vs UAB (1/21/16)	
	2	HAMILTON, Talequia at Marshall (1/16/16)	
	2	NOBLE, Kendall at WKU (01/14/16)	
	2	CHIDOMERE, Crystal vs UTSA (1/3/16)	
Turnovers	2	Johnson, Taylor vs Loyola Chicago (12/28/15)	
	2	Beadle, Angela at Sam Houston State (12/17/15)	
	2	Boyette, Imani vs Texas (11/21/15)	
	2	Jakubcova, Ivana at Kentucky (11/13/15)	
	8	CRINER, Kelsey vs North Texas (1/10/16)	
	6	PETTY, Ty vs Middle Tennessee (1/23/16)	
	Fouls	5	LYON, Gabby vs Middle Tennessee (1/23/16)
		5	WILLIAMS, Kasiney vs North Texas (1/10/16)
5		FRIERSON, Bria vs North Texas (1/10/16)	



### No. 17/18 Kentucky 72, Rice 39 (Game 1)

Memorial Coliseum • Lexington, KY • 11/13/15

#### RICE 39 • 0-1

##	Player	Total			3-Ptr			Rebounds			PF	TP	A	TO	Blk	Stl	Min
		FG-FGA	FG-FGA	FT-FTA	FG-FGA	FG-FGA	FT-FTA	Off	Def	Tot							
33	GOODWINE, Jasmine	f	2-14	0-3	2-2	0	2	2	3	6	3	2	0	0	0	26	
40	PALMER, Megan	f	0-4	0-2	0-0	1	1	2	0	0	0	1	0	0	14		
44	OBINNAH, Adaeze	c	1-1	0-0	0-0	1	1	2	1	2	0	1	2	0	18		
03	HAWKINS, Maya	g	2-6	1-4	0-0	1	1	2	2	5	2	5	0	3	21		
20	RAINEY, Shani	g	5-11	0-2	2-8	0	5	5	3	12	2	6	0	2	32		
05	GRIGSBY, Lauren	g	0-1	0-0	0-0	0	1	1	0	0	0	0	0	0	14		
10	KNIGHT, Wendy	g	3-5	2-2	0-0	0	0	0	0	8	0	1	0	1	17		
11	DUCAT, Lexie	g	1-4	0-1	2-4	3	1	4	3	4	0	1	0	0	21		
21	STANTON, Gabrielle	g	0-6	0-4	0-0	0	1	1	2	0	1	3	0	0	14		
24	GUMBS, Elena	g	1-2	0-0	0-0	0	0	0	0	2	0	0	0	0	4		
25	BROWN, Courtney	g	0-1	0-1	0-0	0	2	2	2	0	0	0	0	0	7		
32	LANG, Alyssa	g	0-1	0-0	0-0	0	1	1	3	0	0	1	0	0	12		
	Team					4	3	7			2						
<b>Totals</b>			<b>15-56</b>	<b>3-19</b>	<b>6-14</b>	<b>10</b>	<b>19</b>	<b>29</b>	<b>19</b>	<b>39</b>	<b>8</b>	<b>23</b>	<b>2</b>	<b>7</b>	<b>200</b>		

FG % 1st Half: 6-25 24.0% 2nd half: 9-31 29.0% Game: 15-56 26.8%  
 3FG % 1st Half: 0-4 0.0% 2nd half: 3-15 20.0% Game: 3-19 15.8%  
 FT % 1st Half: 4-8 50.0% 2nd half: 2-6 33.3% Game: 6-14 42.9%

#### #17/18 KENTUCKY 72 • 1-0

##	Player	Total			3-Ptr			Rebounds			PF	TP	A	TO	Blk	Stl	Min
		FG-FGA	FG-FGA	FT-FTA	FG-FGA	FG-FGA	FT-FTA	Off	Def	Tot							
13	Akhatov, Evelyn	f	7-12	1-1	1-2	6	11	17	2	16	0	4	1	1	1	25	
02	Jakubcova, Ivana	c	2-4	0-1	0-0	0	0	0	0	4	1	1	2	0	27		
35	Jennings, Alexis	c	4-10	0-0	2-2	3	6	9	3	10	1	0	1	0	26		
03	Thompson, Janee	g	0-6	0-2	3-5	0	3	3	3	6	5	0	3	0	24		
04	Morris, Maci	g	6-10	3-5	1-1	0	0	0	2	16	0	5	0	1	29		
05	Gamara, Batouly	g	1-3	0-1	0-0	1	5	6	5	2	1	2	1	0	26		
01	Cadarin, Brianna	g	3-4	3-4	0-0	0	1	1	0	9	1	1	1	1	18		
24	Murray, Taylor	g	6-9	0-0	0-0	0	2	2	3	12	2	4	0	4	25		
	Team					0	3	3									
<b>Totals</b>			<b>29-58</b>	<b>7-14</b>	<b>7-10</b>	<b>10</b>	<b>31</b>	<b>41</b>	<b>18</b>	<b>72</b>	<b>12</b>	<b>22</b>	<b>6</b>	<b>10</b>	<b>200</b>		

FG % 1st Half: 14-29 48.3% 2nd half: 15-29 51.7% Game: 29-58 50.0%  
 3FG % 1st Half: 2-6 33.3% 2nd half: 5-8 62.5% Game: 7-14 50.0%  
 FT % 1st Half: 4-6 66.7% 2nd half: 3-4 75.0% Game: 7-10 70.0%

Officials: Scott Yarbrough, Laura Morris, Angelica Suffman  
 Technical fouls: RICE-None. #17/18 KENTUCKY-None.  
 Attendance: 4907

Score by periods	1st	2nd	3rd	4th	Total
RICE	2	14	5	18	<b>39</b>
#17/18 KENTUCKY	19	15	20	18	<b>72</b>



### A&M-Corpus 60-Rice 55 (Game 2)

Dugan Wellness Center • Corpus Christi • 11/18/15

#### Rice 55 • 0-2

##	Player	Total			3-Ptr			Rebounds			PF	TP	A	TO	Blk	Stl	Min
		FG-FGA	FG-FGA	FT-FTA	FG-FGA	FG-FGA	FT-FTA	Off	Def	Tot							
03	HAWKINS, Maya	* f	2-8	1-5	0-0	0	1	1	2	5	5	3	0	0	28		
20	RAINEY, Shani	* f	4-9	0-3	0-1	3	1	4	1	8	0	2	0	2	24		
33	GOODWINE, Jasmine	* f	4-7	0-0	4-4	0	7	2	12	0	1	0	0	0	34		
40	PALMER, Megan	* f	2-5	0-0	0-0	1	1	2	1	4	1	2	0	0	17		
44	OBINNAH, Adaeze	* f	0-1	0-0	0-0	1	1	2	0	0	2	1	0	0	8		
05	GRIGSBY, Lauren	* f	3-7	1-2	0-0	1	4	5	3	7	5	3	0	1	28		
10	KNIGHT, Wendy	* f	2-6	2-4	0-0	1	2	3	1	6	1	2	0	1	24		
11	DUCAT, Lexie	* f	1-3	0-0	2-4	3	2	5	2	4	0	3	0	0	18		
21	STANTON, Gabrielle	* f	3-3	3-3	0-0	0	0	0	3	9	1	0	0	0	12		
25	BROWN, Courtney	* f	0-0	0-0	0-0	0	0	0	1	0	0	1	0	0	1		
32	LANG, Alyssa	* f	0-0	0-0	0-0	0	1	1	1	0	0	0	0	2	6		
	Team					0	3	3									
<b>Totals</b>			<b>21-49</b>	<b>7-17</b>	<b>6-9</b>	<b>10</b>	<b>23</b>	<b>33</b>	<b>17</b>	<b>55</b>	<b>15</b>	<b>18</b>	<b>0</b>	<b>6</b>	<b>200</b>		

FG % 1st Half: 12-29 41.4% 2nd half: 9-20 45.0% Game: 21-49 42.9%  
 3FG % 1st Half: 4-11 36.4% 2nd half: 3-6 50.0% Game: 7-17 41.2%  
 FT % 1st Half: 0-3 0.0% 2nd half: 6-6 100.0% Game: 6-9 66.7%

#### Texas A&M-Corpus Christi 60 • 1-2

##	Player	Total			3-Ptr			Rebounds			PF	TP	A	TO	Blk	Stl	Min
		FG-FGA	FG-FGA	FT-FTA	FG-FGA	FG-FGA	FT-FTA	Off	Def	Tot							
05	Jolivet,Uri	f	0-0	0-0	1-2	0	1	1	1	1	1	1	0	0	10		
33	Turner,Maddisen	f	3-6	0-0	0-3	4	4	8	2	6	1	2	1	1	32		
01	Ramirez,Jennifer	g	0-2	0-0	1-2	0	1	1	3	1	3	1	0	2	24		
12	Flores,Mykayla	g	0-3	0-2	0-0	0	1	1	0	0	4	3	1	1	18		
15	Mbamalu,Brittany	g	4-11	4-10	0-2	0	2	2	2	12	0	1	0	2	32		
02	Miskell,Shelby	g	0-1	0-1	0-0	0	0	0	0	0	0	0	0	0	2		
03	Archer,Emmeri	g	1-3	0-0	0-0	1	1	0	1	0	2	0	0	0	8		
04	Davis,Camesha	g	3-4	0-0	0-0	3	6	9	4	6	2	2	0	1	24		
10	Weaver,Shay	g	8-14	4-5	0-0	0	2	4	20	1	1	0	1	1	24		
11	Jones,Kassie	g	4-10	1-3	3-6	0	2	2	0	12	3	2	0	0	25		
14	Adebayo,Shola	g	0-0	0-0	0-0	0	0	0	0	0	0	0	0	0	1		
	Team					3	0	3									
<b>Totals</b>			<b>23-54</b>	<b>9-21</b>	<b>5-15</b>	<b>11</b>	<b>19</b>	<b>30</b>	<b>16</b>	<b>60</b>	<b>15</b>	<b>13</b>	<b>2</b>	<b>8</b>	<b>200</b>		

FG % 1st Half: 10-25 40.0% 2nd half: 13-29 44.8% Game: 23-54 42.6%  
 3FG % 1st Half: 4-10 40.0% 2nd half: 5-11 45.5% Game: 9-21 42.9%  
 FT % 1st Half: 1-8 12.5% 2nd half: 4-7 57.1% Game: 5-15 33.3%

Officials: Gator Parrish, Fred Steubing, Ivory Bickham  
 Technical fouls: Rice-None. Texas A&M-Corpus Christi-None.  
 Attendance: 617

Score by periods	1st	2nd	3rd	4th	Total
Rice	9	19	15	12	<b>55</b>
Texas A&M-Corpus Christi	12	13	16	19	<b>60</b>



### No. 8/11 Texas 70, Rice 47 (Game 3)

Tudor Fieldhouse • Houston • 11/21/15

#### Texas 70 • 3-0

##	Player	Total			3-Ptr			Rebounds			PF	TP	A	TO	Blk	Stl	Min
		FG-FGA	FG-FGA	FT-FTA	FG-FGA	FG-FGA	FT-FTA	Off	Def	Tot							
34	Boyetette, Imani	c	1-3	0-0	0-2	0	4	4	3	4	1	5	2	3	17		
40	Lang, Kelsey	c	1-5	0-0	0-0	0	1	1	2	0	3	0	1	1	18		
02	Rodrigo, Celina	g	2-4	1-2	1-2	1	1	2	3	6	3	1	1	0	25		
11	McCarty, Brooke	g	3-9	1-5	4-4	1	3	4	1	11	2	1	1	0	34		
20	Taylor, Brianna	g	8-11	1-1	2-2	4	4	8	4	19	2	1	0	2	27		
01	Davenport, Empress	g	1-8	0-2	1-1	0	2	3	3	1	1	0	0	0	14		
05	Hosey, Jordan	g	4-5	0-0	0-0	2	1	3	2	8	0	2	0	0	15		
10	Higgs, Lashann	g	4-6	0-1	2-2	1	5	6	3	10	1	1	0	3	17		
22	Foman, Tasia	g	1-2	0-0	0-0	0	1	1	1	2	1	1	0	0	11		
32	Sanders, Brady	g	1-2	0-1	0-0	0	1	1	0	2	1	0	0	0	13		
33	Hattis, Sara	g	1-2	0-0	1-2	0	1	1	3	3	1	1	0	0	9		
	Team					1	3	4									
<b>Totals</b>			<b>27-57</b>	<b>3-12</b>	<b>13-15</b>	<b>10</b>	<b>27</b>	<b>37</b>	<b>24</b>	<b>70</b>	<b>13</b>	<b>17</b>	<b>4</b>	<b>9</b>	<b>200</b>		

FG % 1st Half: 12-30 40.0% 2nd half: 15-27 55.6% Game: 27-57 47.4%  
 3FG % 1st Half: 3-9 33.3% 2nd half: 0-3 0.0% Game: 3-12 25.0%  
 FT % 1st Half: 5-5 100.0% 2nd half: 8-10 80.0% Game: 13-15 86.7%

#### Rice 47 • 0-3

##	Player	Total			3-Ptr			Rebounds			PF	TP	A	TO	Blk	Stl	Min
		FG-FGA	FG-FGA	FT-FTA	FG-FGA	FG-FGA	FT-FTA	Off	Def	Tot							
33	GOODWINE, Jasmine	f	1-7	0-0	0-0	1	2	3	2	2	1	3	0	1	23		
44	OBINNAH, Adaeze	f															



Harvard 67, Rice 61 (Game 5) Tudor Fieldhouse • Houston • 11/28/15

No. 4 Baylor 89, Rice 38 (Game 6) Ferrell Center • Waco, Texas • 12/2/15

Harvard 67 • 4-2

Table with columns: Player, FG-FGA, 3-Ptr, FT-FTA, Rebounds, PF, TP, A TO Blk Stl, Min. Rows include AnnMarie Healy, Nani Redford, Shilpa Tummala, Kit Metoyer, Madeline Raster, Destiny Nunley, Kirby Porter, Taylor Finley, Sydney Skinner, Team.

FG % 1st Half: 11-29 37.9% 2nd half: 13-26 50.0% Game: 24-55 43.6%
3FG % 1st Half: 3-8 37.5% 2nd half: 1-6 16.7% Game: 4-14 28.6%
FT % 1st Half: 5-6 83.3% 2nd half: 10-15 66.7% Game: 15-21 71.4%

Rice 61 • 0-5

Table with columns: Player, FG-FGA, 3-Ptr, FT-FTA, Rebounds, PF, TP, A TO Blk Stl, Min. Rows include GOODWINE, Jasmine, OBINNAH, Adaeze, HAWKINS, Maya, KNIGHT, Wendy, RAINEY, Shani, GRIGSBY, Lauren, DUCAT, Lexie, STANTON, Gabrielle, LANG, Alyssa, PALMER, Megan, Team.

FG % 1st Half: 10-22 45.5% 2nd half: 14-32 43.8% Game: 24-54 44.4%
3FG % 1st Half: 1-6 16.7% 2nd half: 4-11 36.4% Game: 5-17 29.4%
FT % 1st Half: 8-8 25.0% 2nd half: 6-12 50.0% Game: 8-20 40.0%

Officials: Tina Napier, Robert Strong, Dijana Harris
Technical fouls: Harvard-None. Rice-None.
Attendance: 592

Score by periods table with columns: 1st, 2nd, 3rd, 4th, Total. Rows for Harvard and Rice.

Points in game table with columns: In Point, Off T/O, 2nd Chance, Fast Break, Bench. Rows for HARV and RICE.

Last FG - HARV 4th-01:43, RICE 4th-00:27.
Largest lead - HARV by 12 1st-01:18, RICE by 6 3rd-00:29.
HARV led for 35:01. RICE led for 04:08. Game was tied for 00:51.

Score tied - 1 time.
Lead changed - 4 times.

Rice 38 • 0-6

Table with columns: Player, FG-FGA, 3-Ptr, FT-FTA, Rebounds, PF, TP, A TO Blk Stl, Min. Rows include GOODWINE, Jasmine, OBINNAH, Adaeze, HAWKINS, Maya, KNIGHT, Wendy, RAINEY, Shani, GRIGSBY, Lauren, DUCAT, Lexie, STANTON, Gabrielle, GUMBS, Elena, BROWN, Courtney, LANG, Alyssa, PALMER, Megan, Team.

FG % 1st Half: 8-27 29.6% 2nd half: 6-23 26.1% Game: 14-50 28.0%
3FG % 1st Half: 3-16 18.8% 2nd half: 2-10 20.0% Game: 5-26 19.2%
FT % 1st Half: 1-1 100.0% 2nd half: 4-8 50.0% Game: 5-9 55.6%

Baylor 89 • 7-0 #4/4

Table with columns: Player, FG-FGA, 3-Ptr, FT-FTA, Rebounds, PF, TP, A TO Blk Stl, Min. Rows include Davis, Nina, Cave, Khadijah, Higgins, Kristina, Johnson, Niya, Wallace, Kristy, Cohen, Chekiya, Fuqua, Chardonae, Szczepanski, Justis, Brown, Kalani, Jones, Alexis, Mompremier, Beatrice, Team.

FG % 1st Half: 16-37 43.2% 2nd half: 18-38 47.4% Game: 34-75 45.3%
3FG % 1st Half: 2-5 40.0% 2nd half: 0-1 0.0% Game: 2-6 33.3%
FT % 1st Half: 4-8 50.0% 2nd half: 15-20 75.0% Game: 19-28 67.9%

Officials: Bob Trammell, Melissa Barlow, Chaney Muench
Technical fouls: Rice-None. Baylor-None.
Attendance: 5615

Score by periods table with columns: 1st, 2nd, 3rd, 4th, Total. Rows for Rice and Baylor.

Points in game table with columns: In Point, Off T/O, 2nd Chance, Fast Break, Bench. Rows for RICE and BU.

Last FG - RICE 4th-01:35, BU 4th-01:25.
Largest lead - RICE None, BU by 51 4th-02:32.
RICE led for 00:00. BU led for 39:41. Game was tied for 00:13.

Score tied - 0 times.
Lead changed - 0 times.

Houston 62, Rice 59 (Game 7) Tudor Fieldhouse • Houston • 12/5/15

Rice 58, Sam Houston St. 46 (Game 8) Johnson Coliseum • Huntsville • 12/17/15

Houston 62 • 1-5

Table with columns: Player, FG-FGA, 3-Ptr, FT-FTA, Rebounds, PF, TP, A TO Blk Stl, Min. Rows include BROWN, Sharayla, SMITH, Alecia, HAWKINS, Serithia, MITCHELL, Mariah, GRAVES, Kierra, BLAKE, Jacqueline, NEWMAN, Cenecia, PALMER, Jessieka, AMERSON, Marche, GILBERT, Tyler, Team.

FG % 1st Half: 12-29 41.4% 2nd half: 12-34 35.3% Game: 24-63 38.1%
3FG % 1st Half: 4-9 44.4% 2nd half: 4-14 28.6% Game: 8-23 34.8%
FT % 1st Half: 4-5 80.0% 2nd half: 2-4 50.0% Game: 6-9 66.7%

Rice 59 • 0-6

Table with columns: Player, FG-FGA, 3-Ptr, FT-FTA, Rebounds, PF, TP, A TO Blk Stl, Min. Rows include GOODWINE, Jasmine, OBINNAH, Adaeze, HAWKINS, Maya, KNIGHT, Wendy, RAINEY, Shani, GRIGSBY, Lauren, DUCAT, Lexie, STANTON, Gabrielle, PALMER, Megan, Team.

FG % 1st Half: 11-21 52.4% 2nd half: 7-20 35.0% Game: 18-41 43.9%
3FG % 1st Half: 5-12 41.7% 2nd half: 2-7 28.6% Game: 7-19 36.8%
FT % 1st Half: 7-10 70.0% 2nd half: 9-12 75.0% Game: 16-22 72.7%

Officials: Scotty Herrmann, Metta Roberts, Brian Hall
Technical fouls: Houston-None. Rice-None.
Attendance: 684

Score by periods table with columns: 1st, 2nd, 3rd, 4th, Total. Rows for Houston and Rice.

Points in game table with columns: In Point, Off T/O, 2nd Chance, Fast Break, Bench. Rows for HOU and RICE.

Last FG - HOU 4th-00:15, RICE 4th-09:00.
Largest lead - HOU by 7 1st-04:42, RICE by 9 3rd-05:08.
HOU led for 09:21. RICE led for 26:30. Game was tied for 04:03.

Score tied - 1 time.
Lead changed - 4 times.

Rice 58 • 1-7

Table with columns: Player, FG-FGA, 3-Ptr, FT-FTA, Rebounds, PF, TP, A TO Blk Stl, Min. Rows include HAWKINS, Maya, KNIGHT, Wendy, RAINEY, Shani, GOODWINE, Jasmine, OBINNAH, Adaeze, GRIGSBY, Lauren, DUCAT, Lexie, STANTON, Gabrielle, LANG, Alyssa, Team.

FG % 1st Half: 11-26 42.3% 2nd half: 10-24 41.7% Game: 21-50 42.0%
3FG % 1st Half: 4-9 44.4% 2nd half: 2-7 28.6% Game: 6-16 37.5%
FT % 1st Half: 7-9 77.8% 2nd half: 3-4 75.0% Game: 10-13 76.9%

Sam Houston State 46 • 4-4

Table with columns: Player, FG-FGA, 3-Ptr, FT-FTA, Rebounds, PF, TP, A TO Blk Stl, Min. Rows include Robertson, Shernise, Day, Morghen, Beadle, Angela, Guillery, Saundra, McGowan, Laurynn, Orr, Kamry, Anderson, Jasmin, McCants, Jasmine, Barnes, Amanda, Moore, Shadijah, Cooper, Ashleigh, Team.

FG % 1st Half: 11-24 45.8% 2nd half: 9-28 32.1% Game: 20-52 38.5%
3FG % 1st Half: 0-4 0.0% 2nd half: 1-5 20.0% Game: 1-9 11.1%
FT % 1st Half: 2-3 66.7% 2nd half: 3-7 42.9% Game: 5-10 50.0%

Officials: John Fletcher, Darci Doll, Scott Starkey
Technical fouls: Rice-None. Sam Houston State-None.
Attendance: 719

Score by periods table with columns: 1st, 2nd, 3rd, 4th, Total. Rows for Rice and Sam Houston State.

Points in game table with columns: In Point, Off T/O, 2nd Chance, Fast Break, Bench. Rows for RICE and SHSU.

Last FG - RICE 4th-01:15, SHSU 4th-03:20.
Largest lead - RICE by 13 3rd-04:01, SHSU None.
RICE led for 38:38. SHSU led for 00:00. Game was tied for 01:22.

Score tied - 1 time.
Lead changed - 0 times.



Stephen F. Austin 59, Rice 45 (Game 9)
William R. Johnson • Nacogdoches • 12/19/15

Rice 45 • 1-8

Player statistics table for Rice vs Stephen F. Austin. Columns include Player, FG-FGA, 3-Ptr, Rebounds, PF, TP, A TO Blk, Stl, Min.

FG % 1st Half: 8-27 29.6% 2nd half: 5-19 26.3% Game: 13-46 28.3%
3FG % 1st Half: 3-9 33.3% 2nd half: 0-5 0.0% Games: 3-14 21.4%
FT % 1st Half: 6-10 60.0% 2nd half: 10-18 55.6% Game: 16-28 57.1%

Stephen F. Austin 59 • 5-5

Player statistics table for Stephen F. Austin vs Rice. Columns include Player, FG-FGA, 3-Ptr, Rebounds, PF, TP, A TO Blk, Stl, Min.

FG % 1st Half: 9-28 32.1% 2nd half: 14-26 53.8% Game: 23-54 42.6%
3FG % 1st Half: 2-10 20.0% 2nd half: 3-6 50.0% Games: 5-16 31.3%
FT % 1st Half: 0-1 0.0% 2nd half: 8-13 61.5% Game: 8-14 57.1%

Officials: Marlin Ramsey, Marc Merritt, Jaclyn Watson
Technical fouls: Rice-None. Stephen F. Austin-None.
Attendance: 311

Score by periods table for Stephen F. Austin vs Rice. Columns: 1st, 2nd, 3rd, 4th, Total.

Points in game table for Stephen F. Austin vs Rice. Columns: In Paint, Off T/O, 2nd Chance, Fast Break, Bench.

Last FG - RICE 4th-02:27, SFA 4th-01:15.
Largest lead - RICE by 7 2nd-06:28, SFA by 14 4th-00:18.
RICE led for 14:56. SFA led for 03:58.

Score tied - 6 times.
Lead changed - 4 times.



Loyola Chicago 57, Rice 50 (Game 11)
Tudor Fieldhouse • Houston • 12/28/15

Loyola Chicago 57 • 4-7

Player statistics table for Loyola Chicago vs Rice. Columns include Player, FG-FGA, 3-Ptr, Rebounds, PF, TP, A TO Blk, Stl, Min.

FG % 1st Half: 13-31 41.9% 2nd half: 8-28 28.6% Game: 21-59 35.6%
3FG % 1st Half: 1-3 33.3% 2nd half: 0-4 0.0% Games: 1-7 14.3%
FT % 1st Half: 6-8 75.0% 2nd half: 8-15 53.3% Game: 14-23 60.9%

Rice 50 • 1-10

Player statistics table for Rice vs Loyola Chicago. Columns include Player, FG-FGA, 3-Ptr, Rebounds, PF, TP, A TO Blk, Stl, Min.

FG % 1st Half: 9-23 39.1% 2nd half: 7-27 25.9% Game: 16-50 32.0%
3FG % 1st Half: 6-12 50.0% 2nd half: 1-8 12.5% Game: 7-20 35.0%
FT % 1st Half: 2-2 100.0% 2nd half: 9-14 64.3% Game: 11-16 68.8%

Officials: Scott Yarbrough, Maj Forsberg, D'Lynn Schertz
Technical fouls: Loyola Chicago-None. Rice-None.
Attendance: 541

Score by periods table for Loyola Chicago vs Rice. Columns: 1st, 2nd, 3rd, 4th, Total.

Points in game table for Loyola Chicago vs Rice. Columns: In Paint, Off T/O, 2nd Chance, Fast Break, Bench.

Last FG - LUC 4th-02:02, RICE 4th-04:45.
Largest lead - LUC by 9 3rd-04:57, RICE by 7 1st-06:45.
LUC led for 24:28. RICE led for 11:46. Game was tied for 03:39.

Score tied - 4 times.
Lead changed - 4 times.



Texas Southern 69, Rice 66 - OT (Game 10)
Tudor Fieldhouse • Houston • 12/21/15

Texas Southern 69 • 3-6

Player statistics table for Texas Southern vs Rice. Columns include Player, FG-FGA, 3-Ptr, Rebounds, PF, TP, A TO Blk, Stl, Min.

FG % 1st Half: 12-33 36.4% 2nd half: 12-21 57.1% OT: 3-4 75.0% Game: 27-58 46.6%
3FG % 1st Half: 0-6 0.0% 2nd half: 5-7 71.4% OT: 0-1 0.0% Games: 5-14 35.7%
FT % 1st Half: 2-4 50.0% 2nd half: 4-8 50.0% OT: 4-8 50.0% Game: 10-20 50.0%

Rice 66 • 1-9

Player statistics table for Rice vs Texas Southern. Columns include Player, FG-FGA, 3-Ptr, Rebounds, PF, TP, A TO Blk, Stl, Min.

FG % 1st Half: 7-22 31.8% 2nd half: 16-35 45.7% OT: 2-7 28.6% Game: 25-64 39.1%
3FG % 1st Half: 3-10 30.0% 2nd half: 5-14 35.7% OT: 0-4 0.0% Games: 8-28 28.6%
FT % 1st Half: 1-6 16.7% 2nd half: 4-4 100.0% OT: 3-6 50.0% Game: 8-16 50.0%

Officials: Scotty Hermann, Dawn Marsh, Doug Williams
Technical fouls: Texas Southern-None. Rice-None.
Attendance: 392

Score by periods table for Rice vs Texas Southern. Columns: 1st, 2nd, 3rd, 4th, OT, Total.

Points in game table for Rice vs Texas Southern. Columns: In Paint, Off T/O, 2nd Chance, Fast Break, Bench.

Last FG - TSUW OT-00:51, RICE OT-01:41.
Largest lead - TSUW by 10 3rd-08:45, RICE by 4 1st-06:02.
TSUW led for 33:17. RICE led for 08:54. Game was tied for 02:49.

Score tied - 5 times.
Lead changed - 3 times.



UTEP 60, Rice 54 (Game 12)
Tudor Fieldhouse • Houston • 1/1/16

UTEP 60 • 10-1,1-0

Player statistics table for UTEP vs Rice. Columns include Player, FG-FGA, 3-Ptr, Rebounds, PF, TP, A TO Blk, Stl, Min.

FG % 1st Half: 10-27 37.0% 2nd half: 11-33 33.3% Game: 21-60 35.0%
3FG % 1st Half: 4-10 40.0% 2nd half: 3-11 27.3% Game: 7-21 33.3%
FT % 1st Half: 2-2 100.0% 2nd half: 9-13 69.2% Game: 11-15 73.3%

Rice 54 • 1-11, 0-1

Player statistics table for Rice vs UTEP. Columns include Player, FG-FGA, 3-Ptr, Rebounds, PF, TP, A TO Blk, Stl, Min.

FG % 1st Half: 6-27 22.2% 2nd half: 11-25 44.0% Game: 17-52 32.7%
3FG % 1st Half: 1-6 16.7% 2nd half: 4-10 40.0% Game: 5-16 31.3%
FT % 1st Half: 8-9 88.9% 2nd half: 7-10 70.0% Game: 15-19 78.9%

Officials: Sue Blaich, Brian Hall, Brian Garland
Technical fouls: UTEP-MCKINNEY, Lulu. Rice-None.
Attendance: 508

Score by periods table for UTEP vs Rice. Columns: 1st, 2nd, 3rd, 4th, Total.

Points in game table for UTEP vs Rice. Columns: In Paint, Off T/O, 2nd Chance, Fast Break, Bench.

Last FG - UTEP 4th-00:14, RICE 4th-00:00.
Largest lead - UTEP by 10 4th-00:44, RICE by 2 1st-00:26.
UTEP led for 36:53. RICE led for 01:36. Game was tied for 01:31.

Score tied - 2 times.
Lead changed - 4 times.



Rice 49, UTSA 48 (OT) (Game 13) Tudor Fieldhouse • Houston • 1/3/16

UTSA 48 • 4-8, 0-2

Table with columns: Player, FG-FGA, 3-PT, FT-FTA, Rebounds, PF, TP, A, TO, Blk, Stl, Min. Includes team totals and game statistics.

FG % 1st Half: 8-28 28.6% 2nd half: 9-27 33.3% OT: 2-6 33.3% Game: 19-61 31.1% Deadball Rebounds 0
3FG % 1st Half: 2-7 28.6% 2nd half: 2-5 40.0% OT: 1-1 100.0% Game: 5-13 38.5%
FT % 1st Half: 0-0 0.0% 2nd half: 5-6 83.3% OT: 0-0 0.0% Game: 5-6 83.3%

Rice 49 • 2-11, 1-1

Table with columns: Player, FG-FGA, 3-PT, FT-FTA, Rebounds, PF, TP, A, TO, Blk, Stl, Min. Includes team totals and game statistics.

FG % 1st Half: 10-25 40.0% 2nd half: 6-23 26.1% OT: 2-6 33.3% Game: 18-54 33.3% Deadball Rebounds 4
3FG % 1st Half: 1-7 14.3% 2nd half: 2-6 33.3% OT: 0-1 0.0% Game: 3-14 21.4%
FT % 1st Half: 0-2 0.0% 2nd half: 8-12 66.7% OT: 2-4 50.0% Game: 10-18 55.6%

Officials: Mary Day, John Fletcher, Marlin Ramsey
Technical fouls: UTSA-None, Rice-None.
Attendance: 583

Score by periods table and Points in Paint table.

Last FG - UTSA OT-01:57, RICE OT-00:24.
Largest lead - UTSA by 3 1st-09:37, RICE by 7 1st-04:13.
UTSA led for 09:04. RICE led for 30:33. Game was tied for 05:23.
Score tied - 5 times.
Lead changed - 7 times.



Rice 100, North Texas 97 (30T) (Game 14) Tudor Fieldhouse • Houston • 1/10/16

North Texas 97 • 6-7, 1-2 C-USA

Table with columns: Player, FG-FGA, 3-PT, FT-FTA, Rebounds, PF, TP, A, TO, Blk, Stl, Min. Includes team totals and game statistics.

FG % 1st Half: 12-26 46.2% 2nd half: 10-22 45.5% OT: 14-27 51.9% Game: 36-75 48.0% Deadball Rebounds 4
3FG % 1st Half: 3-7 42.9% 2nd half: 3-8 37.5% OT: 2-6 33.3% Game: 8-21 38.1%
FT % 1st Half: 4-6 66.7% 2nd half: 7-8 87.5% OT: 6-8 75.0% Game: 17-22 77.3%

Rice 100 • 3-11, 2-1 C-USA

Table with columns: Player, FG-FGA, 3-PT, FT-FTA, Rebounds, PF, TP, A, TO, Blk, Stl, Min. Includes team totals and game statistics.

FG % 1st Half: 10-26 38.5% 2nd half: 11-33 33.3% OT: 11-18 61.1% Game: 32-77 41.6% Deadball Rebounds 8
3FG % 1st Half: 2-12 16.7% 2nd half: 3-12 25.0% OT: 4-6 66.7% Game: 9-30 30.0%
FT % 1st Half: 0-0 0.0% 2nd half: 14-24 58.3% OT: 13-20 65.0% Game: 27-44 61.4%

Officials: Doug Williams, Julie Krommenhoek, Esrael Silva
Technical fouls: North Texas-None, Rice-None.
Attendance: 726

Score by periods table and Points in Paint table.

Last FG - NT OT3-00:07, RICE OT3-00:42.
Largest lead - NT by 9 2nd-00:11, RICE by 7 4th-07:23.
NT led for 31:25. RICE led for 19:11. Game was tied for 04:21.
Score tied - 13 times.
Lead changed - 18 times.



WKU 52, Rice 49 (Game 15) E.A. Diddle Arena • Bowling Green, KY • 1/14/16

Rice 49 • 3-12 (2-2 C-USA)

Table with columns: Player, FG-FGA, 3-PT, FT-FTA, Rebounds, PF, TP, A, TO, Blk, Stl, Min. Includes team totals and game statistics.

FG % 1st Half: 7-19 36.8% 2nd half: 12-25 48.0% Game: 19-44 43.2% Deadball Rebounds 5,1
3FG % 1st Half: 0-3 0.0% 2nd half: 2-8 25.0% Game: 2-11 18.2%
FT % 1st Half: 5-8 62.5% 2nd half: 4-9 44.4% Game: 9-17 52.9%

WKU 52 • 13-2 (4-0 C-USA)

Table with columns: Player, FG-FGA, 3-PT, FT-FTA, Rebounds, PF, TP, A, TO, Blk, Stl, Min. Includes team totals and game statistics.

FG % 1st Half: 11-39 28.2% 2nd half: 10-32 31.3% Game: 21-71 29.6% Deadball Rebounds 3,1
3FG % 1st Half: 2-8 25.0% 2nd half: 1-6 16.7% Game: 3-14 21.4%
FT % 1st Half: 3-8 37.5% 2nd half: 4-6 66.7% Game: 7-14 50.0%

Officials: Brian Garland, Meadow Overstreet, Natasha Harris
Technical fouls: Rice-None, WKU-None.
Attendance: 937

Score by periods table and Points in Paint table.

Last FG - RICE 4th-00:59, WKU 4th-03:57.
Largest lead - RICE by 2 1st-05:40, WKU by 13 3rd-08:26.
RICE led for 01:15. WKU led for 34:28. Game was tied for 04:17.
Score tied - 3 times.
Lead changed - 2 times.



Marshall 52, Rice 49 (Game 16) Cam Henderson Center • Huntington, WV • 1/16/16

RICE 52 • 3-13 (2-3 C-USA)

Table with columns: Player, FG-FGA, 3-PT, FT-FTA, Rebounds, PF, TP, A, TO, Blk, Stl, Min. Includes team totals and game statistics.

FG % 1st Half: 10-24 41.7% 2nd half: 9-25 36.0% Game: 19-49 38.8% Deadball Rebounds 4
3FG % 1st Half: 2-9 22.2% 2nd half: 2-7 28.6% Game: 4-16 25.0%
FT % 1st Half: 2-4 50.0% 2nd half: 8-13 61.5% Game: 10-17 58.8%

Marshall 51 • 12-4 (2-3 C-USA)

Table with columns: Player, FG-FGA, 3-PT, FT-FTA, Rebounds, PF, TP, A, TO, Blk, Stl, Min. Includes team totals and game statistics.

FG % 1st Half: 18-28 64.3% 2nd half: 9-24 37.5% Game: 27-52 51.9% Deadball Rebounds 3
3FG % 1st Half: 4-9 44.4% 2nd half: 6-13 46.2% Game: 10-22 45.5%
FT % 1st Half: 2-4 50.0% 2nd half: 15-20 75.0% Game: 17-24 70.8%

Officials: John Whitson, Dawn Marsh, Kevin Pethel
Technical fouls: RICE-None, Marshall-None.
Attendance: 414

Score by periods table and Points in Paint table.

Last FG - RICE 4th-00:25, MAR 4th-02:00.
Largest lead - RICE None, MAR by 32 4th-02:00.
RICE led for 00:00. MAR led for 39:39. Game was tied for 00:21.
Score tied - 0 times.
Lead changed - 0 times.



**UAB 64, Rice 55 (Game 17)**  
**Tudor Fieldhouse • Houston • 1/21/16**

**UAB 64 • 10-7,3-3**

##	Player	Total		3-Ptr		Rebounds			PF	TP	A	TO	Blk	Stl	Min
		FG-FGA	FG-FGA	FG-FGA	FT-FTA	Off	Def	Tot							
15	WINBORNE, Brittany	f	4-9	0-0	0-0	2	6	8	1	8	0	4	0	1	32
23	ANDERSON, Kayla	f	1-5	0-0	1-2	1	2	3	4	3	2	1	2	0	26
14	LEWIS, T'erra	g	3-6	0-2	1-4	1	3	4	1	7	0	2	0	0	30
20	KUZMANIC, Deanna	g	6-10	4-8	1-2	0	3	3	0	17	4	0	0	2	34
21	BLACK, Chelsea	g	5-9	5-9	2-2	0	1	1	1	17	2	1	1	0	34
04	DUFELMEIER, Bianca		2-2	0-0	0-0	0	1	1	0	4	1	2	0	2	10
12	FARMER, Keonna		1-2	0-0	0-0	0	1	1	0	2	0	2	0	0	7
22	GARLAND, Maya		0-1	0-0	0-0	0	1	1	0	0	0	1	0	0	11
24	RAWLS, Kara		3-6	0-0	0-0	0	1	1	1	6	0	0	0	2	16
	Team					0	3	3							1
	Totals		25-50	9-19	5-10	5	22	27	8	64	9	14	3	7	200

FG % 1st Half: 13-26 50.0% 2nd half: 12-24 50.0% Game: 25-50 50.0% Deadball Rebounds 3  
 3FG % 1st Half: 5-9 55.6% 2nd half: 4-10 40.0% Game: 9-19 47.4%  
 FT % 1st Half: 1-2 50.0% 2nd half: 4-8 50.0% Game: 5-10 50.0%

**Rice 55 • 3-14, 2-4**

##	Player	Total		3-Ptr		Rebounds			PF	TP	A	TO	Blk	Stl	Min
		FG-FGA	FG-FGA	FG-FGA	FT-FTA	Off	Def	Tot							
32	LANG, Alyssa	f	3-4	0-0	3-4	0	5	5	2	9	0	0	0	0	28
33	GOODWINE, Jasmine	f	7-13	0-1	2-3	2	5	7	2	16	1	2	0	1	32
03	HAWKINS, Maya	g	5-9	1-5	0-0	1	1	2	2	11	3	4	0	0	38
10	KNIGHT, Wendy	g	5-7	2-4	0-0	0	3	3	2	12	3	3	1	1	35
20	RAINEY, Shani	g	2-7	0-2	0-2	0	0	0	3	4	2	3	0	0	32
05	GRIGSBY, Lauren		1-3	1-2	0-0	0	0	0	1	3	1	1	0	1	10
11	DUCAT, Lexie		0-3	0-0	0-0	1	5	6	1	0	0	3	0	0	20
21	STANTON, Gabrielle		0-0	0-0	0-0	0	0	0	0	0	1	1	0	0	3
44	OBINNAH, Adaeze		0-0	0-0	0-0	0	1	1	0	0	0	1	0	0	2
	Team					0	2	2							3
	Totals		23-46	4-14	5-9	4	22	26	13	55	11	18	1	3	200

FG % 1st Half: 10-19 52.6% 2nd half: 13-27 48.1% Game: 23-46 50.0% Deadball Rebounds 1  
 3FG % 1st Half: 0-4 0.0% 2nd half: 4-10 40.0% Game: 4-14 28.6%  
 FT % 1st Half: 1-4 25.0% 2nd half: 4-5 80.0% Game: 5-9 55.6%

Officials: Chaney Muench, Bill Larence, Travis Jones  
 Technical fouls: UAB-None. Rice-None.  
 Attendance: 305

Score by periods	1st	2nd	3rd	4th	Total
UAB	21	11	14	18	64
Rice	11	10	21	13	55

	In	Off	2nd	Fast	
Points	Paint	T/O	Chance	Break	Bench
UAB	28	22	4	4	12
RICE	22	20	6	0	3

Last FG - UAB 4th-01:15, RICE 4th-01:54.  
 Largest lead - UAB by 17 2nd-04:16, RICE by 3 1st-04:13.  
 UAB led for 35:45. RICE led for 01:57. Game was tied for 02:18.

Score tied - 2 times.  
 Lead changed - 3 times.



**Middle Tennessee 61, Rice 60 (Game 18)**  
**Tudor Fieldhouse • Houston • 1/23/16**

**Middle Tennessee 61 • 11-7, 5-2 C-USA**

##	Player	Total		3-Ptr		Rebounds			PF	TP	A	TO	Blk	Stl	Min
		FG-FGA	FG-FGA	FG-FGA	FT-FTA	Off	Def	Tot							
00	JOHNSON, Alex	f	6-12	0-0	13-16	3	2	5	4	25	0	3	0	0	29
23	LYON, Gabby	f	1-3	0-0	1-2	4	5	9	5	3	1	0	0	4	32
05	SISSOM, Abbey	g	1-5	0-4	0-0	0	1	1	0	2	6	4	0	1	37
12	EDWARDS, Brea	g	7-14	4-9	2-2	0	5	5	1	20	0	3	0	1	40
20	PETTY, Ty	g	4-13	0-4	3-4	0	3	3	3	11	4	6	0	5	40
24	REUTER, Rebecca	g	0-0	0-0	0-0	1	3	4	2	0	0	3	1	0	12
31	PORTER, TiAnna		0-1	0-0	0-0	0	0	0	1	0	0	0	0	0	7
32	WARDEN, Caroline		0-0	0-0	0-0	0	0	0	1	0	0	1	0	0	3
	Team					1	3	4							1
	Totals		19-48	4-17	19-24	9	22	31	17	61	11	21	1	11	200

FG % 1st Half: 11-22 50.0% 2nd half: 8-26 30.8% Game: 19-48 39.6% Deadball Rebounds 4  
 3FG % 1st Half: 1-7 14.3% 2nd half: 3-10 30.0% Game: 4-17 23.5%  
 FT % 1st Half: 7-9 77.8% 2nd half: 12-15 80.0% Game: 19-24 79.2%

**Rice 60 • 3-15, 2-5 C-USA**

##	Player	Total		3-Ptr		Rebounds			PF	TP	A	TO	Blk	Stl	Min
		FG-FGA	FG-FGA	FG-FGA	FT-FTA	Off	Def	Tot							
32	LANG, Alyssa	f	3-4	0-0	1-4	0	5	5	4	7	2	1	0	0	29
33	GOODWINE, Jasmine	f	8-12	0-0	6-7	1	3	4	2	22	0	2	3	2	27
03	HAWKINS, Maya	g	6-13	2-5	0-0	0	2	2	3	14	9	10	0	1	39
10	KNIGHT, Wendy	g	2-3	0-0	1-1	1	4	5	1	5	3	0	0	3	35
20	RAINEY, Shani	g	3-5	0-1	2-4	0	3	3	5	8	1	2	0	1	19
05	GRIGSBY, Lauren		1-7	0-2	0-0	0	1	1	3	2	1	3	0	2	26
11	DUCAT, Lexie		1-3	0-0	0-0	0	1	1	4	2	1	2	0	0	18
44	OBINNAH, Adaeze		0-0	0-0	0-0	0	0	0	1	0	0	0	0	0	7
	Team					1	2	3							7
	Totals		24-47	2-8	10-16	3	21	24	23	60	17	20	3	9	200

FG % 1st Half: 12-22 54.5% 2nd half: 12-25 48.0% Game: 24-47 51.1% Deadball Rebounds 4  
 3FG % 1st Half: 1-4 25.0% 2nd half: 1-4 25.0% Game: 2-8 25.0%  
 FT % 1st Half: 1-1 100.0 2nd half: 9-15 60.0% Game: 10-16 62.5%

Officials: Metta Roberts, Scotty Hermann, Eric Koch  
 Technical fouls: Middle Tennessee-None. Rice-None.  
 Attendance: 549

Score by periods	1st	2nd	3rd	4th	Total
Middle Tennessee	19	11	14	17	61
Rice	12	14	18	16	60

	In	Off	2nd	Fast	
Points	Paint	T/O	Chance	Break	Bench
MT	26	24	7	6	0
RICE	32	18	2	12	4

Last FG - MT 4th-00:06, RICE 4th-00:31.  
 Largest lead - MT by 10 2nd-07:33, RICE by 2 1st-08:30.  
 MT led for 28:52. RICE led for 03:26. Game was tied for 07:42.

Score tied - 8 times.  
 Lead changed - 7 times.



**#3 Maya Hawkins****Guard - 5-6****Junior****Mansfield, Texas - Lake Ridge HS****Rice College: McMurtry**

	Season-High	Career-High
<b>Points</b>	27, vs. NT, 1/10	27, vs. NT, 1/10/16
<b>Rebounds</b>	9, vs. UTSA, 1/3	10, at UTSA, 1/2/15
<b>Assists</b>	10, at WKU, 1/14	10, at WKU, 1/14/16
<b>Blocks</b>	--	1, 2x, L: at Texas, 12/30/14
<b>Steals</b>	4, at Sam Houston, 12/17	4, 3x, L: at Sam Houston, 12/17/15
<b>Minutes</b>	47, vs. NT, 1/10	47, vs. NT, 1/10/16
<b>Double Doubles</b>	--	1, at UTSA, 1/2/15

**SEASON STATS**

Opponent	Date	gs	min	Total		3-Pointers		Free throws		Rebounds				Scoring							
				fg-fga	pct	3fg-fga	pct	ft-fa	pct	off	def	tot	avg	pf	a	t/o	blk	stl	pts	avg	
at Kentucky	11/13/15	*	21	2-6	.333	1-4	.250	0-0	.000	1	1	2	2.0	2	2	5	0	3	5	5.0	
at Texas A&M-Corpus Chri	11/18/15	*	28	2-8	.250	1-5	.200	0-0	.000	0	1	1	1.5	2	5	3	0	0	5	5.0	
TEXAS	11/21/15	*	25	2-9	.222	0-4	.000	0-0	.000	0	5	5	2.7	3	3	4	0	0	4	4.7	
at McNeese	11/25/15	*	23	4-7	.571	4-7	.571	0-0	.000	0	1	1	2.3	5	0	7	0	1	12	6.5	
HARVARD	11/28/15	*	27	3-7	.429	2-6	.333	0-0	.000	0	1	1	2.0	4	3	0	0	1	8	6.8	
at Baylor	12/02/15	*	25	4-11	.364	1-7	.143	0-0	.000	0	1	1	1.8	2	2	4	0	0	9	7.2	
HOUSTON	12/05/15	*	36	6-13	.462	5-11	.455	4-5	.800	1	0	1	1.7	2	0	3	0	2	21	9.1	
at Sam Houston State	12/17/15	*	35	8-12	.667	4-5	.800	0-0	.000	0	4	4	2.0	1	6	3	0	4	20	10.5	
at Stephen F. Austin	12/19/15	*	36	3-12	.250	1-6	.167	0-0	.000	1	4	5	2.3	3	3	2	0	1	7	10.1	
TEXAS SOUTHERN	12/21/15	*	38	3-14	.214	1-8	.125	2-4	.500	0	3	3	2.4	4	7	4	0	1	9	10.0	
LOYOLA CHICAGO	12/28/15	*	24	2-8	.250	2-4	.500	0-0	.000	0	3	3	2.5	4	0	7	0	0	6	9.6	
UTEP	1/1/16	*	35	4-15	.267	2-9	.222	6-6	1.000	2	3	5	2.7	0	3	6	0	1	16	10.2	
UTSA	1/3/16	*	43	5-16	.313	0-6	.000	2-2	1.000	1	8	9	3.2	1	5	3	0	2	12	10.3	
NORTH TEXAS	1/10/16	*	47	9-17	.529	5-11	.455	4-8	.500	1	4	5	3.3	5	7	5	0	2	27	11.5	
at WKU	01/14/16	*	36	2-7	.286	0-3	.000	0-0	.000	1	2	3	3.3	2	10	6	0	1	4	11.0	
at Marshall	1/16/16	*	30	2-8	.250	2-5	.400	0-0	.000	0	0	0	3.1	3	3	2	0	0	6	10.7	
UAB	1/21/16	*	38	5-9	.556	1-5	.200	0-0	.000	1	1	2	3.0	2	3	4	0	0	11	10.7	
MIDDLE TENNESSEE	1/23/16	*	39	6-13	.462	2-5	.400	0-0	.000	0	2	2	2.9	3	9	10	0	1	14	10.9	
Totals			18	586	72-192	.375	34-111	.306	18-25	.720	9	44	53	2.9	48	71	78	0	20	196	10.9

**CAREER STATS**

Season	gp-gs	min/avg	Total		3-Point		F-Throws		Rebounds				Scoring							
			fg-fga	pct	fg-fga	pct	ft-fa	pct	off	def	tot	avg	pf	fo	ast	to	blk	stl	pts	avg
2013-14	19-14	502/26.4	47-145	.324	24-76	.316	15-17	.882	8	23	31	1.6	51	2	42	58	1	21	133	7.0
2014-15	23-18	569/24.7	61-163	.374	28-75	.373	21-26	.808	8	44	52	2.3	68	3	66	66	1	30	171	7.4
2015-16	18-18	586/32.6	72-192	.375	34-111	.306	18-25	.720	9	44	53	2.9	48	2	71	78	0	20	196	10.9
TOTAL	60-50	1657/27.6	180-500	.360	86-262	.328	54-68	.794	25	111	136	2.3	167	7	179	202	2	71	500	8.3



**#5 Lauren Grigsby**  
**Guard - 5-10**  
**Freshman**  
**Spring, Texas - Dekaney HS**  
**Rice College: Baker**

	Season-High	Career-High
<b>Points</b>	9, at Baylor, 12/2	9, at Baylor, 12/2/15
<b>Rebounds</b>	5, 2x, L: at SFA, 12/19	5, at A&M-Corpus, 11/18/15
<b>Assists</b>	6, at Sam Houston, 12/17	6, at Sam Houston, 12/17/15
<b>Blocks</b>	1, 4x, L: vs. Loyola, 12/28	1, 3x, L: at Baylor, 12/2/15
<b>Steals</b>	3, vs. Houston, 12/5	3, vs. Houston, 12/5/15
<b>Minutes</b>	31, at Baylor, 12/2	31, at Baylor, 12/2/15
<b>Double Doubles</b>	--	--

### 2015-16 SEASON STATS

Opponent	Date	gs	min	Total		3-Pointers		Free throws		Rebounds				pf	a	t/o	blk	stl	pts	avg
				fg-fga	pct	3fg-fga	pct	ft-fta	pct	off	def	tot	avg							
at Kentucky	11/13/15	14		0-1	.000	0-0	.000	0-0	.000	0	1	1	1.0	0	0	0	0	1	0	0.0
at Texas A&M-Corpus Chri	11/18/15	28		3-7	.429	1-2	.500	0-0	.000	1	4	5	3.0	3	5	3	0	1	7	3.5
TEXAS	11/21/15	12		2-3	.667	1-2	.500	1-1	1.000	0	0	0	2.0	1	0	2	1	0	6	4.3
at McNeese	11/25/15	15		1-2	.500	0-0	.000	0-0	.000	0	3	3	2.3	1	1	5	1	1	2	3.8
HARVARD	11/28/15	10		0-3	.000	0-1	.000	0-0	.000	0	0	0	1.8	1	1	0	0	0	0	3.0
at Baylor	12/02/15	31		3-9	.333	3-6	.500	0-0	.000	1	3	4	2.2	3	2	2	1	1	9	4.0
HOUSTON	12/05/15	19		3-5	.600	1-1	1.000	0-1	.000	1	3	4	2.4	2	2	4	0	3	7	4.4
at Sam Houston State	12/17/15	27		2-6	.333	0-1	.000	3-3	1.000	0	1	1	2.3	1	6	5	0	0	7	4.8
at Stephen F. Austin	12/19/15	22		0-7	.000	0-3	.000	0-0	.000	0	5	5	2.6	2	2	4	0	0	0	4.2
TEXAS SOUTHERN	12/21/15	7		0-1	.000	0-0	.000	0-0	.000	0	1	1	2.4	2	0	1	0	0	0	3.8
LOYOLA CHICAGO	12/28/15	24		1-4	.250	1-1	1.000	0-0	.000	0	1	1	2.3	1	2	3	1	1	3	3.7
UTEP	1/1/16	7		1-1	1.000	0-0	.000	0-0	.000	0	1	1	2.2	0	0	1	0	0	2	3.6
UTSA	1/3/16	26		1-8	.125	1-3	.333	1-2	.500	2	2	4	2.3	2	0	3	0	0	4	3.6
NORTH TEXAS	1/10/16	16		1-5	.200	1-3	.333	3-4	.750	0	4	4	2.4	1	2	2	0	2	6	3.8
at WKU	01/14/16	14		1-3	.333	0-1	.000	2-2	1.000	0	0	0	2.3	1	0	1	0	0	4	3.8
at Marshall	1/16/16	15		0-3	.000	0-2	.000	2-4	.500	2	2	4	2.4	4	2	2	0	2	2	3.7
UAB	1/21/16	10		1-3	.333	1-2	.500	0-0	.000	0	0	0	2.2	1	1	1	0	1	3	3.6
MIDDLE TENNESSEE	1/23/16	26		1-7	.143	0-2	.000	0-0	.000	0	1	1	2.2	3	1	3	0	2	2	3.6
<b>Totals</b>		<b>0</b>	<b>323</b>	<b>21-78</b>	<b>.269</b>	<b>10-30</b>	<b>.333</b>	<b>12-17</b>	<b>.706</b>	<b>7</b>	<b>32</b>	<b>39</b>	<b>2.2</b>	<b>29</b>	<b>27</b>	<b>42</b>	<b>4</b>	<b>15</b>	<b>64</b>	<b>3.6</b>

### CAREER STATS

Season	gp-gs	min/avg	Total		3-Point		F-Throws		Rebounds				Scoring							
			fg-fga	pct	fg-fga	pct	ft-fta	pct	off	def	tot	avg	pf	fo	ast	to	blk	stl	pts	avg
2015-16	18-0	323/17.9	21-78	.269	10-30	.333	12-17	.706	7	32	39	2.2	29	0	27	42	4	15	64	3.6
<b>TOTAL</b>	<b>18-0</b>	<b>323/17.9</b>	<b>21-78</b>	<b>.269</b>	<b>10-30</b>	<b>.333</b>	<b>12-17</b>	<b>.706</b>	<b>7</b>	<b>32</b>	<b>39</b>	<b>2.2</b>	<b>29</b>	<b>0</b>	<b>27</b>	<b>42</b>	<b>4</b>	<b>15</b>	<b>64</b>	<b>3.6</b>



**#10 Wendy Knight**  
**Guard - 5-9**  
**Sophomore**  
**San Antonio, Texas - Reagan HS**  
**Rice College: Lovett**

	Season-High	Career-High
Points	16, vs. NT, 1/10	16, vs. NT, 1/10/16
Rebounds	8, vs. NT, 1/10	8, vs. NT, 1/10/16
Assists	3, 6x, L: vs. MT, 1/23	3, 6x, L: vs. MT, 1/23/16
Blocks	2, at WKU, 1/14	2, 2x, L: at WKU, 1/14/16
Steals	3, vs. MT, 1/23	3, vs. MT, 1/23/16
Minutes	50, vs. NT, 1/10	50, vs. NT, 1/10/16
Double Doubles	--	--

### 2015-16 SEASON STATS

Opponent	Date	gs	min	Total		3-Pointers		Free throws		Rebounds				Scoring							
				fg-fga	pct	3fg-fga	pct	ft-fta	pct	off	def	tot	avg	pf	a	t/o	blk	stl	pts	avg	
at Kentucky	11/13/15		17	3-5	.600	2-2	1.000	0-0	.000	0	0	0	0.0	0	0	1	0	1	8	8.0	
at Texas A&M-Corpus Chri	11/18/15		24	2-6	.333	2-4	.500	0-0	.000	1	2	3	1.5	1	1	2	0	1	6	7.0	
TEXAS	11/21/15	*	32	3-8	.375	1-4	.250	1-1	1.000	0	4	4	2.3	0	2	3	1	2	8	7.3	
at McNeese	11/25/15	*	22	0-5	.000	0-3	.000	0-0	.000	1	4	5	3.0	4	3	2	1	0	0	5.5	
HARVARD	11/28/15	*	29	1-4	.250	0-1	.000	0-1	.000	1	1	2	2.8	2	0	1	1	0	2	4.8	
at Baylor	12/02/15	*	15	0-3	.000	0-3	.000	0-0	.000	2	0	2	2.7	3	0	1	0	0	0	4.0	
HOUSTON	12/05/15	*	26	0-3	.000	0-3	.000	6-6	1.000	1	0	1	2.4	0	1	2	0	1	6	4.3	
at Sam Houston State	12/17/15	*	13	1-3	.333	0-2	.000	0-0	.000	2	2	4	2.6	0	1	0	0	0	2	4.0	
at Stephen F. Austin	12/19/15	*	24	1-2	.500	1-1	1.000	0-0	.000	1	5	6	3.0	1	0	3	1	1	3	3.9	
TEXAS SOUTHERN	12/21/15	*	37	6-11	.545	1-5	.200	1-1	1.000	1	1	2	2.9	0	3	1	1	1	14	4.9	
LOYOLA CHICAGO	12/28/15	*	31	2-7	.286	2-6	.333	0-0	.000	0	3	3	2.9	2	2	0	1	2	6	5.0	
UTEP	1/1/16	*	36	3-6	.500	2-3	.667	3-3	1.000	1	4	5	3.1	4	3	1	0	2	11	5.5	
UTSA	1/3/16	*	39	3-5	.600	2-3	.667	3-4	.750	2	4	6	3.3	1	1	1	0	2	11	5.9	
NORTH TEXAS	1/10/16	*	50	5-10	.500	2-6	.333	4-4	1.000	2	6	8	3.6	2	3	2	0	1	16	6.6	
at WKU	01/14/16	*	33	1-3	.333	1-1	1.000	0-0	.000	2	3	5	3.7	4	1	1	2	0	3	6.4	
at Marshall	1/16/16	*	34	2-5	.400	1-4	.250	2-2	1.000	0	1	1	3.6	1	0	2	1	1	7	6.4	
UAB	1/21/16	*	35	5-7	.714	2-4	.500	0-0	.000	0	3	3	3.5	2	3	3	1	1	12	6.8	
MIDDLE TENNESSEE	1/23/16	*	35	2-3	.667	0-0	.000	1-1	1.000	1	4	5	3.6	1	3	0	0	3	5	6.7	
Totals			16	532	40-96	.417	19-55	.345	21-23	.913	18	47	65	3.6	28	27	26	10	19	120	6.7

### CAREER STATS

Season	gp-gs	min/avg	Total		3-Point		F-Throws		Rebounds				Scoring							
			fg-fga	pct	fg-fga	pct	ft-fta	pct	off	def	tot	avg	pf	fo	ast	to	blk	stl	pts	avg
2014-15	28-0	257/9.2	19-71	.268	10-46	.217	9-12	.750	5	28	33	1.2	22	0	13	16	5	8	57	2.0
2015-16	18-16	532/29.6	40-96	.417	19-55	.345	21-23	.913	18	47	65	3.6	28	0	27	26	10	19	120	6.7
TOTAL	46-16	789/17.2	59-167	.353	29-101	.287	30-35	.857	23	75	98	2.1	50	0	40	42	15	27	177	3.8



**#11 Lexie Ducat**  
**Forward - 6-1**  
**Freshman**  
**Brock, Texas - Brock HS**  
**Rice College: Will Rice**


	Season-High	Career-High
<b>Points</b>	12, at WKU, 1/14	12, at WKU, 1/14/16
<b>Rebounds</b>	12, at WKU, 1/14	12, at WKU, 1/14/16
<b>Assists</b>	2, 2x, L: at Baylor, 12/2	2, 2x, L: at Baylor, 12/2/15
<b>Blocks</b>	4, at WKU, 1/14	1, 2x, L: vs. NT, 1/10/16
<b>Steals</b>	1, 2x, L: vs. UTEP, 1/1	1, 2x, L: vs. UTEP, 1/1/16
<b>Minutes</b>	34, at WKU, 1/14	34, at WKU, 1/14/16
<b>Double Doubles</b>	--	--

### 2015-16 SEASON STATS

Opponent	Date	gs	min	Total		3-Pointers		Free throws		Rebounds				pf	a	t/o	blk	stl	pts	avg
				fg-fga	pct	3fg-fga	pct	ft-fta	pct	off	def	tot	avg							
at Kentucky	11/13/15		21	1-4	.250	0-1	.000	2-4	.500	3	1	4	4.0	3	0	1	0	0	4	4.0
at Texas A&M-Corpus Chri	11/18/15		18	1-3	.333	0-0	.000	2-4	.500	3	2	5	4.5	2	0	3	0	0	4	4.0
TEXAS	11/21/15		6	0-0	.000	0-0	.000	0-0	.000	0	0	0	3.0	1	0	0	0	0	0	2.7
at McNeese	11/25/15		11	1-4	.250	0-0	.000	0-0	.000	3	1	4	3.3	2	1	2	1	0	2	2.5
HARVARD	11/28/15		16	1-3	.333	0-1	.000	0-0	.000	1	1	2	3.0	3	2	1	0	1	2	2.4
at Baylor	12/02/15		19	0-1	.000	0-0	.000	0-0	.000	0	3	3	3.0	1	2	2	0	0	0	2.0
HOUSTON	12/05/15		3	0-0	.000	0-0	.000	0-0	.000	0	0	0	2.6	2	1	1	0	0	0	1.7
at Sam Houston State	12/17/15		12	1-3	.333	0-0	.000	1-2	.500	1	0	1	2.4	1	1	0	0	0	3	1.9
at Stephen F. Austin	12/19/15		6	0-0	.000	0-0	.000	2-2	1.000	0	0	0	2.1	0	0	0	0	0	2	1.9
TEXAS SOUTHERN	12/21/15		3	0-1	.000	0-0	.000	0-0	.000	1	0	1	2.0	0	0	0	0	0	0	1.7
LOYOLA CHICAGO	12/28/15		2	0-0	.000	0-0	.000	0-0	.000	0	0	0	1.8	0	0	0	0	0	0	1.5
UTEP	1/1/16		18	1-3	.333	0-1	.000	0-0	.000	0	2	2	1.8	2	1	0	0	1	2	1.6
UTSA	1/3/16		10	0-3	.000	0-0	.000	0-0	.000	0	0	0	1.7	2	0	1	0	0	0	1.5
NORTH TEXAS	1/10/16		13	4-4	1.000	0-0	.000	0-0	.000	1	1	2	1.7	3	1	2	1	0	8	1.9
at WKU	01/14/16		34	6-10	.600	0-0	.000	0-0	.000	5	7	12	2.4	2	1	4	4	0	12	2.6
at Marshall	1/16/16		4	0-0	.000	0-0	.000	0-0	.000	1	0	1	2.3	4	1	1	0	0	0	2.4
UAB	1/21/16		20	0-3	.000	0-0	.000	0-0	.000	1	5	6	2.5	1	0	3	0	0	0	2.3
MIDDLE TENNESSEE	1/23/16		18	1-3	.333	0-0	.000	0-0	.000	0	1	1	2.4	4	1	2	0	0	2	2.3
Totals		0	234	17-45	.378	0-3	.000	7-12	.583	20	24	44	2.4	33	12	23	6	2	41	2.3

### CAREER STATS

Season	gp-gs	min/avg	Total		3-Point		F-Throws		Rebounds				Scoring							
			fg-fga	pct	fg-fga	pct	ft-fta	pct	off	def	tot	avg	pf	fo	ast	to	blk	stl	pts	avg
2015-16	18-0	234/13.0	17-45	.378	0-3	.000	7-12	.583	20	24	44	2.4	33	0	12	23	6	2	41	2.3
TOTAL	18-0	234/13.0	17-45	.378	0-3	.000	7-12	.583	20	24	44	2.4	33	0	12	23	6	2	41	2.3



**#13 Jazz Taylor**  
**Guard - 5-8**  
**Freshman**  
**Dallas, Texas - Duncanville HS**  
**Rice College: Baker**

	<b>Season-High</b>	<b>Career-High</b>
<b>Points</b>	N/A	N/A
<b>Rebounds</b>	N/A	N/A
<b>Assists</b>	N/A	N/A
<b>Blocks</b>	N/A	N/A
<b>Steals</b>	N/A	N/A
<b>Minutes</b>	N/A	N/A
<b>Double Doubles</b>	N/A	N/A

**High School:** Played under head coach Cathy Self-Morgan at Duncanville High School ... Part of a Pantherettes squad that went 32-8 her senior season, while averaging 10 ppg, 5 apg and 5 spg ... A four-year starter, was tabbed an Adidas All-American and McDonalds All-American nominee ... was a TGCA All-Star, First-Team All-District and Academic All-State selection ... also ran cross country.



**#20 Shani Rainey**  
**Guard - 5-10**  
**Sophomore**  
**Fairview, Texas - Lovejoy HS**  
**Rice College: McMurtry**

	Season-High	Career-High
Points	21, vs. TXSO, 12/21	22, vs. UTSA, 3/4/15
Rebounds	11, 2x, L: vs. Loyola, 12/28	11, 2x, L: vs. Loyola, 12/28/15
Assists	3, vs. Harvard, 11/28	5, vs. Lamar, 12/28/14
Blocks	2, at McNeese, 11/25	2, 2x, L: at McNeese, 11/25/15
Steals	3, 2x, L: vs. UTEP, 1/1	4, vs. FIU, 2/19/15
Minutes	39, vs. NT, 1/10	39, vs. NT, 1/10/16
Double Doubles	3, L: vs. Loyola, 12/28	3, L: vs. Loyola, 12/28/15

### 2015-16 SEASON STATS

Opponent	Date	gs	min	Total		3-Pointers		Free throws		Rebounds				pf	a	t/o	blk	stl	pts	avg	
				fg-fga	pct	3fg-fga	pct	ft-fa	pct	off	def	tot	avg								
at Kentucky	11/13/15	*	32	5-11	.455	0-2	.000	2-8	.250	0	5	5	5.0	3	2	6	0	2	12	12.0	
at Texas A&M-Corpus Chri	11/18/15	*	24	4-9	.444	0-3	.000	0-1	.000	3	1	4	4.5	1	0	2	0	2	8	10.0	
TEXAS	11/21/15	*	31	5-8	.625	2-2	1.000	8-12	.667	0	5	5	4.7	4	1	4	1	0	20	13.3	
at McNeese	11/25/15	*	34	4-12	.333	2-5	.400	7-12	.583	4	7	11	6.3	4	2	2	2	0	17	14.3	
HARVARD	11/28/15	*	33	4-10	.400	1-4	.250	4-7	.571	4	3	7	6.4	3	3	5	0	3	13	14.0	
at Baylor	12/02/15	*	26	1-6	.167	0-3	.000	3-5	.600	1	3	4	6.0	4	2	1	0	0	5	12.5	
HOUSTON	12/05/15	*	32	4-8	.500	1-2	.500	0-2	.000	1	7	8	6.3	0	1	3	0	1	9	12.0	
at Sam Houston State	12/17/15	*	28	0-7	.000	0-4	.000	3-4	.750	0	6	6	6.3	2	1	5	0	0	3	10.9	
at Stephen F. Austin	12/19/15	*	27	0-6	.000	0-1	.000	7-13	.538	3	0	3	5.9	5	0	4	0	0	7	10.4	
TEXAS SOUTHERN	12/21/15	*	36	8-13	.615	3-4	.750	2-4	.500	5	5	10	6.3	2	2	4	0	2	21	11.5	
LOYOLA CHICAGO	12/28/15	*	21	3-10	.300	1-4	.250	8-11	.727	6	5	11	6.7	4	1	6	0	1	15	11.8	
UTEP	1/1/16	*	33	3-10	.300	0-2	.000	1-4	.250	4	4	8	6.8	4	1	5	0	3	7	11.4	
UTSA	1/3/16	*	22	3-6	.500	0-0	.000	1-2	.500	3	1	4	6.6	5	0	3	0	2	7	11.1	
NORTH TEXAS	1/10/16	*	39	1-13	.077	0-6	.000	6-12	.500	4	2	6	6.6	5	2	2	0	2	8	10.9	
at WKU	01/14/16	*	20	4-7	.571	1-2	.500	6-13	.462	0	2	2	6.3	4	0	5	0	1	15	11.1	
at Marshall	1/16/16	*	32	5-13	.385	0-1	.000	3-8	.375	4	0	4	6.1	3	2	3	1	2	13	11.3	
UAB	1/21/16	*	32	2-7	.286	0-2	.000	0-2	.000	0	0	0	5.8	3	2	3	0	0	4	10.8	
MIDDLE TENNESSEE	1/23/16	*	19	3-5	.600	0-1	.000	2-4	.500	0	3	3	5.6	5	1	2	0	1	8	10.7	
Totals			18	521	59-161	.366	11-48	.229	63-124	.508	42	59	101	5.6	61	23	65	4	22	192	10.7

### CAREER STATS

Season	gp-gs	min/avg	Total		3-Point		F-Throws		Rebounds				Scoring							
			fg-fga	pct	fg-fga	pct	ft-fa	pct	off	def	tot	avg	pf	fo	ast	to	blk	stl	pts	avg
2014-15	30-11	538/17.9	64-174	.368	5-21	.238	60-128	.469	45	40	85	2.8	50	0	36	53	7	33	193	6.4
2015-16	18-18	521/28.9	59-161	.366	11-48	.229	63-124	.508	42	59	101	5.6	61	4	23	65	4	22	192	10.7
TOTAL	48-29	1059/22.1	123-335	.367	16-69	.232	123-252	.488	87	99	186	3.9	111	4	59	118	11	55	385	8.0



**#21 Gabrielle Stanton**  
**Guard - 5-7**  
**Freshman**  
**Kingwood, Texas - Kingwood HS**  
**Rice College: Will Rice**

	Season-High	Career-High
Points	11, vs. TXSO, 12/21	11, vs. TXSO, 12/21/15
Rebounds	2, 3x, L: at WKU, 1/14	2, 3x, L: at WKU, 1/14/16
Assists	2, 2x, L: vs. Harvard, 11/28	2, 2x, L: vs. Harvard, 11/28
Blocks	--	N/A
Steals	2, vs. Houston, 12/5	2, vs. Houston, 12/5/15
Minutes	21, vs. Harvard, 11/28	21, vs. Harvard, 11/28
Double Doubles	--	--

### 2015-16 SEASON STATS

Opponent	Date	qs	min	Total		3-Pointers		Free throws		Rebounds				Other								
				fg-fga	pct	3fg-fga	pct	ft-fta	pct	off	def	tot	avg	pf	a	t/o	blk	stl	pts	avg		
at Kentucky	11/13/15		14	0-6	.000	0-4	.000	0-0	.000	0	1	1	1.0	2	1	3	0	0	0	0	0	0.0
at Texas A&M-Corpus Chri	11/18/15		12	3-3	1.000	3-3	1.000	0-0	.000	0	0	0	0.5	3	1	0	0	0	0	0	9	4.5
TEXAS	11/21/15		18	1-5	.200	0-4	.000	2-2	1.000	0	1	1	0.7	2	0	2	0	0	0	4	4.3	
at McNeese	11/25/15		19	2-6	.333	1-5	.200	2-4	.500	1	1	2	1.0	1	2	4	0	0	0	7	5.0	
HARVARD	11/28/15		21	2-8	.250	1-2	.500	0-0	.000	0	2	2	1.2	2	2	3	0	0	0	5	5.0	
at Baylor	12/02/15		16	1-7	.143	1-5	.200	0-0	.000	0	0	0	1.0	1	0	3	0	1	3	4.7		
HOUSTON	12/05/15		7	0-1	.000	0-1	.000	0-0	.000	0	0	0	0.9	0	1	1	0	2	0	4.0		
at Sam Houston State	12/17/15		17	2-4	.500	2-4	.500	2-2	1.000	0	1	1	0.9	0	1	0	0	0	0	8	4.5	
at Stephen F. Austin	12/19/15		11	2-5	.400	1-3	.333	0-0	.000	0	0	0	0.8	0	0	3	0	0	5	4.6		
TEXAS SOUTHERN	12/21/15		17	4-13	.308	3-10	.300	0-2	.000	0	0	0	0.7	0	0	0	0	0	11	5.2		
LOYOLA CHICAGO	12/28/15		16	2-5	.400	1-4	.250	0-0	.000	1	0	1	0.7	1	0	2	0	0	5	5.2		
UTEP	1/1/16		10	1-3	.333	1-1	1.000	0-0	.000	0	1	1	0.8	0	1	1	0	0	3	5.0		
UTSA	1/3/16		8	1-3	.333	0-2	.000	0-2	.000	0	0	0	0.7	0	0	1	0	1	2	4.8		
NORTH TEXAS	1/10/16		14	1-3	.333	1-2	.500	3-4	.750	0	0	0	0.6	0	0	0	0	1	6	4.9		
at WKU	01/14/16		19	1-5	.200	0-3	.000	0-0	.000	0	2	2	0.7	2	1	2	0	0	2	4.7		
at Marshall	1/16/16		12	2-3	.667	1-2	.500	0-0	.000	0	1	1	0.8	2	1	3	0	1	5	4.7		
UAB	1/21/16		3	0-0	.000	0-0	.000	0-0	.000	0	0	0	0.7	0	1	1	0	0	0	4.4		
Totals		0	234	25-80	.313	16-55	.291	9-16	.563	2	10	12	0.7	16	12	29	0	6	75	4.4		

### CAREER STATS

Season	gp-gs	min/avg	Total		3-Point		F-Throws		Rebounds				Other						Scoring	
			fg-fga	pct	fg-fga	pct	ft-fta	pct	off	def	tot	avg	pf	fo	ast	to	blk	stl	pts	avg
2015-16	17-0	234/13.8	25-80	.313	16-55	.291	9-16	.563	2	10	12	0.7	16	0	12	29	0	6	75	4.4
TOTAL	17-0	234/13.8	25-80	.313	16-55	.291	9-16	.563	2	10	12	0.7	16	0	12	29	0	6	75	4.4



**#22 Nicole Iademarco**  
**Forward - 6-1**  
**RS Freshman**  
**The Woodlands, Texas -**  
**The Woodlands HS (Arizona St.)**  
**Rice College: Sid Richardson**

	<b>Season-High</b>	<b>Career-High</b>
<b>Points</b>	N/A	N/A
<b>Rebounds</b>	N/A	N/A
<b>Assists</b>	N/A	N/A
<b>Blocks</b>	N/A	N/A
<b>Steals</b>	N/A	N/A
<b>Minutes</b>	N/A	N/A
<b>Double Doubles</b>	N/A	N/A

**(Redshirting 2015-16 Season)**

**High School:** Played under head coach Cathy Self-Morgan at Duncanville High School ... Part of a Pantherettes squad that went 32-8 her senior season, while averaging 10 ppg, 5 apg and 5 spg ... A four-year starter, was tabbed an Adidas All-American and McDonalds All-American nominee ... was a TGCA All-Star, First-Team All-District and Academic All-State selection ... also ran cross country.





**#24 Elena Gumbs**  
**Guard - 5-5**  
**Senior**  
**Cibolo, Texas - Steele HS**  
**Rice College: Jones**

	<b>Season-High</b>	<b>Career-High</b>
Points	2, at Kentucky, 11/13	15, Lamar, 12/30/12
Rebounds	1, vs. Loyola, 12/28	7, vs. Texas State 12/5/13
Assists	1, 2x, L: vs. Loyola, 12/28	5, Lamar, 12/30/12
Blocks	--	1, at MT, 2/8/14
Steals	1, at McNeese, 11/25	4, vs. Houston 12/20/13
Minutes	6, at Baylor, 12/2	33, vs. Texas State 12/5/13
Double Doubles	--	--

### 2015-16 SEASON STATS

Opponent	Date	qs	min	Total		3-Pointers		Free throws		Rebounds				pf	a	t/o	blk	stl	pts	avg
				fg-fga	pct	3fg-fga	pct	ft-fta	pct	off	def	tot	avg							
at Kentucky	11/13/15	4		1-2	.500	0-0	.000	0-0	.000	0	0	0	0.0	0	0	0	0	0	2	2.0
at McNeese	11/25/15	5		0-0	.000	0-0	.000	0-0	.000	0	0	0	0.0	1	0	1	0	1	0	1.0
at Baylor	12/02/15	6		0-0	.000	0-0	.000	0-0	.000	0	0	0	0.0	0	1	0	0	0	0	0.7
LOYOLA CHICAGO	12/28/15	4		0-0	.000	0-0	.000	0-0	.000	0	1	1	0.3	0	1	1	0	0	0	0.5
at Marshall	1/16/16	4		0-1	.000	0-1	.000	0-0	.000	0	0	0	0.2	0	0	0	0	0	0	0.4
Totals		0	23	1-3	.333	0-1	.000	0-0	.000	0	1	1	0.2	1	2	2	0	1	2	0.4

### CAREER STATS

Season	gp-gs	min/avg	Total		3-Point		F-Throws		Rebounds				Scoring							
			fg-fga	pct	fg-fga	pct	ft-fta	pct	off	def	tot	avg	pf	fo	ast	to	blk	stl	pts	avg
2012-13	26-0	271/10.4	23-72	.319	7-24	.292	20-27	.741	15	27	42	1.6	25	0	24	47	0	10	73	2.8
2013-14	28-0	251/9.0	17-70	.243	7-40	.175	17-24	.708	8	19	27	1.0	28	0	23	28	1	14	58	2.1
2014-15	24-0	180/7.5	16-46	.348	2-11	.182	10-11	.909	1	15	16	0.7	8	0	16	17	0	9	44	1.8
2015-16	5-0	23/4.6	1-3	.333	0-1	.000	0-0	.000	0	1	1	0.2	1	0	2	2	0	1	2	0.4
TOTAL	83-0	725/8.7	57-191	.298	16-76	.211	47-62	.758	24	62	86	1.0	62	0	65	94	1	34	177	2.1



**#25 Courtney Brown**  
**Forward - 6-2**  
**Sophomore**  
**Austin, Texas - Cedar Ridge HS**  
**Rice College: Jones**

	Season-High	Career-High
Points	--	3, at Texas, 12/30/14
Rebounds	4, at McNeese, 11/25	4, at Southern Miss, 1/22/15
Assists	1, at Marshall, 1/16	1, 2x, L: at Marshall, 1/16/16
Blocks	1, at McNeese, 11/25	1, 3x, L: at McNeese, 11/25/15
Steals	1, 2x, L: at Marshall, 1/16	1, 2x, L: at Marshall, 1/16/16
Minutes	14, vs. Texas, 11/21/15	16, at Southern Miss, 1/22/15
Double Doubles	--	--

### 2015-16 SEASON STATS

Opponent	Date	gs	min	Total		3-Pointers		Free throws		Rebounds				pf	a	t/o	blk	stl	pts	avg	
				fg-fga	pct	3fg-fga	pct	ft-fa	pct	off	def	tot	avg								
at Kentucky	11/13/15		7	0-1	.000	0-1	.000	0-0	.000	0	2	2	2.0	2	0	0	0	0	0	0.0	
at Texas A&M-Corpus Chri	11/18/15		1	0-0	.000	0-0	.000	0-0	.000	0	0	0	1.0	1	0	1	0	0	0	0.0	
TEXAS	11/21/15		14	0-2	.000	0-2	.000	0-0	.000	1	1	2	1.3	1	0	1	0	0	0	0.0	
at McNeese	11/25/15		10	0-3	.000	0-1	.000	0-0	.000	2	2	4	2.0	1	0	1	1	0	0	0.0	
at Baylor	12/02/15		8	0-1	.000	0-1	.000	0-0	.000	0	3	3	2.2	1	0	0	0	0	0	0.0	
UTEP	1/1/16		6	0-1	.000	0-0	.000	0-0	.000	1	0	1	2.0	1	0	1	0	0	0	0.0	
UTSA	1/3/16		8	0-0	.000	0-0	.000	0-0	.000	1	0	1	1.9	1	0	1	0	1	0	0.0	
at Marshall	1/16/16		4	0-0	.000	0-0	.000	0-0	.000	0	2	2	1.9	0	1	0	0	1	0	0.0	
Totals			0	58	0-8	.000	0-5	.000	0-0	.000	5	10	15	1.9	8	1	5	1	2	0	0.0

### CAREER STATS

Season	gp-gs	min/avg	Total		3-Point		F-Throws		Rebounds				Scoring								
			fg-fga	pct	fg-fga	pct	ft-fa	pct	off	def	tot	avg	pf	fo	ast	to	blk	stl	pts	avg	
2014-15	9-0	41/4.6	2-10	.200	1-7	.143	3-4	.750	1	6	7	0.8	5	0	1	4	2	0		8	0.9
2015-16	8-0	58/7.3	0-8	.000	0-5	.000	0-0	.000	5	10	15	1.9	8	0	1	5	1	2		0	0.0
TOTAL	17-0	99/5.8	2-18	.111	1-12	.083	3-4	.750	6	16	22	1.3	13	0	2	9	3	2		8	0.5



**#32 Alyssa Lang**  
**Forward - 6-1**  
**Senior**  
**Rockwall, Texas - Rockwall HS**  
**Rice College: Duncan**

	Season-High	Career-High
Points	9, 3x, L: vs. UAB, 1/21	17, 2x, L: vs. NT, 2/1/15
Rebounds	12, 3x, L: vs. UTSA, 1/3	12, 3x, L: vs. UTSA, 1/3/16
Assists	4, 2x, L: vs. Loyola, 12/28	4, 2x, L: vs. Loyola, 12/28/15
Blocks	2, 2x, L: at WKU, 1/14	2, 5x, L: at WKU, 1/14/16
Steals	4, at SFA, 12/19	4, at SFA, 12/19/15
Minutes	45, vs. North Texas, 1/10	45, vs. North Texas, 1/10/16
Double Doubles	--	--

### 2015-16 SEASON STATS

Opponent	Date	gs	min	Total		3-Pointers		Free throws		Rebounds				Scoring							
				fg-fga	pct	3fg-fga	pct	ft-fta	pct	off	def	tot	avg	pf	a	t/o	blk	stl	pts	avg	
at Kentucky	11/13/15		12	0-1	.000	0-0	.000	0-0	.000	0	1	1	1.0	3	0	1	0	0	0	0	0.0
at Texas A&M-Corpus Chri	11/18/15		6	0-0	.000	0-0	.000	0-0	.000	0	1	1	1.0	1	0	0	0	2	0	0	0.0
TEXAS	11/21/15		18	1-3	.333	0-0	.000	0-2	.000	0	2	2	1.3	4	0	2	0	0	2	0.7	
at McNeese	11/25/15		17	1-3	.333	0-0	.000	0-4	.000	3	4	7	2.8	3	1	1	0	0	2	1.0	
HARVARD	11/28/15		11	2-2	1.000	0-0	.000	1-3	.333	1	0	1	2.4	4	0	0	1	0	5	1.8	
at Baylor	12/02/15		10	0-0	.000	0-0	.000	0-0	.000	1	0	1	2.2	4	1	2	0	0	0	1.5	
at Sam Houston State	12/17/15		30	3-7	.429	0-0	.000	1-2	.500	3	9	12	3.6	1	1	1	1	1	7	2.3	
at Stephen F. Austin	12/19/15		33	3-4	.750	0-0	.000	3-5	.600	1	10	11	4.5	1	0	1	0	4	9	3.1	
TEXAS SOUTHERN	12/21/15		41	1-5	.200	0-0	.000	0-2	.000	4	8	12	5.3	3	4	1	0	0	2	3.0	
LOYOLA CHICAGO	12/28/15	*	31	3-5	.600	0-0	.000	0-0	.000	0	6	6	5.4	4	4	0	1	1	6	3.3	
UTEP	1/1/16	*	33	2-3	.667	0-0	.000	5-6	.833	3	2	5	5.4	4	0	0	0	1	9	3.8	
UTSA	1/3/16	*	38	3-6	.500	0-0	.000	1-2	.500	2	10	12	5.9	2	3	1	2	0	7	4.1	
NORTH TEXAS	1/10/16	*	45	2-5	.400	0-0	.000	0-2	.000	4	4	8	6.1	2	1	3	1	0	4	4.1	
at WKU	01/14/16	*	20	1-3	.333	0-0	.000	1-2	.500	1	1	2	5.8	4	0	1	0	0	3	4.0	
at Marshall	1/16/16	*	26	2-4	.500	0-0	.000	1-1	1.000	0	3	3	5.6	3	1	2	0	0	5	4.1	
UAB	1/21/16	*	28	3-4	.750	0-0	.000	3-4	.750	0	5	5	5.6	2	0	0	0	0	9	4.4	
MIDDLE TENNESSEE	1/23/16	*	29	3-4	.750	0-0	.000	1-4	.250	0	5	5	5.5	4	2	1	0	0	7	4.5	
Totals			8	428	30-59	.508	0-0	.000	17-39	.436	23	71	94	5.5	49	18	17	6	9	77	4.5

### CAREER STATS

Season	gp-gs	min/avg	Total		3-Point		F-Throws		Rebounds				Scoring							
			fg-fga	pct	fg-fga	pct	ft-fta	pct	off	def	tot	avg	pf	fo	ast	to	blk	stl	pts	avg
2012-13	30-1	492/16.4	21-69	.304	4-17	.235	22-40	.550	24	63	87	2.9	66	0	16	27	10	11	68	2.3
2013-14	30-1	379/12.6	26-59	.441	5-17	.294	24-39	.615	25	30	55	1.8	64	0	11	17	5	5	81	2.7
2014-15	29-12	442/15.2	35-89	.393	1-6	.167	42-59	.712	25	61	86	3.0	65	0	12	25	3	8	113	3.9
2015-16	17-8	428/25.2	30-59	.508	0-0	.000	17-39	.436	23	71	94	5.5	49	0	18	17	6	9	77	4.5
TOTAL	106-22	1741/16.4	112-276	.406	10-40	.250	105-177	.593	97	225	322	3.0	244	0	57	86	24	33	339	3.2



**#33 Jasmine Goodwine**  
**Forward - 6-1**  
**Junior**  
**Killeen Texas - Killeen HS**  
**Rice College: Martel**

	Season-High	Career-High
Points	25, vs. NT, 1/10	25, 2x, L: vs. NT, 1/10/16
Rebounds	11, vs. Loyola, 12/28	11, 2x, L: vs. Loyola, 12/28/15
Assists	3, at Kentucky, 11/13	4, x2, L: vs. ODU, 3/11/15
Blocks	3, vs. MT, 1/23	4, vs. North Texas, 2/1/15
Steals	2, vs. MT, 1/23	2, 6x, L: vs. MT, 1/23/16
Minutes	48, vs. NT, 1/10	48, vs. NT, 1/10/16
Double Doubles	--	1, vs. Prairie View 11/14/14

### 2015-16 SEASON STATS

Opponent	Date	qs	min	Total		3-Pointers		Free throws		Rebounds				Other					pts	avg	
				fg-fga	pct	3fg-fga	pct	ft-fa	pct	off	def	tot	avg	pf	a	t/o	blk	stl			
at Kentucky	11/13/15	*	26	2-14	.143	0-3	.000	2-2	1.000	0	2	2	2.0	3	3	2	0	0	0	6	6.0
at Texas A&M-Corpus Chri	11/18/15	*	34	4-7	.571	0-0	.000	4-4	1.000	0	7	7	4.5	2	0	1	0	0	0	12	9.0
TEXAS	11/21/15	*	23	1-7	.143	0-0	.000	0-0	.000	1	2	3	4.0	2	1	3	0	1	2	6.7	
at McNeese	11/25/15	*	25	3-10	.300	0-1	.000	0-0	.000	0	7	7	4.8	4	0	3	1	0	6	6.5	
HARVARD	11/28/15	*	27	9-14	.643	1-2	.500	3-9	.333	3	4	7	5.2	4	1	1	0	1	22	9.6	
at Baylor	12/02/15	*	28	5-9	.556	0-1	.000	2-4	.500	1	2	3	4.8	3	1	1	0	0	12	10.0	
HOUSTON	12/05/15	*	38	3-6	.500	0-0	.000	1-2	.500	2	3	5	4.9	3	1	3	0	0	7	9.6	
at Sam Houston State	12/17/15	*	21	3-7	.429	0-0	.000	0-0	.000	1	1	2	4.5	3	0	1	1	0	6	9.1	
at Stephen F. Austin	12/19/15	*	18	3-9	.333	0-0	.000	0-2	.000	2	0	2	4.2	4	1	2	0	1	6	8.8	
TEXAS SOUTHERN	12/21/15	*	29	2-4	.500	0-1	.000	3-3	1.000	4	3	7	4.5	3	0	2	0	1	7	8.6	
LOYOLA CHICAGO	12/28/15	*	32	3-10	.300	0-1	.000	3-5	.600	3	8	11	5.1	3	1	2	2	0	9	8.6	
UTEP	1/1/16	*	17	2-10	.200	0-0	.000	0-0	.000	0	0	0	4.7	0	1	0	0	0	4	8.3	
UTSA	1/3/16	*	36	2-7	.286	0-0	.000	2-4	.500	2	3	5	4.7	2	2	4	1	1	6	8.1	
NORTH TEXAS	1/10/16	*	48	9-20	.450	0-2	.000	7-10	.700	5	3	8	4.9	3	1	0	2	1	25	9.3	
at WKU	01/14/16	*	23	3-6	.500	0-1	.000	0-0	.000	1	7	8	5.1	2	0	1	0	0	6	9.1	
at Marshall	1/16/16	*	29	5-10	.500	0-0	.000	2-2	1.000	0	2	2	4.9	1	1	1	2	0	12	9.3	
UAB	1/21/16	*	32	7-13	.538	0-1	.000	2-3	.667	2	5	7	5.1	2	1	2	0	1	16	9.6	
MIDDLE TENNESSEE	1/23/16	*	27	8-12	.667	0-0	.000	6-7	.857	1	3	4	5.0	2	0	2	3	2	22	10.3	
Totals			18	513	74-175	.423	1-13	.077	37-57	.649	28	62	90	5.0	46	15	31	12	9	186	10.3

### CAREER STATS

Season	gp-gs	min/avg	Total		3-Point		F-Throws		Rebounds				Other					Scoring		
			fg-fga	pct	fg-fga	pct	ft-fa	pct	off	def	tot	avg	pf	fo	ast	to	blk	stl	pts	avg
2013-14	30-1	575/19.2	73-178	.410	0-1	.000	20-37	.541	48	70	118	3.9	57	1	16	31	9	14	166	5.5
2014-15	30-30	798/26.6	133-306	.435	0-7	.000	57-80	.713	51	87	138	4.6	72	1	34	40	34	25	323	10.8
2015-16	18-18	513/28.5	74-175	.423	1-13	.077	37-57	.649	28	62	90	5.0	46	0	15	31	12	9	186	10.3
TOTAL	78-49	1886/24.2	280-659	.425	1-21	.048	114-174	.655	127	219	346	4.4	175	2	65	102	55	48	675	8.7



**#40 Megan Palmer**  
**Forward - 6-1**  
**Senior**  
**Katy, Texas - Cinco Ranch HS**  
**Rice College: Hanzsen**

	Season-High	Career-High
Points	9, vs. Houston, 12/5	24, McNeese State, 12/1/12
Rebounds	3, 4x, L: vs. TXSO, 12/21	14, McNeese State, 12/1/12
Assists	2, vs. Houston, 12/5	4, at UALR, 11/24/12
Steals	--	2, 4x, last vs. Alcorn, 11/28/14
Blocks	2, vs. Loyola, 12/28	4, SFA, 12/15/12
Minutes	26, vs. Houston, 12/5	35, 4x L: UCF, 2/21/13
Double Doubles	--	Total: 2

### 2015-16 SEASON STATS

Opponent	Date	gs	min	Total		3-Pointers		Free throws		Rebounds				pf	a	t/o	blk	stl	pts	avg	
				fg-fga	pct	3fg-fga	pct	ft-fta	pct	off	def	tot	avg								
at Kentucky	11/13/15	*	14	0-4	.000	0-2	.000	0-0	.000	1	1	2	2.0	0	0	1	0	0	0	0.0	
at Texas A&M-Corpus Christi	11/18/15	*	17	2-5	.400	0-0	.000	0-0	.000	1	1	2	2.0	1	1	2	0	0	4	2.0	
TEXAS	11/21/15		3	0-0	.000	0-0	.000	0-0	.000	0	0	0	1.3	1	0	0	0	0	0	1.3	
HARVARD	11/28/15		5	1-1	1.000	0-0	.000	0-0	.000	1	2	3	1.8	0	0	0	0	0	2	1.5	
at Baylor	12/02/15		10	0-3	.000	0-0	.000	0-0	.000	1	0	1	1.6	0	1	0	1	0	0	1.2	
HOUSTON	12/05/15		26	2-5	.400	0-1	.000	5-6	.833	2	1	3	1.8	3	2	0	0	0	9	2.5	
at Stephen F. Austin	12/19/15		16	0-0	.000	0-0	.000	3-4	.750	1	2	3	2.0	1	1	2	0	0	3	2.6	
TEXAS SOUTHERN	12/21/15		14	0-1	.000	0-0	.000	0-0	.000	1	2	3	2.1	2	0	1	0	0	0	2.3	
LOYOLA CHICAGO	12/28/15		9	0-1	.000	0-0	.000	0-0	.000	0	1	1	2.0	0	0	1	2	0	0	2.0	
UTEP	1/1/16		1	0-0	.000	0-0	.000	0-0	.000	0	0	0	1.8	0	0	0	0	0	0	1.8	
at Marshall	1/16/16		6	1-2	.500	0-1	.000	0-0	.000	0	1	1	1.7	1	0	0	0	0	2	1.8	
Totals			2	121	6-22	.273	0-4	.000	8-10	.800	8	11	19	1.7	9	5	7	3	0	20	1.8

### CAREER STATS

Season	gp-gs	min/avg	Total		3-Point		F-Throws		Rebounds				Scoring							
			fg-fga	pct	fg-fga	pct	ft-fta	pct	off	def	tot	avg	pf	fo	ast	to	blk	stl	pts	avg
2012-13	27-27	689/25.5	101-248	.407	5-15	.333	49-67	.731	56	102	158	5.9	33	0	27	42	16	8	256	9.5
2013-14	30-20	421/14.0	54-137	.394	2-6	.333	21-35	.600	21	50	71	2.4	36	0	13	23	9	11	131	4.4
2014-15	30-12	373/12.4	47-139	.338	5-11	.455	13-20	.650	32	46	78	2.6	35	0	18	27	9	8	112	3.7
2015-16	11-2	121/11.0	6-22	.273	0-4	.000	8-10	.800	8	11	19	1.7	9	0	5	7	3	0	20	1.8
TOTAL	98-61	1604/16.4	208-546	.381	12-36	.333	91-132	.689	117	209	326	3.3	113	0	63	99	37	27	519	5.3

**#44 Adaeze Obinnah****Forward - 6-1****Junior****Aurora, Colorado - Grandview HS****Rice College: McMurtry**

	Season-High	Career-High
Points	5, at McNeese, 11/25	7, at LA Tech, 1/24/15
Rebounds	6, at McNeese, 11/25	10, vs. UTSA, 2/15/14
Assists	2, 2x, L: vs. Loyola, 12/28	2, 6x, L: at A&M-Corpus, 11/19
Blocks	2, at Kentucky, 11/13	2, 4x, L: vs. Loyola, 12/28/15
Steals	1, 2x, L: vs. Houston, 12/5	3, vs. ODU, 1/15/15
Minutes	21, vs. Harvard, 11/28	21, vs. Harvard, 11/28/15
Double Doubles	--	--


**2015-16 SEASON STATS**

Opponent	Date	gs	min	Total		3-Pointers		Free throws		Rebounds				Scoring							
				fg-fga	pct	3fg-fga	pct	ft-fta	pct	off	def	tot	avg	pf	a	t/o	blk	stl	pts	avg	
at Kentucky	11/13/15	*	18	1-1	1.000	0-0	.000	0-0	.000	1	1	2	2.0	1	0	1	2	0	2	2.0	
at Texas A&M-Corpus Chri	11/18/15	*	8	0-1	.000	0-0	.000	0-0	.000	1	1	2	2.0	0	2	1	0	0	0	1.0	
TEXAS	11/21/15	*	18	0-1	.000	0-0	.000	1-2	.500	1	0	1	1.7	3	0	1	1	1	1	1.0	
at McNeese	11/25/15	*	19	2-4	.500	0-0	.000	1-2	.500	3	3	6	2.8	1	0	0	0	0	5	2.0	
HARVARD	11/28/15	*	21	1-2	.500	0-0	.000	0-0	.000	2	2	4	3.0	1	0	1	1	0	2	2.0	
at Baylor	12/02/15	*	6	0-0	.000	0-0	.000	0-0	.000	0	0	0	2.5	3	0	1	0	0	0	1.7	
HOUSTON	12/05/15	*	14	0-0	.000	0-0	.000	0-0	.000	0	3	3	2.6	3	0	2	1	1	0	1.4	
at Sam Houston State	12/17/15	*	17	1-1	1.000	0-0	.000	0-0	.000	0	1	1	2.4	3	1	1	0	0	2	1.5	
at Stephen F. Austin	12/19/15	*	7	1-1	1.000	0-0	.000	1-2	.500	2	2	4	2.6	0	0	0	0	0	3	1.7	
TEXAS SOUTHERN	12/21/15	*	3	1-1	1.000	0-0	.000	0-0	.000	0	0	0	2.3	1	0	0	0	0	2	1.7	
LOYOLA CHICAGO	12/28/15		6	0-0	.000	0-0	.000	0-0	.000	0	0	0	2.1	2	0	1	2	0	0	1.5	
UTEP	1/1/16		4	0-0	.000	0-0	.000	0-0	.000	0	2	2	2.1	0	0	1	1	1	0	1.4	
UTSA	1/3/16		1	0-0	.000	0-0	.000	0-0	.000	0	0	0	1.9	0	0	0	0	0	0	1.3	
NORTH TEXAS	1/10/16		3	0-0	.000	0-0	.000	0-0	.000	0	0	0	1.8	1	0	0	0	0	0	1.2	
at WKU	01/14/16		1	0-0	.000	0-0	.000	0-0	.000	0	0	0	1.7	1	0	0	0	0	0	1.1	
at Marshall	1/16/16		4	0-0	.000	0-0	.000	0-0	.000	0	0	0	1.6	1	0	0	0	0	0	1.1	
UAB	1/21/16		2	0-0	.000	0-0	.000	0-0	.000	0	1	1	1.5	0	0	1	0	0	0	1.0	
MIDDLE TENNESSEE	1/23/16		7	0-0	.000	0-0	.000	0-0	.000	0	0	0	1.4	1	0	0	0	0	0	0.9	
Totals			10	159	7-12	.583	0-0	.000	3-6	.500	10	16	26	1.4	22	3	11	8	3	17	0.9

**CAREER STATS**

Season	gp-gs	min/avg	Total		3-Point		F-Throws		Rebounds				FThrows				Scoring			
			fg-fga	pct	fg-fga	pct	ft-fta	pct	off	def	tot	avg	pf	fo	ast	to	blk	stl	pts	avg
2013-14	18-0	94/5.2	2-9	.222	0-0	.000	2-6	.333	9	17	26	1.4	18	1	5	5	1	2	6	0.3
2014-15	28-0	206/7.4	18-37	.486	0-0	.000	7-23	.304	20	33	53	1.9	37	1	12	19	8	7	43	1.5
2015-16	18-10	159/8.8	7-12	.583	0-0	.000	3-6	.500	10	16	26	1.4	22	0	3	11	8	3	17	0.9
TOTAL	64-10	459/7.2	27-58	.466	0-0	.000	12-35	.343	39	66	105	1.6	77	2	20	35	17	12	66	1.0

### 2015-16 RICE OWLS RADIO/TV ROSTER




**Maya Hawkins**  
Junior-G




**Lauren Grigsby**  
Freshman-G



**Wendy Knight**  
Sophomore-G



**Lexie Ducat**  
Freshman-F



**Jazz Taylor**  
Freshman-G



**Shani Rainey**  
Sophomore-G



**Gabrielle Stanton**  
Freshman-G



**Nicole Iademarco**  
RS Freshman-G



**Elena Gumbs**  
Senior-G



**Courtney Brown**  
Sophomore-F




**Alyssa Lang**  
Senior-F



**Jasmine Goodwine**  
Junior-F




**Megan Palmer**  
Senior-F




**Adaeze Obinnah**  
Junior-F



**Tina Langley**  
Head Coach



**Josh Hutchinson**  
Assistant Coach



**Angie Nelp**  
Assistant Coach



**Sydney Colson**  
Assistant Coach