



OLD DOMINION 2015-16 WOMEN'S BASKETBALL

Game 29 / vs North Texas / Thursday, March 3 / 7:00 p.m. (ET) / Ted Constant Center / Norfolk, Va.



OLD DOMINION LADY MONARCHS (12-16, 8-8 C-USA)

Head Coach: Karen Barefoot (CNU, '95) • 5th year • 81-78 (.509)

Last Game: L, 67-70 at UTSA (San Antonio, Texas)



NORTH TEXAS MEAN GREEN (10-16, 5-11 C-USA)






Head Coach: Jalie Mitchell (North Texas, '02) • 1st year • 10-16 (.385)

Last Game: W, 57-55 vs Southern Miss (Denton, Texas)

GAME INFORMATION

Radio	STAR 1310 AM
	Doug Ripley, Play-by-Play
	Susan Montgomery, Color
Online Video Stream	odusports.com, C-USA Digital Network
Television	None
Twitter	@ODUWBB (in-game), @ODUSports
Live Stats	odusports.com

PROJECTED STARTERS (based on last game)

	G	#3 CAROLINA BERNARDECÓ 16 starts / 2.1 ppg / 0.9 rpg / 2.4 apg
	G	#5 GIANNA SMITH 13 starts / 5.6 ppg / 2.1 rpg / 0.9 apg
	C	#23 IJE AJEMBA 20 starts / 7.4 ppg / 8.4 rpg / 1.0 spg
	G	#25 JENNIE SIMMS 24 starts / 20.3 ppg / 6.6 rpg / 3.8 apg
	F	#40 DESTINEE YOUNG 27 starts / 10.8 ppg / 8.4 rpg / 1.2 bpg

TIPPING POINTS

- Today's contest marks the fifth time these two programs will meet, with the ODU leading the series 3-1. The two teams last met on Feb. 11 with ODU earning the 65-48 win.
- The Lady Monarchs enter the last regular season week with a 12-16 overall record and an 8-8 mark in C-USA action. Last week, ODU dropped two games in Texas, falling to the conference's top team UTEP and UTSA.
- Karen Barefoot, in her fifth season at the helm of the ODU women's basketball program, has helped the program become one of the top defensive teams in Conference USA. The Lady Monarchs rank first in the conference in rebounding margin (+6.5), second in field goal percentage defense (.395), fourth in scoring defense (63.2) and three-point field goal percentage defense (.294) and fifth in scoring margin (+3.0).
- Jennie Simms leads the way offensively and notched a season-high 39 points in ODU's loss to UTSA, becoming the only C-USA player to score 35-plus points on three occasions this season. She has four 35-plus performances for her career, which is the second most in ODU women's basketball history behind Anne Donovan who has six. Simms also set a new ODU single-game record for free-throws made and attempted when she went 18-for-21 from the free-throw line at UTSA. The previous record for attempts was set by Lucienne Berthieu against Southern Methodist (12-19) on Mar. 20, 2000. The mark for free-throws made was set by Shareese Grant (17-18) against Rutgers on Dec. 5, 2004.
- Destinee Young is also a threat on offense, nearly averaging a double-double with 10.8 points and 8.4 boards. She broke her career high with 17 rebounds against UTEP, which also marked the first time an ODU player notched 16-plus rebounds in one game since Shae Kelley pulled in 16 against UMass Lowell in 2013.

OLD DOMINION MEDIA RELATIONS:

Maggie Bonner / Assistant Director / Women's Basketball
O:757.683.5581 / C:804.677.6456
meroy@odu.edu

NOVEMBER (1-6)

13		at Richmond	L, 57-62
15		Wagner	W, 71-57
17	RV/RV	Miami (Fla.)	L, 61-35
23		East Tennessee State	L, 52-56
26	6/6	Maryland !	L, 49-95
27		Pittsburgh !	L, 58-67
28		South Dakota State !	L, 39-71

DECEMBER (3-2)

2		Loyola (Md.)	W, 64-41
15		at Howard	W, 83-64
19		at VCU	L, 54-74
22		at Maryland Eastern Shore	W, 69-52
29		at William & Mary	L, 64-75

JANUARY (5-4)

3		at Charlotte *	FSN	W, 71-59
7		LA Tech *	FSN	L, 69-51
9		Southern Miss *		W, 53-45
14		at UAB *		L, 55-58
16		at Middle Tennessee *		W, 61-58
21		at WKU *		L, 51-68
23		at Marshall *		L, 62-80
28		Florida Atlantic *		W, 85-45
30		FIU *		W, 84-49

FEBRUARY (3-4)

6		Charlotte *		W, 94-85
11		at North Texas *		W, 65-48
13		at Rice *		L, 46-68
18		WKU *		L, 85-74 (OT)
20		Marshall *		W, 77-55
25		at UTEP *		L, 64-70
27		at UTSA *		L, 67-70

MARCH (0-0)

3		North Texas *		7:00 PM
5		Rice *		1:00 PM
8-12		C-USA Tournament #		TBA

* Conference USA Contest

! Paradise Jam (St. Thomas, U.S. Virgin Islands)

Hosted by UAB (Birmingham, Ala.)

Home Games Bold

All Times Eastern

GAME TWENTY-NINE • ODU VS NORTH TEXAS • 7:00 PM (ET) • NORFOLK, VA • TED CONSTANT CONVOCATION CENTER

0		RHAVEN KEMP G • 5-6 • Jr. • Jackson, Tenn. • Eastern Florida State							
		PPG	RPG	APG	SPG	BPG	MPG	GP	GS
		1.3	0.8	0.8	0.6	0.0	7.6	25	1
2		MAKAYLA TIMMONS G • 5-7 • Fr. • Columbia, Tenn. • Columbia Central HS							
		PPG	RPG	APG	SPG	BPG	MPG	GP	GS
		3.1	1.6	2.0	0.8	0.1	19.7	21	11
3		CAROLINA (care-oh-LEE-nah) BERNARDECO (burr-nar-DECK-o) G • 5-6 • Fr. • Libson, Portugal • Escola Secundária de Santo André							
		PPG	RPG	APG	SPG	BPG	MPG	GP	GS
		2.1	0.9	2.4	0.5	0.0	16.5	28	16
5		GIANNA (jee-AH-nah) SMITH G • 5-10 • Fr. • Norfolk, Va. • Lake Taylor HS							
		PPG	RPG	APG	SPG	BPG	MPG	GP	GS
		5.6	2.1	0.9	0.6	0.0	18.2	27	13
14		ANNIKA (AAH-nick-uh) HOLOPAINEN (hall-oh-PAIN-in) F • 6-1 • R.Jr. • Helsinki, Finland • Makelanrinteen Lukio							
		PPG	RPG	APG	SPG	BPG	MPG	GP	GS
		6.0	2.3	0.4	0.4	0.1	19.8	28	8
20		KEYANA (key-AAH-nah) BROWN G • 5-11 • So. • Williamsburg, Va. • Lafayette HS							
		PPG	RPG	APG	SPG	BPG	MPG	GP	GS
		7.6	2.7	0.9	0.9	0.3	21.4	28	11
23		IJE (EE-jay) AJEMBA (ah-JEM-bah) C • 6-3 • Jr. • Lanham, Md. • Parkdale HS							
		PPG	RPG	APG	SPG	BPG	MPG	GP	GS
		7.4	8.4	0.2	1.0	0.5	25.7	23	20
24		LAQUANDA (la-KWAN-dah) YOUNGER G • 5-10 • Sr. • Newport News, Va. • Warwick HS							
		PPG	RPG	APG	SPG	BPG	MPG	GP	GS
		2.6	1.6	0.9	0.6	0.6	16.6	14	4
25		JENNIE SIMMS G • 6-0 • R.Jr. • Accokeek, Md. • West Virginia							
		PPG	RPG	APG	SPG	BPG	MPG	GP	GS
		20.3	6.6	3.8	1.6	0.8	35.2	25	24
30		ASHLEY JACKSON G • 5-9 • So. • Memphis, Tenn. • Ridgeway HS							
		PPG	RPG	APG	SPG	BPG	MPG	GP	GS
		2.1	2.4	0.7	0.4	0.1	12.7	28	5
34		ODEGUA (oh-DAY-gwah) OIGBOKIE (oy-BOO-kie) F • 5-9 • Jr. • Memphis, Tenn. • Riverdale Baptist							
		PPG	RPG	APG	SPG	BPG	MPG	GP	GS
		----	----	----	----	----	----	----	----
40		DESTINEE YOUNG F • 6-1 • Jr. • Hoffman Estates, Ill. • Hoffman Estates HS							
		PPG	RPG	APG	SPG	BPG	MPG	GP	GS
		10.8	8.4	0.8	0.9	1.2	31.6	27	27
HC		KAREN BAREFOOT Head Coach • Fifth Season • Christopher Newport, 1995							
		<ul style="list-style-type: none"> • Has led the Lady Monarchs to three-straight postseason berths • 81-78 overall at ODU • 2015 Conference USA captain (Conference rep. for NCAA) 							

MISCELLANEOUS		
Career Games Played/Started	GP	GS
Ije Ajemba	72	20
Carolina Bernardeco	28	16
Keyana Brown	53	11
Annika Holopainen	88	14
Ashley Jackson	60	5
Rhaven Kemp	25	1
Odegua Oigbokie	68	9
Jennie Simms	67	57
Gianna Smith	27	13
MaKayla Timmons	21	11
Destinee Young	87	56
LaQuanda Younger	110	13

Games Started Streaks (at ODU)	Current	Long
Ije Ajemba	14	14
Carolina Bernardeco	7	9
Keyana Brown	-	10
Annika Holopainen	-	8
Ashley Jackson	-	5
Rhaven Kemp	-	1
Odegua Oigbokie	-	5
Jennie Simms	18	41
Gianna Smith	9	9
MaKayla Timmons	-	5
Destinee Young	16	41
LaQuanda Younger	-	6

Double-Doubles	2015-16	Career
Ije Ajemba	3	3
Carolina Bernardeco	-	-
Keyana Brown	-	-
Annika Holopainen	-	-
Ashley Jackson	-	-
Rhaven Kemp	-	-
Odegua Oigbokie	-	-
Jennie Simms	1	12
Gianna Smith	-	-
MaKayla Timmons	-	-
Destinee Young	8	11
LaQuanda Younger	-	-

Double-Figure Scoring Games	2015-16	Career
Ije Ajemba	7	7
Carolina Bernardeco	-	-
Keyana Brown	8	8
Annika Holopainen	8	22
Ashley Jackson	-	1
Rhaven Kemp	-	-
Odegua Oigbokie	-	6
Jennie Simms	22	54
Gianna Smith	6	6
MaKayla Timmons	-	-
Destinee Young	15	26
LaQuanda Younger	-	4

Double-Figure Rebounding Games	2015-16	Career
Ije Ajemba	5	8
Carolina Bernardeco	-	-
Keyana Brown	-	-
Annika Holopainen	-	-
Ashley Jackson	-	-
Rhaven Kemp	-	-
Odegua Oigbokie	-	1
Jennie Simms	1	12
Gianna Smith	-	-
MaKayla Timmons	-	-
Destinee Young	8	12
LaQuanda Younger	-	-

Record by Starting Lineup	Overall	C-USA
Ajemba/Timmons/Simms/Young/Younger	0-3	-
Ajemba/Brown/Timmons/Simms/Young	1-1	-
Ajemba/Brown/Kemp/Simms/Young	0-1	-
Brown/Holopainen/Timmons/Smith/Young	2-1	-
Bernardeco/Brown/Holopainen/Smith/Young	0-1	-
Bernardeco/Brown/Holopainen/Simms/Young	2-1	1-1
Bernardeco/Brown/Holopainen/Simms/Younger	0-1	-
Ajemba/Bernardeco/Jackson/Simms/Young	2-2	2-2
Ajemba/Jackson/Simms/Timmons/Young	0-1	0-1
Ajemba/Simms/Smith/Timmons/Young	2-0	2-0
Ajemba/Bernardeco/Simms/Smith/Young	3-4	3-4



2015-16 OLD DOMINION WOMEN'S BASKETBALL ROSTER

NUMERICAL

#	Name	Pos.	Ht.	Yr.	Hometown (Last School)
0	Rhaven Kemp	G	5-6	Jr.	Jackson, Tenn. (Eastern Florida State)
2	MaKayla Timmons	G	5-7	Fr.	Columbia, Tenn. (Columbia Central High School)
3	Carolina Bernardeco	G	5-6	Fr.	Libson, Portugal (Escola Secundária de Santo André)
5	Gianna Smith	G	5-10	Fr.	Norfolk, Va. (Lake Taylor High School)
14	Annika Holopainen	F	6-2	RJr.	Helsinki, Finland (Makelanrinteen Lukio)
20	Keyana Brown	G	5-11	So.	Williamsburg, Va. (Lafayette High School)
23	Ije Ajemba	C	6-3	Jr.	Lanham, Md. (Parkdale High School)
24	LaQuanda Younger	G	5-10	Sr.	Newport News, Va. (Warwick High School)
25	Jennie Simms	G	6-0	RJr.	Accokeek, Md. (West Virginia)
30	Ashley Jackson	G	5-9	So.	Memphis, Tenn. (Ridgeway High School)
34	Odegua Oigbokie	F	6-1	Jr.	Memphis, Tenn. (Ridgeway High School)
40	Destinee Young	F	6-1	Jr.	Hoffman Estates, Ill. (Hoffman Estates)

ALPHABETICAL

#	Name	Pos.	Ht.	Yr.	Hometown (Last School)
23	Ije Ajemba	C	6-3	Jr.	Lanham, Md. (Parkdale High School)
3	Carolina Bernardeco	G	5-6	Fr.	Libson, Portugal (Escola Secundária de Santo André)
20	Keyana Brown	G	5-11	So.	Williamsburg, Va. (Lafayette High School)
14	Annika Holopainen	F	6-2	RJr.	Helsinki, Finland (Makelanrinteen Lukio)
30	Ashley Jackson	G	5-9	So.	Memphis, Tenn. (Ridgeway High School)
0	Rhaven Kemp	G	5-6	Jr.	Jackson, Tenn. (Eastern Florida State)
34	Odegua Oigbokie	F	6-1	Jr.	Memphis, Tenn. (Ridgeway High School)
25	Jennie Simms	G	6-0	RJr.	Accokeek, Md. (West Virginia)
5	Gianna Smith	G	5-10	Fr.	Norfolk, Va. (Lake Taylor High School)
2	MaKayla Timmons	G	5-7	Fr.	Columbia, Tenn. (Columbia Central High School)
40	Destinee Young	F	6-1	Jr.	Hoffman Estates, Ill. (Hoffman Estates)
24	LaQuanda Younger	G	5-10	Sr.	Newport News, Va. (Warwick High School)

BY CLASS

Senior (1): LaQuanda Younger

Junior (6): Ije Ajemba, Annika Holopainen, Rhaven Kemp, Odegua Oigbokie, Jennie Simms, Destinee Young

Sophomore (2): Keyana Brown, Ashley Jackson

Freshman (3): Carolina Bernardeco, Gianna Smith, MaKayla Timmons

BY POSITION

Guard (8): Carolina Bernardeco, Keyana Brown, Ashley Jackson, Rhaven Kemp, Jennie Simms, Gianna Smith, MaKayla Timmons, LaQuanda Younger

Forward (3): Annika Holopainen, Odegua Oigbokie, Destinee Young

Center (1): Ije Ajemba

BY HOMETOWN

Tennessee (4): Ashley Jackson, Rhaven Kemp, Odegua Oigbokie, MaKayla Timmons

Virginia (3): Keyana Brown, Gianna Smith, LaQuanda Younger

Maryland (2): Ije Ajemba, Jennie Simms

Illinois (1): Destinee Young

Finland (1): Annika Holopainen

Portugal (1): Carolina Bernardeco

PRONUNCIATION GUIDE

Ije Ajemba - EE-jay / Ah-JEM-bah

Carolina Bernardeco - Care-oh-LEE-nah / Burr-nar-DECK-o

Keyana Brown - Key-AAH-nah

Annika Holopainen - AAH-nick-uh / Hall-oh-PAIN-in

Odegua Oigbokie - Oh-DAY-gwah / Oy-BOO-kie

Gianna Smith - Jee-AH-nah

LaQuanda Younger - La-QUAN-dah

COACHING STAFF



Head Coach: Karen Barefoot
Alma Mater: CNU ('95)
Experience: 5th at ODU

Record at ODU: 81-78 (.509)
Record Overall: 291-221 (.568)
Head Coach at ODU: 6th
Previous Schools as HC:
 Elon (2008-11)
 Lenoir-Rhyne (2001-05)
 Apprentice (1995-01)



Ast. Coach: Trina Patterson
Alma Mater: UVA ('87)
Experience: 3rd at ODU

Previous Schools:
 Stanford (2011-13)
 Albany, SUNY (2002-10)
 UMES (1999-00)
 William & Mary (1991-99)



Ast. Coach: Jim Corrigan
Alma Mater: Duke ('80)
Experience: 3rd at ODU

Previous Schools:
 ODU Men's Team (1994-2013)



Ast. Coach: Jermaine Woods
Alma Mater: CNU ('03)
Experience: 1st at ODU

Previous Schools:
 Virginia Tech (2013-15)



Dir. of Ops.: Theresa Pusateri
Alma Mater: MSU ('05)
Experience: 2nd at ODU

SUPPORT STAFF

Dir. of Sports Performance: Lanie Deppe
Executive Assistant: Annette Chester
Athletic Trainer: Megan Hammonds
Internal Operations: Ken Brown
Academic Advisor: Colleen Farrell
Media Relations: Maggie Bonner

LADY MONARCH CONNECTIONS

- Sophomore Ashley Jackson and junior Odegua Oigbokie played together in high school in Memphis, Tenn. (Ridgeway High School)
- Karen Barefoot, Jermaine Woods LaQuanda Younger and Gianna Smith all grew up in the Hampton Roads area.
- Barefoot and Woods both played basketball and graduated from Christopher Newport University in Newport News, Va.
- Carolina Bernardeco follows the great Ticha Penicheiro and Michelle Brandao to come from Portugal to play for the Old Dominion Lady

GAME TWENTY-NINE • ODU VS NORTH TEXAS • 7:00 PM (ET) • NORFOLK, VA • TED CONSTANT CONVOCATION CENTER

Lady Monarchs' History	
Years of Basketball	46
First Season	1969-70
All-Time Head Coaches	Six
Conference USA Coaches	One (Barefoot)
All-Time Record	1009-405 (.714)
Winning Seasons	41
.500 Seasons	1
Losing Seasons	4
20+ Win Seasons	30
Conference USA History	
Regular Season Won-Loss Record	28-23 (.560)
Postseason Won-Loss Record	3-2 (.600)
Years in the League	2 (joined July 1, 2013)
Regular-Season Titles	None
Tournament Titles	None
Winning Seasons	1
.500 Seasons	None
Losing Seasons	1
NCAA Tournament	
Appearances	25
Most Recent Appearance	2008
Most Consecutive Appearances	17 (1992-2008)
Won-Loss Record	34-24
Sweet 16's	12 (last 2008)
Elite Eights	5
Final Fours	3
Championships	1 (1985)
WNIT	
Appearances	5
Most Recent Appearances	2015
Most Consecutive Appearances	3 (2013-2015)
Won-Loss Record	3-5
NWIT	
Appearances	2
Most Recent Appearance	1978
Most Consecutive Appearances	2 (1977-1978)
Won-Loss Record	4-2
Championships	1 (1977)
AIAW	
Appearances	6
Most Recent Appearance	1981
Most Consecutive Appearances	5 (1977-1981)
Won-Loss Record	23-6
Championships	2 (1979 & 1980)
National Honors	
All-Americans	54
Academic All-Americans	3
Conference USA Honors	
All-Conference USA Selections	2
First Team Selections	2
Second Team Selections	-
Third Team Selections	-
Honorable Mention Selections	-
Defensive Team Selections	-
Freshman Team Selections	-
Academic Team Selections	1
Player of the Year	-
Newcomer of the Year	1
Freshman of the Year	-
Sixth Player of the Year	-
Defensive Player of the Year	-
Coach of the Year	-
Tournament MVP	-
All-Tournament Team	1
Player of the Week	3
Freshman of the Week	-

Team Rankings	Conference USA Overall		Conference USA Only		NCAA	
	Actual	Rank	Actual	Rank	Actual	Rank
Scoring Offense	62.7	8	66.2	7	62.7	205
Scoring Defense	63.8	6	63.2	4	63.8	186
Scoring Margin	-1.1	9	+3.0	5	-1.1	199
FT Percentage	65.9	10	67.2	10	65.9	271
FG Percentage	39.4	11	41.1	8	39.4	183
FG Pct. Defense	39.6	5	39.5	2	39.6	179
3-PT FG Percentage	27.9	13	27.5	13	27.9	286
3-PT FG Pct. Defense	30.2	3	29.4	4	30.2	129
Rebounding Margin	+1.1	8	+6.5	1	+1.1	135
Blocks Per Game	3.4	8	3.4	6	3.4	161
Assists Per Game	12.1	11	12.6	7	12.1	225
Steals Per Game	7.4	7	7.4	6	7.4	209
Turnover Margin	-1.43	10	-2.19	11	-1.43	244
Assist/TO Ratio	0.7	9	0.8	10	0.73	225
Offensive Rebounds	13.6	4	14.8	3	NR	
Defensive Rebounds	24.8	8	25.9	2	NR	
3-PT FG Made	5.1	8	4.9	7	5.1	203
Turnovers Per Game	16.6	8			16.6	204
Fouls Per Game	17.0	3			17.0	132

Individual Rankings	Conference USA Overall		Conference USA Only		NCAA	
	Actual	Rank	Actual	Rank	Actual	Rank
Scoring						
Jennie Simms	20.3	1	21.4	1	20.3	27
Rebounding						
Destinee Young	8.4	6	9.1	4	8.4	111
Ije Ajemba	8.4	5	9.1	3	8.4	106
Jennie Simms	6.6	16	6.6	16	---	---
Field Goal Percentage						
Jennie Simms	---	---	---	---	43.0	167
Assists						
Jennie Simms	3.8	10	4.1	7	3.8	153
Free Throw Percentage						
Ije Ajemba	---	---	73.6	15	---	---
Steals						
Jennie Simms	1.6	14	---	---	---	---
3-Point Percentage						
Gianna Smith	---	---	36.6	13	---	---
3-Points Made						
Keyana Brown	1.8	8	1.8	9	1.79	241
Blocks						
Destinee Young	1.2	4	1.3	4	1.22	178
Jennie Simms	0.8	14	0.8	14	---	---
Assist/Turnover Ratio						
Jennie Simms	0.8	14	0.9	14	---	---
Offensive Rebounds						
Ije Ajemba	3.1	6	3.3	8	---	---
Destinee Young	3.0	7	3.6	5	---	---
Defensive Rebounds						
Destinee Young	5.3	7	5.5	7	---	---
Ije Ajemba	5.3	8	5.8	5	---	---
Jennie Simms	4.7	13				
Minutes Played						
Jennie Simms	35.2	4	36.4	6	35.16	94

ODU'S RECORD WHEN...	C-USA 2015-16	OVERALL 2015-16
Overall	8-8	12-15
at Home	5-2	7-4
on the Road	3-6	5-9
at Neutral Sites	--	0-3
Overall vs. Conference	8-8	8-8
vs. Conference at Home	5-2	5-2
vs. Conference on the Road	3-6	3-6
vs. Conference at Neutral Sites	--	--
vs. Conference in Tournament	--	--
In Overtime	0-1	0-1
1-3 Pt. Margin	1-2	1-2
4-5 Point Margin	0-1	0-3
6-10 Point Margin	2-0	2-1
11-20 Point Margin	2-4	5-6
20+ Point Margin	3-1	4-4
Leading at the Half	7-1	11-4
Tied at the Half	0-1	0-1
Trailing at the Half	1-6	1-11
Outrebounds Opponent	8-4	10-5
Opponent Outrebounds	0-4	2-11
Rebounds are Tied	--	--
Shoots 70% or Better FT	3-3	8-6
Shoots more FT than Opp.	5-4	9-7
Opp. Shoots more FT	1-4	3-9
FT are Tied	--	--
Shoots 40% or Better 3FG	3-1	4-2
More Turnovers than opponent	6-6	6-12
Less Turnovers than opponent	2-2	5-4
Turnovers are tied	--	1-0
Scores less than 60 pts.	1-4	1-11
Scores 60-69 pts.	2-3	4-4
Scores 70-79 pts.	2-1	3-1
Scores 80-89 pts.	2-0	3-0
Scores 90-99 pts.	1-0	1-0
Scores more than 100 pts.	--	--
On Mondays	--	0-1
On Tuesdays	--	2-2
On Wednesdays	--	1-0
On Thursdays	2-5	2-6
On Fridays	--	0-2
On Saturdays	5-2	5-4
On Sundays	1-1	2-1
In November	--	1-6
In December	--	3-2
In January	5-4	5-4
In February	3-4	3-4
In March	--	--

Miscellaneous

Current Streak	Lost 2
Home Court Streak	Won 1
Home Court Conference Streak	Won 1
Road Court Streak	Lost 3
Neutral Court Streak	Lost 4
Consecutive Games with a 3-Pointer	122
Last without	0-for-8 vs California (11.30.12)

OPPONENT PROFILE: NORTH TEXAS

SCOUTING THE MEAN GREEN

• North Texas stunned Southern Miss at the Super Pit last Saturday after a last second shot from Acheil Tac lifted the Mean Green to a 57-55 victory on senior day. The Mean Green rallied from a five-point deficit in the fourth, led by Tac, who finished with 14 points, and Kelsey Criner with a team-high 18 points and six steals.

• Four players average double-figures for the Mean Green, led by Criner's 13.0 points, to go along with her 5.0 assists and 2.6 steals per contest. Tac chips in 11.0 points and leads the team with 8.5 rebounds per outing.

• On April 9, 2015, Jalie Mitchell returned to her alma mater to become the eighth head coach of the North Texas women's basketball program. She finished as the Mean Green's all-time leading scorer with 1,764 points and tops the list of career free throws made and attempted.

OVERALL SERIES

Record	3-1
Last 5 Meetings	----
Current Streak	W3
In Denton	2-1
In Norfolk	1-0
Neutral Site	----
First Meeting	2014
Last Meeting	2.11.16
Last Meeting Score	W, 65-48
Most NT Points	68
Most ODU Points	70
Fewest NT Points	44
Fewest ODU Points	52
Largest NT Margin of Victory	16
Largest ODU Margin of Victory	22

SERIES HISTORY

Date	Location	Result
2.8.14	(A)	L, 52-68
1.17.15	(A)	W, 54-44
2.28.15	(H)	W, 70-48
2.11.16	(A)	W, 65-48

GAME TWENTY-NINE • ODU VS NORTH TEXAS • 7:00 PM (ET) • NORFOLK, VA • TED CONSTANT CONVOCATION CENTER

LAST TIME OUT FOR ODU

SAN ANTONIO, Texas -- The Old Dominion Lady Monarchs shot just 33.9 percent from the floor and fell to the UTSA Roadrunners, 70-67, on Saturday afternoon at the Convocation Center in San Antonio, Texas. ODU fell to 12-16 overall and 8-8 in Conference USA play, while UTSA improved to 9-18 overall and 5-12 in the league.

Jennie Simms led ODU with a season-high 39 points and five rebounds, while Destinee Young chipped in eight points and five boards.

Both teams opened the game a little slow on the offensive end, but the Lady Monarchs were the ones to hold the 8-7 advantage. On the defensive side of things, ODU held the Roadrunners to 3-of-13 shooting, while the Lady Monarchs went 3-for-6 with two three-pointers. The two teams traded baskets after the media timeout and ODU held on to the one-point lead at the end of the period. The Lady Monarchs hit an efficient 5-of-11 shots, but turned the ball over seven times allowing the Roadrunners to score seven points.

UTSA took the lead (15-14) at the 9:21 mark in the second period, but the Lady Monarchs responded with a 10-0 run and forced the Roadrunners into five turnovers to take a nine-point lead (24-15) by the 6:15 mark in the quarter. During that run, ODU held UTSA scoreless for a little over three minutes. Two quick three-pointers by UTSA pulled the Roadrunners within one point (26-25) and forced ODU to call the timeout. UTSA continued to attack and held a one-point advantage over the Lady Monarchs until Simms drilled a three-pointer with 18 seconds of the clock. Alana Heard closed the period with a jumper in the paint with just a second left on the clock to tie the game at 33-33 at the intermission.

Simms led the Lady Monarchs with 16 first half points to go along with her four rebounds. Young chipped in four points and four rebounds for ODU. UTSA shot 43.8 percent from the floor, while ODU registered a 41.7 shooting percentage.

The first three minutes of the third period proved to be a defensive battle, as neither team could quite pull away for the comfortable lead. With the game tied a 37-37 at the 7:07 mark, UTSA put together a 5-0 run on 4-of-4 shooting to pull ahead 42-37 by with five minutes left in the period. The Roadrunners increased their lead to as many as eight points (49-41) over the final three minutes and entered the final quarter with a six-point advantage over the Lady Monarchs.

UTSA held ODU scoreless for the first 3:41 of the fourth quarter, while getting baskets from Crystal Chidomere and Akunna Elonu to go ahead by 10 points (59-49) with 6:22 left to play and force ODU to call a timeout. The Lady Monarchs attempted just two shots during that time and turned the ball over four times. A Simms jumper with 5:27 on the clock breathed live back into the Lady Monarchs' offense and sparked a 7-3 spurt to pull within six points with 3:25 left to play. Despite Simms scoring nine points in the final 1:20, the Lady Monarchs could not overcome the 10 points deficit the team faced in the fourth quarter and fell to the Roadrunners, 70-67.

For the game, ODU shot 33.9 percent from the floor (19-56), while UTSA went 25-for-53 for a 47.2 shooting percentage. The Lady Monarchs held a slight 35-32 advantage on the boards, but were forced into 21 turnovers on the day. UTSA also outscored ODU 39-12 in bench points.

Chidomere paced UTSA with 16 points and four rebounds, while Elonu added 16 points and seven boards. Sara Anastasieska finished the game with 11 points on 5-for-5 shooting and Carlie Heineman added 12 points off the bench.

RPI REPORT

The Lady Monarchs rank 154th in the nation in RPI and is the 7th highest out of the 14 Conference USA teams. Of the six teams ranked ahead of ODU, the Lady Monarchs have defeated two of them, including taking down Charlotte twice. ODU lost to WKU, UAB and UTEP and slit with Marshall.

22 UTEP	147 UAB	168 LA Tech	264 UTSA
43 WKU	153 Southern Miss	179 Florida Atlantic	309 FIU
60 Middle Tennessee	154 Old Dominion	233 Rice	
77 Charlotte	155 Marshall	236 North Texas	

NATIONAL ATTENDANCE

The Lady Monarchs pull a great crowd for home games and it shows in the national numbers. ODU ranks in the top 12 percent in attendance, averaging over 2,600 fans per game. Overall, Old Dominion ranks 43rd out of 329 Division I programs and is second among Conference USA teams. Middle Tennessee leads the pack with a 5,228 average, which is good for 16th in the nation.

C-USA LEADERS

Jennie Simms not only leads the team, but also Conference USA with 20.3 points per game and 21.4 points per contest in Conference USA games. In just Conference USA games, Old Dominion as a team ranks in the top five in nine different categories and individually in six categories.

TEAM RANKINGS

- #4 Scoring Defense (63.2)
- #5 Scoring Margin (+3.0)
- #2 FG Percentage Defense (.395)
- #4 3PT FG Defense (.294)
- #1 Rebounding Offense (40.8)
- #3 Rebounding Defense (34.2)
- #1 Rebounding Margin (+6.5)
- #3 Offensive Rebounds (14.8)
- #2 Defensive Rebounds (25.9)

INDIVIDUAL RANKINGS

- Jennie Simms
 - #1 Scoring (21.4)
- Ije Ajemba
 - #3 Rebounding (9.1)
 - #5 Def. Rebounds (5.8)
- Destinee Young
 - #4 Rebounding (9.1)
 - #4 Blocks (1.3)
 - #4 Off. Rebounds (3.6)

Associated Press (Feb. 29)

Rank	School	Record
1	Connecticut (32)	28-0
2	Notre Dame	28-1
3	South Carolina	28-1
4	Baylor	29-1
5	Maryland	27-3
6	Texas	26-2
7	Louisville	24-6
8	Oregon State	25-4
9	Ohio State	23-6
10	Arizona State	25-5
11	Stanford	24-6
12	UCLA	22-7
13	Kentucky	21-6
14	Florida State	23-6
15	Texas A&M	21-8
16	Mississippi State	24-6
17	Syracuse	23-6
18	DePaul	24-7
19	Michigan State	22-7
20	South Florida	21-7
21	Miami (FL)	22-7
22	West Virginia	22-8
22	Colorado State	26-1
24	Oklahoma	19-9
25	Florida	22-7

Others receiving votes: Oklahoma State 38, UTEP 23, Green Bay 12, Arkansas State 8, Florida Gulf Coast 6, BYU 4, Indiana 3, Army 3, Princeton 1, James Madison 1

Dropped from rankings: Oklahoma State 22, Missouri 24

USA Today Coaches (Feb. 29)

Rank	School	Record
1	Connecticut	29-0
2	South Carolina	28-1
3	Notre Dame	28-1
4	Baylor	30-1
5	Maryland	27-3
6	Louisville	24-6
7	Texas	26-3
8	Oregon St.	25-4
9	Ohio St.	23-6
10	Florida St.	23-6
11	Arizona State	25-5
12	Stanford	24-6
13	Kentucky	21-6
14	UCLA	22-7
15	Texas A&M	21-8
16	Mississippi St.	24-6
17	Syracuse	23-6
18	DePaul	24-7
19	Michigan St	22-7
20	South Florida	21-8
21	Miami-Florida	22-7
22	Oklahoma	19-9
23	Colorado St.	26-1
24	Florida	22-7
25	Texas-El Paso	25-2

Schools Dropped Out: No. 22 Brigham Young, No. 24 Missouri.

Others Receiving Votes: West Virginia 31; Brigham Young 30; Wisconsin-Green Bay 16; Seton Hall 8; Oklahoma State 6; North Carolina State 4; Florida Gulf Coast 4; Villanova 4; **Western Kentucky 3;** Albany 3; Duquesne 3; Missouri 3; St. John's 2; Minnesota 1; Arkansas State 1; Indiana 1; James Madison 1.

ODU opponents in bold

BREAKING RECORDS

Jennie Simms leads the way offensively and notched a season-high 39 points in ODU's loss to UTSA, becoming the only C-USA player to score 35-plus points on three occasions this season. She has four 35-plus performances for her career, which is the second most in ODU women's basketball history behind Anne Donovan who has six. Simms also set a new ODU single-game record for free-throws made and attempted when she went 18-for-21 from the free-throw line at UTSA. The previous record for attempts was set by Lucienne Berthieu against Southern Methodist (12-19) on Mar. 20, 2000. The mark for free-throws made was set by Shareese Grant (17-18) against Rutgers on Dec. 5, 2004. The two-time C-USA Player of the Week tops the conference with 21.4 points in C-USA games and is first overall with 20.3 points per outing. Her overall point total also ranks 26th in the nation.

BENCH PRODUCTION

The Lady Monarchs do not rely on just the starting five to produce points, as the bench as combined to score 433 points on the season. However, after a 39-12 deficit against the UTSA Roadrunners, ODU's opponents hold a 433-452 advantage in bench points over the Lady Monarchs. Old Dominion's largest margin came against FAU (25-3). Keyana Brown leads the bench with 7.6 points per game in 21.4 minutes of action per game.

3'S COMPANY

Old Dominion has notched a three-pointer in 122 straight contests. The last time the team did not hit a three was on November 11, 2012 against California. The Lady Monarchs went 0-for-8 in that game. This season, Keyana Brown leads the team with 50 made three-pointers and a 32.9 three-point percentage. Brown is the only Lady Monarch to notch 50+ three-pointers this season. As a squad, ODU has struggled from beyond the arc, connecting on just 142-of-509 shots (27.9%) on the season. However, against FAU, FIU & Charlotte, the Lady Monarchs combined for 24-of-56 for a 42.8 percentage. In the game against FAU, the Lady Monarchs shot 46.7 percent from beyond the arc, connecting on 7-of-15 shots (46.7%). Against FIU, Old Dominion went 8-for-20 (40.0%) and in the win over Charlotte th Lady Monarchs went 9-for-21 for 42.9 percent.

TWO GAME DOUBLE DIGIT PERFORMANCE

For the first time since Jan. 15, 2014 against Southern Miss, five Lady Monarchs scored in double figures, not only once, but twice in one week. Jennie Simms led the way for ODU against FAU (1.28) with 20 points, while Destinee Young (18), Annika Holopainen (14), Gianna Smith (12) and Ije Ajemba (10) joined Simms in double-digits. The quintet against reached double figure points against FIU (1.30), as Simms led with 23 points, while Ije Ajemba and Smith added 13 points apiece. Young chipped in 12 points and Holopainen finished the game with 10 points.

ODU was close to achieving it for the third-straight game, but fell just one point shy against Charlotte (2.6). Simms tied a season-high 35 points, while Ajemba reached a career-high 15 points. Young added 14 points and Smith chipped in 11 points. Keyana Brown was close to double-figures, as she finished the game with nine points.

OFFENSIVE EXPLOSION

The Lady Monarchs exploded for 85 points, a then season high, against Florida Atlantic on Thursday night. Not only did the team set a then season high for points, ODU also broke its previous high for shooting percentage with a 55.2 mark and demolished its previous halftime advantage mark (16) with a 36-point edge against the Owls. Five players scored in double-figures for ODU, marking the first time since Jan. 15, 2014 at Southern Miss that five Lady Monarchs have done so. On the defensive end, ODU held FAU to just 23.1 percent from the floor (15-65), which is the lowest shooting percentage by an ODU opponent this season. The Lady Monarchs followed that performance with another 80-plus points against FIU two days later. ODU defeated the Panthers, 84-49, behind another five players in double-figures. ODU also shot 50.0 percent from the floor and out-rebounded FIU 39-22.

Following the explosion of points against the Florida opponents, the Lady Monarchs set a new season-high with 94 points in the win over Charlotte (2.6). The 94 points marked the first time ODU reached the 90+ mark since defeating Southern Miss on the road 92-82 on January 15, 2015. ODU also dished out a season high 22 assists, led by five from Jennie Simms and Carolina Bernardeco. To counter this note, ODU recorded a season low five points in the loss at Rice (2.13.16) during the first quarter. The previous low was six points against Miami at the Ted Constant Center.

DOUBLE TROUBLE

Destinee Young is the first Lady Monarch to notch back-to-back double-doubles this season after posting 28 points and 15 rebounds against Loyola (12.2) and following that up with a 17 point 11 rebound performance at Howard (12.15). The two marked her first double-doubles of the season, but her fourth and fifth of her career. For the season, she has posted eight double-doubles. She notched two-consecutive double-doubles two more times during this season, most recently with 13 points and 10 rebounds against Marshall and 17 points and a career-high 17 rebounds against UTEP. She is close to averaging a double-double overall with 10.8 points and 8.4 rebounds per contest. In Conference USA games only, she puts up 10.8 points and 9.1 boards per outing.

BOUNCING BACK STRONG FROM LOSSES

This season, the Old Dominion Lady Monarchs hold a 7-5 record in games immediately following a loss. The Lady Monarchs' two losses after a loss came at the end of November and at the Paradise Jam and most recently on the road at Marshall. Overall under Karen Barefoot, ODU is 28-23 in games following a loss since she joined the program for the 2011-2012 season.

DOUBLE-FIGURE SCORING

Jennie Simms has scored in double figures in 23-of-25 games she has played this season, while Destinee Young has also scored in double figures in 16-of-27 contests. Simms and Young are also the only two Monarchs with 20+ scoring games, while Simms is the only Lady Monarch to reach the 30+ mark. She tied her season-high of 35 points in

2015-16 CONFERENCE USA CHAMPIONSHIP



The 2016 Conference USA Basketball Championships return to Birmingham, Alabama, and for the first time will feature all 14 league members. The Tournament is scheduled to run from Tuesday, March 8 to Saturday, March 12.

Games will be held at the Birmingham-Jefferson Civic Center and Bartow Arena on the campus of UAB. UAB and Birmingham hosted the 2015 Championships, as well as the 1999 C-USA Men's Basketball Championship and the 1996 C-USA Women's Basketball Championship.

GAME TWENTY-NINE • ODU VS NORTH TEXAS • 7:00 PM (ET) • NORFOLK, VA • TED CONSTANT CONVOCATION CENTER

the 94-85 win over Charlotte.

20+ Scoring Games:

Destinee Young (28) vs. Loyola (12.2)
Jennie Simms (20) at Marshall (1.24)
Jennie Simms (20) vs Florida Atlantic (1.28)
Jennie Simms (21) at UAB (1.14)
Jennie Simms (22) vs Southern Miss (1.9)
Jennie Simms (22) vs Marshall (2.20)
Jennie Simms (23) vs. Maryland (11.26)
Jennie Simms (23) vs. FIU (1.30)
Jennie Simms (24) vs. LA Tech (1.7)
Jennie Simms (27) vs. Wagner (11.15)
Jennie Simms (28) vs WKU (2.18)
Jennie Simms (35) at W&M (12.29)
Jennie Simms (35) vs Charlotte (2.6.16)
Jennie Simms (39) at UTSA (2.27.16)

CAREER HIGHS

- Destinee Young pulled in a career-high 17 rebounds in the loss to UTEP (2.25)
- Rhaven Kemp notched a career high nine points in the overtime loss against WKU (2.18)
- Ije Ajemba also notched a career-high by adding 15 points vs Charlotte (2.6.16). She went 6-for-7 from the floor, marking the most field goals she has made in her career.
- Gianna Smith dished out a career-high four assists against Charlotte (2.6.16)
- Timmons dished out a career-high six assists in the loss to Marshall (1.24.16)
- Ije Ajemba notched a career-high six steals in the win over MTSU (1.16.16)
- Ashley Jackson saw her first career start in the victory over Southern Miss (1.9.16)
- Gianna Smith notched her highest scoring total against Howard after amassing 17 points on 6-of-12 shooting and went 4-for-6 from the charity stripe.
- Destinee Young destroyed her career high for points and rebounds in the game against Loyola (12.2). She scored a game-high 28 points and pulled in 15 rebounds. For her efforts, she was named to the C-USA Player of the Week Honor Roll.
- Carolina Bernardeco scored her first career points against Loyola (12.2), netting seven markers to go along with her career-high six assists. She matched her career high with six assists in the win over FIU (1.30.16) and her points total against Charlotte (2.6.16).
- Keyana Brown smashed multiple career-highs against Richmond (11.13). Most notably, she scored 15 points, smashing her previous career high of five points. Brown tied her career-high in points against Pittsburgh (11.27.15) and broke her mark for three-pointers made by sinking five trifectas.
- Jennie Simms broke her career-high for assists in the loss to Pittsburgh at the Paradise Jam (11.27.15). She dished out nine assists, smashing her previous high of six that she set on Feb. 28, 2015 against North Texas.

SPORTSCENTER TOP 10

Makayla Timmons put Old Dominion women's basketball on the map this season after making the SportsCenter Top 10 segment with her buzzer beater against Middle Tennessee. The play came in at No. 7 on the list.

NEW FACES

The Old Dominion women's basketball team added James Madison University transfer Carley Brew, as announced by head coach Karen Barefoot on Wednesday afternoon.

Brew, a 6-foot forward from Wyomissing, Pa. who attended high school at Wilson, was a McDonald's All-American nominee as a senior. In addition, she was named to the Pennsylvania Sports Writers All-State PIAA 4A team and was a Sporting News Magazine National High School Honorable Mention All-American in 2014. Earning PIAA District 3 4A First Team honors, Brew led Wilson to a Berks Conference championship and PIAA District 3 championship as a senior. She finished her high school career with 1,277 points and was selected as a Berks County All-Star team member at the conclusion of her senior campaign. Outside of high school, Brew played with the Philadelphia Belles and was a member of the Nike National Team.

At James Madison, Brew made an appearance in 16 games as a freshman, averaging 4.1 minutes per outing. She played a career-high 17 minutes against Houston last season and pulled down a career-high three rebounds.

Brew will sit out the rest of the 2015-16 season due to NCAA transfer rules and will be eligible to compete in December during the 2016-17 season.

VIRGINIA SPORTS HALL OF FAME

Former Old Dominion women's basketball coach Marianne Stanley is one of seven members of the 2016 Virginia Sports Hall of Fame induction class, the organization announced on Tuesday. Stanley led the Lady Monarchs to three national championships during her ten years at the helm of the ODU program, winning back-to-back AIAW titles in 1979 and 1980 as well as the NCAA trophy in 1985.

Stanley served as the Lady Monarchs' head coach from 1977 to 1987, compiling a ten-year mark of 268-59 and helping put the Lady Monarch basketball program on the map. Along with the national titles, she led the team to a NWIT title in 1978 as well as four Sun Belt Conference Championships after joining the league in 1982. Her career winning percentage of .820 is the best of any coach in ODU women's basketball history.

Stanley's teams won 30 or more games four times and enjoyed eight seasons of 20 or more wins. She was the AIAW National Coach of the Year in 1979, and a five-time Virginia Coach of the Year in 1979, 1980, 1981, 1984 and 1985. Stanley also served as head coach at the University of Pennsylvania, California-Berkeley and the University of Southern California, as well as an assistant coach at Stanford where she helped guide The Cardinal to the NCAA Final Four in 1996.

Stanley is also a member of the The Women's Basketball Hall of Fame and the ODU Sports Hall of Fame. She joins her former players Nancy Lieberman and Anne Donovan in the Virginia Sports Hall of Fame. Currently, Stanley is an assistant coach for the Washington Mystics of the WNBA.

Other inductees include former Norfolk Tides general manager Dave Rosenfield, former University of Virginia linebacker James Farrior, former James Madison and UVA sports information director Rich Murray, Virginia Union basketball player Charles Oakley, the NFL's Charlie Stukes and professional soccer player Robert Ukrop.

1000 PROGRAM WINS

With the 83-64 victory at Howard, the team and coach Karen Barefoot added became the fourth Division I program to amass 1,000 victories, joining Tennessee (1,287), Louisiana Tech (1,064) and James Madison (1,024). Tennessee began keeping records in 1903, James Madison's records date to 1920, ODU started keeping track in 1969 and Louisiana Tech began in 1974.

During the game on Thursday, three of the four teams listed above were represented in some capacity. The obvious representations are ODU and LA Tech. The head coach of the Lady Techsters brings in Tennessee, not only for being standout Tennessee women's basketball coach Pat Summitt's son, but also for being an alumni of the institution.

C-USA PLAYER OF THE WEEK (1.2.16)

Junior guard Jennie Simms has been named the Conference USA Player of the Week (1.2.16) for the first time in her career after averaging 26.5 points and seven rebounds in two games. Awards are chosen by a vote from a panel representing the 14 member schools.

Simms finished the month of December with C-USA's highest scoring total so far this season, as she exploded for 35 points in the loss to W&M (12.29). The Maryland product went 13-of-26 from the field and 4-of-8 from behind the arc for a .500 average in both categories. Seventeen of her 35 points also came in the fourth quarter and she finished the game just one rebound (9) short of a double-double. Simms also added two assists, three blocks and three steals to her stat line.

In the first Conference USA game of the season, Simms poured in 18 points and pulled in five rebounds leading Old Dominion to a 71-59 victory over Charlotte on national television. Her efforts helped ODU move to 33-3 overall in conference openers since joining the Sun Belt in 1982.

C-USA PLAYER OF THE WEEK HONOR ROLL

Destinee Young earned Conference USA Player of the Week Honor Roll accolades after pouring in a career-high 28 points and 15 rebounds in the win over Loyola (12.2). She award was the closest and ODU player has come to winning Player of the Week since Shae Kelley took home the laurel on Dec. 9, 2013.

C-USA PRESEASON RANKINGS

After posting 21 wins last season and advancing to the WNIT second round, the Old Dominion Lady Monarchs were picked second in the 2015-16 Conference USA Preseason Poll, according to the league coaches. The Middle Tennessee Blue Raiders were selected as the Conference USA women's basketball preseason favorite to win the league's regular-season crown.

Preseason C-USA Coaches Poll

1. Middle Tennessee (5)
2. Old Dominion (4)
3. WKU (4)
4. Southern Miss
5. UTEP
6. Charlotte
7. UTSA (1)
8. UAB
9. Louisiana Tech
10. Marshall
11. Florida Atlantic
12. Rice
13. Middle Tennessee
14. North Texas

EARNING A PRESEASON SPOT

Last season's C-USA Newcomer of the Year, Jennie Simms, earned a spot on the preseason All-C-USA list and will lead Old Dominion, which placed second in the preseason poll with four first-place votes following its exciting run in the 2015 C-USA Championship. Simms emerged as one of the dominant guards in the league and led ODU in points (19.3 ppg) and rebounds (8.1) on top of first-team all-conference honors.

RECRUITING TRAIL

On Nov. 11, 2015 head coach Karen Barefoot announced the signing of three committed recruits for the 2016-17 season Each prospect averaged a double-double in their junior season and earned a plethora of athletic honors throughout their careers. Manaya Jones, Tyasia Moore and Jessica Munoz all signed a National Letter of Intent, committing to the ODU program.

Manaya Jones: Jones hails from Memphis, Tenn. where she was a standout player at Raleigh-Egypt High School. The 6-4 power forward is tabbed in the Top-100 ESPNW rankings and recognized as a four-star prospect by ESPN. Jones was a Class AA All-State selection as a junior and highlighted her career with All-District MVP and All-Region MVP honors.

Tyasia Moore: Moore, the only guard in the bunch, filled the stat sheet with 16.8 points, 13.3 rebounds, 3.2 assists and 5.0 steals per game last season. She helped lead Forestville Military Academy to a State Championship, earning Tournament MVP honors along the way. Moore has excelled on the court throughout her career and was named MVP of her conference, along with earning First Team All-State and All-District honors.

ODU 1,000 POINT CLUB

No	Name	Pts.	Ga.	Avg.
1.	Anne Donovan (1979-1983)	2,719	136	20.0
2.	Inge Nissen (1976-1980)	2,647	137	19.3
3.	Nancy Lieberman (1976-1980)	2,430	134	18.1
4.	Kelly Lyons (1986-1990)	2,224	122	18.2
5.	Celeste Hill (1990-1994)	2,112	118	17.9
6.	Tracy Claxton (1980-1985)	1,999	118	16.9
7.	Medina Dixon (1982-1985)	1,968	113	17.4
8.	Nyree Roberts (1994-1998)	1,854	133	13.9
9.	Clarisse Machanguana (1994-1997)	1,813	99	18.3
10.	Tia Lewis (2009-2012)	1,624	126	12.9
11.	Mery Andrade (1995-1999)	1,622	132	12.3
12.	Adrienne Goodson (1984-1988)	1,574	117	13.5
13.	Okeisha Howard (1999-2003)	1,565	124	12.6
14.	T.J. Jordan (2004-2008)	1,525	129	11.8
15.	Donna Harrington (1987-1988)	1,492	110	13.6
16.	Hamchetou Maiga (1998-2002)	1,483	130	11.4
17.	Shareese Grant (2001-2005)	1,447	129	11.2
18.	Monique Coker (2000-2004)	1,409	128	11.0
19.	Angela Cotman (1976-1980)	1,408	140	10.1
20.	Tiffany Green (2004-2009)	1,398	129	10.8
21.	Lucienne Berthieu (1998-1902)	1,382	91	15.2
22.	Ticha Penicheiro (1994-1998)	1,304	133	9.8
23.	Kim McQuarter (1985-1989)	1,275	120	10.6
24.	Jasmine Parker (2007-11)	1,271	130	9.8
25.	Jennie Simms (2012-Present)	1,190	67	17.8
26.	Shonda DeBerry (1992-1996)	1,096	125	8.8
27.	Sharron Francis (1998-2002)	1,085	126	8.6
28.	Jackie Cook (2009-2013)	1,063	122	8.7
29.	Jessica Canady (2006-2010)	1,056	120	8.8
30.	Rhonda Rompola (1978-1981)	1,050	96	10.9
31.	Aubrey Eblin (1995-1999)	1,023	121	8.8
32.	Shae Kelley (2012-2014)	1,022	65	15.7

1,000 POINTS IN TWO YEARS

No	Name	Pts.	Ga.	Avg.
1.	Anne Donovan (1979-1981)	1,527	73	20.9
2.	Inge Nissen (1976-1978)	1,254	64	19.6
3.	Nancy Lieberman (1976-1980)	1,244	61	20.4
4.	Jennie Simms (2014-2016)	1,165	59	19.7
5.	Clarisse Machanguana (1994-1996)	1,135	65	17.5
6.	Shae Kelley (2012-2014)	1,022	65	15.7

GAME TWENTY-NINE • ODU VS NORTH TEXAS • 7:00 PM (ET) • NORFOLK, VA • TED CONSTANT CONVOCATION CENTER

Jessica Munoz: Munoz, a 6-1 forward from Nacogdoches, Texas, enters her senior campaign as the reigning District Most Valuable Player. She averaged 21 points and 12 rebounds per game as a junior and earned All-Region and First Team All-State laurels. Munoz helped lead her AAU team to two Adidas National AAU Championships and was most recently ranked 19th for the Class of 2016 by the Texas Premier Basketball Report.

MONARCHS AND THE WNBA

Former Old Dominion player Shae Kelley became the fourth Lady Monarch to win a WNBA title after claiming the crown with the Minnesota Lynx this past season. She joins Ticha Penicheiro, Hamchetou Maiga and Anne Donovan to hoist the trophy. Penicheiro and Maiga won the title in 2005 with the Sacramento Monarchs, while Donovan won as a coach in 2004 with the Seattle Storm.

NEW BASKETBALL PERFORMANCE CENTER

Construction on a new 24,000-square-foot basketball practice facility kicked off in late 2015. The \$8,400,000 facility is set to include a two full-sized practice courts, a 14,000 square foot strength conditioning and training space, locker and shower rooms, team offices, conference rooms and players' lounges. The project is located in the medium-sized open field between the Ted Constant Convocation Center and the University Village. Clark-Nexsen Architecture & Engineering designed the project and the lowest bidder, P.G. Harris Construction Company will build it. The project is being funded by the ODU Athletic Foundation.

For more information about the construction on ODU's campus, browse the Mace & Crown's feature article: <http://www.maceandcrown.com/2016/01/17/looking-ahead-campus-construction-projects/>

BAREFOOT DONATION TO MITCHUM BASKETBALL CENTER

Barefoot made a generous \$25,000 commitment to the Bennett and Blanche Mitchum Basketball Performance Center all in the name of Sara Jones, who made an incredible impact on Barefoot's life and the entire Lady Monarch family. Construction on the Center began on Dec. 11, 2015.

TEAM IMPACT'S SAGE BAKER

Sage Baker, part of Team Impact, joined the Lady Monarchs team this season. Sage was introduced to a contingent of ODU women's basketball fans at the exhibition against Davis & Elkins on Nov. 7, 2015. Baker was 6-months-old when she was diagnosed with acute leukemia of ambiguous lineage (also called biphenotypic leukemia), a rare form of cancer. She went through 6 months of chemotherapy and had a stem cell transplant in December of 2010. However, her liver began to fail in 2014 and she was put on the transplant list. In June of 2015 she underwent a liver transplant and is doing well, but requires frequent check-ups. She is now five-years-old and in remission. Sage truly epitomizes what it means to be a fighter and is an inspiration to her new teammates.

EDUCATION DAY

The Old Dominion Lady Monarchs defeated the Loyola Greyhounds in front of 8,472 fans at the Ted Constant Center. Students from 33 Norfolk Public Schools participated in Education Day, an annual tradition on the Lady Monarchs' schedule that was started by head coach Karen Barefoot. This year's game marked the second-consecutive sellout at the Ted Constant Center for the Old Dominion women's basketball team. The crowd of 8,472 is the seventh highest attendance ever in the state of Virginia to watch a regular season college women's basketball game. The attendance was also the second largest for a Lady Monarchs regular season game.

MEDIA GUIDE ONLINE

Media and fans wanting to read about this year's Lady Monarchs team can check out the 2015-16 Old Dominion women's basketball media guide at <http://bit.ly/1RRqe11>. The 96-page publication contains historical information on the program as well as up-to-date bios on players and coaches and much more.

SOCIAL MEDIA EMPHASIS

The Lady Monarchs social media presence has grown tremendously over past couple of years. The Lady Monarchs can be followed on Twitter (@ODUWBB), Facebook (Old Dominion Women's Basketball) and most recently Instagram (@oduwbasketball) and use the hashtag #ODUWBB and #ODUSports.

THE LAST TIME...

ODU TEAM

Shot 55-59 percent field goals.....	55.2% vs Florida Atlantic (1.28.16)
Shot 50-54 percent field goals.....	54.2% vs Charlotte (2.6.16)
Made 40+ field goals.....	
Made 35-39 field goals.....	35 vs Rice (2.26.15)
Made 30-34 field goals.....	32 vs Charlotte (2.6.16)
Attempted 70+ field goals.....	70 vs Maryland (11.26.15)
Attempted 65-69 field goals.....	66 at Marshall (1.24.16)
Attempted 60-64 field goals.....	61 vs WKU (2.18.16)
Shot 60+ percent 3-point field goals.....	61.5% vs Southern Miss (1.15.14)
Shot 55-59 percent 3-point field goals.....	57.9% vs Villanova (3.22.15)
Shot 50-54 percent 3-point field goals.....	53.8% vs Pittsburgh (11.27.15)
Made 15+ 3-point field goals.....	
Made 10-14 3-point field goals.....	10 vs Wagner (11.15.15)
Made 5-9 3-point field goals.....	5 at UTSA (2.27.16)
Attempted 20+ 3-point field goals.....	21 at UTSA (2.27.16)
Attempted 15-19 3-point field goals.....	18 at Rice (2.13.16)
Attempted 10-14 3-point field goals.....	14 vs WKU (2.18.16)
Shot 90+ percent free throws.....	100% vs Pittsburgh (11.27.15)
Shot 80-89 percent free throws.....	88.9% at UTSA (2.27.16)
Shot 70-79 percent free throws.....	73.7% vs WKU (2.18.16)
Made 20+ free throws.....	24 at UTSA (2.27.16)
Made 15-19 free throws.....	15 vs North Texas (2.11.16)
Made 10-14 free throws.....	14 vs WKU (2.18.16)
Attempted 25+ free throws.....	27 at UTSA (2.27.16)
Attempted 20-24 free throws.....	20 vs North Texas (2.11.16)
Attempted 15-19 free throws.....	19 vs WKU (2.18.16)
Scored 100+ Points.....	W, 105-62 vs. Hofstra (2.12.04)
Scored 90-99 Points.....	W, 94-85 vs Charlotte (2.6.16)
Scored 80-89 Points.....	W, 84-49 vs FIU (1.30.16)
Scored 70-79 Points.....	W 77-55 vs Marshall (2.20.16)
Scored 60-69 Points.....	L, 67-70 at UTSA (2.27.16)
Scored 50-59 Points.....	L, 51-68 at WKU (1.21.16)
Scored 41-49 Points.....	L, 46-68 at Rice (2.13.16)
Scored 40 Points Or Less.....	L, 39-71 vs South Dakota St (11.28.15)
Grabbed 50+ rebounds.....	50 vs WKU (3.13.15)
Grabbed 40-49 rebounds.....	46 at UTEP (2.25.16)
Grabbed 35-39 rebounds.....	35 at UTSA (2.27.16)
Distributed 15+ assists.....	16 vs Marshall (2.20.16)
Distributed 10-14 assists.....	14 vs WKU (2.18.16)
Registered 10+ blocks.....	
Registered 5-9 blocks.....	8 vs WKU (2.18.16)
Swiped 10+ steals.....	12 vs North Texas (2.11.16)
Swiped 5-9 steals.....	9 at UTSA (2.27.16)
Won in overtime during the regular season:.....	W, 65-52 vs. Tulsa (2.5.14)
Lost in overtime during the regular season:.....	L, 74-85 vs WKU (2.18.16)

ODU INDIVIDUAL

Had a triple-double (points-rebounds-assists).....	
Had a double-double (points-rebounds).....	Destinee Young (17pts, 17rbs) at UTEP (2.25.16)
Had a double-double (points-assists).....	Jazzmin Walters (17pts, 10a), vs UVA (3.25.08)
Two or more had a double-double (points-rebounds).....	vs Marshall (2.20.16)
Had back-to-back double-doubles.....	Destinee Young (12pts, 12rbs) vs FIU (1/30/16); (14pts, 10reb) vs Charlotte (2.6.16)
Scored 50+ points.....	50, Anne Donovan vs Norfolk State (12.11.80)
Scored 40+ points.....	45, Jennie Simms vs FIU (1.29.15)
Scored 35-39 points.....	39, Jennie Simms at UTSA (2.27.16)
Scored 30-34 points.....	32, Jennie Simms vs UTSA (2.12.15)
Scored 25-29 points.....	28, Jennie Simms vs WKU (2.18.16)
Scored 20-24 points.....	22, Jennie Simms vs Marshall (2.20.16)
Two or more scored 20+ points.....	
Two players with double-digit points.....	at Rice (2.13.16)
Three players with double-digit points.....	Ije Ajemba (16) and Keyana Brown (11) at UTEP (2.25.16)
Four players with double-digit points.....	Destinee Young (17), Jennie Simms (14), Gianna Smith (13) vs Charlotte (2.6.16)
Five players with double-digit points.....	Jennie Simms (35), Ije Ajemba (15), Destinee Young (14), Gianna Smith (11) vs Marshall (2.20.16)
Made 10+ field goals.....	10, Jennie Simms at UTSA (2.27.16)
Made 5-9 field goals.....	7, Destinee Young at UTEP (2.25.16)
Attempted 15+ field goals.....	20, Jennie Simms at UTSA (2.27.16)
Attempted 10-14 field goals.....	12, Destinee Young at UTEP (2.25.16)
Made 7+ 3-point field goals.....	
Made 4-6 3-point field goals.....	4, Jennie Simms at W&M (12.29.15)
Made 10+ free throws.....	18, Jennie Simms at UTSA (2.27.16)
Made 5-9 free throws.....	6, Destinee Young at UTSA (2.27.16)
Attempted 15+ free throws.....	21, Jennie Simms at UTSA (2.27.16)
Attempted 10-14 free throws.....	11, Jennie Simms vs WKU (2.18.16)
Had 20+ rebounds.....	20, Kim Giddens, vs. James Madison (3.1.03)
Had 15-19 rebounds.....	17, Destinee Young at UTEP (2.25.16)
Had 10-14 rebounds.....	10, Ije Ajemba at UTSA (2.27.16)
Had 5-9 rebounds.....	9, Ije Ajemba vs Marshall (2.20.16)
Two players with double-digit rebounds.....	at UTEP (2.25.16)
Had 10+ assists.....	12, Jazzmin Walters vs East Carolina (11.13.07)
Had 5-9 assists.....	6, Jennie Simms vs Marshall (2.20.16)
Tallied 10+ blocks.....	15, Anne Donovan vs San Francisco (1.9.1980)
Tallied 4-9 blocks.....	4, Destinee Young vs Southern Miss (1.9.16)
Had 7+ steals.....	
Had 4-6 steals.....	4, Destinee Young vs North Texas (2.11.16)
Played 40+ minutes.....	43, Jennie Simms vs WKU (2.18.16)
Played 40 minutes.....	40, Jennie Simms vs Charlotte (2.6.16)



GAME TWENTY-NINE • ODU VS NORTH TEXAS • 7:00 PM (ET) • NORFOLK, VA • TED CONSTANT CONVOCATION CENTER

Team	Date	10-20-30-40-OT	FGM-FGA	Pct.	3M-3A	Pct.	FTM-FTA	Pct.	Rebounds			PF-DQ	Ast.	TO	Blk.	Stl.	Bench
									O	D	Tot.						
ODU	11.13.15	17-11-8-21	22-65	33.8	4-21	19.0	9-11	.818	19	22	41	23-0	9	22	1	10	28
at Richmond		10-14-22-16	19-51	37.3	3-11	27.3	21-22	.955	10	25	35	14-0	9	21	1	9	9
ODU	11.15.15	18-14-20-19	25-63	39.7	10-25	40.0	11-16	68.8	17	25	42	17-0	18	17	4	15	15
vs Wagner		17-6-13-21	22-61	36.1	6-19	31.6	7-10	70.0	16	24	40	12-0	11	23	3	8	8
ODU	11.17.15	6-14-8-7	11-47	23.4	3-17	17.6	10-19	52.6	8	25	33	12-0	6	19	2	3	20
vs Miami		18-14-18-11	26-68	38.2	4-21	19.0	5-10	50.0	19	33	52	21-0	15	12	2	11	2
ODU	11.23.15	13-15-14-10	20-55	36.4	7-20	35.0	5-17	29.4	11	29	40	16-0	12	17	5	5	29
vs ETSU		11-12-13-20	22-62	35.5	5-21	23.8	7-11	63.6	12	29	41	17-0	10	12	2	6	17
ODU	11.26.15	6-18-16-9	16-70	22.9	4-22	18.2	13-22	59.1	20	18	38	25-2	6	13	2	3	13
vs Maryland (N)		30-18-29-18	34-66	51.5	7-19	36.8	20-27	74.1	16	35	51	25-0	15	14	2	6	58
ODU	11.27.15	18-15-14-11	20-46	43.5	7-13	53.8	11-11	100.0	7	18	25	17-0	12	16	0	6	7
vs Pitt (N)		14-22-14-17	25-52	48.1	8-11	72.7	9-14	64.3	12	17	29	16-0	13	14	2	8	8
ODU	11.28.15	11-17-7-4	17-57	29.8	2-19	10.5	3-5	60.0	11	21	32	12-0	7	17	2	7	6
vs SDSU (N)		11-22-17-21	24-56	42.9	17-34	50.0	6-10	60.0	11	26	37	10-0	19	14	3	10	14
ODU	12.2.15	10-22-13-19	26-54	48.1	3-11	27.3	9-11	81.8	8	29	37	8-0	19	13	4	8	11
vs Loyola		8-6-17-10	15-55	27.3	2-13	15.4	9-10	90.0	11	20	31	15-0	7	13	2	5	0
ODU	12.15.15	12-23-23-15	33-64	51.6	4-18	22.2	13-18	72.2	9	26	35	17-0	16	12	8	8	23
at Howard		12-22-18-12	21-61	34.4	3-12	25.0	19-27	70.4	20	23	43	14-0	12	18	1	6	10
ODU	12.19.15	14-10-12-18	21-51	41.2	5-16	31.3	7-10	70.0	8	17	25	20-2	8	19	0	6	9
at VCU		19-16-21-18	27-62	43.5	2-8	25.0	18-23	78.3	19	24	43	17-0	13	13	2	9	29
ODU	12.22.15	14-22-20-13	25-63	39.7	8-20	40.0	11-13	84.6	12	27	39	22-0	11	12	4	7	22
at UMES		10-7-19-16	19-54	35.2	2-16	12.5	12-23	52.2	14	26	40	15-0	10	17	2	3	8
ODU	12.29.15	23-9-9-23	25-65	38.5	6-20	30.0	8-20	40.0	13	21	34	16-0	13	19	9	10	13
at W&M		14-13-24-24	29-66	43.9	3-14	21.4	14-19	73.7	19	34	53	22-0	20	20	6	11	11
ODU	1.3.16	24-15-11-21	28-65	43.1	4-15	26.7	11-19	57.9	18	28	46	12-0	12	17	3	10	12
at Charlotte		16-16-6-21	24-68	35.3	5-19	26.3	6-10	60.0	17	22	39	18-1	11	16	3	11	6
ODU	1.7.16	9-17-12-13	20-69	29.0	3-24	12.5	8-21	38.1	21	19	40	22-0	7	13	1	6	13
vs LA Tech		12-24-10-23	22-46	47.8	3-7	42.9	22-27	81.5	6	35	41	22-0	9	17	3	7	34
ODU	1.9.16	13-11-14-15	19-51	37.3	3-13	23.1	12-21	57.1	18	27	45	15-0	12	18	7	7	6
vs Southern Miss		11-12-11-11	18-56	32.1	1-8	12.5	8-14	57.1	15	19	34	22-2	7	15	2	10	17
ODU	1.14.16	15-16-11-13	25-59	42.4	4-16	25.0	1-3	33.3	17	20	37	9-0	11	17	3	7	16
at UAB		20-19-6-13	26-54	48.1	6-16	37.5	0-0	0.00	8	19	27	10-0	15	15	3	5	10
ODU	1.16.16	17-10-12-22	27-49	55.1	4-15	26.7	4-15	60.0	9	31	40	21-2	12	24	3	9	12
at MT		15-6-23-14	22-54	40.7	5-15	33.3	9-13	69.2	5	15	20	16-0	13	13	0	12	6
ODU	1.21.16	12-14-15-10	19-49	38.8	3-20	15.0	10-15	66.7	13	18	31	21-0	9	22	5	6	19
at WKU		24-14-16-14	25-58	43.1	2-9	22.2	16-24	66.7	18	19	37	15-0	12	14	1	16	26
ODU	1.23.16	15-13-16-19	21-66	31.8	6-23	26.1	14-25	56.0	19	26	45	26-0	13	13	4	8	20
at Marshall		21-13-25-21	21-53	39.6	9-22	40.9	29-38	76.3	20	31	41	21-2	12	12	5	4	16
ODU	1.28.16	24-27-14-20	32-58	55.2	7-15	46.7	14-20	70.0	10	36	46	12-0	17	19	2	9	25
vs FAU		10-5-20-10	15-65	23.1	7-33	21.2	8-8	100.0	13	20	33	21-1	11	17	0	6	3
ODU	1.30.16	19-13-30-22	32-64	50.0	8-20	40.0	12-14	85.7	14	25	39	11-0	21	13	3	6	23
vs FIU		17-13-10-9	20-49	40.8	4-17	23.5	5-6	83.3	4	18	22	17-1	8	22	0	7	2
ODU	2.6.16	13-27-27-27	32-59	54.2	9-21	42.9	21-34	61.8	13	29	42	19-0	22	12	1	6	10
vs Charlotte		17-19-22-27	31-66	47.0	5-14	35.7	18-27	66.7	11	20	31	25-1	13	11	2	10	12
ODU	2.11.16	19-18-16-12	22-59	37.3	6-22	27.3	15-20	75.0	16	32	48	16-0	10	16	4	12	14
at North Texas		8-5-15-20	16-53	30.2	5-11	45.5	11-15	73.3	8	23	31	20-0	9	17	2	6	9
ODU	2.13.16	5-18-16-7	16-57	28.1	3-18	16.7	11-18	61.1	11	23	34	20-0	9	11	3	6	15
at Rice		21-17-13-17	26-59	44.1	5-17	29.4	11-16	68.8	12	33	35	17-0	18	12	1	6	14
ODU	2.18.16	22-10-24-12-6	27-61	44.3	6-14	42.9	14-19	73.7	10	24	34	19-1	14	18	8	5	23
vs WKU		18-10-22-18	30-75	40.0	4-14	28.6	21-25	84.0	22	25	47	16-0	5	12	2	9	9
ODU	2.20.16	15-15-28-19	25-56	44.6	7-23	30.4	20-29	69.0	15	29	44	10-0	16	15	1	9	23
vs Marshall		19-15-10-11	23-58	39.7	7-19	36.8	2-4	50.0	7	22	29	22-1	14	15	0	6	21
ODU	2.25.1	11-14-19-20	19-55	34.5	1-7	14.3	25-30	83.3	19	27	46	21-1	8	19	2	3	14
at UTEP		20-15-17-18	26-70	37.1	2-18	11.1	16-23	69.6	20	19	39	29-1	13	7	3	13	25
ODU	2.27.16	14-19-16-18	19-56	33.9	5-21	23.8	24-27	88.9	14	21	35	22-1	8	21	4	9	12
at UTSA		13-20-22-15	25-53	47.2	3-9	33.3	17-25	68.0	10	22	32	23-0	9	18	3	10	39
ODU	3.3.16																
vs North Texas																	
ODU	3.5.16																
vs Rice																	

ODU Game Highs

Points	94
FGM	33
FGA	70
FG Pct.	55.2
3FGM	10
3FGA	25
3FG Pct.	53.8
FTM	24
FTA	34
FT Pct.	100.0
Rebounds	48
Assists	22
Steals	15
Blocks	9
Turnovers	24

ODU Game Lows

Points	35
FGM	11
FGA	47
FG Pct.	22.9
3FGM	1
3FGA	7
3FG Pct.	10.5
FTM	1
FTA	3
FT Pct.	29.4
Rebounds	25 (2x)
Assists	6 (2x)
Steals	3 (3x)
Blocks	0 (2x)
Turnovers	11

OPP Game Highs

Points	95
FGM	34
FGA	68 (2x)
FG Pct.	51.5
3FGM	17
3FGA	34
3FG Pct.	72.7
FTM	29
FTA	38
FT Pct.	100.0
Rebounds	53
Assists	20
Steals	16
Blocks	6
Turnovers	23

OPP Game Lows

Points	41
FGM	15 (2x)
FGA	46
FG Pct.	23.1
3FGM	1
3FGA	7
3FG Pct.	11.1
FTM	0
FTA	0
FT Pct.	0.00
Rebounds	20
Assists	7 (2x)
Steals	3
Blocks	0 (3x)
Turnovers	7

KAREN BAREFOOT • HC

Fifth Season • 81-78 at ODU • 291-221 overall
Christopher Newport, 1995



In 17 years as a head coach, Karen Barefoot has compiled 14 winning seasons, nine national post-season tournament appearances and has won two National Coach of the Year awards. Barefoot begins her 18th season as a head coach and fifth as the fearless leader of the Lady Monarchs and will represent Conference USA on the national stage as the "Conference Captain" for the 2015-16 season.

Throughout Barefoot's coaching career, she has resurrected three different programs, which included creating postseason opportunities and reaching first ever championships, as well as elevating academic success. Each and every day on and off the court, Barefoot brings limitless energy, focus, dedication and motivation to the Old Dominion University women's basketball program, one that she is in the process of bringing back to national prominence.

Last year, Barefoot led the Lady Monarchs to a 21-13 overall record, which is the most wins during the Barefoot era at Old Dominion. As a program, ODU will enter the 2015-16 season just three wins shy of reaching 1,000 all-time victories. The Lady Monarchs went a perfect 4-0 against in-state competition, taking down UVA, Virginia Tech, VCU and William & Mary. The Lady Monarchs advanced to their conference semi-finals for the first time since the 2009-10 season. Coach Barefoot also led Old Dominion back to the WNIT, where the team advanced to the second round for the second consecutive year after taking down UVA of the ACC in the first round.

Jennie Simms was named the 2014-15 Conference USA Newcomer of the Year and garnered First Team All C-USA and All C-USA Tournament Team honors. On Jan. 29, Simms moved to second all-time in Lady Monarchs history for most points in a single game by scoring 45 in ODU's 80-67 victory at FIU. On Feb. 9, 2015, ODU picked up the program's first ever win at LA Tech in a 72-71 thrilling victory on national television. As a team in 2014-15, the Lady Monarchs led the C-USA in field-goal percentage defense (.377) and defensive rebounds per contest (29.0), while ranking second in the conference for rebounding margin (+3.1) and average attendance (2,623).

The fourth annual Education Day game on Dec. 3, 2014, marked the first ever sellout at the Ted Constant Center for the Old Dominion women's basketball team, a game that the Lady Monarchs cruised past Howard by a score of 75-54. The crowd of 8,472 is the seventh highest attendance ever in the state of Virginia to watch a regular season college women's basketball game. The attendance was also the second largest for a Lady Monarchs regular season game ever.

Shae Kelley, a former Barefoot recruit, was selected No. 35 overall in the 2015 WNBA Draft by the Minnesota Lynx and helped lead the team to the 2015 WNBA Championship. Kelley played two seasons under Barefoot at ODU and became one of just five players in the school's illustrious history to surpass 1,000 points scored in a player's first two seasons at the school.

In 2013-14, Barefoot coached the Lady Monarchs to an 18-16 record including a trip to the second round of the WNIT. Barefoot led the squad to a first-round bye in the C-USA tournament in the school's first season within the conference and garnered her 250th career win in a thrilling overtime comeback victory over Marshall (2/1). Barefoot helped Shae Kelley land 2014 All-Conference USA First Team honors, as well as guided the Lady Monarchs to attaining a cumulative team GPA over 3.0 and had six players named to the C-USA Academic Honor Roll, including two Academic Medal recipients. Barefoot and company reeled in the No. 43 recruiting class in the nation, which was the highest-ranked class in Conference USA. Under her leadership.

In year two, Barefoot guided ODU to a 9-3 start in non-conference action which was the best start since the 1998-99 season for the Lady Monarchs. The team tallied 19 wins, an eight-win turnaround from the 2011-12 season, which was tied for 14th best nationally and earned a spot in the WNIT. Old Dominion finished in fourth place in the CAA and defeated eventual WNIT champion Drexel at home while compiling a 12-5 overall record at the Ted. Earning All-CAA Second Team honors was Shae Kelley, who was the only underclassmen to be named to any of the three teams. Jackie Cook became the 30th player in ODU history to score 1,000 points and was named All-CAA Third Team while Galaisha Goodhope earned a spot on the CAA All-Rookie Team. Barefoot also helped the Lady Monarchs succeed in the classroom as Mairi Buchan earned All-CAA Academic First Team honors, while Ashley Betz-White was honorable mention. Buchan also earned CoSIDA First-Team All-Academic for the second consecutive year.

Barefoot originally came to Old Dominion after serving as the head coach at Elon from 2008-2011. She helped Elon reach new heights in 2010-11, as the Phoenix finished the season with a 20-13 record - the program's best season at the Division I level and only the fifth team in program history to reach the 20-win plateau. The Phoenix 11 home victories marked the most home wins in a single season in the Division I era, while the team's postseason appearance in the Women's Basketball Invitational was the first since joining Division I.

Prior to coming to Elon, Barefoot was an assistant coach at Old Dominion, where the team compiled a 77-23 record, won three CAA Championships and was a perennial top-25 program. While at Lenoir-Rhyne, Barefoot captured the first South Atlantic Conference regular season title in school history in 2003-04 en route to claiming league Coach of the Year honors. Under her leadership, the team also grabbed the first SAC Tournament championship in school history in 2002-03 and its first-ever trip to the NCAA Division II National Tournament. In her first year at Lenoir-Rhyne, she led the program to its best record in 15 years, going 19-9 Barefoot coached Lenoir-Rhyne's first NCAA First Team All-American, South Atlantic Player of the Year and SAC Tournament Most Valuable Player in Crystal Clary.

A 1995 graduate of Christopher Newport University, Barefoot led the Captains to three NCAA tournaments, including a Sweet 16 run as a freshman. During her career, she posted a 73-34 overall record and 35-9 mark in conference play, leading the team to three regular season titles and a conference tournament trophy. Individually, she earned three Kodak/WBCA All-America honors and was a three-time All-Region selection. She also earned First Team All-Conference honors all four years and was named the leagues Player of the Year on two occasions. Barefoot holds the recognition of being the first player in NCAA history, male or female, to score over 2,000 points and accumulate 1,000 assists during her career. The standout guard posted 1,002 assists, leading the nation all four years. She was recognized as one of Christopher Newport University's 50th Anniversary Distinguished Alumni and was inducted in the CNU Athletics Hall of Fame in 1999.

BAREFOOT FOOTPRINTS

Year	School	Record	Conf.	Postseason
2015-16	ODU	12-16	8-8	
2014-15	ODU	21-13	11-7	C-USA Semifinals/WNIT Second Round
2013-14	ODU	18-16	9-7	C-USA Quarterfinals/WNIT Second Round
2012-13	ODU	19-12	10-8	WNIT First Round
2011-12	ODU	11-21	7-11	CAA Quarterfinals
2010-11	Elon	20-13	12-8	SoCon Quarterfinals/WBI
2009-10	Elon	12-19	6-14	SoCon Quarterfinals
2008-09	Elon	5-26	2-18	SoCon Quarterfinals
2004-05	Lenoir-Rhyne	16-12	9-5	
2003-04	Lenoir-Rhyne	17-11	11-3	
2002-03	Lenoir-Rhyne	18-12	7-7	SAC Champions/NCAA Regional
2001-02	Lenoir-Rhyne	19-9	9-7	
2000-01	Apprentice	24-3	4-0	NCAA National Champions
1999-00	Apprentice	23-5	5-2	NCAA Fourth Place
1998-99	Apprentice	16-11	4-1	NCAA Third Place
1997-98	Apprentice	15-8	0-0	
1996-97	Apprentice	13-12	0-0	
1995-96	Apprentice	12-2	0-0	
Totals		291-221	114-106	



WHAT THEY ARE SAYING ABOUT BAREFOOT

"ODU is back where it belongs, winning and playing the game at a high level. It's exciting to see what's happening with our program. Our player's passion is matched by Karen and her staff. So proud!"

- **Nancy Lieberman (Lady Monarchs Alumni/Sacramento Kings Assistant Coach)**

"ODU women's basketball has a history and tradition of academic commitment and athletic excellence. It's a joy to watch the 'Barefoot Bunch' embrace and continue that with such passion and tenacity."

- **Jay Harris (ESPN Sportscaster)**

"Coach Barefoot is one of the most inspiring coaches in the game of basketball today. She has an authentic teaching style that is fitting for today's ball player. She inspires and motivates like no one else."

- **Gannon Baker (Nike Skills Development Trainer)**

"Karen has proven herself to be a consummate leader both on and off the court. Karen has been able to grow fundraising at ODU in several directions. She has been instrumental in cultivating large donors not only for the women's basketball program, but also for broad-based University athletics needs such as the Bernett and Blanche Mitchum Basketball Performance Center. She has provided motivational speeches at scores of business settings where she has promoted ODU academically and athletically with outstanding success. Karen is the face of Old Dominion women's basketball and a major contributor to the ODU family."

- **Judy Bowman (Assistant Vice President for Undergraduate Studies)**



RHAVEN KEMP • 0

Guard • 5-6 • Junior
Jackson, Tenn. • Eastern Florida State

CAREER HONORS

Superlatives

<i>Points</i>			
Season	9	vs WKU	2.18.16
Career	9	vs WKU	2.18.16

<i>Rebounds</i>			
Season	3	3x, last vs MAR	2.20.16
Career	3	3x, last vs MAR	2.20.16

<i>Field Goals Made</i>			
Season	3	vs WKU	2.18.16
Career	3	vs WKU	2.18.16

<i>Field Goals Attempted</i>			
Season	8	vs WKU	2.18.16
Career	8	vs WKU	2.18.16

<i>3-Point Field Goals Made</i>			
Season	2	vs WKU	2.18.16
Career	2	vs WKU	2.18.16

<i>3-Point Field Goals Attempted</i>			
Season	3	2x, last vs MAR	2.20.16
Career	3	2x, last vs MAR	2.20.16

<i>Free Throws Made</i>			
Season	1	3x, last vs MAR	2.20.16
Career	1	3x, last vs MAR	2.20.16

<i>Free Throws Attempted</i>			
Season	2	3x, last vs MAR	2.20.16
Career	2	3x, last vs MAR	2.20.16

<i>Assists</i>			
Season	4	vs Marshall	2.20.16
Career	4	vs Marshall	2.20.16

<i>Blocks</i>			
Season	1	vs WKU	2.18.16
Career	1	vs WKU	2.18.16

<i>Steals</i>			
Season	3	2x, last vs MAR	2.20.16
Career	3	2x, last vs MAR	2.20.16

<i>Minutes</i>			
Season	22	vs. ETSU	11.23.15
Career	22	vs. ETSU	11.23.15

<i>Miscellaneous</i>	<i>Season</i>	<i>Career</i>
Double-digit scoring games	0	0
20-point games	0	0
10-rebound games	0	0
Led team in scoring	0	0
Led team in rebounding	0	0
Double-doubles	0	0

Team	Date	Start	FGM-FGA	Pct.	3M-3A	Pct.	FTM-FTA	Pct.	O-D-Tot.	Pts.	Ast.	TO	Blk.	Stl.	Mins.
at Richmond	11.13								DNP						
vs Wagner	11.15		0-0	.000	0-0	.000	0-0	.000	0-0-0	0	0	0	0	1	0+
vs Miami	11.17		1-5	.200	0-3	.000	0-0	.000	0-0-0	2	3	2	0	1	11
vs ETSU	11.23		1-4	.250	0-1	.000	0-0	.000	0-3-3	2	2	3	0	3	22
vs Maryland	11.26		0-3	.000	0-1	.000	0-0	.000	1-0-1	0	0	1	0	1	11
vs Pitt	11.27	**	0-0	.000	0-0	.000	0-0	.000	0-0-0	0	0	5	0	0	13
vs SDSU	11.28		0-2	.000	0-0	.000	0-0	.000	0-2-2	0	0	1	0	0	10
vs Loyola	12.2		0-1	.000	0-0	.000	0-0	.000	1-1-2	0	1	1	0	1	8
at Howard	12.15		0-1	.000	0-0	.000	0-0	.000	0-0-0	0	1	0	0	0	6
at VCU	12.19		1-4	.250	0-0	.000	0-0	.000	1-1-2	2	1	2	0	1	8
at UMEs	12.22		0-0	.000	0-0	.000	0-0	.000	0-0-0	0	0	0	0	0	1
at W&M	12.29		0-0	.000	0-0	.000	0-0	.000	0-0-0	0	0	0	0	0	2
at Charlotte	1.3								DNP						
vs LA Tech	1.7		0-2	.000	0-0	.000	0-0	.000	1-1-2	0	0	0	0	0	7
vs USM	1.9		0-0	.000	0-0	.000	0-0	.000	0-0-0	0	0	0	0	0	0+
at UAB	1.14								DNP						
at MT	1.16		1-1	1.00	0-0	.000	0-0	.000	0-1-1	2	0	1	0	0	4
at WKU	1.21		1-1	1.00	0-0	.000	0-0	.000	0-0-0	2	0	1	0	0	6
at Marshall	1.23		1-2	.500	0-0	.000	0-0	.000	0-0-0	2	0	0	0	1	4
vs FAU	1.28		0-2	.000	0-1	.000	1-2	.500	0-0-0	1	1	0	0	1	8
vs FIU	1.30		0-1	.000	0-0	.000	0-0	.000	0-0-0	0	2	1	0	0	3
vs Charlotte	2.6		0-0	.000	0-0	.000	0-0	.000	0-0-0	0	0	0	0	0	1
at NT	2.11		0-0	.000	0-0	.000	0-0	.000	0-0-0	0	0	0	0	0	1
at Rice	2.13		0-0	.000	0-0	.000	0-0	.000	0-0-0	0	0	0	0	0	3
vs WKU	2.18		3-8	.375	2-2	1.00	1-2	.500	1-2-3	9	1	3	1	1	21
vs Marshall	2.20		1-5	.200	0-3	.000	1-2	.500	0-3-3	3	4	2	0	3	16
at UTEP	2.25		2-5	.400	0-0	.000	2-2	1.00	2-0-2	6	1	3	0	0	15
at UTSA	2.27		1-3	.333	0-0	.000	0-0	.000	0-0-0	2	2	1	0	1	10
vs NT	3.3														
vs Rice	3.5														

2015-16 (JUNIOR): Scored a career-high nine points in the overtime loss to WKU (2.18) ... Made first career start against Pitt in the Paradise Jam (11.27) ... Played a career-high 22 minutes against ETSU (11.23.15) and notched three steals and two points ... Scored her first career points against Miami (11.17.15) and added three assists ... Saw action in her first Division I collegiate game against Wagner (11.15.15) and recorded a steal.

PRIOR TO OLD DOMINION: Kemp proved her versatility at Eastern Florida State junior college by playing four different positions and helping the Titans to 22 wins as a sophomore ... The team advanced to the junior college regional playoffs for the first time in 10 years ... Named to the All-Tournament team in the 2015 NJCAA Region 8 Tournament ... As a freshman, Kemp started all but one game she appeared in during and averaged 9.4 ppg, while leading the team in steals.

HIGH SCHOOL: At Liberty Technology Magnet High School, Kemp was a state tournament semi-finalist, All State Second Team, Team MVP, Team Offensive Player of the Year ... She also became Liberty High School's all time assist leader (571) ... Her senior year, she led the team in points (12.6 ppg), steals (2.8 spg) and assists (5.2 apg).

PERSONAL: Born November 30, 1994 ... Daughter of Darion and Sheila Smith ... Has two sisters Ariel and Chelsie ... Cousin Shawn Kemp played in the NBA for the Seattle Super Sonics and was a six-time NBA All-Star ... Planning on majoring in geography and sport management.

CAREER STATS

Year	Games	FGM-FGA	Pct.	3M-3A	Pct.	FTM-FTA	Pct.	Rbs.	Avg.	Ast.	Blk.	Stl.	Pts.	Avg.
2015-16	25	13-50	26.0	2-11	18.2	5-8	62.5	21	0.8	19	1	14	33	1.3
Totals	25	13-50	26.0	2-11	18.2	5-8	62.5	21	0.8	19	1	14	33	1.3



MAKAYLA TIMMONS • 2

Guard • 5-7 • Freshman
Columbia, Tenn. • Columbia Central

CAREER HONORS

Superlatives

<i>Points</i>			
Season	8	2x, last at Charlotte	1.3.16
Career	8	2x, last at Charlotte	1.3.16

<i>Rebounds</i>			
Season	5	vs Wagner	11.15.15
Career	5	vs Wagner	11.15.15

<i>Field Goals Made</i>			
Season	3	at WKU	1.21.16
Career	3	at WKU	1.21.16

<i>Field Goals Attempted</i>			
Season	9	at WKU	1.21.16
Career	9	at WKU	1.21.16

<i>3-Point Field Goals Made</i>			
Season	2	vs Wagner	11.15.15
Career	2	vs Wagner	11.15.15

<i>3-Point Field Goals Attempted</i>			
Season	5	4x, last vs Pitt	11.27.15
Career	5	4x, last vs Pitt	11.27.15

<i>Free Throws Made</i>			
Season	4	at Marshall	1.23.16
Career	4	at Marshall	1.23.16

<i>Free Throws Attempted</i>			
Season	5	at Charlotte	1.3.16
Career	5	at Charlotte	1.3.16

<i>Assists</i>			
Season	6	at Marshall	1.23.16
Career	6	at Marshall	1.23.16

<i>Blocks</i>			
Season	1	vs Maryland	11.23.15
Career	1	vs Maryland	11.23.15

<i>Steals</i>			
Season	2	3x, last at Marshall	1.23.16
Career	2	3x, last at Marshall	1.23.16

<i>Minutes</i>			
Season	34	at Marshall	1.23.16
Career	34	at Marshall	1.23.16

<i>Miscellaneous</i>	<i>Season</i>	<i>Career</i>
Double-digit scoring games	0	0
20-point games	0	0
10-rebound games	0	0
Led ODU in scoring	0	0
Led ODU in rebounding	0	0
Double-doubles	0	0

Team	Date	Start	FGM-FGA				Rebounds				Stl.	Mins.			
			Pct.	3M-3A	Pct.	FTM-FTA	Pct.	O-D-Tot.	Pts.	Ast.			TO	Blk.	
at Richmond	11.13	**	1-6	.166	1-5	.200	2-2	1.00	0-1-1	5	2	4	0	0	22
vs Wagner	11.15	**	2-5	.400	2-5	.400	2-2	1.00	1-4-5	8	1	5	0	1	25
vs Miami	11.17	**	0-1	.000	0-1	.000	0-0	.000	0-1-1	0	1	1	0	0	19
vs ETSU	11.23	**	1-5	.200	1-5	.200	0-0	.000	0-1-1	3	5	2	0	1	22
vs Maryland	11.26	**	0-4	.000	0-2	.000	0-0	.000	0-2-2	0	0	0	1	0	14
vs Pitt	11.27	**	2-5	.400	1-5	.500	0-0	.000	1-2-3	5	0	2	0	2	24
vs SDSU	11.28	**	2-7	.286	1-4	.250	0-0	.000	0-0-0	5	1	4	0	1	26
vs Loyola	12.2	**	0-2	.000	0-1	.000	0-0	.000	0-1-1	0	1	1	0	0	12
at Howard	12.15	**	1-3	.333	0-1	.000	0-0	.000	1-1-2	2	2	1	0	0	17
at VCU	12.19		0-0	.000	0-0	.000	0-0	.000	0-0-0	0	0	0	0	0	5
at UMEs	12.22		2-5	.400	0-2	.000	1-2	.500	0-1-1	5	1	2	0	0	20
at W&M	12.29		1-6	.166	0-2	.000	0-0	.000	0-1-1	2	2	0	0	1	22
at Charlotte	1.3		2-3	.666	1-1	1.00	3-5	.600	0-0-0	8	2	2	0	2	13
vs LA Tech	1.7		1-4	.250	0-2	.000	0-0	.000	0-0-0	2	3	2	0	0	16
vs USM	1.9		0-2	.000	0-2	.000	1-2	.500	0-0-0	1	1	1	0	1	12
at UAB	1.14		0-2	.000	0-1	.000	0-0	.000	1-1-2	0	2	1	1	1	17
at MT	1.16		2-8	.250	1-4	.250	0-0	.000	1-4-5	5	3	5	0	2	25
at WKU	1.21		3-9	.333	1-2	.250	0-0	.000	1-1-2	7	3	3	0	1	29
at Marshall	1.23	**	1-6	.167	1-4	.250	4-4	1.00	0-3-3	7	6	4	0	2	34
vs FAU	1.28	**	0-1	.000	0-0	.000	0-0	.000	0-2-2	0	3	1	0	1	22
vs FIU	1.30	**	0-5	.000	0-0	.000	0-0	.000	0-2-2	0	3	0	0	1	17
vs Charlotte	2.6														
at NT	2.11														
at Rice	2.13														
vs WKU	2.18														
vs Marshall	2.20														
at UTEP	2.25														
at UTSA	2.27														
vs NT	3.3														
vs Rice	3.5														

2015-16 (FRESHMAN): Drained a three-pointer at the buzzer to lift ODU over Middle Tennessee, 61-58 ... Her shot was featured on the SportsCenter Top 10 segment as the No. 7 play of the day ... Tied a career-high eight points in the C-USA opener against Charlotte (1.6) ... Dished out a career-high six assists in the loss to Marshall (1.23.16) ... Notched a career-high eight points in the 71-57 win over Wagner (11.15.15) ... Made her first career start at Richmond (11.13.15) and played 22 minutes in her career debut ... Scored first career points on free-throws (2-for-2) at the 5:33 mark in the first quarter against Richmond (11.13.15).

PRIOR TO OLD DOMINION: Averaged 18.4 points and 3.6 assists per game at Columbia Central High School, while earning first team All-Conference and District honors as a senior ... Rated as a Top 15 player in the state of Tennessee and is ranked the 31st best player at her position by ESPN, who also gave the combo-guard three stars and a 90 out of 100 rating ... Scored her 1,000 point on December of 2013, and graduated as the all-time leading women's scorer at her high school ... Played AAU ball for Tennessee Flight Select ... She is also a member of the Boys and Girls Club of Maury County Tennessee.

PERSONAL: Born February 20, 1997 ... Daughter of Vivian Wisener-Timmons ... Has two brothers, Clifton McKight and JerMarcus McKnight and one sister Chelsey Timmons ... Plans to major in exercise science with plans of being a physical therapist following graduation.

CAREER STATS

Year	Games	FGM-FGA	Pct.	3M-3A	Pct.	FTM-FTA	Pct.	Rbs.	Avg.	Ast.	Blk.	Stl.	Pts.	Avg.
2015-16	21	21-89	23.6	10-48	20.8	13-17	76.5	34	1.6	42	2	17	65	3.1
Totals	21	21-89	23.6	10-48	20.8	13-17	76.5	34	1.6	42	2	17	65	3.1



CAROLINA BERNARDECO • 3

Guard • 5-7 • Freshman
 Libson, Portugal • Escola Secundária de Santo André

CAREER HONORS

Superlatives

<i>Points</i>			
Season	8	2x, lat at NT	2.11.16
Career	8	2x, lat at NT	2.11.16

<i>Rebounds</i>			
Season	3	vs FAU	1.28.16
Career	3	vs FAU	1.28.16

<i>Field Goals Made</i>			
Season	3	2x, last at Howard	12.15.15
Career	3	2x, last at Howard	12.15.15

<i>Field Goals Attempted</i>			
Season	6	at Charlotte	1.3.16
Career	6	at Charlotte	1.3.16

<i>3-Point Field Goals Made</i>			
Season	2	2x, last vs CHA	2.6.16
Career	2	2x, last vs CHA	2.6.16

<i>3-Point Field Goals Attempted</i>			
Season	3	2x, last at Charlotte	1.3.16
Career	3	2x, last at Charlotte	1.3.16

<i>Free Throws Made</i>			
Season	3	at North Texas	2.11.16
Career	3	at North Texas	2.11.16

<i>Free Throws Attempted</i>			
Season	4	2x, lat at NT	2.11.16
Career	4	2x, lat at NT	2.11.16

<i>Assists</i>			
Season	6	3x, last vs FIU	1.30.16
Career	6	3x, last vs FIU	1.30.16

<i>Blocks</i>			
Season	1	2x, last at UTSA	2.27.16
Career	1	2x, last at UTSA	2.27.16

<i>Steals</i>			
Season	2	at Howard	12.15.15
Career	2	at Howard	12.15.15

<i>Minutes</i>			
Season	39	at Charlotte	1.3.16
Career	39	at Charlotte	1.3.16

<i>Miscellaneous</i>	<i>Season</i>	<i>Career</i>
Double-digit scoring games	0	0
20-point games	0	0
10-rebound games	0	0
Led ODU in scoring	0	0
Led ODU in rebounding	0	0
Double-doubles	0	0

Team	Date	Start	FGM-FGA				Rebounds				Stl.	Mins.			
			Pct.	3M-3A	Pct.	FTM-FTA	Pct.	O-D-Tot.	Pts.	Ast.			TO	Blk.	
at Richmond	11.13		0-1	.000	0-0	.000	0-0	.000	0-2-2	0	1	2	0	1	10
vs Wagner	11.15		0-1	.000	0-1	.000	0-0	.000	0-0-0	0	1	0	0	1	10
vs Miami	11.17		0-0	.000	0-0	.000	0-0	.000	0-0-0	0	0	2	0	0	3
vs ETSU	11.23		0-1	.000	0-0	.000	0-0	.000	0-0-0	0	0	0	0	0	4
vs Maryland	11.26		0-2	.000	0-0	.000	0-0	.000	0-0-0	0	1	1	0	0	14
vs Pitt	11.27		0-1	.000	0-0	.000	0-0	.000	0-0-0	0	1	1	0	0	4
vs SDSU	11.28		0-2	.000	0-2	.000	0-0	.000	0-1-1	0	1	3	0	0	8
vs Loyola	12.2		3-5	.600	0-1	.000	1-2	.500	0-0-0	7	6	3	0	0	25
at Howard	12.15		3-4	.750	2-3	.666	0-0	.000	0-2-2	8	5	2	0	2	30
at VCU	12.19	**	1-4	.250	0-2	.000	0-0	.000	1-1-2	2	6	1	0	1	32
at UMEs	12.22	**	0-4	.000	0-1	.000	0-0	.000	0-1-1	0	5	1	1	1	20
at W&M	12.29	**	1-1	1.00	0-0	.000	0-0	.000	0-0-0	2	2	4	0	1	20
at Charlotte	1.3	**	2-6	.333	1-3	.333	2-4	.500	1-1-2	7	3	4	0	0	39
vs LA Tech	1.7	**	0-2	.000	0-2	.000	0-0	.000	1-0-1	0	1	1	0	1	12
vs USM	1.9	**	2-3	.666	1-2	.500	0-2	.000	1-1-2	5	2	3	0	0	31
at UAB	1.14	**	0-1	.000	0-1	.000	0-0	.000	0-0-0	0	4	4	0	1	25
at MT	1.16	**	2-3	.666	1-1	1.00	0-0	.000	0-0-0	5	4	6	0	0	14
at WKU	1.21	**	0-1	.000	0-1	.000	0-0	.000	0-0-0	0	0	3	0	0	5
at Marshall	1.23		0-1	.000	0-0	.000	0-0	.000	1-0-1	2	1	0	0	0	7
vs FAU	1.28		1-2	.500	0-0	.000	0-0	.000	1-2-3	2	0	2	0	1	15
vs FIU	1.30		2-5	.400	0-2	.000	0-0	.000	0-2-2	4	6	0	0	1	20
vs Charlotte	2.6	**	2-2	1.00	2-2	1.00	1-2	.500	0-2-2	7	5	3	0	1	24
at NT	2.11	**	2-5	.400	1-2	.500	3-4	.750	0-1-1	8	1	2	0	0	26
at Rice	2.13	**	0-2	.000	0-2	.000	0-0	.000	0-0-0	0	2	2	0	1	21
vs WKU	2.18	**	0-1	.000	0-0	.000	0-0	.000	0-0-0	0	1	1	1	0	14
vs Marshall	2.20	**	0-1	.000	0-1	.000	0-0	.000	1-1-2	0	2	1	0	0	8
at UTEP	2.25	**	0-2	.000	0-1	.000	0-0	.000	0-0-0	0	2	1	0	0	11
at UTSA	2.27	**	1-2	.500	1-2	.500	0-0	.000	0-0-0	3	4	3	1	0	20
vs NT	3.3														
vs Rice	3.5														

2015-16 (FRESHMAN): Broke her career-high for minutes (new is 39) in the C-USA opener at Charlotte (1.3.16) ... Set a new career high in her first collegiate start with 32 minutes played and tied a career high with six assists against VCU (12.19.15)... Set a career high eight points and two steals against Howard ... Set a career high six assists against Loyola (12.2.15) ... Saw 10 minutes of action in her career debut against Richmond (11.13.15) ... Pulled in 2 rebounds and recorded a steal and an assist against Richmond (11.13.15).

PRIOR TO OLD DOMINION: Bernardeco has been the starting point guard for the U16 and U18 Portuguese National Teams, and most recently helped the U18 squad to earn Division A status in the European Championships, meaning Portugal is currently one of the top 10 teams in Europe ... Ranked in the top 20 in several FIBA European U18 Championship stat categories including: No. 2 in assists per game (3.7), No. 16 in steals per contest (2.1), No. 18 in three-point field goals made per game (1.3) and No. 19 for minutes played per game (29.3) ... Throughout the Euro Championships, averaged 8.2 points and 2.2 rebounds per game ... Played in a vital role in Portugal finishing in ninth place, which is the best ever finish in the country's history.

PERSONAL: Born July 11, 1997 ... Daughter of Isabel Veila Ribeiro who is a professional coach in Portugal and coached former Old Dominion hall of famer, Mery Andrade ... Intends to major in psychology and pursue a pro-basketball career after graduation.

CAREER STATS

Year	Games	FGM-FGA	Pct.	3M-3A	Pct.	FTM-FTA	Pct.	Rbs.	Avg.	Ast.	Blk.	Stl.	Pts.	Avg.
2015-16	28	22-65	33.8	9-32	28.1	7-14	50.0	24	0.9	66	3	13	60	2.1
Totals	28	22-65	33.8	9-32	28.1	7-14	50.0	24	0.9	66	3	13	60	2.1



GIANNA SMITH • 5

Guard • 5-10 • Freshman
Norfolk, Va. • Lake Taylor

CAREER HONORS

Superlatives

<i>Points</i>			
Season	17	at Howard	12.15.15
Career	17	at Howard	12.15.15

<i>Rebounds</i>			
Season	5	vs SDSU	11.28.15
Career	5	vs SDSU	11.28.15

<i>Field Goals Made</i>			
Season	6	at Howard	12.15.15
Career	6	at Howard	12.15.15

<i>Field Goals Attempted</i>			
Season	12	at Howard	12.15.15
Career	12	at Howard	12.15.15

<i>3-Point Field Goals Made</i>			
Season	3	2x, last at NT	2.11.16
Career	3	2x, last at NT	2.11.16

<i>3-Point Field Goals Attempted</i>			
Season	6	at UTSA	2.27.16
Career	6	at UTSA	2.27.16

<i>Free Throws Made</i>			
Season	8	at UTEP	2.25.16
Career	8	at UTEP	2.25.16

<i>Free Throws Attempted</i>			
Season	8	at UTEP	2.25.16
Career	8	at UTEP	2.25.16

<i>Assists</i>			
Season	4	vs Charlotte	2.6.16
Career	4	vs Charlotte	2.6.16

<i>Blocks</i>			
Season			
Career			

<i>Steals</i>			
Season	3	at North Texas	2.11.16
Career	3	at North Texas	2.11.16

<i>Minutes</i>			
Season	36	at UTEP	2.25.16
Career	36	at UTEP	2.25.16

<i>Miscellaneous</i>	<i>Season</i>	<i>Career</i>
Double-digit scoring games	7	7
20-point games	0	0
10-rebound games	0	0
Led ODU in scoring	2	2
Led ODU in rebounding	0	0
Double-doubles	0	0

Team	Date	Start	FGM-FGA		3M-3A		FTM-FTA		Rebounds		Ast.	TO	Blk.	Stl.	Mins.
			Pct.	Pct.	Pct.	Pct.	O-D-Tot.	Pts.							
at Richmond	11.13		3-9	.333	0-2	.000	1-1	1.00	3-0-3	7	0	1	0	0	16
vs Wagner	11.15		0-4	.000	0-2	.000	0-0	.000	0-3-3	0	2	0	0	1	15
vs Miami	11.17		0-1	.000	0-1	.000	0-0	.000	0-1-1	0	0	2	0	0	5
vs ETSU	11.23		3-9	.333	2-3	.666	1-2	.500	2-2-4	9	0	0	0	0	20
vs Maryland	11.26		2-7	.286	1-2	.500	0-0	.000	1-2-3	5	1	1	0	0	18
vs Pitt	11.27		1-4	.250	0-0	.000	0-0	.000	0-1-1	2	0	0	0	2	21
vs SDSU	11.28	**	0-5	.000	0-2	.000	1-2	.500	1-4-5	1	0	1	0	1	24
vs Loyola	12.2	**	0-2	.000	0-0	.000	0-0	.000	1-2-3	0	1	1	0	0	16
at Howard	12.15	**	6-12	.500	1-4	.250	4-6	.666	0-2-2	17	3	0	0	1	28
at VCU	12.19	**	2-6	.333	0-1	.000	2-2	1.00	1-2-3	6	0	3	0	2	22
at UMEs	12.22		3-7	.428	2-2	1.00	0-0	.000	1-0-1	8	0	2	0	0	15
at W&M	12.29		1-4	.250	1-3	.333	0-0	.000	1-0-1	3	2	0	0	0	13
at Charlotte	1.3		0-1	.000	0-1	.000	0-0	.000	1-0-1	0	1	0	0	0	6
vs LA Tech	1.7		0-0	.000	0-0	.000	0-0	.000	0-0-0	0	0	0	0	0	3
vs USM	1.9		0-0	.000	0-0	.000	0-0	.000	0-0-0	0	0	1	0	0	4
at UAB	1.14		0-1	.000	0-1	.000	0-0	.000	0-1-1	0	0	0	0	0	7
at MT	1.16								DNP						
at WKU	1.21		0-2	.000	0-0	.000	0-0	.000	0-1-1	0	0	1	0	0	5
at Marshall	1.23		2-7	.286	1-3	.333	3-5	.600	1-0-1	8	1	2	0	1	18
vs FAU	1.28	**	5-7	.714	2-4	.500	0-1	.000	0-5-5	12	2	2	0	0	22
vs FIU	1.30	**	5-8	.625	3-5	.600	0-0	.000	0-3-3	13	1	1	0	1	21
vs Charlotte	2.6	**	4-10	.400	2-5	.400	1-2	.500	1-1-2	11	4	3	0	1	25
at NT	2.11	**	4-7	.571	3-5	.600	4-4	1.00	0-3-3	15	0	0	0	3	34
at Rice	2.13	**	0-3	.000	0-3	.000	2-2	1.00	0-3-3	2	2	4	0	2	20
vs WKU	2.18	**	2-5	.400	2-3	.666	0-0	.000	0-1-1	6	2	2	0	0	28
vs Marshall	2.20	**	4-7	.571	0-3	.000	2-2	1.00	0-3-3	10	0	1	0	0	26
at UTEP	2.25	**	2-8	.250	1-2	.500	8-8	1.00	0-1-1	13	3	4	0	0	36
at UTSA	2.27	**	1-7	.142	1-6	.166	0-0	.000	0-2-2	3	0	2	0	1	24
vs NT	3.3														
vs Rice	3.5														

2015-16 (FRESHMAN): Dished out a career-high four assists in the win over Charlotte (2.6) ... Set a new career high with 17 points against Howard (12.15) ... Made her first career start against South Dakota State (11.28.15) ... Tallied eight points on 2-of-7 shooting in the loss at Marshall (1.23) ... Scored a career-high nine points against ETSU (11.23.15) ... Saw 10 minutes of action in her career debut against Richmond (11.13.15), scoring seven points ... Pulled in 2 rebounds and recorded a steal and an assist against Richmond (11.13.15).

PRIOR TO OLD DOMINION: 2013 All-Eastern Region Offensive Player of the Year and was ranked as the nation's No. 61 top player by the All-Star Sports Report ... She was named to the second team All-Eastern Region as a freshman and followed up with a successful sophomore campaign ... Smith helped lead Maury High School to a 21-6 record and the Eastern Region semifinals as a sophomore, averaging 15.9 points ... Product of Boo Williams' Elite AAU teams ... ESPN gave Smith an 89 rating out of 100 and three stars ... On December 4th of 2013, Smith netted 42 points on 10-16 three-point shooting in Maury's win over Granby ... Tallied over 1,000 points in her high school career and also earned National Society of High School Scholar honors.

PERSONAL: Born May 30, 1997 ... Daughter of Gregory and Karen Smith ... Has three brothers and two sisters ... Plans to major in communications and law in hopes of becoming a lawyer following graduation.

CAREER STATS

Year	Games	FGM-FGA	Pct.	3M-3A	Pct.	FTM-FTA	Pct.	Rbs.	Avg.	Ast.	Blk.	Stl.	Pts.	Avg.
2015-16	27	50-143	35.0	22-63	34.9	29-37	78.4	57	2.1	25	0	16	151	5.6
Totals	27	50-143	35.0	22-63	34.9	29-37	78.4	57	2.1	25	0	16	151	5.6



ANNIKA HOLOPAINEN • 14

Forward • 6-1 • Redshirt Junior
Helsinki, Finland • University of Portland

CAREER HONORS

- 2013 Honorable Mention All-WCC (at Portland)
- 2014: C-USA Academic Honor Roll
- 2014: C-USA Academic Medal

Superlatives

Points	Season	17	2x, last at Howard	12.15.15
Career	29		at San Francisco	1.10.13

Rebounds	Season	6	at North Texas	2.11.16
Career	8		at Pepperdine	2.9.13

Field Goals Made	Season	7	2x, last at Howard	12.15.15
Career	13		at San Francisco	1.10.13

Field Goals Attempted	Season	16	vs SDSU	11.28.15
Career	17		at San Francisco	1.10.13

3-Point Field Goals Made	Season	2	3x, last at Charlotte	1.3.16
Career	6		at LA Tech	2.22.15

3-Point Field Goals Attempted	Season	4	4x, last at Charlotte	1.3.16
Career	9		at LA Tech	2.22.15

Free Throws Made	Season	2	5x, last vs FAU	1.28.16
Career	5		vs Nevada	12.7.12

Free Throws Attempted	Season	3	at Charlotte	1.3.16
Career	5		vs Nevada	12.7.12

Assists	Season	1	4x, last at Charlotte	1.3.16
Career	3		at LA Tech	2.22.15

Blocks	Season	1	3x, last vs UTSA	2.27.16
Career	1		8x, last vs UTSA	2.27.16

Steals	Season	3	vs Wagner	11.15.13
Career	3		2x, last vs WAG	11.15.13

Minutes	Season	35	vs SDSU	11.28.15
Career	35		vs SDSU	11.28.15

Miscellaneous	Season	Career
Double-digit scoring games	8	22
20-point games	0	1
10-rebound games	0	0
Led team in scoring	2	10
Led team in rebounding	0	0
Double-doubles	0	0

Team	Date	Start	FGM-FGA	Pct.	3M-3A	Pct.	FTM-FTA	Pct.	O-D-Tot.	Pts.	Ast.	TO	Blk.	Stl.	Mins.
at Richmond	11.13		0-3	.000	0-3	.000	0-0	.000	1-1-2	0	1	1	0	1	16
vs Wagner	11.15		4-6	.666	0-0	.000	1-2	.500	4-1-5	9	0	1	0	3	21
vs Miami	11.17		0-3	.000	0-1	.000	0-0	.000	0-2-2	0	0	0	0	0	12
vs ETSU	11.23		1-4	.250	0-1	.000	2-2	1.00	0-2-2	4	0	3	1	0	15
vs Maryland	11.26		2-6	.333	2-4	.500	0-0	.000	3-0-3	6	1	0	0	0	25
vs Pitt	11.27		0-2	.000	0-1	.000	0-0	.000	1-0-1	0	0	3	0	0	10
vs SDSU	11.28	**	5-16	.313	0-4	.000	0-1	.000	2-0-2	10	0	0	0	0	35
vs Loyola	12.2	**	7-12	.583	1-1	1.00	2-2	1.00	1-3-4	17	1	4	0	0	33
at Howard	12.15	**	7-9	.777	1-1	1.00	2-2	1.00	1-1-2	17	0	4	0	0	20
at VCU	12.19	**	4-7	.571	2-4	.500	0-0	.000	1-1-2	10	1	2	0	0	19
at UMEs	12.22	**	0-2	.000	0-1	.000	0-0	.000	1-5-6	0	0	0	0	2	26
at W&M	12.29	**	3-9	.333	0-1	.000	1-2	.500	2-1-3	7	1	2	0	1	28
at Charlotte	1.3	**	6-9	.666	2-4	.500	2-3	.666	1-2-3	16	1	2	0	0	27
vs LA Tech	1.7	**	1-5	.200	1-3	.333	0-0	.000	3-1-4	3	0	1	1	0	22
vs USM	1.9		1-4	.250	0-2	.000	0-0	.000	1-0-1	2	0	2	0	0	13
at UAB	1.14		5-7	.714	0-1	.000	0-0	.000	0-3-3	10	0	0	0	1	25
at MT	1.16		1-4	.250	0-3	.000	0-0	.000	0-0-0	2	0	1	1	0	17
at WKU	1.21		0-1	.000	0-0	.000	0-0	.000	0-0-0	0	0	0	0	0	18
at Marshall	1.23		1-2	.500	1-2	.500	0-0	.000	0-0-0	3	0	2	0	0	10
vs FAU	1.28		6-9	.666	0-1	.000	2-2	1.00	0-2-2	14	0	2	1	1	24
vs FIU	1.30		5-10	.500	0-2	.000	0-0	.000	1-0-1	10	0	1	0	0	17
vs Charlotte	2.6		0-1	.000	0-1	.000	1-2	.500	1-1-2	1	1	0	0	0	14
at NT	2.11		2-6	.333	0-3	.000	1-1	1.00	0-6-6	5	0	0	0	0	20
at Rice	2.13		1-4	.250	0-1	.000	0-0	.000	1-1-2	2	0	1	0	0	17
vs WKU	2.18		2-2	1.00	0-0	.000	2-3	.666	0-1-1	6	3	1	0	2	20
vs Marshall	2.20		1-3	.333	0-2	.000	4-6	.666	0-0-0	6	0	1	0	0	24
at UTEP	2.25		1-4	.250	0-1	.000	1-1	1.00	0-0-0	3	0	0	0	0	12
at UTSA	2.27		2-4	.500	0-2	.000	0-0	.000	1-3-4	6	0	1	1	1	31
vs NT	3.3														
vs Rice	3.5														

2015-16 (REDSHIRT JUNIOR): Tied a season high with 17 points on 7-of-9 shooting against Howard (12.15) ... Scored a season-high 17 points in the win over Loyola (12.2.15) ... Led the team in scoring with 10 points against South Dakota State (11.28.15) ... Made her first three of the season against Maryland (11.26.15), as she went 2-for-4 ... Named the 'Player of the Game' after scoring nine points, pulling in five rebounds and corraling three steals vs Wagner (11.15.15).

2014-15 (REDSHIRT SOPHOMORE): Appeared in 29 games during the 2014-15 season, averaging 3.0 points and 1.3 rebounds per contest ... At LA Tech on 2/22/15, Holopainen drilled a three-pointer with just three seconds left in the contest to lift the Lady Monarchs over the Lady Techsters by a score of 72-71 in a televised game ... For the game, Holopainen led the way for Old Dominion, netting a season-high of 26 points on 10-15 shooting, drilling six of nine three-point attempts, while hauling down a season-high of five rebounds ... For the season, Holopainen compiled 86 points, 39 rebounds, nine assists and seven steals ... Scored in each of the last 10 ballgames.

2013-14 (FRESHMAN): C-USA Academic Honor Roll and attained an Academic Medal ... Redshirted due to NCAA transfer rules.

PRIOR TO OLD DOMINION: Named to the West Coast Conference All-Freshman Team in 2012-13 at the University of Portland ... Second leading scorer for the Pilots in 2012-13, averaging 9.6 points and 3.3 rebounds per contest ... Earned honorable mention for the All-WCC Team ... Improved her numbers in league with 10.9 points per contest and shot 38.3 percent from three-point range and 44.7 percent overall from the field ... Played with Finland's U-16 and U-18 national teams ... Averaged 17.8 points and 7.0 rebounds at the 2011 European Championships as the U-18's finished fourth ... Nordic team title in both 2009 and 2010 ... Registered 30 points and eight boards during the Nordic Title game, and was named to the tournament all-star team in both 2010 and 2011 ... U-16's finished second at the European Championships in 2008.

PERSONAL: Born on Aug. 4, 1993 in Espoo, Finland ... Daughter of Christina and Jukka Holopainen ... Majoring in communications.

CAREER STATS

Year	Games	FGM-FGA	Pct.	3M-3A	Pct.	FTM-FTA	Pct.	Rbs.	Avg.	Ast.	Blk.	Stl.	Pts.	Avg.
2012-13 *	31	115-277	41.5	35-97	36.1	32-46	69.6	103	3.3	9	4	9	297	9.6
2013-14 REDSHIRT SEASON - NCAA TRANSFER RULE														
2014-15	29	32-104	30.8	14-50	28.0	8-14	57.1	39	1.3	9	1	7	86	3.0
2015-16	28	68-154	44.2	10-49	20.4	21-29	72.4	63	2.3	10	4	11	167	6.0
Totals	88	215-535	40.1	59-196	30.1	61-89	68.5	205	2.3	28	9	27	550	6.2

* Played at Portland



KEYANA BROWN • 20

Guard • 5-11 • Sophomore
Williamsburg, Va. • Lafayette

CAREER HONORS

Superlatives

<i>Points</i>			
Season	15	2x, last vs Pitt	11.27.15
Career	15	2x, last vs Pitt	11.27.15

<i>Rebounds</i>			
Season	6	3x, last at Rice	2.13.16
Career	6	3x, last at Rice	2.13.16

<i>Field Goals Made</i>			
Season	5	3x, last at VCU	12.19.15
Career	5	3x, last at VCU	12.19.15

<i>Field Goals Attempted</i>			
Season	12	2x, last at Rice	2.13.16
Career	12	2x, last at Rice	2.13.16

<i>3-Point Field Goals Made</i>			
Season	5	vs Pittsburgh	11.27.15
Career	5	vs Pittsburgh	11.27.15

<i>3-Point Field Goals Attempted</i>			
Season	10	2x, last at WKU	1.21.16
Career	10	2x, last at WKU	1.21.16

<i>Free Throws Made</i>			
Season	2	4x, last at Rice	2.13.16
Career	2	4x, last at Rice	2.13.16

<i>Free Throws Attempted</i>			
Season	6	at Rice	2.13.16
Career	6	at Rice	2.13.16

<i>Assists</i>			
Season	2	6x, last at Marshall	1.23.16
Career	2	6x, last at Marshall	1.23.16

<i>Blocks</i>			
Season	1	7x, last vs UTSA	2.27.16
Career	1	7x, last vs UTSA	2.27.16

<i>Steals</i>			
Season	3	2x, last at Charlotte	1.3.16
Career	3	2x, last at Charlotte	1.3.16

<i>Minutes</i>			
Season	32	at Charlotte	1.3.16
Career	32	at Charlotte	1.3.16

<i>Miscellaneous</i>		
	Season	Career
Double-digit scoring games	8	8
20-point games	0	0
10-rebound games	0	0
Led ODU in scoring	1	1
Led ODU in rebounding	0	0
Double-doubles	0	0

Team	Date	Start	FGM-FGA			3M-3A			FTM-FTA			Rebounds		Ast.	TO	Blk.	Stl.	Mins.
			Pct.	Pct.	Pct.	Pct.	Pct.	Pct.	O-D-Tot.	Pts.								
at Richmond	11.13		5-7	.714	3-5	.600	2-4	.500	1-0-1	15	1	1	1	2	26			
vs Wagner	11.15	**	3-6	.500	2-4	.500	0-0	.000	0-0-0	8	2	2	0	2	17			
vs Miami	11.17		0-3	.000	0-2	.000	0-0	.000	0-0-0	0	0	0	0	0	5			
vs ETSU	11.23		4-6	.666	3-5	.600	1-3	.333	1-5-6	12	2	1	0	0	22			
vs Maryland	11.26	**	0-5	.000	0-4	.000	2-2	1.00	0-1-1	2	0	1	0	0	16			
vs Pitt	11.27	**	5-5	1.00	5-5	1.00	0-0	.000	0-0-0	15	1	2	0	0	20			
vs SDSU	11.28	**	3-7	.429	1-4	.250	0-0	.000	2-3-5	7	2	1	0	3	28			
vs Loyola	12.2	**	3-7	.429	2-5	.400	0-0	.000	1-3-4	8	2	1	1	2	29			
at Howard	12.15	**	3-11	.272	0-6	.000	1-2	.500	3-3-6	7	1	0	1	1	20			
at VCU	12.19	**	5-10	.500	3-7	.429	0-0	.000	0-5-5	13	0	3	0	1	26			
at UMES	12.22	**	4-8	.500	3-6	.500	1-1	1.00	0-0-0	12	1	1	0	0	22			
at W&M	12.29	**	1-7	.142	0-4	.000	0-1	.000	1-3-4	2	1	0	1	1	22			
at Charlotte	1.3	**	2-7	.286	0-3	.000	1-2	.500	3-2-5	5	2	0	1	3	32			
vs LA Tech	1.7	**	2-10	.200	2-10	.200	0-0	.000	2-3-5	6	1	1	0	2	28			
vs USM	1.9		1-5	.200	1-3	.333	0-0	.000	2-2-4	3	1	3	1	1	13			
at UAB	1.14		2-7	.286	2-7	.286	0-0	.000	0-0-0	6	0	0	0	0	16			
at MT	1.16		1-3	.333	1-3	.333	0-0	.000	1-2-3	3	0	1	0	0	23			
at WKU	1.21		3-12	.250	2-10	.200	2-3	.666	1-0-1	10	0	3	0	1	27			
at Marshall	1.23		2-8	.250	2-8	.250	1-2	.500	1-3-4	7	2	0	0	1	17			
vs FAU	1.28		3-4	.750	2-3	.666	0-0	.000	0-1-1	8	1	2	0	0	16			
vs FIU	1.30		3-5	.600	3-5	.600	0-0	.000	0-2-2	9	1	0	1	0	18			
vs Charlotte	2.6		3-9	.333	3-9	.333	0-0	.000	0-1-1	9	0	3	0	0	17			
at NT	2.11		3-9	.333	1-6	.167	0-0	.000	1-3-4	7	0	2	0	0	20			
at Rice	2.13		3-12	.250	3-8	.375	2-6	.333	4-2-6	11	0	0	0	0	26			
vs WKU	2.18		2-6	.333	0-4	.000	0-0	.000	0-0-0	4	1	0	0	1	17			
vs Marshall	2.20		4-9	.444	4-9	.444	0-0	.000	0-1-1	12	2	2	0	3	25			
at UTEP	2.25		2-5	.400	0-2	.000	1-1	1.00	1-1-2	5	0	1	0	1	21			
at UTSA	2.27		2-7	.285	2-5	.400	0-0	.000	1-3-4	6	0	1	1	1	31			
vs NT	3.3																	
vs Rice	3.5																	

2015-16 (SOPHOMORE): Went a perfect 5-for-5 from three against Pittsburgh (11.27.15), finishing with a season-high 15 points ... Ranked second in scoring with 12 points against ETSU and registered a career-high six rebounds ... Surpassed her point production from a season ago (21) in just the first two games (23) Set multiple career-highs in the season opener against Richmond (11.13.15). Most notably, she scored 15 points and played in 26 minutes, both smashing her previous career high (5pts at Charlotte 2.7.15 / 14 minutes vs WKU 1.10.15) ... Led the team in scoring for the first time in her career.


2014-15 (FRESHMAN): Appeared in 25 games as a freshman for the Lady Monarchs in 2014-15, averaging 0.8 ppg and 0.3 rpg ... Scored a total of 21 points, while netting a career high five points at Charlotte on 2/7/15 ... Set career highs for rebounds (2) at Rice on 1/15/15 and steals (2) versus UTEP on 2/14/15.

PRIOR TO OLD DOMINION: Scored a total of 2,543 points while playing varsity basketball for Williamsburg Christian Academy ... Second best in Williamsburg ... First girl at Williamsburg Christian Academy to score 2,000 points ... Was a four-time metro conference champion ... 2011-2012 DIII State Champion ... First girl in Lafayette high school history of basketball to receive first team all-state accolades ... Played varsity basketball in the eighth grade ... Wrote for the Lafayette Ledger and was on the AB Honor roll ... In addition to basketball, Keyana played three years of volleyball.

PERSONAL: Daughter of Christopher and Shawnie Brown ... Has three brothers, Dominique, Christopher Jr., and Xavier, and an older sister, Briana ... Her father played at Norfolk State from 1984-1988 and won the CIAA Championship while there ... Majoring in communications.

CAREER STATS

Year	Games	FGM-FGA	Pct.	3M-3A	Pct.	FTM-FTA	Pct.	Rbs.	Avg.	Ast.	Blk.	Stl.	Pts.	Avg.
2014-15	25	8-34	23.5	5-24	20.8	0-1	0.00	8	0.3	2	0	2	21	0.8
2015-16	28	74-200	37.0	50-152	32.9	14-27	51.9	75	2.7	24	8	26	212	7.6
Totals	53	82-234	35.0	55-176	31.2	14-28	50.0	83	1.5	26	8	28	233	4.4



IJE AJEMBA • 23

Center • 6-3 • Junior
Lanham, Md. • Parkdale

CAREER HONORS

• 2013: C-USA Academic Honor Roll

Superlatives

Points			
Season	16	at Rice	2.13.16
Career	16	at Rice	2.13.16

Rebounds			
Season	13	3x, last vs CHA	2.6.16
Career	13	4x, last vs CHA	2.6.16

Field Goals Made			
Season	6	vs Charlotte	2.6.16
Career	6	vs Charlotte	2.6.16

Field Goals Attempted			
Season	9	at UAB	1.14.16
Career	9	at UAB	1.14.16

3-Point Field Goals Made			
Season			
Career			

3-Point Field Goals Attempted			
Season			
Career	1	at Duke	1.2.14

Free Throws Made			
Season	6	2x, last at Rice	2.13.16
Career	6	2x, last at Rice	2.13.16

Free Throws Attempted			
Season	8	2x, last at Rice	2.13.16
Career	8	2x, last at Rice	2.13.16

Assists			
Season	1	3x, last vs FAU	1.28.16
Career	1	4x, last vs FAU	1.28.16

Blocks			
Season	2	2x, last at WKU	1.21.16
Career	4	vs UTSA	2.12.15

Steals			
Season	6	at MTSU	1.16.16
Career	6	at MTSU	1.16.16

Minutes			
Season	33	2x, last at MTSU	1.16.16
Career	33	2x, last at MTSU	1.16.16

Miscellaneous	Season	Career
Double-digit scoring games	6	6
20-point games	0	0
10-rebound games	5	8
Led ODU in scoring	1	1
Led ODU in rebounding	9	12
Double-doubles	3	3

Team	Date	Start	FGM-FGA	Pct.	3M-3A	Pct.	FTM-FTA	Pct.	O-D-Tot.	Pts.	Ast.	TO	Blk.	Stl.	Mins.
at Richmond	11.13	**	5-8	.625	0-0	.000	0-0	.000	2-6-8	10	0	2	0	1	23
vs Wagner	11.15	**	3-5	.600	0-0	.000	0-0	.000	2-5-7	6	1	0	0	0	26
vs Miami	11.17	**	2-4	.500	0-0	.000	4-6	.667	3-4-7	8	0	2	0	1	32
vs ETSU	11.23	**	0-2	.000	0-0	.000	1-6	.166	3-6-9	1	0	2	0	1	18
vs Maryland	11.26	**	2-8	.250	0-0	.000	1-6	.166	5-2-7	5	0	4	1	0	28
vs Pitt	11.27	**	3-5	.600	0-0	.000	0-0	.000	1-1-2	6	1	1	0	1	30
vs SDSU	11.28								DNP						
vs Loyola	12.2								DNP						
at Howard	12.15								DNP						
at VCU	12.19								DNP						
at UMES	12.22								DNP						
at W&M	12.29		2-5	.400	0-0	.000	2-5	.400	3-5-8	6	0	1	1	1	11
at Charlotte	1.3		2-6	.333	0-0	.000	0-0	.000	5-4-9	4	0	1	1	2	21
vs LA Tech	1.7		1-4	.250	0-0	.000	3-4	.750	5-1-6	5	0	2	0	1	23
vs USM	1.9	**	5-8	.625	0-0	.000	2-3	.666	4-9-13	12	0	1	2	0	33
at UAB	1.14	**	3-9	.333	0-0	.000	0-0	.000	3-4-7	6	0	2	0	2	21
at MT	1.16	**	4-7	.571	0-0	.000	1-2	.500	3-9-12	9	0	2	0	6	33
at WKU	1.21	**	0-2	.000	0-0	.000	0-0	.000	3-5-8	2	1	2	2	2	22
at Marshall	1.23	**	3-8	.375	0-0	.000	0-2	.000	2-6-8	6	0	1	1	1	28
vs FAU	1.28	**	2-5	.400	0-0	.000	6-8	.750	0-13-13	10	1	2	0	2	25
vs FIU	1.30	**	4-4	1.00	0-0	.000	5-5	1.00	2-2-4	13	0	0	0	0	27
vs Charlotte	2.6	**	6-7	.857	0-0	.000	3-6	.500	3-10-13	15	0	1	0	0	27
at NT	2.11	**	1-6	.166	0-0	.000	1-2	.500	3-3-6	3	0	1	0	0	21
at Rice	2.13	**	5-6	.833	0-0	.000	6-8	.750	4-5-9	16	0	1	0	1	32
vs WKU	2.18	**	4-7	.571	0-0	.000	1-1	1.00	4-5-9	9	0	1	2	1	26
vs Marshall	2.20	**	3-4	.750	0-0	.000	5-6	.833	4-5-9	11	0	0	0	0	21
at UTEP	2.25	**	1-7	.142	0-0	.000	4-4	1.00	2-8-10	6	0	1	0	0	26
at UTSA	2.27	**	1-6	.166	0-0	.000	0-0	.000	6-4-10	2	1	2	1	0	27
vs NT	3.3														
vs Rice	3.5														

2015-16 (JUNIOR): Broke her career-high with 16 points in the loss at Rice (2.13) ... Picked up her third double-double of the season with a career-high 15 points and 13 rebounds against Charlotte (2.6) ... Stole a career-high six passes in the win over MTSU (1.16) ... Recorded first career double-double with 12 points and 13 rebounds against Southern Miss ... Pulled in a season-high nine rebounds against ETSU (11.23.15), just one shy of a career high ... Set a career-high with 10 points in the season opener against Richmond (11.13.15) ... Led the team in rebounds (8) for the fourth time in her career at Richmond (11.13.15) ... Played a career-high 32 minutes against Miami (11.17.15)

2014-15 (SOPHOMORE): Appeared in 32 of 34 contests in 2014-15, averaging 2.6 points and 4.6 rebounds per ballgame ... Set her career high for points (9) and steals (5) in ODU's win at Rice on 1/15/15 ... Hauled down a career high of 13 rebounds in the Lady Monarchs victory against UTEP on 2/14/15 ... Rejected four shots and played 30 minutes against UTSA on 2/12/15 ... Tallied five or more rebounds in a total of 16 contests.

2013-14 (FRESHMAN): Was named to the C-USA Academic Honor roll for achieving a cumulative GPA of 3.0 or higher ... Saw action in 17 games as a freshman ... Scored 10 points on the season and went six-for-eight in free throws.

PRIOR TO OLD DOMINION: Averaged 19.0 rebounds, 9.0 points along with 5.6 blocks and 30 minutes per game her senior season ... Three-sport athlete at Parkdale High School as she also played defensive end on the football team (racking up 15 tackles and a sack) and first base on the softball team ... Selected to the Prince George's County All-Star Game ... Broke the school record in 2012-13 for the most rebounds and most blocks in a single season ... Led all players in the Washington D.C. metropolitan area in rebounds and blocks ... Honor roll student and received the Outstanding Cadet Award in Army ROTC program at Parkdale ... Best performance in high school came in a triple-double performance of 33 rebounds, 23 points and 10 blocks against High Point High School on Feb. 5, 2013.

PERSONAL: Born Ijeoma Ajemba on March 17, 1995 ... Daughter of Ignatius and Ifeoma Ajemba ... Has two brothers, Ikenna and Izu, and two sisters, Ify and Iruka ... Majoring in parks, recreation & tourism studies with a concentration in therapeutic recreation.

CAREER STATS

Year	Games	FGM-FGA	Pct.	3M-3APct.	FTM-FTA	Pct.	Rbs.	Avg.	Ast.	Blk.	Stl.	Pts.	Avg.
2013-14	17	2-8	25.0	0-1	0.00	6-8	75.0	10	0.6	0	1	10	0.6
2014-15	32	30-72	41.7	0-0	0.00	22-34	64.7	147	4.6	6	17	82	2.6
2015-16	23	62-133	46.6	0-0	0.00	47-76	61.8	194	8.4	5	11	22	171
Totals	72	94-213	44.1	0-1	0.00	75-118	63.6	351	4.8	11	29	37	263



LAQUANDA YOUNGER • 24

Guard • 5-10 • Senior
Newport News, Va. • Warwick

CAREER HONORS

• 2013: 2x CAA Rookie of the Week

Superlatives

Points			
Season	9	at Howard	12.15.15
Career	15	at Duke	1.2.14

Rebounds			
Season	4	3x, last at UMES	12.22.15
Career	7	at FAU	1.31.15

Field Goals Made			
Season	3	at Howard	12.15.15
Career	5	2x, last vs UAB	1.24.15

Field Goals Attempted			
Season	5	3x, last at UMES	12.22.15
Career	7	5x, last vs Rider	11.30.14

3-Point Field Goals Made			
Season	2	vs Wagner	11.15.15
Career	5	at Duke	1.2.14

3-Point Field Goals Attempted			
Season	5	vs Wagner	11.15.15
Career	7	2x, last at Duke	1.2.14

Free Throws Made			
Season	3	at Howard	12.15.15
Career	4	vs Hofstra	2.24.13

Free Throws Attempted			
Season	3	at Howard	12.15.15
Career	4	2x, last vs Miami (OH)	12.20.14

Assists			
Season	2	2x, last at Howard	12.15.15
Career	6	vs Rice	2.26.15

Blocks			
Season	3	at W&M	12.29.15
Career	3	at W&M	12.29.15

Steals			
Season	2	at Howard	12.15.15
Career	3	2x, last at Rice	1.15.15

Minutes			
Season	28	vs. Miami	11.17.15
Career	35	vs WKU	1.10.15

Miscellaneous	Season	Career
Double-digit scoring games	0	4
20-point games	0	0
10-rebound games	0	0
Led ODU in scoring	0	1
Led ODU in rebounding	0	0
Double-doubles	0	0

Team	Date	Start	FGM-FGA	Pct.	3M-3A	Pct.	FTM-FTA	Pct.	O-D-Tot.	Pts.	Ass.	TO	Blk.	Stl.	Min.
at Richmond	11.13	**	0-5	.000	0-3	.000	2-2	1.00	2-2-4	2	1	2	0	0	20
vs Wagner	11.15		2-5	.400	2-5	.200	0-0	.000	0-2-2	6	2	0	1	0	16
vs Miami	11.17	**	1-4	.250	1-2	.500	2-2	1.00	0-2-2	5	0	2	0	0	28
vs ETSU	11.23	**	0-0	.000	0-0	.000	0-0	.000	0-0-0	0	0	0	0	0	14
vs Maryland	11.26		1-5	.200	0-2	.000	0-0	.000	1-0-1	2	0	0	0	0	8
vs Pitt	11.27		0-1	.000	0-0	.000	0-0	.000	0-1-1	0	0	0	0	0	7
vs SDSU	11.28		1-5	.200	0-2	.000	0-0	.000	1-0-1	2	1	2	1	1	20
vs Loyola	12.2		0-2	.000	0-2	.000	0-0	.000	0-3-3	0	4	0	2	3	23
at Howard	12.15		3-5	.600	0-2	.000	3-3	1.00	0-4-4	9	2	1	2	2	27
at VCU	12.19		0-1	.000	0-0	.000	0-0	.000	0-0-0	0	0	1	0	1	23
at UMES	12.22		2-5	.400	2-4	.500	0-0	.000	1-3-4	6	0	2	0	0	15
at W&M	12.29	**	2-4	.500	1-1	1.00	0-0	.000	1-0-1	5	1	3	3	2	23
at Charlotte	1.3								DNP						
vs LA Tech	1.7								DNP						
vs USM	1.9								DNP						
at UAB	1.14		0-2	.000	0-1	.000	0-0	.000	0-0-0	0	1	1	0	0	7
at MT	1.16		0-1	.000	0-1	.000	0-0	.000	0-0-0	0	0	0	0	0	2
at WKU	1.21								DNP						
at Marshall	1.23								DNP						
vs FAU	1.28								DNP						
vs FIU	1.30								DNP						
vs Charlotte	2.6								DNP						
at NT	2.11								DNP						
at Rice	2.13								DNP						
vs WKU	2.18								DNP						
vs Marshall	2.20								DNP						
at UTEP	2.25								DNP						
at UTSA	2.27								DNP						
vs NT	3.3														
vs Rice	3.5														

2015-16 (SENIOR): Scored a season high nine points and tied a career high with two blocks in the win over Howard (12.15) ... Played a season-high 28 minutes against Miami (11.17.15) ... Went 0-for-5 against Richmond (11.13.15) in 20 minutes of action ... Played in her 100th career game against ETSU (11.23).

2014-15 (JUNIOR): Appeared in 32 of 34 possible games, starting two, averaging 2.9 points, 2.0 rebounds and 1.5 assists per contest ... Second on the team for free-throw percentage, connecting on 72.2% from the charity stripe ... Poured in a season high of 12 points in ODU's win against UAB ... Hauled down a career high of seven rebounds at FAU ... Dished out a career high of six assists versus Rice ... Had a career high of three steals on two different occasions and also set her career high for blocks with two ... Tallied 93 points, 63 rebounds, 49 assists, 27 steals and five blocks in 2014-15.

2013-14 (SOPHOMORE): Played in 33 games ... Grabbed 54 rebounds on the year ... Scored a career-high 15 points and made five three-point shots against Duke at Cameron Indoor Stadium (1/2) ... Racked up 12 points against Southern Miss in the C-USA tournament (3/14).

2012-13 (FRESHMAN): Earned CAA Rookie of the Week Honors twice ... Played in all 31 games and made seven starts ... Earned CAA Rookie of the Week honors (1/21) after scoring a season-high 14 points and making four three-pointers at Hofstra (1/20) while also scoring 12 points at UNCW (1/17) with four three pointers ... Scored nine points, added four assists, and had six rebounds at William & Mary (1/27) ... Also earned CAA Rookie of the Week honors (12/10) after nailing a pair of three-pointers and scoring eight points off the bench in the win over North Carolina Central (12/7) ... Scored seven points and tied career-high with six rebounds in the win over Drexel (1/31).

PRIOR TO OLD DOMINION: Earned All-State honors and was a two-time Peninsula Player of the Year ... Averaged 20.2 points per game her senior year ... Finished career with 1,936 points.

PERSONAL: Daughter of Shirley Younger ... Born May 9, 1993 ... Four siblings, Randy, Jessica, Frankie and Latasha ... Majoring in parks & recreation tourism studies with a concentration in tourism management.

CAREER STATS

Year	Games	FGA-FGM	Pct.	3A-3M	Pct.	FTA-FTM	Pct.	Rbs.	Avg.	Ass.	Blk.	Stl.	Pts.	Avg.
2012-13	31	32-97	32.9	19-62	30.6	15-22	68.2	37	1.2	18	4	10	98	3.2
2013-14	33	40-118	33.8	27-91	29.6	10-18	55.6	54	1.6	27	3	20	117	3.5
2014-15	32	32-99	32.3	16-65	24.6	13-18	72.2	63	1.9	49	5	27	93	2.9
2015-16	14	12-45	26.7	6-25	24.0	7-7	1.00	23	1.6	12	9	9	37	2.6
Totals	110	116-359	32.3	68-243	28.0	45-65	69.2	177	1.6	106	21	66	345	3.1



JENNIE SIMMS • 25

Guard • 6-0 • Redshirt Junior
Accokeek, Md. • West Virginia University

CAREER HONORS

- 2013: NAACP Female Athlete of the Year
- 2015: C-USA Newcomer of the Year
 - 2015: C-USA First Team
- 2015: C-USA All-Tournament Team
- 2015: VaSID First Team All-State
- 2016: C-USA Player of the Week (1.4)

Superlatives

Points			
Season	39	at UTSA	2.27.16
Career	45	at FIU	1.29.15

Rebounds			
Season	12	vs Marshall	2.20.16
Career	14	3x, last at WKU	3.7.15

Field Goals Made			
Season	13	at W&M	12.29.15
Career	15	at FIU	1.29.15

Field Goals Attempted			
Season	26	at W&M	12.29.15
Career	27	at FIU	1.29.15

3-Point Field Goals Made			
Season	4	2x, last at W&M	12.29.15
Career	5	at Villanova	3.22.15

3-Point Field Goals Attempted			
Season	8	2x, last at W&M	12.29.15
Career	8	2x, last at W&M	12.29.15

Free Throws Made			
Season	18	at UTSA	2.27.16
Career	18	at UTSA	2.27.16

Free Throws Attempted			
Season	21	at UTSA	2.27.16
Career	21	at UTSA	2.27.16

Assists			
Season	9	vs Pittsburgh	11.27.15
Career	9	vs Pittsburgh	11.27.15

Blocks			
Season	3	2x, last at NT	2.11.16
Career	3	3x, last at NT	2.11.16

Steals			
Season	4	at Richmond	11.13.15
Career	4	2x, last at UR	11.13.15

Minutes			
Season	43	vs WKU	2.18.16
Career	43	vs WKU	2.18.16

Miscellaneous	Season	Career
Double-digit scoring games	23	55
20-point games	13	28
10-rebound games	1	12
Led team in scoring	18	42
Led team in rebounding	8	26
Double-doubles	1	12

Team	Date	Start	FGM-FGA	Pct.	3M-3A	Pct.	FTM-FTA	Pct.	O-D-Tot.	Pts.	Ast.	TO	Blk.	Stl.	Mins.
at Richmond	11.13	**	5-15	.333	0-3	0.00	2-2	1.00	4-2-6	12	2	4	0	4	25
vs Wagner	11.15	**	9-21	.429	4-8	.500	5-6	.833	2-6-8	27	6	5	0	2	36
vs Miami	11.17	**	5-19	.263	2-7	.286	4-11	.364	1-8-9	16	2	7	1	1	37
vs ETSU	11.23	**	7-19	.368	1-5	.200	0-2	.000	0-4-4	15	3	5	2	1	37
vs Maryland	11.26	**	7-20	.350	1-7	.143	8-12	.666	2-4-6	23	3	3	0	2	32
vs Pitt	11.27	**	5-16	.313	1-5	.200	6-6	1.00	1-7-8	17	9	2	0	1	39
vs SDSU	11.28								DNP						
vs Loyola	12.2								DNP						
at Howard	12.15								DNP						
at VCU	12.19		1-7	.142	0-2	.000	0-0	.000	0-3-3	2	0	5	0	0	21
at UMEs	12.22	**	7-13	.538	1-4	.250	4-4	1.00	1-5-6	19	2	2	1	2	31
at W&M	12.29	**	13-26	.500	4-8	.500	5-12	.417	1-8-9	35	2	8	3	3	38
at Charlotte	1.3	**	8-18	.444	0-2	.000	2-3	.666	1-4-5	18	1	3	1	1	31
vs LA Tech	1.7	**	10-23	.437	0-6	.000	4-9	.444	3-5-8	24	1	5	0	0	38
vs USM	1.9	**	6-12	.500	1-4	.250	9-12	.750	3-2-5	22	5	5	0	1	37
at UAB	1.14	**	9-14	.643	2-4	.500	1-2	.500	4-4-8	21	2	6	1	1	36
at MT	1.16	**	7-8	.875	1-2	.500	2-3	.666	0-3-3	17	4	5	2	1	32
at WKU	1.21	**	6-12	.500	0-5	.000	6-10	.600	2-3-5	18	5	4	1	1	39
at Marshall	1.23	**	7-18	.389	1-5	.200	5-8	.625	4-3-7	20	3	3	0	1	37
vs FAU	1.28	**	6-14	.429	3-6	.500	5-5	1.00	1-4-5	20	8	5	0	1	34
vs FIU	1.30	**	9-15	.600	2-6	.333	3-4	.750	3-4-7	23	8	7	0	3	34
vs Charlotte	2.6	**	10-18	.556	2-4	.500	13-18	.722	1-4-5	35	5	0	1	2	40
at NT	2.11	**	4-16	.250	1-5	.200	5-6	.833	3-6-9	14	8	7	3	3	32
at Rice	2.13	**	3-17	.176	0-4	.000	1-2	.500	1-5-6	7	4	3	0	1	39
vs WKU	2.18	**	9-20	.450	2-5	.400	8-11	.727	1-7-8	28	4	4	1	0	43
vs Marshall	2.20	**	7-13	.538	3-5	.600	5-8	.625	3-9-12	22	6	7	1	2	33
at UTEP	2.25	**	4-11	.363	0-1	.000	6-9	.666	4-4-8	14	1	4	1	2	39
at UTSA	2.27	**	10-20	.500	1-5	.200	18-21	.857	2-3-5	39	0	6	1	3	39
vs NT	3.3														
vs Rice	3.5														

2015-16 (REDSHIRT JUNIOR): C-USA Player of the Week after averaging 26.5 and 7.0 rebounds in two games (1.4.16) ... Tallied a game-high 20 points in the loss at Marshall (1.23.16) ... Scored a team-high 27 points against Wagner, marking her 35th career double-digit game ... Held to just two points in three quarters at Richmond (11.13.15), but scored 10 in the fourth to end with 12 total points ... Led the team with four steals against Richmond (11.13.15), tying a career-high.

2014-15 (REDSHIRT SOPHOMORE): Garnered Conference USA Newcomer of the Year, First Team All Conference USA, All C-USA Tournament Team and VaSID All-State First Team honors ... Scored 45 points in a win at FIU this season, which tied her for No. 1 in the NCAA for the season at the time and placed her second in Lady Monarch history ... Appeared in all 34 possible games and started in 33 ... MVP of 2014 South Point Holiday Hoops Classic in Las Vegas, Nevada ... Led Old Dominion in scoring and rebounding this year, averaging 19.3 points a game (35th in NCAA and 2nd in C-USA) and 8.1 rebounds a contest ... Scored 20 or more points in a total of 15 games and netted double-figures in 31 of 34 possible contests ... Hauled down 14 rebounds on three different occasions, while dishing out six assists twice ... For the season, she tallied 657 points, 274 rebounds, 81 assists, 39 steals and 24 blocks.

2013-14 (FRESHMAN): NAACP Female Athlete of the Year for ODU ... Redshirted due to NCAA transfer rules.

PRIOR TO OLD DOMINION: Averaged 3.1 points and 1.6 rebounds in eight games at West Virginia University ... **PREP:** Earned first team all-conference honors by averaging 14 points and 12 rebounds per game her senior year at Riverdale Baptist ... Led her squad to a 38-2 record and a No. 1 ranking in the East by USA Today ... Had 19 points and 14 rebounds in the Crusaders' 63-59 victory over Dr. Phillips High of Orlando, Fla., in the ESPN National High School Invitational (NHSI) championship game ... Named the tournament's Most Valuable Player and was on the NHSI All-Tournament Team ... Ranked as the No. 87 overall recruit in the country coming out of Riverdale Baptist ... No. 20 at her position by ESPNHoopGuriz ... Ranked as high as No. 51 by both The JumpOffPlus and Blue Star reports ... Listed at No. 62 overall by All-Star Girl's Report.

PERSONAL: Born on April 21, 1994 ... Daughter of Darrick and Martina Simms ... Has one sister ... Father, Darrick, played basketball at Virginia from 1985-88 ... Majoring in sociology.

CAREER STATS

Year	Games	FGM-FGA	Pct.	3M-3A	Pct.	FTM-FTA	Pct.	Rbs.	Avg.	Ast.	Blk.	Stl.	Pts.	Avg.
2012-13 *	8	6-18	33.3	3-7	42.9	10-10	1.00	13	1.6	3	1	3	25	3.1
2013-14	REDSHIRT SEASON - NCAA TRANSFER RULE													
2014-15	34	223-524	42.6	54-139	38.8	157-226	69.5	274	8.1	81	24	39	657	19.3
2015-16	25	174-405	43.0	33-118	28.0	127-186	68.3	165	6.6	94	20	39	508	20.3
Totals	67	403-947	42.5	90-264	34.0	294-422	69.6	452	6.8	178	45	81	1,190	17.7

* Played at West Virginia



ASHLEY JACKSON • 30

Guard • 5-9 • Sophomore
Memphis, Tenn. • Ridgeway

CAREER HONORS

Superlatives

<i>Points</i>			
Season	8	at MTSU	1.16.16
Career	11	vs MTSU	1.22.15

<i>Rebounds</i>			
Season	6	2x, last at MAR	1.23.16
Career	6	4x, last at MAR	1.23.16

<i>Field Goals Made</i>			
Season	4	at MTSU	1.16.16
Career	5	vs MT	1.22.15

<i>Field Goals Attempted</i>			
Season	7	at Richmond	11.13.15
Career	7	at Richmond	11.13.15

<i>3-Point Field Goals Made</i>			
Season			
Career	1	vs PC	11.14.14

<i>3-Point Field Goals Attempted</i>			
Season	1	6x, last at MAR	1.23.16
Career	1	6x, last at MAR	1.13.16

<i>Free Throws Made</i>			
Season	2	2x, last vs WKU	2.18.16
Career	4	vs Charlotte	1.4.15

<i>Free Throws Attempted</i>			
Season	2	5x, last vs WKU	2.18.16
Career	4	2x, last vs UTSA	3.12.15

<i>Assists</i>			
Season	3	3x, last vs CHA	2.6.16
Career	5	vs W&M	11.17.14

<i>Blocks</i>			
Season	1	2x, last at W&M	12.29.15
Career	1	9x, last at W&M	12.29.15

<i>Steals</i>			
Season	2	2x, last at UTSA	2.27.16
Career	2	6x, last at UTSA	2.27.16

<i>Minutes</i>			
Season	25	vs USM	1.9.16
Career	25	vs USM	1.9.16

<i>Miscellaneous</i>		Season	Career
Double-digit scoring games		0	1
20-point games		0	0
10-rebound games		0	0
Led ODU in scoring		0	0
Led ODU in rebounding		0	0
Double-doubles		0	0

Team	Date	Start	FGM-FGA				Rebounds				Stl.	Mins.			
			Pct.	3M-3A	Pct.	FTM-FTA	Pct.	O-D-Tot.	Pts.	Ast.			TO	Blk.	
at Richmond	11.13		3-7	.428	0-0	.000	0-0	.000	3-1-4	6	0	1	0	1	18
vs Wagner	11.15		0-2	.000	0-0	.000	0-0	.000	2-0-2	0	0	1	1	1	9
vs Miami	11.17		0-1	.000	0-0	.000	0-0	.000	1-1-2	0	0	0	0	0	13
vs ETSU	11.23		1-1	1.00	0-0	.000	0-0	.000	2-1-3	2	0	0	0	0	4
vs Maryland	11.26		0-0	.000	0-0	.000	0-0	.000	1-0-1	0	0	2	0	0	7
vs Pitt	11.27		0-0	.000	0-0	.000	0-0	.000	0-0-0	0	0	0	0	0	3
vs SDSU	11.28		2-3	.667	0-1	.000	0-0	.000	2-3-5	4	0	1	0	1	14
vs Loyola	12.2		1-3	.333	0-1	.000	2-2	1.00	0-2-2	4	3	0	0	0	18
at Howard	12.15		3-5	.600	0-0	.000	0-0	.000	3-3-6	6	2	2	1	0	19
at VCU	12.19		2-2	1.00	0-0	.000	1-2	.500	1-1-2	5	0	1	0	0	14
at UMES	12.22		1-4	.250	0-0	.000	1-2	.500	1-2-3	3	1	0	0	1	13
at W&M	12.29		1-3	.333	0-1	.000	0-0	.000	3-1-4	2	2	1	1	1	11
at Charlotte	1.3		0-0	.000	0-0	.000	0-0	.000	0-1-1	0	1	2	0	0	9
vs LA Tech	1.7		3-4	.750	0-1	.000	0-0	.000	1-1-2	6	1	0	0	1	15
vs USM	1.9	**	1-3	.333	0-1	.000	0-2	.000	1-3-4	2	3	0	0	1	25
at UAB	1.14	**	1-2	.500	0-0	.000	0-0	.000	1-1-2	2	0	2	0	0	12
at MT	1.16	**	4-5	.800	0-0	.000	0-0	.000	3-0-3	8	1	1	0	0	22
at WKU	1.21	**	0-0	.000	0-0	.000	0-0	.000	1-1-2	0	0	3	1	0	13
at Marshall	1.23	**	0-5	.000	0-1	.000	0-0	.000	3-3-6	0	0	0	0	0	18
vs FAU	1.28		0-1	.000	0-0	.000	0-2	.000	0-2-2	0	0	2	0	1	11
vs FIU	1.30		0-2	.000	0-0	.000	0-0	.000	1-2-3	0	0	0	0	0	11
vs Charlotte	2.6		1-2	.500	0-0	.000	0-0	.000	1-1-2	2	3	2	0	1	15
at NT	2.11		1-3	.333	0-1	.000	0-2	.000	4-0-4	2	0	2	0	2	10
at Rice	2.13		1-5	.200	0-0	.000	0-0	.000	0-1-1	2	1	0	0	1	17
vs WKU	2.18		1-3	.333	0-0	.000	2-2	1.00	1-0-1	4	1	3	0	0	15
vs Marshall	2.20		0-0	.000	0-0	.000	0-0	.000	0-0-0	0	0	0	0	0	11
at UTEP	2.25		0-1	.000	0-0	.000	0-0	.000	0-0-0	0	0	0	0	0	3
at UTSA	2.27		0-1	.000	0-1	.000	0-0	.000	0-0-0	0	0	2	0	2	6
vs NT	3.3														
vs Rice	3.5														

2015-16 (SOPHOMORE): Notched a season-high eight points in the 61-58 win over MTSU (1.16) ... Set a career high with 25 minutes played against Southern Miss, which also marked her first career start ... Tied a season high with six points and tied a career high with six rebounds against Howard (12.15) ... Set a career-high with seven field goals attempted against Richmond (11.13.15) ... Grabbed a season-high five rebounds against South Dakota State (11.28.15).

2014-15 (FRESHMAN): Appeared in 32 of 34 possible games as a freshman in 2014-15, averaging 1.9 points and 1.8 rebounds per contest ... Scored a career high of 11 points against Middle Tennessee on 1/22/15 ... Hauled down a career high six rebounds twice this season ... Set career highs for assists (5), steals (2) and blocks (1) during the season.

PRIOR TO OLD DOMINION: Helped her team to the titles of city champions and state runners-up in 2013-2014 ... Helped her team to the titles of city champions and district champions in 2012-2013 ... Was moved from point guard to guard/wing under new coach Rhonda Kendall in 2011-2012 ... Played her freshman year on the Ridgeway High School Women's Basketball team in 2010-2011 ... Under the coaching of Tonya Willet, the team earned a 20-9 record.

PERSONAL: The daughter of Torrence and Teresa Jackson ... Older sister to brother, Christopher Jackson ... Teammates at Ridgeway High School with current junior Odegua Oigbokie ... Majoring in criminal justice and would like to become a district attorney or lawyer.

CAREER STATS

Year	Games	FGM-FGA	Pct.	3M-3A	Pct.	FTM-FTA	Pct.	Rbs.	Avg.	Ast.	Blk.	Stl.	Pts.	Avg.
2014-15	32	22-64	34.4	1-4	25.0	16-30	53.3	56	1.8	25	7	14	61	1.9
2015-16	28	27-68	39.7	0-8	0.00	6-14	42.9	67	2.4	19	4	14	60	2.1
Totals	60	49-132	37.1	1-12	0.08	22-44	50.0	123	2.0	44	11	28	121	2.0



ODEGUA OIGBOKIE • 34

Forward • 6-1 • Junior
Memphis, Tenn. • Ridgeway

CAREER HONORS

Superlatives

<i>Points</i>			
Season			
Career	12	3x, last vs Rice	3.11.15

<i>Rebounds</i>			
Season			
Career	10	at Rice	1.15.15

<i>Field Goals Made</i>			
Season			
Career	5	2x, last vs Rice	3.11.15

<i>Field Goals Attempted</i>			
Season			
Career	11	vs MT	1.22.15

<i>3-Point Field Goals Made</i>			
Season			
Career			

<i>3-Point Field Goals Attempted</i>			
Season			
Career	1	2x, last at FIU	1.29.15

<i>Free Throws Made</i>			
Season			
Career	7	vs LA Tech	2.26.14

<i>Free Throws Attempted</i>			
Season			
Career	8	vs LA Tech	2.26.14

<i>Assists</i>			
Season			
Career	2	2x, last vs UTEP	2.14.15

<i>Blocks</i>			
Season			
Career	2	2x, last vs Rice	2.26.15

<i>Steals</i>			
Season			
Career	2	5x, last at USM	3.13.14

<i>Minutes</i>			
Season			
Career	29	vs UTSA	3.12.14

<i>Miscellaneous</i>	<i>Season</i>	<i>Career</i>
Double-digit scoring games	0	6
20-point games	0	0
10-rebound games	0	1
Led ODU in scoring	0	1
Led ODU in rebounding	0	1
Double-doubles	0	0

Team	Date	Start	FGM-FGA	Pct.	3M-3A	Pct.	FTM-FTA	Pct.	Rebounds					Stl.	Mins.
									O-D-Tot.	Pts.	Ast.	TO	Blk.		
at Richmond	11.13								DNP						
vs Wagner	11.15								DNP						
vs Miami	11.17								DNP						
vs ETSU	11.23								DNP						
vs Maryland	11.26								DNP						
vs Pitt	11.27								DNP						
vs SDSU	11.28								DNP						
vs Loyola	12.2								DNP						
at Howard	12.15								DNP						
at VCU	12.19								DNP						
at UMES	12.22								DNP						
at W&M	12.29								DNP						
at Charlotte	1.3								DNP						
vs LA Tech	1.7								DNP						
vs USM	1.9								DNP						
at UAB	1.14								DNP						
at MT	1.16								DNP						
at WKU	1.21								DNP						
at Marshall	1.23								DNP						
vs FAU	1.28								DNP						
vs FIU	1.30								DNP						
vs Charlotte	2.6								DNP						
at NT	2.11								DNP						
at Rice	2.13								DNP						
vs WKU	2.18								DNP						
vs Marshall	2.20								DNP						
at UTEP	2.25								DNP						
at UTSA	2.27								DNP						
vs NT	3.3														
vs Rice	3.5														

2015-16 (REDSHIRT JUNIOR): Redshirting after suffering a season ending injury during preseason. Will return next season.

2014-15 (SOPHOMORE): Appeared in all 34 games, starting nine, while averaging 4.6 points and 3.3 rebounds per contest ... Poured in a career high of 12 points on three different occasions, while hauling down three or more rebounds in a total of 20 contests ... Grabbed a career high of 10 rebounds in ODU's win at Rice ... Set career highs for assists of two (twice), steals of two (three times) and blocks of two (vs. Rice on 2/26/15) ... Scored 157 points and compiled 111 rebounds in 2014-15.

2013-14 (FRESHMAN): Saw action in all 34 games as a freshman ... Played nearly 16 minutes a game while averaging 5.3 points per game and 3.4 rebounds a contest ... Collected the fourth highest rebound total on the team with 114 ... Scored a career-high 11 points against NCCU (1/5) ... Scored six points and grabbed seven boards in 17 minutes of action in the win over FIU ... Connected on 46.2% of field goal attempts on the year.

PRIOR TO OLD DOMINION: Averaged 18 points and eight rebounds as a junior ... Named all-district and all-region for Ridgeway High School as a sophomore, junior and senior ... Earned Player of the Year and Team MVP honors at Ridgeway ... Rated as a three-star recruit by ESPN Hoopgurlz Graded at an 88 on a 100-point scale, naming her the 38th best forward prospect in the country ... FCA President.

PERSONAL: Born Oct. 21, 1994 ... Daughter of Clement and Nikita Oigbokie ... Has two older brothers, Gabriel and Clement Jr. ... Teammates at Ridgeway High School with current sophomore Ashley Jackson ... Majoring in parks, recreation & tourism studies with a concentration in therapeutic recreation.

CAREER STATS

Year	Games	FGM-FGA	Pct.	3M-3A	Pct.	FTM-FTA	Pct.	Rbs.	Avg.	Ast.	Blk.	Stl.	Pts.	Avg.
2013-14	34	72-156	46.2	0-0	0.00	37-56	66.1	114	3.4	7	7	14	181	5.3
2014-15	34	64-151	42.4	0-2	0.00	29-41	70.7	111	3.3	11	10	9	157	4.6
2015-16	REDSHIRTING													
Totals	68	136-307	44.3	0-2	0.00	66-97	68.0	225	3.3	18	17	23	338	5.0



DESTINEE YOUNG • 40

Forward • 6-1 • Junior
Hoffman Estates, Ill. • Hoffman Estates

CAREER HONORS

- 2015: C-USA Player of the Week Honor Roll (12.7)
- 2013: C-USA Academic Honor Roll

Superlatives

Points	Season	28	vs Loyola	12.2.15
Career	28	vs Loyola	12.2.15	

Rebounds

Season	17	at UTEP	2.20.16
Career	17	at UTEP	2.20.16

Field Goals Made

Season	12	vs Loyola	12.2.15
Career	12	vs Loyola	12.2.15

Field Goals Attempted

Season	20	vs Loyola	12.2.15
Career	20	vs Loyola	12.2.15

3-Point Field Goals Made

Season			
Career			

3-Point Field Goals Attempted

Season	1	3x, last at MTSU	1.16.16
Career	1	5x, last at MTSU	1.16.16

Free Throws Made

Season	6	at UTSA	2.27.16
Career	6	at UTSA	2.27.16

Free Throws Attempted

Season	6	2x, last at UTSA	2.27.16
Career	8	vs PC	11.14.14

Assists

Season	4	vs Charlotte	2.6.16
Career	4	2x, last vs Charlotte	2.6.16

Blocks

Season	4	2x, last vs USM	1.9.16
Career	5	2x, last vs NT	2.28.15

Steals

Season	4	at NT	2.11.16
Career	4	at NT	2.11.16

Minutes

Season	41	vs WKU	2.18.16
Career	41	vs WKU	2.18.16

Miscellaneous

	Season	Career
Double-digit scoring games	16	27
20-point games	1	2
10-rebound games	7	11
Led ODU in scoring	4	8
Led ODU in rebounding	10	20
Double-doubles	8	11

Team	Date	Start	FGM-FGA	Pct.	3M-3A	Pct.	FTM-FTA	Pct.	O-D-Tot.	Pts.	Ast.	TO	Blk.	Stl.	Mins.
at Richmond	11.13	**	0-4	.000	0-0	.000	0-0	0.00	1-4-5	0	1	1	0	0	24
vs Wagner	11.15	**	2-8	.250	0-0	.000	3-6	.500	5-3-8	7	3	3	2	3	25
vs Miami	11.17	**	2-6	.333	0-0	.000	0-0	0.00	0-4-4	4	0	1	1	0	35
vs ETSU	11.23	**	2-4	.500	0-0	.000	0-2	0.00	2-3-5	4	0	1	2	0	22
vs Maryland	11.26	**	2-10	.200	0-0	.000	2-2	1.00	3-4-7	6	0	0	0	0	27
vs Pitt	11.27	**	4-7	.571	0-0	.000	5-5	1.00	1-5-6	13	0	0	0	0	29
vs SDSU	11.28	**	4-10	.400	0-0	.000	2-2	1.00	2-5-7	10	2	3	1	0	35
vs Loyola	12.2	**	12-20	.600	0-0	.000	4-5	.800	3-12-15	28	1	1	1	2	36
at Howard	12.15	**	7-14	.500	0-1	.000	3-5	.600	1-10-11	17	0	2	4	2	33
at VCU	12.19	**	5-10	.500	0-0	.000	4-6	.666	2-2-4	14	0	1	0	0	30
at UMES	12.22	**	6-13	.461	0-0	.000	4-4	1.00	5-4-9	16	1	1	2	1	35
at W&M	12.29							DNP							
at Charlotte	1.3	**	6-15	.400	0-1	.000	1-2	.500	1-10-11	13	1	3	0	2	32
vs LA Tech	1.7	**	2-15	.133	0-0	.000	1-8	.125	5-3-8	5	0	1	0	1	36
vs USM	1.9	**	3-14	.214	0-0	.000	0-0	.000	3-6-9	6	0	1	4	3	32
at UAB	1.14	**	5-14	.357	0-0	.000	0-1	.000	6-2-8	10	2	0	1	1	34
at MT	1.16	**	5-9	.555	0-1	.000	0-0	.000	1-10-11	10	0	2	0	0	28
at WKU	1.21	**	6-9	.666	0-0	.000	0-0	.000	3-4-7	12	0	1	1	1	36
at Marshall	1.23	**	4-9	.444	0-0	.000	1-4	.250	5-5-10	9	0	1	3	1	27
vs FAU	1.28	**	9-13	.692	0-0	.000	0-0	.000	6-2-8	18	1	1	1	1	23
vs FIU	1.30	**	4-9	.444	0-0	.000	4-5	.800	5-7-12	12	0	3	2	0	32
vs Charlotte	2.6	**	6-10	.600	0-0	.000	2-4	.500	6-4-10	14	4	0	0	1	37
at NT	2.11	**	5-7	.714	0-0	.000	1-1	1.00	3-4-7	11	1	1	1	4	36
at Rice	2.13	**	3-8	.375	0-0	.000	0-0	.000	0-4-4	6	0	0	3	0	25
vs WKU	2.18	**	4-9	.444	0-0	.000	0-0	.000	1-7-8	8	1	2	3	0	41
vs Marshall	2.20	**	5-14	.357	0-0	.000	3-5	.600	4-6-10	13	2	1	0	1	36
at UTEP	2.25	**	7-12	.583	0-0	.000	3-5	.600	6-11-17	17	1	4	1	0	37
at UTSA	2.27	**	1-6	.166	0-0	.000	6-6	1.00	2-3-5	8	1	3	0	1	30
vs NT	3.3														
vs Rice	3.5														

2015-16 (JUNIOR): Posted second-straight double-double against Howard (12.15) with 17 points and 11 rebounds to go along with her four blocks and two steals ... Earned C-USA Player of the Week Honor Roll accolades after scoring a career-high 28 points and pulling in another career-high 15 rebounds ... Tallied nine points, 10 boards and three blocks in the loss at Marshall (1.23.16) ... Tallied 13 points and grabbed six boards against Pittsburgh (11.27) ... Scored a season-high seven points and pulled down eight rebounds in the win over Wagner (11.15) ... Reached double figures with 10 points against SDSU (11.28).

2014-15 (SOPHOMORE): Appeared in all 34 games, starting 29, averaging 7.1 points and 6.5 rebounds per game ... Led the team in field goal percentage, connecting on 44.4% of her attempts from the floor ... Hauled down four or more rebounds in 31 of the 34 games, while scoring 10 or more points in ten contests ... Poured in a career high of 20 points in the win against UVA in the WNIT ... Recorded 13 rebounds (career high) against Howard ... Dished out four assists (career high) versus North Texas ... Had three steals on two different occasions ... Rejected five shots in one game twice ... Tallied 243 points, 222 rebounds (second on team) 41 blocks (led team), 21 steals and 19 assists in 2014-15.

2013-14 (FRESHMAN): Was named to the C-USA Academic Honor Roll ... Saw action in 25 games as a freshman ... Collected 62 rebounds throughout the season ... Scored a career-high 12 points against UTSA (2/22).

PRIOR TO OLD DOMINION: Averaged 18.0 points, 11 rebounds, three assists, four blocks and two steals at Hoffman Estates High School ... School record holder for career rebounds and single-season blocks ... Career-high in points was 33, rebounds was 17 and blocks was 10 ... Won back-to-back state championships with her AAU team, Illinois Elite ... Named to the all-tournament team by opposing coaches at the Nike U.S. Junior National Summer Final in 2012 ... Member of the Midwest Elite AAU team ... Member of Habitat for Humanity and the National Honor Society ... Earned Outstanding Achievement Awards ... Named Female Athlete of the Year ... Captain of basketball team ... Prom Queen.

PERSONAL: Destinee Lashea Young born May 10, 1995 ... Daughter of Darrell and Sheriel Young ... Has a younger sister, Peyton ... Father, Darrell, played basketball at Eastern Illinois and overseas in Australia along with preseason camp with the Toronto Raptors ... Mother, Sheriel, played basketball at Eastern Illinois ... Majoring in biology.

CAREER STATS

Year	Games	FGM-FGA	Pct.	3M-3A	Pct.	FTM-FTA	Pct.	Rbs.	Avg.	Ast.	Blk.	Stl.	Pts.	Avg.
2013-14	25	28-63	44.4	0-0	0.00	8-21	38.1	62	2.5	6	14	10	64	2.6
2014-15	34	104-234	44.4	0-2	0.00	35-62	56.5	222	6.5	19	41	21	243	7.1
2015-16	27	121-279	43.4	0-3	0.00	49-78	62.8	226	8.4	22	33	25	291	10.8
Totals	86	253-576	43.9	0-5	0.00	92-161	57.1	510	5.9	47	88	56	598	6.9

RICHMOND 62 • OLD DOMINION 57 RICHMOND, VA • ROBINS CENTER

Official Basketball Box Score -- Game Totals -- Final Statistics
Old Dominion vs Richmond
11/13/15 3:00 PM at Robins Center, Richmond, Va.

Old Dominion 57 • 0-1

##	Player	Total			3-Ptr			Rebounds			PF	TP	A	TO	Blk	Stl	Min
		FG-FGA	FG-FGA	FT-FTA	FG-FGA	FG-FGA	FT-FTA	Off	Def	Tot							
40	YOUNG, Destinee	f	0-4	0-0	0-0	1	4	5	1	0	1	1	0	0	0	23	
23	AJEMBA, Ije	c	5-8	0-0	0-0	2	6	8	1	10	0	2	0	1	1	24	
02	TIMMONS, Makayla	g	1-6	1-5	2-2	0	1	1	1	5	2	4	0	0	0	22	
24	YOUNGER, LaQuanda	g	0-5	0-3	2-2	2	2	4	2	2	1	2	0	0	0	20	
25	SIMMS, Jennie	g	5-15	0-3	2-2	4	2	6	4	12	2	7	0	4	25		
03	BERNARDECO, Carolina	g	0-1	0-0	0-0	0	2	2	1	0	1	2	0	1	10		
05	SMITH, Gianna	g	3-9	0-2	1-1	3	0	3	4	7	0	1	0	0	16		
14	HOLOPAINEN, Annika	g	0-3	0-3	0-0	1	1	2	3	0	1	1	0	1	16		
20	BROWN, Keyana	g	5-7	3-5	2-4	1	0	1	3	15	1	1	1	2	26		
30	JACKSON, Ashley	g	3-7	0-0	0-0	3	1	4	3	6	0	1	0	1	18		
	Team					2	3	5									
	Totals		22-65	4-21	9-11	19	22	41	23	57	9	22	1	10	200		

1st - FG %:	6-20	30.0%	2nd - 5-10	50.0%	3rd - 4-16	25.0%	4th - 7-19	36.8%	Game:	22-65	33.8%	Rebounds	
3FG %:	2-6	33.3%	1-4	25.0%	0-2	0.0%	1-9	11.1%		4-21	19.0%	Deadball	
FT %:	3-3	100.0%	0-2	0.0%	0-0	0.0%	6-6	100.0%		9-11	81.8%	Rebounds	1

Richmond 62 • 1-0

##	Player	Total			3-Ptr			Rebounds			PF	TP	A	TO	Blk	Stl	Min
		FG-FGA	FG-FGA	FT-FTA	FG-FGA	FG-FGA	FT-FTA	Off	Def	Tot							
15	WIKE, Karleigh	f	1-3	0-0	0-0	0	1	1	1	2	0	0	1	0	0	19	
24	MENNA, Tuuli	f	2-6	0-0	2-2	1	4	5	1	6	1	4	0	1	33		
04	HUBBARD, Janelle	g	6-13	0-3	8-8	2	2	4	1	20	0	6	0	2	33		
11	PARSON, Micaela	g	4-8	1-3	4-4	0	3	3	2	13	2	1	0	2	22		
23	TOLSON, Lauren	g	4-10	2-4	2-2	0	1	1	2	12	2	5	0	1	28		
00	MURPHREE, Kylie	g	1-3	0-1	0-0	0	3	3	2	2	1	3	0	2	20		
01	POWELL, Bria	g	0-7	0-0	0-0	2	2	4	1	0	3	1	0	1	25		
21	GREENE, Salita	g	1-1	0-0	5-6	2	3	5	4	7	0	1	0	0	18		
32	HARRISON, Rennie	g	0-0	0-0	0-0	1	0	1	0	0	0	0	0	0	2		
	Team					2	6	8									
	Totals		19-51	3-11	21-22	10	25	35	14	62	9	21	1	9	200		

1st - FG %:	5-10	50.0%	2nd - 6-14	42.9%	3rd - 4-14	28.6%	4th - 4-13	30.8%	Game:	19-51	37.3%	Rebounds	
3FG %:	0-1	0.0%	1-2	50.0%	0-6	0.0%	3-11	27.3%		3-11	27.3%	Deadball	
FT %:	0-0	0.0%	1-2	50.0%	14-14	100.0%	6-6	100.0%		21-22	95.5%	Rebounds	1

Officials: Scott Fruehling, Rashan Michel, Brandon Marion
 Technical fouls: Old Dominion-None. Richmond-None.
 Attendance: 973

Score by periods	1st	2nd	3rd	4th	Total
Old Dominion	17	11	8	21	57
Richmond	10	14	22	16	62

Last FG - ODU 4th-00:06, RICHMOND 4th-02:15.
 Largest lead - ODU by 9 2nd-09:09, RICHMOND by 12 4th-08:44.
 ODU led for 15:23. RICHMOND led for 20:59. Game was tied for 00:50.

Points	In	Off	2nd	Fast	Bench
ODU	28	19	18	0	28
RICHMO	18	21	14	4	9

Score tied - 5 times.
 Lead changed - 2 times.

OLD DOMINION 71 • WAGNER 57 NORFOLK, VA • TED CONSTANT CENTER

Official Basketball Box Score -- Game Totals -- Final Statistics
Wagner vs Old Dominion
11/15/15 2:00 PM at Norfolk, Va.

Wagner 57 • 0-2

##	Player	Total			3-Ptr			Rebounds			PF	TP	A	TO	Blk	Stl	Min
		FG-FGA	FG-FGA	FT-FTA	FG-FGA	FG-FGA	FT-FTA	Off	Def	Tot							
13	ROMA, Sofia	f	1-5	0-0	2-2	5	7	12	3	4	2	0	2	0	34		
20	DLUHI, Jackie	f	5-10	2-4	1-1	2	5	7	0	13	1	3	0	1	37		
01	NWAJEI, Jasmine	g	9-23	2-4	4-6	3	0	3	3	24	3	9	0	4	29		
14	ROWE, Lyndsey	g	0-1	0-1	0-0	1	6	7	1	0	2	4	0	0	20		
21	SMITH, Alexis	g	4-15	0-6	0-0	0	1	1	3	8	2	3	1	2	36		
03	RUSSELL, Tanasia	g	0-1	0-0	0-0	0	0	0	1	0	1	0	0	0	2		
11	SULLIVAN, Samantha	g	0-0	0-0	0-0	0	0	0	1	0	0	0	0	0	6		
12	PECK, Jordyn	g	1-2	1-2	0-0	0	3	3	3	3	1	1	0	0	11		
15	HAMLET, Jazmine	g	0-1	0-0	0-0	1	1	2	0	0	0	2	0	0	9		
44	MCCLURE, Julia	g	2-3	1-2	0-1	1	0	1	2	5	0	0	0	1	16		
	Team					3	1	4									
	Totals		22-61	6-19	7-10	16	24	40	17	57	11	23	3	8	200		

1st - FG %:	6-14	42.9%	2nd - 2-13	15.4%	3rd - 5-13	38.5%	4th - 9-21	42.9%	Game:	22-61	36.1%	Rebounds	
3FG %:	3-7	42.9%	0-4	0.0%	0-2	0.0%	3-6	50.0%		6-19	31.6%	Deadball	
FT %:	2-2	100.0%	2-2	100.0%	3-5	60.0%	0-1	0.0%		7-10	70.0%	Rebounds	1

Old Dominion 71 • 1-1

##	Player	Total			3-Ptr			Rebounds			PF	TP	A	TO	Blk	Stl	Min
		FG-FGA	FG-FGA	FT-FTA	FG-FGA	FG-FGA	FT-FTA	Off	Def	Tot							
40	YOUNG, Destinee	f	2-8	0-0	3-6	5	3	8	3	7	3	3	2	3	25		
23	AJEMBA, Ije	c	3-5	0-0	0-0	2	5	7	1	6	1	0	0	0	26		
02	TIMMONS, Makayla	g	2-5	2-5	2-2	1	4	5	0	8	1	5	0	1	25		
20	BROWN, Keyana	g	3-6	2-4	0-0	0	0	0	2	8	2	2	0	2	17		
25	SIMMS, Jennie	g	9-21	4-8	5-6	2	6	8	3	27	6	5	0	2	36		
00	KEMP, Rhaven	g	0-0	0-0	0-0	0	0	0	1	0	0	0	0	1	0		
03	BERNARDECO, Carolina	g	0-1	0-1	0-0	0	0	0	2	0	1	0	0	1	10		
05	SMITH, Gianna	g	0-4	0-2	0-0	0	3	3	0	0	2	0	0	1	15		
14	HOLOPAINEN, Annika	g	4-6	0-0	1-2	4	1	5	0	9	0	1	0	3	21		
24	YOUNGER, LaQuanda	g	2-5	2-5	0-0	0	2	2	0	6	2	0	1	0	16		
30	JACKSON, Ashley	g	0-2	0-0	0-0	2	0	2	0	0	0	1	1	1	9		
	Team					1	1	2									
	Totals		25-63	10-25	11-16	17	25	42	12	71	18	17	4	15	200		

1st - FG %:	8-21	38.1%	2nd - 4-15	26.7%	3rd - 7-16	43.8%	4th - 6-11	54.5%	Game:	25-63	39.7%	Rebounds	
3FG %:	2-9	22.2%	2-5	40.0%	3-6	50.0%	3-5	60.0%		10-25	40.0%	Deadball	
FT %:	0-0	0.0%	4-6	66.7%	3-4	75.0%	4-6	66.7%		11-16	68.8%	Rebounds	2

Officials: Karen Gruca, Tammy Holman, Starr Jefferson
 Technical fouls: Wagner-None. Old Dominion-None.
 Attendance: 1993
 Time of Game: 1:44

Score by periods	1st	2nd	3rd	4th	Total
Wagner	17	6	13	21	57
Old Dominion	18	14	20	19	71

Last FG - WAGNER 4th-02:00, ODU 4th-01:30.
 Largest lead - WAGNER by 4 1st-02:41, ODU by 20 4th-05:07.
 WAGNER led for 04:49, ODU led for 31:33. Game was tied for 03:37.

Points	In	Off	2nd	Fast	Bench
WAGNER	22	12	9	2	8
ODU	20	22	10	15	

Score tied - 4 times.
 Lead changed - 5 times.

MIAMI 61 • OLD DOMINION 35 NORFOLK, VA • TED CONSTANT CENTER

Official Basketball Box Score -- Game Totals -- Final Statistics
Miami vs Old Dominion
11/17/15 7:00 PM at Norfolk, Va.

Miami 61 • 3-0

##	Player	Total			3-Ptr			Rebounds			PF	TP	A	TO	Blk	Stl	Min
		FG-FGA	FG-FGA	FT-FTA	FG-FGA	FG-FGA	FT-FTA	Off	Def	Tot							
20	Keyona Hayes	f	2-6	0-0	2-2	2	2	4	2	6	0	0	0	2	23		
30	Erykah Davenport	f	5-6	0-0	0-2	2	7	9	3	10	0	1	0	1	25		
03	Jessica Thomas	g	0-9	0-6	1-4	0	3	3	3	1	2	3	0	2	31		
10	Michelle Woods	g	0-5	0-3	2-2	1	6	7	3	2	4	1	0	1	30		
23	Adrienne Motley	g	10-17	2-5	0-0	3	1	4	1	22	2	0	0	1	34		
00	Keyanna Harris	g	1-4	0-3	0-0	0	1	1	4	2	1	0	0	0	9		
01	Laura Cornelius	g	3-7	2-4	0-0	0	4	4	2	8	5	4	0	1	14		
21	Emese Hof	g	4-7	0-0	0-0	3	5	8	2	8	1	1	2	3	16		
22	Zada Williams	g	0-0	0-0	0-0	1	0	1	0	0	0	0	0	0	3		
25	Khaila Prather	g	1-7	0-0	0-0	3	2	5	1	2	0	0	0	0	15		
	Team					4	2	6									
	Totals		26-68	4-21	5-10	19	33	52	21	61	15	12	2	11	200		

1st - FG %:	7-16	43.8%	2nd - 6-22	27.3%	3rd - 8-17	47.1%	4th - 5-13	38.5%	Game:	26-68	38.2%	Rebounds	
3FG %:	2-6	33.3%	0-5	0.0%	2-7	28.6%	0-3	0.0%		4-21	19.0%	Deadball	
FT %:	2-4	50.0%	2-2	100.0%	0-2	0.0%	1-2	50.0%		5-10	50.0%	Rebounds	3

</

MARYLAND 95 • OLD DOMINION 49 ST. THOMAS, VIRGIN ISLANDS • UNIV. VIRGIN ISLANDS

Official Basketball Box Score -- Game Totals -- Final Statistics
Old Dominion vs Maryland
11/26/15 6:45 p.m.AST at St. Thomas, U.S. Virgin Islands

Old Dominion 49 • 1-4

#	Player	Total			3-Ptr			Rebounds			PF	TP	A	TO	Blk	Stl	Min
		FG-FGA	FG-FGA	FT-FTA	FG-FGA	FG-FGA	FT-FTA	Off	Def	Tot							
40	YOUNG, Destinee	f	2-10	0-0	2-2	3	4	7	2	6	0	0	0	0	0	27	
23	AJEMBA, Ije	c	2-8	0-0	1-6	5	2	7	5	5	0	4	1	0	0	28	
02	TIMMONS, Makayla	g	0-4	0-2	0-0	0	2	2	1	0	0	0	1	0	14		
20	BROWN, Keyana	g	0-5	0-4	2-2	0	1	1	2	2	0	1	0	0	16		
25	SIMMS, Jennie	g	7-20	1-7	8-12	2	4	6	3	23	3	3	0	2	32		
00	KEMP, Rhaven	g	0-3	0-1	0-0	1	0	1	5	0	0	1	0	1	11		
03	BERNARDECO, Carolina	g	0-2	0-0	0-0	0	0	0	1	0	1	1	0	0	14		
05	SMITH, Gianna	g	2-7	1-2	0-0	1	2	3	3	5	1	1	0	0	18		
14	HOLOPAINEN, Annika	g	2-6	2-4	0-0	3	0	3	3	6	1	0	0	0	25		
24	YOUNGER, LaQuanda	g	1-5	0-2	0-0	1	0	1	0	2	0	0	0	0	8		
30	JACKSON, Ashley	g	0-0	0-0	0-0	1	0	1	0	0	0	2	0	0	7		
	Team					3	3	6									
	Totals		16-70	4-22	13-22	20	18	38	25	49	6	13	2	3	200		
	1st - FG %:	3-17	17.6%	2nd: 6-18	33.3%	3rd: 6-24	25.0%	4th: 1-11	9.1%	Game:	16-70	22.9%	Deadball				
	3FG %:	0-2	0.0%	2-5	40.0%	2-9	22.2%	0-6	0.0%		14-22	63.6%	Rebounds				
	FT %:	0-0	0.0%	4-8	50.0%	2-6	33.3%	7-8	87.5%		13-22	59.1%	7,1				

Maryland 95 • 4-0

#	Player	Total			3-Ptr			Rebounds			PF	TP	A	TO	Blk	Stl	Min
		FG-FGA	FG-FGA	FT-FTA	FG-FGA	FG-FGA	FT-FTA	Off	Def	Tot							
01	GILLESPIE, Kiah	f	3-9	1-5	1-2	1	3	4	3	8	0	1	0	1	0	20	
42	JONES, Brionna	c	5-8	0-0	0-0	4	8	12	3	10	2	2	1	0	21		
02	LESLIE, Kiara	g	0-2	0-1	1-2	1	1	2	0	1	0	0	0	0	12		
15	PAVLECH, Chloe	g	1-3	0-2	0-0	0	1	1	0	2	2	1	0	0	22		
32	WALKER-KIMBROUGH, g	g	6-7	2-2	2-3	0	3	3	3	16	5	2	0	2	23		
00	ELLISON, Aja	g	0-0	0-0	0-0	0	1	1	0	0	0	0	0	0	3		
03	MOSELEY, Brene	g	10-12	2-3	4-6	0	0	0	4	26	4	3	0	3	26		
05	HOWARD, Malina	g	1-3	0-0	3-4	1	6	7	4	5	0	2	0	0	15		
12	CONFROY, Kristen	g	3-12	1-5	0-0	4	1	5	2	7	1	1	0	0	22		
22	PFIRMAN, Tierney	g	2-2	1-1	3-3	0	1	1	2	8	0	0	0	0	7		
33	HARRISON, A'Lexus	g	1-1	0-0	2-3	0	1	1	1	4	0	0	0	0	9		
34	FRASER, Brianna	g	2-7	0-0	4-4	3	2	5	2	8	1	2	1	0	20		
	Team					2	7	9									
	Totals		34-66	7-19	20-27	16	35	51	25	95	15	14	2	6	200		
	1st - FG %:	11-17	64.7%	2nd: 7-17	41.2%	3rd: 8-14	57.1%	4th: 8-18	44.4%	Game:	34-66	51.5%	Deadball				
	3FG %:	3-6	50.0%	3-7	42.9%	1-3	33.3%	0-3	0.0%		7-19	36.8%	Rebounds				
	FT %:	5-8	62.5%	1-2	50.0%	12-14	85.7%	2-3	66.7%		20-27	74.1%	4,1				

Officials: Technical fouls: Old Dominion-None. Maryland-None.
Attendance: 2015 U.S. Virgin Islands Paradise Jam Men's Basketball Tournament.
Presented by Basketball Travelers

Score by periods	1st	2nd	3rd	4th	Total
Old Dominion	6	18	16	9	49
Maryland	30	18	29	18	95

Last FG - ODU 4th-01:07, UMD 4th-01:32.
Largest lead - ODU None, UMD by 47 4th-01:32.
ODU led for 00:00. UMD led for 38:21. Game was tied for 01:39.

Score tied - 0 times.
Lead changed - 0 times.

PITTSBURGH 67 • OLD DOMINION 58 ST. THOMAS, VIRGIN ISLANDS • UNIV. VIRGIN ISLANDS

Official Basketball Box Score -- Game Totals -- Final Statistics
Pittsburgh vs Old Dominion
11/27/15 9:00 p.m.AST at St. Thomas, U.S. Virgin Islands

Pittsburgh 67 • 4-1

#	Player	Total			3-Ptr			Rebounds			PF	TP	A	TO	Blk	Stl	Min
		FG-FGA	FG-FGA	FT-FTA	FG-FGA	FG-FGA	FT-FTA	Off	Def	Tot							
12	DIOPI, Yacine	f	6-13	1-2	0-0	2	6	8	2	13	1	2	1	1	33		
32	WALTERS, Kailista	f	5-9	0-0	1-2	2	4	6	3	11	0	1	0	2	33		
35	CAREY, Stasha	f	3-6	1-1	2-2	1	2	3	3	9	2	3	0	1	26		
50	WISE, Brenna	f	2-6	1-2	3-4	4	1	5	1	8	2	1	1	0	27		
02	BUGG, Aysia	g	6-8	5-5	1-4	0	1	1	3	18	3	1	0	0	36		
05	BRADLEY, Kauai	g	0-3	0-1	0-0	0	0	0	2	0	0	0	0	0	8		
10	WALSH, Cassidy	g	0-0	0-0	0-0	0	0	0	0	0	0	0	0	1	1		
14	POTVIN, Fred	g	0-2	0-0	0-0	1	1	2	0	0	1	1	0	1	10		
22	GIBBS, Destinie	g	2-3	0-0	2-2	0	1	1	2	6	1	1	0	0	9		
25	GORDON, Brittany	g	1-2	0-0	0-0	0	0	0	0	2	3	3	0	2	17		
	Team					2	1	3									
	Totals		25-52	8-11	9-14	12	17	29	16	67	13	14	2	8	200		
	1st - FG %:	7-18	38.9%	2nd: 9-13	69.2%	3rd: 6-11	54.5%	4th: 3-10	30.0%	Game:	25-52	48.1%	Deadball				
	3FG %:	0-1	0.0%	4-4	100.0%	2-3	66.7%	2-3	66.7%		8-11	72.7%	Rebounds				
	FT %:	0-0	0.0%	0-0	0.0%	0-0	0.0%	9-14	64.3%		9-14	64.3%	2,1				

Old Dominion 58 • 1-5

#	Player	Total			3-Ptr			Rebounds			PF	TP	A	TO	Blk	Stl	Min
		FG-FGA	FG-FGA	FT-FTA	FG-FGA	FG-FGA	FT-FTA	Off	Def	Tot							
40	YOUNG, Destinee	f	4-7	0-0	5-5	1	5	6	3	13	0	0	0	0	29		
23	AJEMBA, Ije	c	3-5	0-0	0-0	1	1	2	2	6	1	1	0	1	30		
00	KEMP, Rhaven	g	0-0	0-0	0-0	0	0	0	0	2	0	0	0	0	13		
20	BROWN, Keyana	g	5-5	5-5	0-0	0	0	0	0	15	1	2	0	0	20		
25	SIMMS, Jennie	g	5-16	1-5	6-6	1	7	8	5	17	9	2	0	1	39		
02	TIMMONS, Makayla	g	2-5	1-2	0-0	1	2	3	4	5	0	2	0	2	24		
03	BERNARDECO, Carolina	g	0-1	0-0	0-0	0	0	0	0	0	1	1	0	0	4		
05	SMITH, Gianna	g	1-4	0-0	0-0	0	1	1	0	2	0	0	0	2	21		
14	HOLOPAINEN, Annika	g	0-2	0-1	0-0	1	0	1	0	0	0	3	0	0	10		
24	YOUNGER, LaQuanda	g	0-1	0-0	0-0	0	1	1	0	0	0	0	0	0	7		
30	JACKSON, Ashley	g	0-0	0-0	0-0	0	0	0	0	0	0	0	0	0	3		
	Team					2	1	3									
	Totals		20-46	7-13	11-11	7	18	25	17	58	12	16	0	6	200		
	1st - FG %:	5-10	50.0%	2nd: 4-9	44.4%	3rd: 6-12	50.0%	4th: 5-15	33.3%	Game:	20-46	43.5%	Deadball				
	3FG %:	2-3	66.7%	2-3	66.7%	2-3	66.7%	1-4	25.0%		7-13	53.8%	Rebounds				
	FT %:	6-6	100.0%	5-5	100.0%	0-0	0.0%	0-0	0.0%		11-11	100.0%	1				

Officials: Geraldine Smith, Ryan Durham, Denise Brooks
Technical fouls: Pittsburgh-None. Old Dominion-None.
Attendance: 1425
2015 U.S. Virgin Islands Paradise Jam Women's Basketball Tournament,
REEF Division
PRESENTED BY BASKETBALL TRAVELERS

Score by periods	1st	2nd	3rd	4th	Total
Pittsburgh	12	22	14	17	67
Old Dominion	18	15	14	11	58

Last FG - UP 4th-01:23, ODU 4th-00:43.
Largest lead - UP by 10 2nd-03:51, ODU by 4 1st-00:38.
UP led for 29:59. ODU led for 05:27. Game was tied for 04:23.

Score tied - 7 times.
Lead changed - 6 times.

SDSU 71 • OLD DOMINION 39 ST. THOMAS, VIRGIN ISLANDS • UNIV. VIRGIN ISLANDS

Official Basketball Box Score -- Game Totals -- Final Statistics
Old Dominion vs South Dakota State
11/28/15 6:45 p.m.AST at St. Thomas, U.S. Virgin Islands

Old Dominion 39 • 1-6

#	Player	Total			3-Ptr			Rebounds			PF	TP	A	TO	Blk	Stl	Min
		FG-FGA	FG-FGA	FT-FTA	FG-FGA	FG-FGA	FT-FTA	Off	Def	Tot							
14	HOLOPAINEN, Annika	f	5-16	0-4	0-1	2	0	2	1	10	0	0	0	0	35		
20	BROWN, Keyana	f	3-7	1-4	0-0	2	3	5	1	7	2	1	0	3	28		
40	YOUNG, Destinee	f	4-10	0-0	2-2	2	5	7	2	10	2	3	1	0	35		
02	TIMMONS, Makayla	g	2-7	1-4	0-0	0	0	0	1	5	1	4	0	1	26		
05	SMITH, Gianna	g	0-5	0-2	1-2	1	4	5	3	1	0	1	0	1	24		
00	KEMP, Rhaven	g	0-2	0-0	0-0	0	2	2	0	0	0	1	0	0	10		
03	BERNARDECO, Carolina	g	0-2	0-2	0-0	0	1	1	0	0							

OLD DOMINION 83 • HOWARD 64 WASHINGTON, DC • BURR GYMNASIUM

Official Basketball Box Score -- Game Totals -- Final Statistics
Old Dominion vs HOWARD
12/15/15 5:00 P.M. at Washington, D.C. - Burr Gymnasium

Old Dominion 83 • 3-6

##	Player	Total			3-Ptr			Rebounds			PF	TP	A	TO	Blk	Stl	Min
		FG-FGA	FG-FGA	FT-FTA	FG-FGA	FG-FGA	FT-FTA	Off	Def	Tot							
02	TIMMONS, Makayla	* 1-3	0-1	0-0	1	1	2	1	2	1	2	2	1	0	0	17	
05	SMITH, Gianna	* 6-12	1-4	4-6	0	2	2	1	17	3	0	0	0	1	28		
14	HOLOPAINEN, Annika	* 7-9	1-1	2-2	1	1	2	2	17	0	4	0	0	0	20		
20	BROWN, Keyana	* 3-11	0-6	1-2	3	3	6	2	7	1	0	1	1	20			
40	YOUNG, Destinee	* 7-14	0-1	3-5	1	10	11	3	17	0	2	4	2	33			
00	KEMP, Rhaven	0-1	0-0	0-0	0	0	0	1	0	1	0	0	0	6			
03	BERNARDECO, Carolina	3-4	2-3	0-0	0	2	2	1	8	5	2	0	2	30			
24	YOUNGER, LaQuanda	3-5	0-2	3-3	0	4	4	2	9	2	1	2	2	27			
30	JACKSON, Ashley	3-5	0-0	0-0	3	3	6	4	6	2	2	1	0	19			
	Team				0	0	0										
	Totals	33-64	4-18	13-18	9	26	35	17	83	16	12	8	8	200			

1st - FG %: 6-15 40.0% 2nd: 10-18 55.6% 3rd: 8-18 44.4% 4th: 9-13 69.2% Game: 33-64 51.6% Deadball
 3FG %: 0-4 0.0% 1-5 20.0% 2-6 33.3% 1-3 33.3% 4-18 22.2% 2-4 50.0% 1-5 20.0%
 FT %: 0-4 0.0% 2-2 100.0% 5-6 83.3% 6-6 100.0% 13-18 72.2%

HOWARD 64 • 2-10

##	Player	Total			3-Ptr			Rebounds			PF	TP	A	TO	Blk	Stl	Min
		FG-FGA	FG-FGA	FT-FTA	FG-FGA	FG-FGA	FT-FTA	Off	Def	Tot							
10	DOPSON,Tajzhane	* 2-4	0-0	0-0	2	6	8	1	4	3	3	0	3	22			
22	GONZALES,Victoria	* 5-18	0-0	9-14	6	1	7	3	19	0	7	1	1	35			
23	BROWN,Essence	* 1-10	1-5	1-2	2	5	7	1	4	4	2	0	0	24			
31	THOMAS,Kiana	* 1-3	0-0	0-0	4	3	7	2	2	0	0	0	1	35			
35	JOHNSON,Sydni	* 7-11	1-2	2-3	1	3	4	3	17	1	1	0	1	39			
04	TARVER,Shaylon	3-9	1-5	6-7	0	4	4	3	13	3	1	0	0	29			
11	MORRISON,Allese	2-5	0-0	1-1	1	1	2	1	5	1	3	0	0	14			
13	SHUMATE,Da'Shae	0-1	0-0	0-0	1	0	1	0	0	0	0	0	0	2			
	Team				3	0	3										
	Totals	21-61	3-12	19-27	20	23	43	14	64	12	18	1	6	200			

1st - FG %: 6-15 40.0% 2nd: 7-14 50.0% 3rd: 5-12 41.7% 4th: 3-20 15.0% Game: 21-61 34.4% Deadball
 3FG %: 0-2 0.0% 2-3 66.7% 0-0 0.0% 1-7 14.3% 3-12 25.0% 0-1 0.0% 0-0 0.0%
 FT %: 0-0 0.0% 6-12 50.0% 8-9 88.9% 5-6 83.3% 19-27 70.4%

Officials: William Smith(R), Ryan Freeman(U1), Shuntavia Smith(U2)
 Technical fouls: Old Dominion-None. HOWARD-GONZALES,Victoria.
 Attendance: 105

Score by periods	1st	2nd	3rd	4th	Total
Old Dominion	12	23	23	25	83
HOWARD	12	22	18	12	64

Last FG - ODU 4th-00:30, HOWW 4th-05:46.
 Largest lead - ODU by 19 4th-00:30, HOWW by 4 1st-05:01.
 ODU led for 31:35. HOWW led for 03:03. Game was tied for 05:22.

Points	In	Off	2nd	Fast	Bench
ODU	46	26	8	14	23
HOWW	31	13	13	9	18

Score tied - 7 times.
 Lead changed - 8 times.

VCU 74 • OLD DOMINION 54 RICHMOND, VA • STUART C. SIEGEL CENTER

Official Basketball Box Score -- Game Totals -- Final Statistics
Old Dominion vs VCU
12/19/16 7:30 p.m. at Stuart C. Siegel Center, Richmond, Va.

Old Dominion 54 • 3-7

##	Player	Total			3-Ptr			Rebounds			PF	TP	A	TO	Blk	Stl	Min
		FG-FGA	FG-FGA	FT-FTA	FG-FGA	FG-FGA	FT-FTA	Off	Def	Tot							
03	BERNARDECO, Carolina	* 1-4	0-2	0-0	1	1	2	1	2	1	2	6	1	0	1	32	
05	SMITH, Gianna	* 2-6	0-1	2-2	1	2	3	1	6	0	3	0	2	22			
14	HOLOPAINEN, Annika	* 4-7	2-4	0-0	1	1	2	1	10	1	2	0	0	19			
20	BROWN, Keyana	* 5-10	3-7	0-0	0	5	5	3	13	0	3	0	1	26			
40	YOUNG, Destinee	* 5-10	0-0	4-6	2	2	4	5	14	0	1	0	0	30			
00	KEMP, Rhaven	1-4	0-0	0-0	1	1	2	1	2	1	2	0	1	8			
02	TIMMONS, Makayla	0-0	0-0	0-0	0	0	0	2	0	0	0	0	0	5			
24	YOUNGER, LaQuanda	0-1	0-0	0-0	0	0	0	1	0	0	1	0	1	23			
25	SIMMS, Jennie	1-7	0-2	0-0	0	3	3	5	2	0	5	0	0	21			
30	JACKSON, Ashley	2-2	0-0	1-2	1	1	2	0	5	0	1	0	0	14			
	Team				1	1	2										
	Totals	21-51	5-16	7-10	8	17	25	20	54	8	19	0	6	200			

1st - FG %: 6-15 40.0% 2nd: 4-10 40.0% 3rd: 5-12 41.7% 4th: 6-14 42.9% Game: 21-51 41.2% Deadball
 3FG %: 1-4 25.0% 1-3 33.3% 2-4 50.0% 1-5 20.0% 5-16 31.3% 3-14 21.4%
 FT %: 1-2 50.0% 1-2 50.0% 0-0 0.0% 5-6 83.3% 7-10 70.0%

VCU 74 • 9-2

##	Player	Total			3-Ptr			Rebounds			PF	TP	A	TO	Blk	Stl	Min
		FG-FGA	FG-FGA	FT-FTA	FG-FGA	FG-FGA	FT-FTA	Off	Def	Tot							
03	OGUNNORIN, Jessica	f 4-7	0-0	4-7	4	5	9	2	12	1	1	1	0	26			
20	ALAEZE, Adaeze	f 5-12	0-0	2-2	2	3	5	1	12	2	3	0	1	28			
00	PEGRAM, Ashley	g 4-10	0-2	2-3	2	3	5	2	10	0	2	0	0	28			
34	ROBINSON, Keira	g 2-6	0-1	2-2	0	3	3	6	5	3	0	1	24				
45	THORPE, Isis	g 1-6	1-3	2-3	2	1	3	3	5	1	2	1	24				
05	CLAY, Chadarryl	3-7	1-2	4-4	1	0	1	11	3	2	0	1	20				
21	MITCHELL, Ashlee	1-1	0-0	2-2	1	0	1	3	4	1	0	0	4				
22	STRONG, Katherine	0-0	0-0	0-0	0	0	0	0	0	0	0	0	4				
25	BRELOVE, Curteeona	7-13	0-0	0-0	7	4	11	1	14	0	0	0	0	20			
55	ROYSTER, Melanie	0-0	0-0	0-0	0	0	0	1	0	0	0	0	0	6			
	Team				0	5	5										
	Totals	27-62	2-8	18-23	19	24	43	17	74	13	13	2	9	200			

1st - FG %: 7-18 38.9% 2nd: 6-14 42.9% 3rd: 7-18 38.9% 4th: 7-12 58.3% Game: 27-62 43.3% Deadball
 3FG %: 1-4 25.0% 1-3 33.3% 0-1 0.0% 0-0 0.0% 2-8 25.0%
 FT %: 4-4 100.0% 3-5 60.0% 7-7 100.0% 4-7 57.1% 18-23 78.3%

Officials: Angelic Suffren, Tony Lippe, Regina Smith
 Technical fouls: Old Dominion-None. VCU-None.
 Attendance: 1242

Score by periods	1st	2nd	3rd	4th	Total
Old Dominion	14	10	12	18	54
VCU	19	16	21	18	74

Last FG - ODU 4th-00:00, VCU 4th-00:55.
 Largest lead - ODU by 1 1st-06:22, VCU by 25 4th-04:37.
 ODU led for 01:29. VCU led for 36:14. Game was tied for 02:17.

Points	In	Off	2nd	Fast	Bench
VCU	22	9	10	6	9
VCU	36	28	20	2	29

Score tied - 1 time.
 Lead changed - 4 times.

OLD DOMINION 69 • UMES 52 PRINCESS ANNE, MD. • HYTCHE ARENA

Official Basketball Box Score -- Game Totals -- Final Statistics
Old Dominion vs Univ. of MD Eastern Shore
12/22/15 2:00 p.m. at Princess Anne, Md.

Old Dominion 69 • 4-7

##	Player	Total			3-Ptr			Rebounds			PF	TP	A	TO	Blk	Stl	Min
		FG-FGA	FG-FGA	FT-FTA	FG-FGA	FG-FGA	FT-FTA	Off	Def	Tot							
14	HOLOPAINEN, Annika	f 0-2	0-1	0-0	1	5	6	0	0	0	0	0	2	26			
40	YOUNG, Destinee	f 6-13	0-0	4-4	5	4	9	2	16	1	1	2	1	35			
03	BERNARDECO, Carolina	g 0-4	0-1	0-0	0	1	1	3	0	5	1	1	20				
20	BROWN, Keyana	g 4-8	3-6	1-1	0	0	0	1	12	1	1	0	0	22			
25	SIMMS, Jennie	g 7-13	1-4	4-4	1	5	6	4	19	2	2	1	2	31			
00	KEMP, Rhaven	0-0	0-0	0-0	0	0	0	0	0	0	0	0	0	2			
02	TIMMONS, Makayla	2-5	0-2	1-2	0	1	1	1	5	1	2	0	0	20			
05	SMITH, Gianna	3-7	2-2	0-0	1	0	1	4	8	0	2	0	0	15			
11	DANIELS, Aneesah	0-2	0-0	0-0	0	1	1	2	0	0	1	0	0	2			
24	YOUNGER, LaQuanda	2-5	2-4	0-0	1	3	4	3	6	0	2	0	0	15			
30	JACKSON, Ashley	1-4	0-0	1-2	1	2	3	2	3	1	0	0	1	13			
	Team				2	5	7										
	Totals	25-63	8-20	11-13	12	27	39	22	69	11	12	4	7	200			

1st - FG %: 6-16 37.5% 2nd: 7-17 41.2% 3rd: 7-15 46.7% 4th: 5-15 33.3% Game: 25-63 39.7% Deadball
 3FG %: 1-5 20.0% 1-3 33.3% 3-6 50.0% 8-20 40.0%
 FT %: 1-1 100.0% 7-8 87.5% 3-4 75.0% 0-0 0.0% 11-13 84.6%

Univ. of MD Eastern Shore 52 • 3-10

##	Player	Total			3-Ptr			Rebounds			PF	TP	A	TO	Blk	Stl	Min
		FG-FGA	FG-FGA	FT-FTA	FG-FGA	FG-FGA	FT-FTA	Off	Def	Tot							
23	KELLY, Taryana	f 6-10	0-0	3-8	8	3	11	1	15	0	5	0	1	35			
55	THOMPSON, Taylor	c 4-9	1-4	2-2	0	2	2	1	11	0	2	0	0	23			
02	BYROM, Ciani	g 4-11	0-1	4-7	1	4	5	2	12	5	2	0					

OLD DOMINION 71 • CHARLOTTE 59 CHARLOTTE, N.C. • HALTON ARENA

Official Basketball Box Score -- Game Totals -- Final Statistics

Old Dominion vs Charlotte
01/03/16 1:00 PM at Halton Arena

Old Dominion 71 • 5-8, 1-0 C-USA

#	Player	Total			3-Ptr			Rebounds			PF	TP	A	TO	Blk	Stl	Min
		FG	FGA	FT	FTA	FG	FGA	FT	FTA	Off							
14	HOLOPAINEN, Annika	f	6-9	2-4	2-3	1	2	3	2	16	1	2	0	0	0	27	
40	YOUNG, Destinee	f	6-15	0-1	1-2	1	10	11	1	13	1	3	0	2	32		
03	BERNARDECO, Carolina	g	2-6	1-3	2-4	1	1	2	1	7	3	4	0	0	29		
20	BROWN, Keyana	g	2-7	0-3	1-2	3	2	5	0	5	2	0	1	3	32		
25	SIMMS, Jennie	g	8-18	0-2	2-3	1	4	5	3	18	1	3	1	1	31		
02	TIMMONS, Makayla	g	2-3	1-1	3-5	0	0	0	3	8	2	2	0	2	13		
05	SMITH, Gianna	g	0-1	0-1	0-0	1	0	1	0	0	1	0	0	0	6		
23	AJEMBA, Ije	g	2-6	0-0	0-0	5	4	9	1	4	0	1	1	2	21		
30	JACKSON, Ashley	g	0-0	0-0	0-0	0	1	1	1	0	1	2	0	0	9		
Team						5	4	9									
Totals			28-65	4-15	11-19	18	28	46	12	71	12	17	3	10	200		

1st - FG %:	11-19	57.9%	2nd:	6-11	54.5%	3rd:	5-21	23.8%	4th:	6-14	42.9%	Game:	28-65	43.1%	Deadball	
3FG %:	1-5	20.0%	3-5	60.0%	0-4	0.0%	0-1	0.0%	4-15	26.7%	0-1	0.0%	3-3	100.0%	3-7	42.9%
FT %:	1-2	50.0%	0-0	0.0%	1-2	50.0%	9-15	60.0%	11-19	57.9%	1-1	100.0%	7-8	87.5%	2-2	100.0%

Charlotte 59 • 7-5, 0-1 C-USA

#	Player	Total			3-Ptr			Rebounds			PF	TP	A	TO	Blk	Stl	Min
		FG	FGA	FT	FTA	FG	FGA	FT	FTA	Off							
20	GORDON, Kira	f	7-15	1-4	1-4	5	4	9	1	16	1	4	1	0	35		
32	ALEXANDER, Alexis	f	5-10	0-0	0-0	2	5	7	5	10	0	3	1	0	35		
01	GREGORY, Ciara	g	2-10	1-6	0-0	0	1	1	1	5	0	0	0	0	23		
04	RAVENTOS, Laia	g	2-9	0-2	3-4	0	5	5	4	7	3	7	0	4	31		
21	WEBSTER, Lefty	g	5-13	3-5	2-2	4	1	5	4	15	5	2	0	5	37		
00	RANSOM, Amaya	g	0-0	0-0	0-0	0	0	0	0	0	0	0	0	0	2		
11	DEMPESEY, Griffin	g	0-1	0-1	0-0	0	0	0	2	0	0	0	0	0	5		
23	OLLEY, Kenya	g	1-3	0-0	0-0	0	1	1	0	2	0	0	1	0	11		
24	HUNTER, Grace	g	2-7	0-1	0-0	4	2	6	1	4	1	0	0	2	21		
Team						2	3	5									
Totals			24-68	5-19	6-10	17	22	39	18	59	11	16	3	11	200		

1st - FG %:	7-18	38.9%	2nd:	6-17	35.3%	3rd:	3-13	23.1%	4th:	8-20	40.0%	Game:	24-68	35.3%	Deadball	
3FG %:	2-4	50.0%	2-7	28.6%	0-2	0.0%	1-6	16.7%	5-19	26.3%	0-0	0.0%	3-3	100.0%	3-24	12.5%
FT %:	0-0	0.0%	2-2	100.0%	0-0	0.0%	4-8	50.0%	6-10	60.0%	0-0	0.0%	2-4	50.0%	2-4	50.0%

Officials: Kylie Galloway, Karen Gruca, Wesley Carter
Technical fouls: Old Dominion-None. Charlotte-None.
Attendance: 682

Score by periods	1st	2nd	3rd	4th	Total
Old Dominion	24	15	11	21	71
Charlotte	16	16	6	21	59

Last FG - ODU 4th-00:16, CHA 4th-00:21.
Largest lead - ODU by 12 3rd-01:24, CHA None.
ODU led for 39:09. CHA led for 00:00. Game was tied for 00:22.

Points	In	Off	2nd	Fast	Bench
ODU	36	14	20	6	12
CHA	28	21	15	9	6

Score tied - 0 times.
Lead changed - 0 times.

LA TECH 69 • OLD DOMINION 51 NORFOLK, VA. • TED CONSTANT CENTER

Official Basketball Box Score -- Game Totals -- Final Statistics

LA Tech vs Old Dominion
1/7/16 7:02 PM at Norfolk, Va.

LA Tech 69 • 6-7, 1-1

#	Player	Total			3-Ptr			Rebounds			PF	TP	A	TO	Blk	Stl	Min
		FG	FGA	FT	FTA	FG	FGA	FT	FTA	Off							
24	DAVENPORT, Tiara	f	0-4	0-1	0-0	0	1	1	2	0	0	1	0	0	10		
32	MOTEN, Kevione	f	2-4	0-0	1-2	1	3	4	3	5	0	1	1	2	25		
02	VASQUEZ, Rochelle	g	2-4	1-2	2-2	1	5	6	2	7	2	3	0	1	38		
12	PUMROY, Brooke	g	5-8	2-3	6-6	0	2	2	3	18	4	2	0	1	35		
30	SANTOS, Ashley	g	1-6	0-1	3-4	2	4	6	4	5	1	3	0	1	26		
22	LEBLANC, Jasmine	g	3-7	0-0	5-6	1	7	8	3	11	1	2	1	2	21		
23	CLEAVER, Reauna	g	0-0	0-0	0-0	0	1	1	1	0	0	1	1	0	12		
25	WINGATE, Brandi	g	9-13	0-0	5-7	0	7	7	4	23	1	4	0	0	34		
Team						1	5	6									
Totals			22-46	3-7	22-27	6	35	41	22	69	9	17	3	7	201		

1st - FG %:	4-14	28.6%	2nd:	7-9	77.8%	3rd:	4-12	33.3%	4th:	7-11	63.6%	Game:	22-46	47.8%	Deadball	
3FG %:	0-2	0.0%	3-3	100.0%	0-1	0.0%	0-1	0.0%	9-13	69.2%	3-7	42.9%	3-7	42.9%	Rebounds	4
FT %:	4-4	100.0%	7-8	87.5%	2-2	100.0%	1-10	10.0%	9-13	69.2%	22-27	81.5%				

Old Dominion 51 • 5-9, 1-1

#	Player	Total			3-Ptr			Rebounds			PF	TP	A	TO	Blk	Stl	Min
		FG	FGA	FT	FTA	FG	FGA	FT	FTA	Off							
14	HOLOPAINEN, Annika	f	1-5	1-3	0-0	3	1	4	2	3	0	1	1	0	22		
40	YOUNG, Destinee	f	2-15	0-0	1-8	5	3	8	3	5	0	1	0	1	36		
03	BERNARDECO, Carolina	g	0-2	0-2	0-0	1	0	1	2	0	1	1	0	1	12		
01	BROWN, Keyana	g	2-10	2-10	0-0	2	3	5	3	6	1	1	0	2	28		
25	SIMMS, Jennie	g	10-23	0-6	4-9	3	5	8	3	24	1	5	0	0	38		
00	KEMP, Rhaven	g	0-2	0-0	0-0	1	1	2	4	0	0	0	0	0	7		
02	TIMMONS, Makayla	g	1-4	0-2	0-0	0	0	0	1	2	3	2	0	0	16		
05	SMITH, Gianna	g	0-0	0-0	0-0	0	0	0	0	0	0	0	0	0	3		
23	AJEMBA, Ije	g	1-4	0-0	3-4	5	1	6	2	5	0	2	0	1	23		
30	JACKSON, Ashley	g	3-4	0-1	0-0	1	1	2	2	6	1	0	0	1	15		
Team						0	4	4									
Totals			20-69	3-24	8-21	21	19	40	22	51	7	13	1	6	200		

1st - FG %:	3-16	18.8%	2nd:	7-15	46.7%	3rd:	5-17	29.4%	4th:	5-21	23.8%	Game:	20-69	29.0%	Deadball	
3FG %:	1-5	20.0%	1-3	33.3%	0-6	0.0%	1-10	10.0%	3-24	12.5%	8-21	38.1%	8-21	38.1%	Rebounds	6
FT %:	2-2	100.0%	2-4	50.0%	2-4	50.0%	2-11	18.2%								

Officials: Timothy Bryant, Talisa Green, An-Jamilah Gregory
Technical fouls: LA Tech-None. Old Dominion-None.
Attendance: 1718

Score by periods	1st	2nd	3rd	4th	Total
LA Tech	12	24	10	23	69
Old Dominion	9	17	12	13	51

Last FG - LATECH 4th-00:52, ODU 4th-01:46.
Largest lead - LATECH by 19 4th-00:52, ODU None.
LATECH led for 37:35. ODU led for 00:00. Game was tied for 02:25.

Points	In	Off	2nd	Fast	Bench
LATECH	24	15	6	2	34
ODU	24	7	9	0	13

Score tied - 0 times.
Lead changed - 0 times.

OLD DOMINION 53 • SOUTHERN MISS 45 NORFOLK, VA. • TED CONSTANT CENTER

Official Basketball Box Score -- Game Totals -- Final Statistics

Southern Miss vs Old Dominion
1/9/16 4:00 PM at Norfolk, Va.

Southern Miss 45 • 8-6, 1-2

#	Player	Total			3-Ptr			Rebounds			PF	TP	A	TO	Blk	Stl	Min
		FG	FGA	FT	FTA	FG	FGA	FT	FTA	Off							
21	KING, Jayla	f	1-4	0-2	0-2	3	3	6	0	2	1	1	4	0	26		
15	JENKINS, Caitlin	c	4-11	0-0	1-1	6	5	11	5	9	0	3	1	0	26		
01	VEIGA, Tajanay	g	2-5	1-2	0-0	2	1	3	5	5	0	3	0	1	30		
03	JEWETT-GILES, Keri	g	1-2	0-0	0-0	0	0	0	1	2	0	1	0	2	17		
12	DINKINS, Brittanny	g	4-13	0-2	2-2	0	3	3	4	10	5	1	0	3	38		
02	COTTON, Lashya	g	2-6	0-1	2-2	0	3	3	3	6	1	1	1	0	20		
10	CLEMONS, Jerontay	g	4-13	0-0	3-7	1	2	3	2	11	0	4	0	1	29		
24	NORRIS, Brittny	g	0-2	0-1	0-0	0	1	1	0	0	0	0	0	3	6		
44	WILSON, Shayla	g	0-0	0-0	0-0	0	1	1	0	0							

OLD DOMINION 61 • MIDDLE TENNESSEE 58
MURFREESBORO, TENN. • MURPHY CENTER

Official Basketball Box Score -- Game Totals -- Final Statistics
Old Dominion vs Middle Tennessee
01/16/16 6:00 PM at Murfreesboro, Tenn.

Old Dominion 61 • 7-10, 3-2

##	Player	Total	3-Ptr			Rebounds			PF	TP	A	TO	Blk	Stl	Min
			FG-FGA	FG-FGA	FT-FTA	Off	Def	Tot							
40	YOUNG, Destinee	f	5-9	0-1	0-0	1	10	11	3	10	0	2	0	0	28
23	AJEMBA, Ije	c	4-7	0-0	1-2	3	9	12	5	9	0	2	0	6	33
03	BERNARDECO, Carolina	g	2-3	1-1	0-0	0	0	0	1	5	4	6	0	0	14
25	SIMMS, Jennie	g	7-8	1-2	2-3	0	3	3	5	17	4	5	2	1	32
30	JACKSON, Ashley	g	4-5	0-0	0-0	3	0	3	1	8	1	1	0	0	22
00	KEMP, Rhaven	g	1-1	0-0	0-0	0	1	1	2	2	0	1	0	0	4
02	TIMMONS, Makayla	g	2-8	1-4	0-0	1	4	5	1	5	3	5	0	2	25
14	HOLOPAINEN, Annika	g	1-4	0-3	0-0	0	0	0	1	2	0	1	1	0	17
20	BROWN, Keyana	g	1-3	1-3	0-0	1	2	3	2	3	0	1	0	0	23
24	YOUNGER, LaQuanda	g	0-1	0-1	0-0	0	0	0	0	0	0	0	0	0	2
Team						0	2	2							
Totals			27-49	4-15	3-5	9	31	40	21	61	12	24	3	9	200

1st - FG %:	8-11	72.7%	2nd: 4-13	30.8%	3rd: 5-9	55.6%	4th: 10-16	62.5%	Game: 27-49	55.1%	Deadball	
3FG %:	1-3	33.3%	0-5	0.0%	1-3	33.3%	2-4	50.0%	4-15	26.7%	Rebounds	0
FT %:	0-0	0.0%	2-3	66.7%	1-2	50.0%	0-0	0.0%	3-5	60.0%		

Middle Tennessee 58 • 9-7, 3-2

##	Player	Total	3-Ptr			Rebounds			PF	TP	A	TO	Blk	Stl	Min
			FG-FGA	FG-FGA	FT-FTA	Off	Def	Tot							
00	JOHNSON, Alex	f	6-17	1-2	3-6	1	0	1	1	16	0	0	0	1	35
23	LYON, Gabby	f	0-1	0-0	0-0	1	0	1	3	0	0	2	0	1	22
05	SISSON, Abbey	g	2-4	0-1	0-0	1	5	6	2	4	5	2	0	1	30
12	EDWARDS, Brea	g	3-9	2-5	4-4	1	4	5	4	12	0	1	0	2	40
20	PETTY, Ty	g	8-18	2-6	2-3	0	1	1	3	20	6	3	0	4	39
24	REUTER, Rebecca	g	2-2	0-0	0-0	0	3	3	1	4	0	2	0	1	17
31	PORTER, TiAnna	g	1-1	0-0	0-0	0	0	0	1	2	2	2	0	1	9
32	WARDEN, Caroline	g	0-2	0-1	0-0	0	1	1	1	0	0	0	0	1	8
Team						1	1	2			1				
Totals			22-54	5-15	9-13	5	15	20	16	58	13	13	0	12	200

1st - FG %:	5-13	38.5%	2nd: 3-12	25.0%	3rd: 9-14	64.3%	4th: 5-15	33.3%	Game: 22-54	40.7%	Deadball	
3FG %:	3-6	50.0%	0-2	0.0%	0-4	66.7%	0-4	0.0%	5-15	33.3%	Rebounds	0
FT %:	2-3	66.7%	0-0	0.0%	3-3	100.0%	4-7	57.1%	9-13	69.2%		

Officials: Amy Bonner, Angie Englund, Shawn Goode
 Technical fouls: Old Dominion-None. Middle Tennessee-None.
 Attendance: 3758

Score by periods	1st	2nd	3rd	4th	Total
Old Dominion	17	10	12	22	61
Middle Tennessee	15	6	23	14	58

Last FG - ODU 4th-00:04, MT 4th-01:07.
 Largest lead - ODU by 9 3rd-08:57, MT by 6 4th-08:03.
 ODU led for 25:42. MT led for 11:43. Game was tied for 02:35.

Points	In	Off	2nd	Fast	Bench
ODU	22	13	10	2	12
MT	26	25	2	8	6

WKU 68 • OLD DOMINION 51
BOWLING GREEN, KY. • E.A. DIDDLE ARENA

Official Basketball Box Score -- Game Totals -- Final Statistics
Old Dominion vs WKU
01/21/16 11:00 a.m. at Bowling Green, Ky. (E.A. Diddle Arena)

Old Dominion 51 • 7-11 (3-3 C-USA)

##	Player	Total	3-Ptr			Rebounds			PF	TP	A	TO	Blk	Stl	Min
			FG-FGA	FG-FGA	FT-FTA	Off	Def	Tot							
40	YOUNG, Destinee	f	6-9	0-0	0-0	3	4	7	1	12	0	1	1	1	36
23	AJEMBA, Ije	c	0-2	0-0	2-2	3	5	8	3	2	1	2	2	2	22
03	BERNARDECO, Carolina	g	0-1	0-1	0-0	0	0	0	1	0	0	3	0	0	5
25	SIMMS, Jennie	g	6-12	0-5	6-10	2	3	5	4	18	5	4	1	1	39
30	JACKSON, Ashley	g	0-0	0-0	0-0	1	1	2	3	0	0	3	1	0	13
00	KEMP, Rhaven	g	1-1	0-0	0-0	0	0	0	1	2	0	1	0	0	6
02	TIMMONS, Makayla	g	3-9	1-4	0-0	1	1	2	2	7	3	3	0	1	29
05	SMITH, Gianna	g	0-2	0-0	0-0	0	1	1	0	0	0	1	0	0	5
14	HOLOPAINEN, Annika	g	0-1	0-0	0-0	0	0	0	2	0	0	0	0	0	17
20	BROWN, Keyana	g	3-12	2-10	2-3	1	0	1	4	10	0	3	0	1	28
Team						2	3	5			1				
Totals			19-49	3-20	10-15	13	18	31	21	51	9	22	5	6	200

1st - FG %:	4-9	44.4%	2nd: 7-16	43.8%	3rd: 5-14	35.7%	4th: 3-10	30.0%	Game: 19-49	38.8%	Deadball	
3FG %:	1-6	16.7%	0-4	0.0%	1-4	25.0%	1-6	16.7%	3-20	15.0%	Rebounds	0
FT %:	3-4	75.0%	0-0	0.0%	4-7	57.1%	3-4	75.0%	10-15	66.7%		

WKU 68 • 15-2 (6-0 C-USA)

##	Player	Total	3-Ptr			Rebounds			PF	TP	A	TO	Blk	Stl	Min
			FG-FGA	FG-FGA	FT-FTA	Off	Def	Tot							
23	BROWN, Ivy	f	5-7	0-0	4-6	5	3	8	4	14	1	1	0	1	30
33	MCCLAIN, Jalyann	f	1-3	0-0	0-0	1	1	2	2	2	1	1	0	2	21
10	BROWN, Tashia	g	5-15	0-1	4-4	0	3	3	3	14	2	3	0	3	40
12	NOBLE, Kendall	g	4-16	0-3	2-3	2	3	5	0	10	6	3	1	7	40
32	SMITH, Kayla	g	1-5	0-1	0-0	2	0	2	2	2	2	2	0	1	27
02	BROWN, Taylor	g	3-4	0-0	2-4	5	2	7	1	8	0	3	0	1	17
04	GIVENS, Dee	g	4-6	2-4	4-6	2	3	5	1	14	0	0	0	0	13
20	AKPAN, Ima	g	2-2	0-0	0-1	0	0	3	3	2	4	0	1	0	12
Team						1	1	2							
Totals			25-58	2-9	16-24	18	19	37	15	68	12	14	1	16	200

1st - FG %:	9-13	69.2%	2nd: 4-14	28.6%	3rd: 6-14	42.9%	4th: 6-17	35.3%	Game: 25-58	43.1%	Deadball	
3FG %:	0-2	0.0%	1-3	33.3%	1-3	33.3%	0-1	0.0%	2-9	22.2%	Rebounds	5
FT %:	6-8	75.0%	5-8	62.5%	3-4	75.0%	2-4	50.0%	16-24	66.7%		

Officials: Doug Knight, Troy Winders, An-Jamilah Gregory
 Technical fouls: Old Dominion-None. WKU-None.
 Attendance: 2814

Score by periods	1st	2nd	3rd	4th	Total
Old Dominion	12	14	15	10	51
WKU	24	14	16	14	68

Last FG - ODU 4th-05:55, WKU 4th-01:16.
 Largest lead - ODU by 2 1st-09:37, WKU by 20 4th-01:16.
 ODU led for 00:44. WKU led for 37:51. Game was tied for 01:24.

Points	In	Off	2nd	Fast	Bench
ODU	24	12	10	6	19
WKU	36	29	14	10	26

MARSHALL 80 • OLD DOMINION 62
HUNTINGTON, W.VA. • CAM HENDERSON CENTER

Official Basketball Box Score -- Game Totals -- Final Statistics
Old Dominion vs Marshall
1/24/16 1 p.m. at Huntington, W.Va. (Henderson Center)

Old Dominion 62 • 7-12, 3-4 C-USA

##	Player	Total	3-Ptr			Rebounds			PF	TP	A	TO	Blk	Stl	Min
			FG-FGA	FG-FGA	FT-FTA	Off	Def	Tot							
40	YOUNG, Destinee	f	4-9	0-0	1-4	5	5	10	4	9	0	1	3	1	27
23	AJEMBA, Ije	c	3-8	0-0	0-2	2	6	8	2	6	0	1	1	1	28
02	TIMMONS, Makayla	g	1-6	1-4	4-4	0	3	3	4	7	6	4	0	2	34
25	SIMMS, Jennie	g	7-18	1-5	5-8	4	3	7	2	20	3	3	0	1	37
30	JACKSON, Ashley	g	0-5	0-1	0-0	3	3	6	4	0	0	0	0	0	18
00	KEMP, Rhaven	g	1-2	0-0	0-0	0	0	0	1	2	0	0	0	1	4
03	BERNARDECO, Carolina	g	0-1	0-0	0-0	1	0	1	2	0	1	0	0	0	7
05	SMITH, Gianna	g	2-7	1-3	3-5	1	0	1	4	8	1	2	0	1	18
14	HOLOPAINEN, Annika	g	1-2	1-2	0-0	0	0	0	2	3	0	2	0	0	10
20	BROWN, Keyana	g	2-8	2-8	1-2	1	3	4	1	7	2	0	0	1	17
Team						2	3	5							
Totals			21-66	6-23	14-25	19	26	45	26	62	13	13	4	8	200

1st - FG %:	6-16	37.5%	2nd: 4-14	28.6%	3rd: 7-19	36.8%	4th: 4-17	23.5%	Game: 21-66	31.8%	Deadball	
3FG %:	2-4	50.0%	3-7	4								

OLD DOMINION 84 • FIU 49
NORFOLK, VA. • TED CONSTANT CENTER

Official Basketball Box Score -- Game Totals -- Final Statistics

FIU vs Old Dominion
1/30/16 4:00 PM at Norfolk, Va.

FIU 49 • 2-18, 0-9 C-USA

##	Player	Total			Rebounds			PF	TP	A	TO	Blk	Stl	Min	
		FG-FGA	3-FGA	FT-FTA	Off	Def	Tot								
13	HEGEDUS, Janka	f	3-5	0-0	1-2	1	0	1	5	7	0	6	0	1	32
03	ALVARADO, Tianah	g	3-12	1-5	2-2	1	4	5	3	9	0	2	0	1	26
05	SHADE, Taylor	f	5-10	1-2	2-2	0	2	2	1	13	3	0	0	3	39
15	HUDSON, Kristian	g	4-8	0-2	0-0	0	5	5	2	8	4	3	0	0	27
21	FEAGIN, Destini	g	4-8	2-5	0-0	1	7	8	3	10	1	5	0	1	37
02	CHEEK, Jade	g	0-0	0-0	0-0	0	0	0	0	0	0	0	0	0	3
23	TODOROVIC, Nikolina	g	0-2	0-1	0-0	0	0	0	1	0	0	1	0	1	19
25	HAWKINS, Amari	g	0-1	0-0	0-0	0	0	0	1	0	0	1	0	0	6
32	PAGE, Soraya	g	1-3	0-2	0-0	0	0	0	1	2	0	0	0	0	11
Team						1	0	1			1				
Totals			20-49	4-17	5-6	4	18	22	17	49	8	22	0	7	200

1st - FG %: 8-12 66.7% 2nd: 5-14 35.7% 3rd: 4-12 33.3% 4th: 3-11 27.3% Game: 20-49 40.8% Deadball Rebounds 1
 3FG %: 1-2 50.0% FT %: 2-2 100.0% 1-3 33.3% 1-7 14.3% 1-4 25.0% 1-2 50.0% 0-6 83.3%

Old Dominion 84 • 9-12, 5-4 C-USA

##	Player	Total			Rebounds			PF	TP	A	TO	Blk	Stl	Min	
		FG-FGA	3-FGA	FT-FTA	Off	Def	Tot								
40	YOUNG, Destinee	f	4-9	0-0	4-5	5	7	12	2	12	0	3	2	0	32
23	AJEMBA, Ije	c	4-4	0-0	5-5	2	2	4	1	13	0	0	0	0	27
02	TIMMONS, Makayla	g	0-5	0-0	0-0	0	2	2	1	0	3	0	0	1	17
05	SMITH, Gianna	g	5-8	3-5	0-0	0	3	3	1	13	1	1	0	1	21
25	SIMMS, Jennie	g	9-15	2-6	3-4	3	4	7	1	23	8	7	0	3	34
00	KEMP, Rhaven	g	0-1	0-0	0-0	0	0	0	0	2	1	0	0	0	3
03	BERNARDECO, Carolina	g	2-5	0-2	0-0	0	2	2	0	4	6	0	0	1	20
14	HOLOPAINEN, Annika	g	5-10	0-2	0-0	1	0	1	0	10	0	1	0	0	17
20	BROWN, Keyana	g	3-5	3-5	0-0	0	2	2	2	9	1	0	1	0	18
30	JACKSON, Ashley	g	0-2	0-0	0-0	1	2	3	3	0	0	0	0	0	11
Team			2	1	3										
Totals			32-64	8-20	12-14	14	25	39	11	84	21	13	3	6	200

1st - FG %: 8-17 47.1% 2nd: 6-16 37.5% 3rd: 9-16 56.3% 4th: 9-15 60.0% Game: 32-64 50.0% Deadball Rebounds 2
 3FG %: 2-6 33.3% FT %: 1-1 100.0% 1-7 14.3% 1-0 0.0% 3-5 60.0% 1-2 50.0% 8-20 40.0% 12-14 85.7%

Officials: Kevin Pethel, Kelly Johnson, An-Jamilah Gregory
 Technical fouls: FIU-None. Old Dominion-None.
 Attendance: 2221

Score by periods	1st	2nd	3rd	4th	Total
FIU	17	13	10	9	49
Old Dominion	19	13	30	22	84

Last FG - FIU 4th-01:14, ODU 4th-00:38.
 Largest lead - FIU by 9 1st-04:27, ODU by 35 4th-02:05.
 FIU led for 08:40. ODU led for 29:17. Game was tied for 02:03.

Points In Off 2nd Fast
 FIU 18 13 6 6 23
 ODU 28 28 15 6 23
 Score tied - 4 times.
 Lead changed - 1 time.

OLD DOMINION 94 • CHARLOTTE 85
NORFOLK, VA. • TED CONSTANT CENTER

Official Basketball Box Score -- Game Totals -- Final Statistics

Charlotte vs Old Dominion
2/6/2016 4:00 PM at Norfolk, Va.

Charlotte 85 • 12-9/5-5

##	Player	Total			Rebounds			PF	TP	A	TO	Blk	Stl	Min	
		FG-FGA	3-FGA	FT-FTA	Off	Def	Tot								
20	GORDON, Kira	f	6-9	1-1	1-2	3	2	5	4	14	3	3	0	1	39
32	ALEXANDER, Alexis	f	3-10	0-0	2-4	4	3	7	5	8	0	3	0	1	27
04	RAVENTOS, Laia	g	5-9	1-1	1-2	0	0	0	4	12	5	1	0	1	34
21	WEBSTER, Lefty	g	5-14	0-5	4-5	1	2	3	4	14	2	1	1	3	30
24	HUNTER, Grace	g	9-17	1-2	8-12	3	7	10	4	27	3	1	1	3	40-
00	RANSOM, Amaya	g	0-0	0-0	0-0	0	0	0	0	0	0	0	0	0	0+
01	GREGORY, Ciara	g	2-5	1-3	2-2	0	2	2	2	7	0	0	0	1	19
02	MCKOY, Mintrell	g	0-0	0-0	0-0	0	0	0	0	0	0	0	0	0	5
11	DEMPEY, Griffin	g	1-2	1-2	0-0	0	0	0	2	3	0	2	0	0	6
Team						0	4	4							
Totals			31-66	5-14	18-27	11	20	31	25	85	13	11	2	10	200

1st - FG %: 7-17 41.2% 2nd: 6-12 50.0% 3rd: 8-16 50.0% 4th: 10-21 47.6% Game: 31-66 47.0% Deadball Rebounds 4
 3FG %: 2-4 50.0% FT %: 1-4 25.0% 1-2 50.0% 1-4 25.0% 5-14 35.7% 18-27 66.7%

Old Dominion 94 • 10-12/6-4

##	Player	Total			Rebounds			PF	TP	A	TO	Blk	Stl	Min	
		FG-FGA	3-FGA	FT-FTA	Off	Def	Tot								
40	YOUNG, Destinee	f	6-10	0-0	2-4	6	4	10	3	14	4	0	0	1	37
23	AJEMBA, Ije	c	6-7	0-0	3-6	3	10	13	4	15	0	1	0	0	27
03	BERNARDECO, Carolina	g	2-2	2-2	1-2	0	2	2	1	7	5	3	0	1	24
05	SMITH, Gianna	g	4-10	2-5	1-2	1	1	2	3	11	4	3	0	1	25
25	SIMMS, Jennie	g	10-18	2-4	13-18	1	4	5	2	35	5	0	1	2	40-
00	KEMP, Rhaven	g	0-0	0-0	0-0	0	0	0	0	0	0	0	0	0	1
14	HOLOPAINEN, Annika	g	0-1	0-1	1-2	1	1	2	3	1	1	0	0	0	14
20	BROWN, Keyana	g	3-9	3-9	0-0	0	1	1	2	9	0	3	0	0	17
30	JACKSON, Ashley	g	1-2	0-0	0-0	1	1	2	1	2	3	2	0	1	15
Team						0	5	5							
Totals			32-59	9-21	21-34	13	29	42	19	94	22	12	1	6	200

1st - FG %: 5-12 41.7% 2nd: 12-18 66.7% 3rd: 10-18 55.6% 4th: 5-11 45.5% Game: 32-59 54.2% Deadball Rebounds 7
 3FG %: 0-5 0.0% FT %: 3-4 75.0% 2-3 66.7% 4-7 57.1% 3-6 50.0% 9-21 42.9% 21-34 61.8%

Officials: Mary Day, Sue Blauch, Doug Knight
 Technical fouls: Charlotte-None. Old Dominion-None.
 Attendance: 3146
 Game Length: 1:53

Score by periods	1st	2nd	3rd	4th	Total
Charlotte	17	19	22	27	85
Old Dominion	13	27	27	27	94

Last FG - CHA 4th-00:17, ODU 4th-02:40.
 Largest lead - CHA by 5 2nd-09:35, ODU by 14 4th-05:43.
 CHA led for 09:40. ODU led for 26:30. Game was tied for 03:50.

Points In Off 2nd Fast
 CHA 36 14 13 8 10
 ODU 32 16 15 2 12
 Score tied - 6 times.
 Lead changed - 6 times.

OLD DOMINION 65 • NORTH TEXAS 48
DENTON, TEXAS • SUPER PIT

Official Basketball Box Score -- Game Totals -- Final Statistics

Old Dominion vs North Texas
2/11/16 7:00 p.m. CT at Denton, TX (The Super Pit)

Old Dominion 65 • 11-12, 7-4 C-USA

##	Player	Total			Rebounds			PF	TP	A	TO	Blk	Stl	Min	
		FG-FGA	3-FGA	FT-FTA	Off	Def	Tot								
40	YOUNG, Destinee	f	5-7	0-0	1-1	3	4	7	2	11	1	1	1	4	36
23	AJEMBA, Ije	c	1-6	0-0	1-2	3	3	6	3	3	0	1	0	0	21
03	BERNARDECO, Carolina	g	2-5	1-2	3-4	0	1	1	1	8	1	2	0	0	26
05	SMITH, Gianna	g	4-7	3-5	4-4	0	3	3	15	0	0	0	3	34	
25	SIMMS, Jennie	g	4-16	1-5	5-6	3	6	9	3	14	8	7	3	3	32
00	KEMP, Rhaven	g	0-0	0-0	0-0	0	0	0	0	0	0	0	0	1	
14	HOLOPAINEN, Annika	g	2-6	0-3	1-1	0	6	6	1	5	0	0	0	0	20
20	BROWN, Keyana	g	3-9	1-6	0-0	1	3	4	1	7	0	2	0	0	20
30	JACKSON, Ashley	g	1-3	0-1	0-2	4	0	4	2	2	0	2	0	2	10
Team			2	6	8						1				
Totals			22-59	6-22	15-20	16	32	48	16	65	10	16	4	12	200

1st - FG %: 7-18 38.9% 2nd: 5-15 33.3% 3rd: 6-17 35.3% 4th: 4-9 44.4% Game: 22-59 37.3% Deadball Rebounds 3
 3FG %: 3-9 33.3% FT %: 2-2 100.0% 1-4 25.0% 0-2 0.0% 6-22 27.3% 15-20 75.0%

North Texas 48 • 8-13, 3-8 C-USA

##	Player	Total			Rebounds			PF	TP	A	TO	Blk	Stl	Min	
		FG-FGA	3-FGA	FT-FTA	Off	Def	Tot								
23	TAC, Acheil	f	1-7	0-0	2-2	2	4	6	0	4	0	2	0	1	28
02	JONES, Teadra	g	3-8	0-2	2-2	1	2	3	2	8	0	0	0	0	23
03	CRINER, Kelsey	g	3-11	2-2	3-3	1	4	5	2	11	3	4	0	3	35
14	ADAMS, Candice	g	2-7	1-3	3-4	1	2	3	3	8	1	3	0	0	29
20	ELLISON, Terra	g	3-12	1-2	1-4	1	2	3	4	8	0	3	0	0	29
10	WILLIAMS, Kasiney	g	3-4	1-1	0-0	0	2	2	4	7	3	3	0	0	22
13	SHILLOW, Orianna	g	0-2	0-1	0-0	0	0	0	1	0	0	0	0	0	10
24	FRIERSON, Bria	g													

WKU 85 • OLD DOMINION 74 (OVERTIME) NORFOLK, VA. • TED CONSTANT CENTER

Official Basketball Box Score -- Game Totals -- Final Statistics
WKU vs Old Dominion
2/18/16 7:00 PM at Norfolk, Va.

WKU 85 • 20-4, 11-2

##	Player	Total			3-Ptr			Rebounds			PF	TP	A	TO	Blk	Stl	Min
		FG-FGA	FG-FGA	FT-FTA	FG-FGA	FG-FGA	FT-FTA	Off	Def	Tot							
13	BROWN, Tashia	f	13-21	1-2	7-8	0	1	1	2	36	0	3	0	3	41		
23	BROWN, Ivy	f	5-14	1-4	5-6	5	9	14	2	14	2	2	2	2	42		
23	McCLAIN, Jalyynn	f	1-2	0-0	0-0	3	1	4	4	2	0	0	0	1	18		
12	NOBLE, Kendall	g	8-23	2-5	4-5	4	5	9	0	22	3	3	0	1	42		
20	AKPAN, Ima	g	1-4	0-0	0-0	1	2	3	2	2	0	2	0	0	24		
00	GOODS, Simone		0-0	0-0	0-0	0	0	0	0	0	0	1	0	0	4		
03	BOPP, Sidnee		0-1	0-1	2-2	0	2	2	1	2	0	0	0	2	13		
04	GIVENS, Dee		1-2	0-1	2-2	1	0	1	1	4	0	0	0	0	8		
22	BROWN, Taylor		1-5	0-0	1-2	1	4	5	4	3	0	0	0	0	16		
32	SMITH, Kayla		0-3	0-1	0-0	0	0	0	0	0	0	1	0	0	17		
	Team					7	1	8									
	Totals		30-75	4-14	21-25	22	25	47	16	85	5	12	2	9	225		
	1st - FG %:	8-19	42.1%	2nd:	4-15	26.7%	3rd:	8-19	42.1%	4th:	7-17	41.2%	Game:	30-75	40.0%	Deadball	
	3FG %:	0-3	0.0%	FT %:	1-3	33.3%		2-5	40.0%		0-2	0.0%		4-14	28.6%	Rebounds	
					1-1	100.0%		4-4	100.0%		4-5	80.0%		21-25	84.0%		4

Old Dominion 74 • 11-14, 7-6

##	Player	Total			3-Ptr			Rebounds			PF	TP	A	TO	Blk	Stl	Min
		FG-FGA	FG-FGA	FT-FTA	FG-FGA	FG-FGA	FT-FTA	Off	Def	Tot							
40	YOUNG, Destinee	f	4-9	0-0	0-0	1	7	8	2	8	1	2	3	0	41		
23	AJEMBA, Ije	c	4-7	0-0	1-1	4	5	9	5	9	0	1	2	1	26		
03	BERNARDECO, Carolina	g	0-1	0-0	0-0	0	0	0	1	0	1	1	1	0	14		
05	SMITH, Gianna	g	2-5	2-3	0-0	0	1	1	3	6	2	2	0	0	28		
25	SIMMS, Jennie	g	9-20	2-5	8-11	1	7	8	4	28	4	4	1	0	43		
00	KEMP, Rhaven		3-8	2-2	1-2	1	2	3	0	9	1	3	1	1	21		
14	HOLOPAINEN, Annika		2-2	0-0	2-3	0	1	1	0	6	3	1	0	2	20		
20	BROWN, Keyana		2-6	0-4	0-0	0	0	0	2	4	1	0	0	1	17		
30	JACKSON, Ashley		1-3	0-0	2-2	1	0	1	2	4	1	3	0	0	15		
	Team					2	1	3			1						
	Totals		27-61	6-14	14-19	10	24	34	19	74	14	18	8	5	225		
	1st - FG %:	9-14	64.3%	2nd:	4-13	30.8%	3rd:	9-15	60.0%	4th:	2-9	22.2%	Game:	27-61	44.3%	Deadball	
	3FG %:	4-4	100.0%	FT %:	0-3	0.0%		2-3	66.7%		0-2	0.0%		6-14	42.9%	Rebounds	
					2-3	66.7%		4-7	57.1%		8-9	88.9%		14-19	73.7%		3

Officials: Charlie Hust, Talisa Green, Karen Gruca
Technical fouls: WKU-None. Old Dominion-None.
Attendance: 1606
Game Time: 2:02
ODU first OT game of the year

Score by periods	1st	2nd	3rd	4th	OT	Total
WKU	18	10	22	18	17	85
Old Dominion	22	10	24	12	6	74

Last FG - WKU OT-01:28, ODU OT-00:04.
Largest lead - WKU by 13 OT-00:21, ODU by 12 3rd-03:45.
WKU led for 08:41. ODU led for 34:55. Game was tied for 01:24.

Score tied - 4 times.
Lead changed - 3 times.

	In	Off	2nd	Fast	Bench
WKU	34	20	17	4	9
ODU	36	5	11	8	23

OLD DOMINION 77 • MARSHALL 55 NORFOLK, VA. • TED CONSTANT CENTER

Official Basketball Box Score -- Game Totals -- Final Statistics
Marshall vs Old Dominion
2/20/16 4:00 PM at Norfolk, Va.

Marshall 55 • 16-9, 6-8

##	Player	Total			3-Ptr			Rebounds			PF	TP	A	TO	Blk	Stl	Min
		FG-FGA	FG-FGA	FT-FTA	FG-FGA	FG-FGA	FT-FTA	Off	Def	Tot							
00	HAMILTON, Talequia	f	6-9	0-0	0-0	1	3	4	3	12	0	3	0	0	27		
21	ROMERO, Chelsey	f	1-4	0-0	0-0	0	4	4	5	2	0	2	0	1	19		
01	SCOTT, Leah	g	4-12	2-3	0-0	1	3	4	2	10	0	3	0	0	27		
20	VICTRUM, Norrishia	g	0-7	0-2	0-0	1	2	3	3	0	3	0	0	1	27		
22	EVANS, Kiana	g	3-6	0-2	2-4	2	3	5	3	8	3	2	0	1	30		
02	FRALEY, Logan		0-0	0-0	0-0	0	0	0	0	0	0	0	0	0	6		
04	BROOKS, Khadaiija		0-1	0-0	0-0	0	2	2	2	0	1	0	0	0	10		
11	PORTER, Taylor		5-10	3-6	0-0	0	1	1	2	13	3	0	0	1	32		
14	GORE, Shayna		4-9	2-6	0-0	0	3	3	0	10	3	4	0	2	19		
33	MORRIS, Madison		0-0	0-0	0-0	0	0	0	2	0	1	0	0	0	3		
	Team					2	1	3			1						
	Totals		23-58	7-19	2-4	7	22	29	22	55	14	15	0	6	200		
	1st - FG %:	8-15	53.3%	2nd:	6-15	40.0%	3rd:	4-12	33.3%	4th:	5-16	31.3%	Game:	23-58	39.7%	Deadball	
	3FG %:	3-7	42.9%	FT %:	2-5	40.0%		1-5	20.0%		1-2	50.0%		7-19	36.8%	Rebounds	
					1-2	50.0%		1-2	50.0%		0-0	0.0%		2-4	50.0%		1

Old Dominion 77 • 12-14, 8-6

##	Player	Total			3-Ptr			Rebounds			PF	TP	A	TO	Blk	Stl	Min
		FG-FGA	FG-FGA	FT-FTA	FG-FGA	FG-FGA	FT-FTA	Off	Def	Tot							
40	YOUNG, Destinee	f	5-14	0-0	3-5	4	6	10	1	13	2	1	0	1	36		
23	AJEMBA, Ije	c	3-4	0-0	5-6	4	5	9	0	11	0	0	0	0	21		
03	BERNARDECO, Carolina	g	0-1	0-1	0-0	1	1	2	0	0	2	1	0	0	8		
05	SMITH, Gianna	g	4-7	0-3	2-2	0	3	3	0	10	0	1	0	0	26		
25	SIMMS, Jennie	g	7-13	3-5	5-8	3	9	12	1	22	6	7	1	2	33		
00	KEMP, Rhaven		1-5	0-3	1-2	0	3	3	3	4	2	0	3	16			
14	HOLOPAINEN, Annika		1-3	0-2	4-6	0	0	0	3	6	0	1	0	0	24		
20	BROWN, Keyana		4-9	4-9	0-0	0	1	1	2	12	2	2	0	3	25		
30	JACKSON, Ashley		0-0	0-0	0-0	0	0	0	0	0	0	0	0	0	11		
	Team					3	2	4									
	Totals		25-56	7-23	20-29	15	29	44	10	77	16	15	1	9	200		
	1st - FG %:	6-13	46.2%	2nd:	5-17	29.4%	3rd:	7-13	53.8%	4th:	7-13	53.8%	Game:	25-56	44.6%	Deadball	
	3FG %:	2-5	40.0%	FT %:	0-6	0.0%		3-6	50.0%		2-6	33.3%		7-23	30.4%	Rebounds	
					1-2	50.0%		5-8	62.5%		11-14	78.6%		20-29	69.0%		3

Officials: Metta Roberts, Karen Preato, Timothy Bryant
Technical fouls: Marshall-None. Old Dominion-None.
Attendance: 2487

Score by periods	1st	2nd	3rd	4th	Total
Marshall	19	15	10	11	55
Old Dominion	15	15	28	19	77

Last FG - MARSHALL 4th-00:18, ODU 4th-00:35.
Largest lead - MARSHALL by 11 2nd-06:47, ODU by 25 4th-00:56.
MARSHALL led for 21:01. ODU led for 17:59. Game was tied for 01:00.

Score tied - 2 times.
Lead changed - 1 time.

	In	Off	2nd	Fast	Bench
MARSHA	22	9	2	7	23
ODU	32	16	15	6	21

UTEP 70 • OLD DOMINION 64 EL PASO, TEXAS • DON HASKINS CENTER

Official Basketball Box Score -- Game Totals -- Final Statistics
Old Dominion vs UTEP
2/25/16 7:05 p.m. at El Paso, Texas (Don Haskins Center)

Old Dominion 64 • 12-15, 8-7 C-USA

##	Player	Total			3-Ptr			Rebounds			PF	TP	A	TO	Blk	Stl	Min
		FG-FGA	FG-FGA	FT-FTA	FG-FGA	FG-FGA	FT-FTA	Off	Def	Tot							
40	YOUNG, Destinee	f	7-12	0-0	3-5	6	11	17	3	17	1	4	1	0	37		
23	AJEMBA, Ije	c	1-7	0-0	4-4	2	8	10	3	6	0	1	0	0	26		
03	BERNARDECO, Carolina	g	0-2	0-1	0-0	0	0	0	0	0	2	1	0	0	11		
05	SMITH, Gianna	g	2-8	1-2	8-8	0	1	1	2	13	3	4	0	0	36		
25	SIMMS, Jennie	g	4-11	0-1	6-9	4	4	8	5	14	1	4	1	2	39		
00	KEMP, Rhaven		2-5	0-0	2-2	2	0	2	4	6	1	3	0	0	15		
14	HOLOPAINEN, Annika		1-4	0-1	1-1	0	0	0	3	3	0	0	0	0	12		
20	BROWN, Keyana		2-5	0-2	1-1	1	1	2	1	5	0	1	0	1	21		
30	JACKSON, Ashley		0-1	0-0	0-0	0	0	0	0	0	0	0	0	0	3		
	Team					4	2	6			1						
	Totals		19-55	1-7	25-30	19	27	46	21	64	8	19	2	3	200		
	1st - FG %:	3-14	21.4%	2nd:	4-15	26.7%	3rd:	8-16	50.0%	4th:	4-10	40.0%	Game:	19-55	34.5%	Deadball	
	3FG %:	0-1	0.0%	FT %:	0-0	0.0%		1-5	20.0%		0-1	0.0%		1-7	14.3%	Rebounds	
					6-7	85.7%		2-3	66.7%		12-12	100.0%		25-30	83.3%		3

UTEP 70 • 24-2, 15-1 C-USA

##	Player	Total			3-Ptr			Rebounds			PF	TP	A	TO	Blk	Stl	Min
		FG-FGA	FG-FGA	FT-FTA	FG-FGA	FG-FGA	FT-FTA	Off	Def	Tot							
32	PARKER, Christauna	f	2-4	0-0	0-0	3	4	7	2	4	3	0	0	1	29		
34	KENNEDY, Lawna	f	0-2	0-0	0-0	1	1	2	5	0	1	1	0	0	20		
01	BREEDLOVE, Starr	g	6-13	0-3	4-4	1	3	4	4	16	2	1	1	4	32		
02																	

2015-16 Old Dominion Women's Basketball
Old Dominion Combined Team Statistics (as of Feb 27, 2016)
All games

RECORD:	OVERALL	HOME	AWAY	NEUTRAL
ALL GAMES	12-16	7-4	5-9	0-3
CONFERENCE	8-8	5-2	3-6	0-0
NON-CONFERENCE	4-8	2-2	2-3	0-3

#	Player	gp-gs	min	avg	Total		3-Point		F-Throws		Rebounds		pts		avg							
					fg	fg%	3fg	3fg%	ft	ft%	off	def	tot	avg	pf	dy	a	to	blk	stl	pts	avg
25	SIMMS, Jennie	25-24	479	35.2	174-405	.430	33-118	.280	127-186	.688	48	117	165	6.6	76	4	94	178	20	28	508	20.3
40	YOUNG, Destinee	27-27	853	31.6	121-279	.434	0-3	.000	49-78	.628	82	144	226	8.4	61	2	22	38	33	25	291	10.8
28	BROWN, Keyana	28-11	628	21.4	74-200	.370	50-152	.329	14-27	.519	26	49	75	2.7	46	8	24	32	8	26	212	7.6
23	AJEMBA, Ije	23-20	591	25.7	62-133	.466	0-0	.000	47-76	.618	72	122	194	8.4	49	3	5	32	11	22	171	7.4
14	HOLOPAMEN, Annita	28-8	563	19.8	68-154	.442	10-49	.204	21-28	.750	26	37	63	2.3	44	8	18	35	4	11	167	6.0
05	SMITH, Gianna	27-13	492	18.2	50-143	.350	22-63	.349	29-37	.784	14	43	57	2.1	46	1	25	34	0	16	151	5.6
02	TIMMONS, Makayla	21-11	413	19.7	21-89	.236	10-48	.208	13-17	.765	6	28	34	1.6	35	8	42	41	2	17	65	3.1
03	BERNARDECO, Caroli	28-16	462	16.5	22-65	.338	9-32	.281	7-14	.500	7	17	24	0.9	30	0	66	56	3	13	60	2.1
38	JACKSON, Ashley	28-6	356	12.7	27-68	.397	0-8	.000	6-14	.429	36	31	67	2.4	40	8	19	28	4	14	60	2.1
24	YOUNGER, LaQuanda	14-4	233	16.6	12-45	.267	6-25	.240	7-7	1.000	6	17	23	1.6	13	0	12	14	9	9	37	2.6
08	KEMP, Raven	25-1	191	7.6	13-50	.260	2-11	.182	5-8	.625	7	14	21	0.8	34	1	19	27	1	14	33	1.3
11	DANIELS, Aneesah	1-0	2	2.0	0-2	.000	0-0	.000	0-0	.000	0	1	1	1.0	2	0	0	1	0	0	0	0.0
Team														50	73	123			8			
Total.....		28	5626		644-1633	.394	142-509	.279	325-493	.659	380	693	1073	38.3	476	11	338	464	95	206	1755	62.7
Opponents.....		28	5826		653-1651	.396	135-447	.302	346-481	.719	365	678	1043	37.2	517	-	333	424	58	230	1787	63.8

TEAM STATISTICS	ODU	OPP	Date	Opposed	Score	Att
SCORING	1755	1787	11/13/15	at Richmond	L 57-62	973
Points per game	62.7	63.8	11/15/15	WAGNER	W 71-57	1993
Scoring margin	-1.1	-	11/17/15	MANU	L 35-61	2576
FIELD GOALS-ATT	644-1633	653-1651	11/23/15	EAST TENNESSEE STATE	L 52-56	1744
Field goal pct	.394	.396	11/25/15	vs Maryland	L 49-95	8
3 POINT FG-ATT	142-509	135-447	11/27/15	vs Pittsburgh	L 58-67	1425
3-point FG pct	.279	.302	11/28/15	vs South Dakota State	L 39-71	8
3-pt FG made per game	5.1	4.8	12/8/15	LOYOLA	W 64-41	8472
FREE THROWS-ATT	325-493	346-481	12/15/15	at HOWARD	W 83-64	185
Free throw pct	.659	.719	12/18/15	at VCU	L 54-74	1242
F-Throws made per game	11.6	12.4	12/22/15	at Univ. of MD Eastern Shore	W 69-52	325
REBOUNDS	1073	1043	12/29/15	at William & Mary	L 64-75	627
Rebounds per game	38.3	37.2	- 01/03/16	at Charlotte	W 71-58	682
Rebounding margin	+1.1	-	- 1/7/16	LA TECH	L 51-68	1718
ASSISTS	338	333	- 1/8/16	SOUTHERN MISS	W 53-45	1975
Assists per game	12.1	11.9	- 1/14/16	at UNB	L 55-58	236
TURNOVERS	454	428	- 01/16/16	at Middle Tennessee	W 61-58	3758
Turnovers per game	16.2	15.1	- 01/21/16	at WCU	L 51-58	2814
Turnover margin	-1.4	-	- 1/24/16	at Marshall	L 62-88	652
Assist/turnover ratio	0.7	0.8	- 1/28/16	FLORIDA ATLANTIC	W 85-45	1718
STEALS	286	230	- 1/30/16	FIU	W 84-48	2221
Steals per game	7.4	8.2	- 2/02/16	CHARLOTTE	W 94-85	3145
BLOCKS	95	58	- 2/11/16	at North Texas	W 65-48	484
Blocks per game	3.4	2.1	- 2/13/16	at Rice	L 46-58	656
ATTENDANCE	29826	16827	- 2/18/16	WCU	Lat 74-85	1886
Home games-Avg/Game	11-2826	14-1100	- 2/20/16	MARSHALL	W 77-55	2487
Neutral site-Avg/Game	-	3-475	- 2/25/16	at UTEP	L 64-78	2655
			- 2/27/16	at UTSA	L 67-78	883

Score by Period	1st	2nd	3rd	4th	OT	Totals
Old Dominion	489	445	445	443	6	1728
Opponents	436	394	474	456	17	1767

† = Conference game

2015-16 Old Dominion Women's Basketball
Old Dominion Combined Team Statistics (as of Feb 27, 2016)
Conference games

RECORDS:	OVERALL	HOME	AWAY	NEUTRAL
ALL GAMES	8-9	5-2	3-6	0-0
CONFERENCE	8-9	5-2	3-6	0-0
NON-CONFERENCE	0-0	0-0	0-0	0-0

#	Player	Total		3-Point		F-Throws		Rebounds														
		pts	reb	fg%	3pt%	ft%	off	def	tot	avg	pl	dy	a	to	blk	stl	pts	avg				
25	SHAME, Jessie	16-16	503	36.4	115-249	.462	19-69	.275	93-131	.710	36	70	106	6.6	44	2	65	74	13	23	342	21.4
40	YOUNG, Destinee	16-16	522	32.6	75-173	.434	0-2	.000	22-41	.537	57	88	145	9.1	34	0	14	24	20	17	172	10.8
23	AJEMBA, Ije	16-14	413	25.8	45-96	.469	0-0	.000	28-53	.756	53	93	146	9.1	38	2	3	20	9	18	129	8.1
20	BROWN, Keyana	16-2	347	21.7	38-118	.322	28-95	.295	7-14	.500	17	26	43	2.7	27	0	11	19	4	14	111	6.9
05	SMITH, Gianna	15-9	279	18.6	29-73	.397	15-41	.366	20-24	.833	3	24	27	1.8	29	1	16	23	0	9	93	6.2
14	HOLOPAINEN, Annika	16-2	293	18.3	35-75	.467	4-27	.148	13-18	.722	9	20	29	1.8	29	0	5	15	3	4	87	5.4
03	BERNARDECO, Caroli	16-13	282	17.6	14-39	.359	7-22	.318	6-12	.500	6	18	16	1.0	17	0	38	26	2	6	41	2.6
02	TIMMONS, Makayla	9-3	185	20.6	9-40	.225	4-18	.222	8-11	.727	3	13	16	1.8	15	0	26	19	1	11	30	3.3
38	JACKSON, Ashley	16-6	213	13.3	13-37	.351	0-5	.000	2-8	.250	17	16	33	2.1	26	0	11	19	1	9	28	1.8
00	KEMP, Rhaven	14-0	95	7.1	10-30	.333	2-6	.333	5-8	.625	4	7	11	0.8	17	0	11	12	1	7	27	1.9
24	YOUNGER, LaQuanda	2-0	9	4.5	0-3	.000	0-2	.000	0-0	.000	0	0	0	0.0	0	0	1	1	0	0	0	0.0
Team											32	48	80				6					
Total.....		16	3225		383-933	.411	79-287	.275	215-328	.672	257	415	672	40.8	276	5	281	268	54	118	1860	66.2
Opponents.....		16	3226		370-937	.395	73-248	.294	199-275	.724	186	362	548	34.2	314	-	179	238	30	138	1012	63.2

TEAM STATISTICS	ODU	OPP	Date	Opposed	Score	Att
SCORING	1860	1912	-	01/03/16	at Charlotte	W 71-58 802
Points per game	66.2	63.2	-	1/7/16	LA TECH	L 51-68 1718
Scoring margin	+3.0	-	-	1/8/16	SOUTHERN MISS	W 58-45 1975
FIELD GOALS-ATT	383-933	370-937	-	1/14/16	at UNB	L 55-58 226
Field goal pct	.411	.395	-	01/16/16	at Middle Tennessee	W 61-58 3758
3 POINT FG-ATT	79-287	73-288	-	01/21/16	at WCU	L 51-68 2814
3-point FG pct	.275	.254	-	1/24/16	at Marshall	L 62-88 632
3-pt FG made per game	4.9	4.6	-	1/28/16	FLORIDA ATLANTIC	W 85-45 1718
FREE THROWS-ATT	215-328	199-275	-	1/30/16	FU	W 84-48 2221
Free throw pct	.672	.724	-	2/02/16	CHARLOTTE	W 94-85 3146
F-Throws made per game	13.4	12.4	-	2/11/16	at North Texas	W 65-48 484
REBOUNDS	652	548	-	2/13/16	at Rice	L 46-68 656
Rebounds per game	40.8	34.2	-	2/18/16	WCU	Lat 74-85 1686
Rebounding margin	+6.5	-	-	2/20/16	MARSHALL	W 77-55 2487
ASSISTS	281	179	-	2/25/16	at UTEP	L 64-78 2055
Assists per game	12.6	11.2	-	2/27/16	at UTSA	L 67-78 803
TURNOVERS	258	238				
Turnovers per game	16.8	14.6				
Turnover margin	-2.2	-				
Assist/Turnover ratio	0.8	0.8				
STEALS	118	138				
Steals per game	7.4	8.6				
BLOCKS	54	30				
Blocks per game	3.4	1.9				
ATTENDANCE	14871	12130				
Home games-Avg/Game	7-2124	9-1348				
Neutral site-Avg/Game	-	0-0				

*= Conference game

Score by Periods	1st	2nd	3rd	4th	OT	Totals
Old Dominion	247	256	281	278	6	1068
Opponents	252	222	248	252	17	1012