



# LOUISIANA TECH

## 2015-16 WOMEN'S BASKETBALL

### OPENING TIP

GAME: #26

Date: Feb. 25, 2016

Tipoff: 7 p.m. CT

Location: Denton, Texas

Arena: The Super Pit

Series: LA Tech leads 8-0

Radio: KNBB 99.3 FM,

Webstream: LATechSports.com



Head Coach: Tyler Summitt  
Record at LA Tech: 29-27 (2nd)  
Career Record: Same

LOUISIANA TECH  
LADY TECHSTERS  
(13-12, 8-6 C-USA)

VS.

NORTH TEXAS  
MEAN GREEN  
(9-15, 4-10 C-USA)



Head Coach: Jalie Mitchell

Stat Leaders (per game)

Stat Leaders (per game)

Points: Wingate 17.7

Rebounds: Wingate 7.6

Assists: Anthony 3.4

Blocks: Wingate 0.4

Steals: Anthony 1.6

Points: Criner 12.6

Rebounds: Tac 8.8

Assists: Criner 4.9

Blocks: Tac 0.5

Steals: Criner 2.5

### 2015-16 SCHEDULE

Date	Opponent [TV]	Time/Result
Nov. 14	at Wisconsin	L, 79-65
Nov. 18	Loyola-New Orleans	W, 76-40
Nov. 21	Stephen F. Austin	W, 76-44
	JUNKANOO JAM (BAHAMAS)#	
Nov. 27	vs. (RV) UCLA#	L, 68-57
Nov. 28	vs. Denver#	W, 58-53
Dec. 2	Prairie View A&M	L, 77-68
Dec. 5	at Nicholls State	W, 58-55
Dec. 10	at Arizona	L, 77-67
Dec. 13	#9/10Mississippi State	L, 93-63
Dec. 19	UL-Lafayette	W, 79-62
Dec. 22	McNeese State	L, 74-71
Jan. 2	at Southern Miss*	L, 69-59
Jan. 7	at Old Dominion* (FOX Sports)	W, 69-51
Jan. 9	at Charlotte*	L, 63-58
Jan. 14	FIU*	W, 82-63
Jan. 16	Florida Atlantic*	W, 65-62
Jan. 24	Southern Miss* (ASN)	W, 72-37
Jan. 28	at UTSA*	W, 82-72 (OT)
Jan. 30	at UTEP*	L, 86-80
Feb. 4	Rice*	W, 63-61
Feb. 6	North Texas*	W, 77-71
Feb. 11	at Middle Tennessee*	L, 68-57
Feb. 13	at UAB*	L, 64-49
Feb. 18	UTSA*	W, 75-66
Feb. 20	UTEP*	L, 72-65
Feb. 25	at North Texas*	7 p.m.
Feb. 27	at Rice*	2 p.m.
Mar 3	Marshall*	6:30 p.m.
Mar 5	WKU*	7 p.m.
Mar8-12	at C-USA Tournament	TBA

All home games in bold | All times Central

\* indicates C-USA contest

#, Jankanoo Jam (Freeport, Bahamas)

^ - C-USA Tournament (Birmingham, Ala.)

### MEDIA RELATIONS

WBB/Associate AD:.....Malcolm Butler

Twitter:.....@LATechMButler

Cell Number:.....318-614-4513

E-mail:.....mbutler@latech.edu

WBB Twitter:.....@LATechWBB

WBB Instagram:.....LATechWBB

Facebook:.....Facebook.com/LATechWBB

### PROBABLE STARTERS

Louisiana Tech	Ht.	Yr.	Hometown	PPG	RPG	Other
G 12 Brooke Pumroy	5-9	Sr.	Fairborn, Ohio	10.6	2.5	39-127 3's
G 02 Rochelle Vasquez	5-8	Jr.	McKinney, Texas	3.9	2.6	13-39 3's
G 30 Ashley Santos	5-11	Jr.	Geneva, Ill.	9.9	4.9	
F 25 Brandi Wingate	6-1	Sr.	Columbia, Maryland	17.7	7.6	
F 23 Reauna Cleaver	6-2	Fr.	Elizabethtown, Kent.	5.0	3.9	

### Setting the Stage

Louisiana Tech (13-12, 8-6 C-USA) will open its last regular season road trip of the year Thursday when the Lady Techsters travel to the Super Pit to face North Texas (9-15, 4-10) at 7 p.m. Tech is currently in a two-way tie with Old Dominion for fifth place in the C-USA standings while North Texas is alone in 11th place.

### Series History

Louisiana Tech and North Texas meet for the ninth time in women's basketball with the Lady Techsters leading the all-time series against the Mean Green 8-0, including a 3-0 mark in Denton. LA Tech won the first meeting this year 77-71 in Ruston on Feb. 6.

Overall: Tech 8-0

in Ruston: Tech 3-0

in Denton: Tech 3-0

Neutral Site: Tech 2-0

1989-90 Tech 92-56 Denton

1991-92 Tech 81-53 Ruston

2000-01 Tech 75-63 Denton

2000-01 Tech 74-57 Mobile

2013-14 Tech 67-54 Denton

2013-14 Tech 77-59 El Paso

2014-15 Tech 92-57 Ruston

2015-16 Tech 77-71 Ruston

### Overtime History

With its 82-72 win over UTSA on Jan. 28, 2016, Louisiana Tech played its 37th overtime game in its history. Tech is now 22-15 all-time in OT games, including a 13-7 mark in road games. Tech has won six straight overtime road games.

OT History	Overall	Home	Road	Neutral
Overall:	22-15	4-6	13-7	5-2
1 OT	17-14	3-6	11-7	3-2
2 OT	3-0	1-0	1-0	1-0

## WE ARE ... "LOUISIANA TECH"

WE ARE EXCITED YOU ARE COVERING LOUISIANA TECH WOMEN'S BASKETBALL THIS YEAR BUT WE ASK THAT YOU REFER TO US BY OUR CORRECT NAME AND ABBREVIATION. WHEN REFERRING TO US AS LA TECH, PLEASE KNOW ITS PRONOUNCED "LAH TECH". REFRAIN FROM SAYING "EL AYE TECH".

THANKS AND GO LADY TECHSTERS!

**CORRECT -- Louisiana Tech, LA Tech, Lady Techsters**

**INCORRECT -- LT OR LTU, La Tech, La. Tech**

3 OT            2-0            0-0            1-0            1-0

1974-75	Northwestern State, L 86-77	Neutral
1974-75	Northwestern State, W 87-83	Neutral
1976-77	Southeastern LA, L 104-102	Ruston
1977-78	Kansas, W 90-82	Neutral
1979-80	Rutgers, W 89-83	Piscataway
1984-85	ULM, W 79-77	Ruston
1984-85	Southern Cal, W 83-79	Los Angeles
1986-87	Long Beach St, L 99-95	Long Beach
1987-88	Texas, W 83-80	Austin
1988-89	Tennessee, L 62-61	Neutral
1990-91	Texas Tech, L 79-67	Lubbock
1990-91	Stephen F. Austin, L 77-74	Ruston
1991-92	Western Kentucky, L 72-66	Bowling Green
1991-92	Northern Illinois, L 77-71	DeKalb
1992-93	Ole Miss, W 68-64	Oxford
1993-94	Western Kentucky, W 87-82	Bowling Green
1995-96	Connecticut, W 83-81	Neutral
2003-04	Rice, L 87-84	Houston
2004-05	Illinois, L 71-65	Ruston
2004-05	Hawaii, L 79-78	Honolulu
2004-05	Fresno State, W 92-87 2ot	Neutral
2005-06	Iowa, W 95-91 2ot	Ruston
2005-06	Hawaii, W 71-66	Honolulu
2008-09	Utah State, W 90-82	Logan
2008-09	Idaho, W 67-63	Moscow
2008-09	Nevada, L 91-88	Reno
2009-10	Idaho, W 74-71	Ruston
2009-10	Fresno State, L 81-78	Ruston
2010-11	Hawaii, W 74-69	Honolulu
2010-11	Fresno State, W 94-92 3ot	Fresno
2010-11	Fresno State, W 90-84	Ruston
2011-12	Prairie View, W 89-83 3ot	Neutral
2012-13	Denver, W 82-77 2ot	Denver
2012-13	Utah State, L 76-75	Ruston
2013-14	Tulsa, W 82-75	Tulsa
2014-15	Southern Miss, L 79-77	Ruston
2015-16	UTSA, W 82-72	San Antonio

**Making History at the Charity Stripe**

In its 82-72 overtime win over UTSA on Jan. 28 in San Antonio, Louisiana Tech set a program single game record with 51 free throw attempts. The broke the old mark set on Jan. 4, 1984 of 50 free throw attempts in a 94-58 win over UCLA in Ruston. Unfortunately, Tech hit only 28-of-51 free throws in the win for only 55 percent.

**Foul Fest**

In its 10-point overtime win over UTSA on Jan. 28, the two teams were called for a combined 63 fouls (36 by UTSA and 27 by LA Tech). The two teams combined to shoot 80 free throws (51 by Tech, 29 by UTSA) but made only 41 (28 by Tech, 13 by UTSA). A total of four players fouled out (3 by UTSA, 1 by Tech) while five others ended the game with four personal fouls.

**Impressive Win**

Louisiana Tech's 72-37 win over Southern Miss on Jan. 24 was impressive in numerous ways.  
 \*The last time Tech won a conference game by more than 35 points was on Jan. 13, 2010 -- a 92-48 win over San Jose State  
 \* The 37 points were the fewest Tech has given up to a team since San Jose State scored only 34 on Jan. 6, 2011 (Tech won 69-34)  
 \* The 37 points were the fewest USM has scored in a game since Dec. 1, 2010 -- an 88-37 loss at Wisconsin

**HEAD COACH  
TYLER SUMMITT**



During his first year at the helm of one of the most storied programs in women's basketball history, Tyler Summitt's main goal was to change the culture both on and off the floor.

On the heels of the first two losing seasons in program history, winning games in his first year was important to Summitt, but teaching his players to do things the right way on the court, in the classroom and in life was even more important. Summitt believes that if his players focus on the process, the positive results will follow.

Year No. 1 in Ruston was well documented by the local, regional and national media. In fact it was like a who's who as the Lady Techster program received national exposure from NBC Nightly News, 60 Minute Sports, ESPN.com, USA Today, CNN.com, SI.com, the New York Times and more.

And although most times the focus was on Summitt's first year as a head coach on the Division I level, the exposure that the Lady Techster program received was priceless for both recruiting and for reviving a fan base longing for the days of conference titles and NCAA Tournament appearances.

Summitt is a well-rounded, high-energy, basketball junky. He has all of the characteristics of a winner. And in his first year, the main ingredient he provided was that of consistency. Whether there was a national TV camera in his face or he was one-on-one in his office with a player, Summitt's message was always the same. He preached execution. He demanded effort. And he wouldn't accept anything less.

It showed in 2014-15. Time after time during the season, Louisiana Tech fell behind in games, many times way behind. Summitt's philosophy of playing hard regardless of the score or situation allowed his team to record some impressive comeback wins. Credit the players.

In fact, Louisiana Tech recorded two of the largest come-from-behind wins in program history this season. Tech trailed by 19 points late in the first half at Florida Atlantic in early February and won 73-68. Tech trailed by 18 points early in the second half at UAB in mid-January and won 61-56.

Even in losses, Tech showed signs of a never-say-die mentality.

Tech played toe-to-toe with Top 25 Mississippi State in Starkville in early December, leading with two minutes to play before falling 81-77. The 77 points were the most surrendered by State in a non-conference game while only Tennessee, Kentucky and Vanderbilt scored more in SEC play.

Tech overcame an abysmal first half in Baton Rouge in early December (trailing LSU 37-13 at half), scoring 48 points against the Tigers in the second half, the most points surrendered by LSU in a half all year (tied with SEC champion South Carolina).

These were small steps – and sometimes victories – for the program, a far cry from the days of winning three national championships and participating in 27 NCAA Tournaments. However, they were steps in the right direction.

The biggest victories of the season came off the court. Seniors Savanna Langston, Kelia Shelton and Christasia Walter all completed their course work and earned their degrees during winter commencement in early March. Seniors Whitney Frazier and Kanedria Andrews followed suit earning their degrees in the spring and summer.

When Summitt was introduced April 2, 2014 as the sixth head coach in Louisiana Tech women's basketball history, it wasn't the first time that the 24-year-old had been to Ruston.

The son of legendary Hall of Fame coach Pat Summitt followed the Tennessee Lady Vols and his mother to the Thomas Assembly Center numerous times during the course of one of the greatest rivalries in the history of the women's game.

"As I grew up as a part of the Tennessee Lady Vols program, everything on and off the floor was geared towards competing against Louisiana Tech," Tyler said. "The Lady Techsters were the standard in which excellence in women's basketball was measured for so long. I am proud to be a part of this storied program."

Louisiana Tech Athletics Director Tommy McClelland made a bold hire that is paying huge dividends for a Lady Techster program that ranks second all-time in wins (1,059), trailing only Tennessee.

Summitt's challenge is to rebuild the storied program back into a conference contender and annual NCAA Tournament participant. Tech's 27 NCAA Tournament appearances ranks fourth all-time although the Lady Techsters have not made an appearance since 2011.

"Tyler represents our philosophy of developing champions in the classroom, on the court and in life," McClelland said. "He grew up in that championship culture, and it is all he knows. His reputation as a great recruiter, a rising young star in the coaching business and a passionate leader is known throughout the nation. We are fortunate to have him lead our women's basketball program into the future."

**Quick Facts**

UNIVERSITY INFORMATION

Name: Louisiana Tech University  
 Nickname: Lady Techsters  
 Location: Ruston, La.  
 Founded: 1894  
 Enrollment: 12,414  
 Colors: Red and Blue  
 Conference: Conference USA  
 Joined July 1, 2013  
 President: Dr. Les Guice  
 Athletics Director: Tommy McClelland  
 SWA: Mary Kay Hungate  
 Athletic Dept: 318-257-4111  
 Ticket Office: 318-257-3631  
 Website: LATechSports.com

Women's Basketball Staff

Head Coach: Tyler Summitt (Tennessee, 2012)  
 Career Record: 29-27 (2nd season)  
 Associate HC: Mickie DeMoss (LA Tech, 1977)  
 Assistant: Bernitha Johnson (Tennessee, 2005)  
 Assistant: Amber Smith (Kentucky, 2011)  
 Director of Operations: Kourtney Brown

Team Information

2014-15 Record: 16-15 (10-8 C-USA/7th)  
 Starters R/L: 0/5  
 Letterwinners R/L: 4/6  
 Postseason: None  
 Last Postseason: L, 75-51 to Rutgers (2011 NCAAs)

ATHLETIC COMMUNICATIONS

Associate AD/WBB: Malcolm Butler  
 Cell: 318-614-4513  
 Office: 318-257-3145  
 Email: mbutler@latech.edu  
 Press Row: 318-257-3144  
 Website: www.LATechSports.com

FACILITY INFORMATION

Arena: Thomas Assembly Center (8,000)  
 Arena Record: 443-66  
 First Year in the TAC: 1982-83 (31st season)

**Defense Dominates in Win**

Louisiana Tech dominated Southern Miss defensively in the 72-37 win on Jan. 24. Tech forced a season-high 30 turnovers and outscored USM 38-6 on points off of turnovers (Tech committed a season low 9 turnovers in the game). Tech outrebounded USM 43-33, outscoring USM 25-6 on second chance points. Tech also held USM to only 35 percent shooting in the game.

**1,000-Win Club**

Louisiana Tech is one of only four women's basketball programs that has won at least 1,000 games. Tech became only the second women's basketball program to ever reach 1,000 wins, joining Tennessee. LA Tech won its 1000th game defeating Nevada 66-59 on March 11, 2011 in the semifinals of the 2011 WAC Tournament in Las Vegas. Tech ranks No. 2 all-time in the history of women's basketball in victories.

Program (Entering 15-16)	Wins (as of Feb. 7, 2016)
1. Tennessee (1277)	1291
2. Louisiana Tech (1059)	1072
3. James Madison (1018)	1032
4. Old Dominion (997)	1006
5. Texas (981)	1001

**Making Living at Charity Stripe**

Louisiana Tech has almost made as many free throws (351) as its opponents have attempted (392) this year. In Tech's first 23 games, the Lady Techsters have shot more free throws than its opponents in 17 of them.

**Conference History**

In their 29th year of conference affiliation, the Lady Techsters have recorded plenty of success. Tech has won 20 regular season titles, 16 conference tournament titles and 82 percent of their regular season conference games (including 88 percent of its home games).

29th season of conference affiliation

- American South 1987-91
- Sun Belt 1991-2001
- WAC 2001-13
- C-USA 2013-present

20 regular season conference titles

- American South 1988, 89, 90
- Sun Belt 1993\*, 94, 95, 96, 97\*, 98, 99, 2000, 01
- WAC 2002, 03, 04, 05\*, 06, 07\*, 09\*, 11
- C-USA None
- \* = shared regular season title

16 conference tournament titles

- American South 1988, 89, 90, 91
- Sun Belt 1994, 96, 97, 98, 99, 2000, 2001
- WAC 2002, 03, 04, 06, 2010
- C-USA None

# 2015-16 ROSTER

No.	Name	Ht.	Pos.	Class	Exp.	Hometown (Previous School)	Pronunciation Guide
1	Dawn Gipson	6-2	F	Fr.	HS	Jacksonville, Fla. (Ribault HS)	Jamine LeBlanc (leh-BLONK)
2	Rochelle Vasquez	5-10	G	Jr.	JC	McKinney, Texas (Gulf Coast State College)	Reaunu (REE-on-uh) Cleaver
3	Ruby Richie	5-6	G	Sr.	2L	Arcadia, La. (Ouachita Baptist)	Tiara (TEE-air-uh) Davenport
4	Kierra Anthony	5-6	G	Fr.	HS	New Iberia, La (New Iberia HS)	Kevione (KEV-ee-on) Moten
10	Maren Kreid	5-7	G	Fr-RS	HS	Franklin, Tenn. (Brentwood Academy)	
12	Brooke Pumroy	5-9	G	Sr.-RS	TR	Fairborn, Ohio (Marquette)	
22	Jasmine LeBlanc	5-10	G	Fr.	HS	Breaux Bridge, La. (Breaux Bridge HS)	<b>Coaches</b>
23	Reauna Cleaver	6-2	F	Fr.	HS	Elizabethtown, Ky. (Elizabethtown HS)	Head coach: Tyler Summitt
24	Tiara Davenport	6-0	F	So.	1L	Dallas, Texas (Duncanville HS)	Associate HC: Mickie DeMoss
25	Brandi Wingate	6-1	F	Sr.	1L	Columbia, Md. (Northwest Florida State)	Assistant Coach: Bernitha Johnson
30	Ashley Santos	5-11	G	Jr.-RS	TR	Geneva, Ill. (Marquette)	Assistant Coach: Amber Smith
32	Kevione Moten	6-4	F	Jr.	2L	Monroe, La. (Ouachita HS)	

**2015-16 Preseason  
C-USA Polls and Team**

COACHES POLL

1. Middle Tenn (5)
2. Old Dominion (4)
3. WKU (4)
4. Southern Miss
5. UTEP
6. Charlotte
7. UTSA (1)
8. UAB
9. LA Tech
10. Marshall
11. Florida Atlantic
12. Rice
13. FIU
14. North Texas

ALL-CONFERENCE

Lefty Webster, Charlotte  
 Brandi Wingate, LA Tech  
 Olivia Jones, Middle Tenn (POW)  
 Jevontay Clemons, Southern Miss  
 Leah Scott, Marshall  
 Jennie Simms, ODU  
 Carneasha Turner, UTEP  
 Kendall Noble, WKU



**Paul Millsap Vision**  
 presented by  
**Community Trust Bank**

In a continuing effort to elevate its athletic facilities and improve its game-day atmosphere, Louisiana Tech installed a \$1.2 million high definition video display board in the Thomas Assembly Center.

In addition to the board, the project also includes a customized sound system for the TAC and a video board control room which will be utilized for both football and basketball.

The board - which is known as Paul Millsap Vision presented by Community Trust Bank - was installed by Daktronics and includes four LED center hung video displays, two LED ribbon board displays and four new corner courtside displays.

352-78 all-time record in regular season conference games

American South	38-3
Sun Belt	135-9
WAC	157-43
C-USA	23-25

LA Tech vs. C-USA Schools

Louisiana Tech is 109-49 all-time against current members of Conference USA (this includes meetings that came when the programs were not members of the same conference).

Western Kentucky	26-15
Old Dominion	16-7
Rice	11-6
UTEP	10-5
FIU	10-0
UTSA	9-2
North Texas	8-0
Southern Miss	6-4
Florida Atlantic	5-0
Middle Tennessee	4-5
Charlotte	2-2
Marshall	1-1
UAB	1-3

A New League Home

Louisiana Tech begins its third year competing as a member of Conference USA after the University made the all-sports move on July 1, 2013. This marks the fourth conference that the Lady Techster basketball program has been affiliated with during its history, including the American South (1987-1991), the Sun Belt (1991-2001) and the Western Athletic Conference (2001-2013).

League	Years	Overall	League
Independent	1974-87	364-63	NA
American South	1987-91	114-19	38-3
Sun Belt	1991-2001	290-46	135-9
Western Athletic	2001-2013	263-116	157-43
Conference USA	2013-	41-47	23-25
<b>Totals</b>		<b>1072-290</b>	<b>353-80</b>

Techsters Against Conference Foes

This year marks Louisiana Tech's second as a member of Conference USA and 28th as a member of a conference. During the course of Tech's conference affiliations, the Lady Techsters have had plenty of success against conference opponents.

American South:	38-3 regular season (20-1 home, 18-2 road) 8-0 conference tournaments (8-0 at home) 46-3 overall (28-1 home, 18-2 road)
Sun Belt	135-9 regular season (71-1 home, 64-8 road) 24-3 tournament (7-2 home, 4-1 road, 13-0 neutral) 159-12 overall (78-3 home, 68-9 road, 13-0 neutral)
WAC	157-43 regular season (84-16 home, 73-27 road) 23-7 tournament (0-0 home, 3-2 road, 20-5 neutral) 180-50 overall (84-16 home, 76-29 road, 20-5 neutral)
C-USA	23-25 in regular season (14-10 home, 9-15 road) 3-2 tournament

# LA TECH WHEN...

At Home.....	9-4	Outrebounds Opponent.....	11-3	Shoots more FT than opponents.....	10-7
On the Road.....	3-7	Opponent outrebounds Tech.....	2-8	Less than opponents.....	2-5
At Neutral Site.....	1-1	Rebounds are even.....	0-1	Same.....	1-0
Leading End of 1st Qtr.....	9-3	Commits 15 or more turnovers.....	12-7	More assists than opponents.....	11-1
Trailing End of 1st Qtr.....	3-8	Less than 15.....	1-5	Fewer.....	2-11
Tied End of 1st Qtr.....	1-1	Forces 15 or more turnovers.....	11-9	Same.....	0-0
Leading At Half.....	10-1	Less than 15.....	2-3	More Steals than opponents.....	4-2
Trailing At Half.....	3-11	Shoots .500 or better.....	1-1	Fewer.....	7-10
Tied At Half.....	0-0	.400-.499.....	12-5	Same.....	2-0
Leading End of 3rd Qtr.....	10-0	.300-.399.....	0-6	In White Uniforms.....	0-0
Trailing End of 3rd Qtr.....	2-12	Less than .300.....	0-0	Blue Uniforms.....	9-3
Tied end of 3rd Qtr.....	1-0	Opponents shoot .500 or better.....	0-2	Black Uniforms.....	4-9
In Overtime.....	1-0	.400-.499.....	3-7	Pink Uniforms.....	0-0
Tech Scores Less Than 60.....	2-5	.300-.399.....	8-3	Record on Monday.....	0-0
60-69.....	3-5	Less than .300.....	2-0	Tuesday.....	0-1
70-79.....	6-1	Attempts 20 or more 3-pt. FG.....	1-3	Wednesday.....	1-1
80-89.....	2-1	10-19.....	9-6	Thursday.....	4-2
90-99.....	0-0	Less than 10.....	3-3	Friday.....	0-1
100+.....	0-0	Opponent attempts 20 or more 3-pt. FG.....	5-3	Saturday.....	7-6
Opponent Scores Less Than 60.....	6-0	10-19.....	7-6	Sunday.....	1-1
60-69.....	5-5	Less than 10.....	1-3	Record in November.....	3-2
70-79.....	2-5			December.....	2-4
80-89.....	0-1			January.....	5-3
90-99.....	0-1			February.....	3-3
100+.....	0-0			March.....	0-0
Margin is 21 or more.....	3-1				
16-20.....	3-0				
10-15.....	0-5				
6-10.....	3-4				
3-5.....	2-2				
2.....	1-0				
1.....	0-0				

(0-0 home, 0-1 road, 3-1 neutral)  
 26-26 overall  
 (14-10 home, 9-15 road, 3-1 neutral)

All-Time 353-80 regular season  
 (189-28 home, 164-52 road)  
 58-12 tournament  
 (14-2 home, 7-4 road, 37-6 neutral)  
 411-92 overall  
 (203-30 home, 171-56 road, 37-6 neutral)

### Conference Champs

Louisiana Tech has won 20 regular season conference titles in its 28 years of conference affiliation dating back to the 1987-88 season when it joined the American South Conference. Tech had a 15-year streak of regular season conference titles come to an end in 2007-08 when the Lady Techsters finished fifth. Tech won eight regular season conference title in 12 years of WAC affiliation. Last year marked only the sixth time in 28 years that Tech didn't finished first or second in the regular season standings. Prior to the 1987-88 season, LA Tech played as an independent in women's basketball.

Year	Conference	Regular Season	Tournament Finish
1987-88	American South	LA Tech	LA Tech 9-0/1st
1988-89	American South	LA Tech	LA Tech 10-0/1st
1989-90	American South	LA Tech	LA Tech 10-0/1st
1990-91	American South	Lamar	LA Tech 9-3/2nd
1991-92	Sun Belt	Lamar/WKU	WKU 12-4/3rd
1992-93	Sun Belt	LA Tech	WKU 13-1/1st
1993-94	Sun Belt	LA Tech	LA Tech 14-0/1st
1994-95	Sun Belt	LA Tech	WKU 13-1/1st



The Pat Summitt Foundation, a Fund of East Tennessee Foundation, was established by Pat Summitt and her son, Tyler Summitt, in November 2011.

Dedicated to winning the fight against Alzheimer's disease, its mission as a grantmaking foundation is to advance research for prevention and a cure; to provide hope, care, and critical support for patients, caregivers and families; and to educate the public on the impacts of Alzheimer's disease and the urgent need for a cure.

Pat Summitt, her family and friends have chosen East Tennessee Foundation to receive and manage contributions to Pat's Fund, and to facilitate their grantmaking in support of the mission.

To learn more visit [www.patsummitt.org](http://www.patsummitt.org); like us on [Facebook.com/patsummittfoundation](https://www.facebook.com/patsummittfoundation); follow us on Twitter: @webackpat.



1995-96	Sun Belt	LA Tech	LA Tech	14-0/1st
1996-97	Sun Belt	LA Tech/WKU	LA Tech	12-2/T1st
1997-98	Sun Belt	LA Tech	LA Tech	13-1/1st
1998-99	Sun Belt	LA Tech	LA Tech	12-0/1st
1999-00	Sun Belt	LA Tech	LA Tech	16-0/1st
2000-01	Sun Belt	LA Tech	LA Tech	16-0/1st
2001-02	WAC	LA Tech	LA Tech	17-1/1st
2002-03	WAC	LA Tech	LA Tech	18-0/1st
2003-04	WAC	LA Tech	LA Tech	17-1/1st
2004-05	WAC	LA Tech/Rice	Rice	14-4/T1st
2005-06	WAC	LA Tech	LA Tech	15-1/1st
2006-07	WAC	LA Tech/Boise	Boise St	12-4/T1st
2007-08	WAC	Boise/Fresno	Fresno St	9-7/5th
2008-09	WAC	LA Tech/Fresno	Fresno St	12-4/T1st
2009-10	WAC	Fresno St.	LA Tech	11-5/2nd
2010-11	WAC	LA Tech	Fresno St.	15-1/1st
2011-12	WAC	Fresno St.	Fresno St.	8-6/3rd
2012-13	WAC	Seattle	Idaho	9-9/5th
2013-14	C-USA	MT	MT	5-11/14th
2014-15	C-USA	WKU	WKU	10-8/7th

**Down But Not Out**

During Tyler Summitt's first year at the helm in Ruston, Louisiana Tech recorded two of the top five largest come-from-behind wins in program history. Louisiana Tech overcame an 18-point deficit to defeat UAB on Jan. 15, 2015 -- the fifth largest come-from-behind win in program history. Tech trailed 42-24 with 17:11 to play in the game before outscoring the Blazers 37-13 the rest of the way. Louisiana Tech then overcame a 19-point deficit to defeat Florida Atlantic on Feb. 12, 2015 -- the third largest come-from-behind win. Tech trailed 33-14 with 8:12 to play in the first half. The Lady Techsters also overcame a 12-point deficit to FAU in the first round of the 2015 C-USA Tournament to win.

1. Old Dominion (89-90) -21 W, 72-71
2. Idaho (12-13) -20 W, 67-58
3. Iowa (05-06) -19 W, 95-91 (2OT)
3. Florida Atlantic (14-15) -19 W, 73-68
5. UAB (14-15) -18 W, 61-55
6. Prairie View (11-12) -16 W, 89-83 (3OT)
6. Rice (04-05) -16 W, 76-66
8. Fresno State (04-05) -15 W, 92-87 (2OT)
8. Lamar (90-91) -15 W, 77-76
10. WKU (09-10) -14 W, 63-52
10. Fresno State (10-11) -14 W, 90-84 (OT)
10. North Texas (15-16) -14 W, 77-71

**Almost Made History**

Tyler Summitt will be the first to tell you he doesn't like for his teams to try to make a living playing from behind. However, on Dec. 22, 2015, Tech found itself trailing McNeese State by 21 points (44-23) at the half and by 18 points (59-41) entering the fourth quarter. Tech then fought all the way back and tied the game at 71-71 on a three-pointer by Kierra Anthony with 15 seconds to play before McNeese State hit three free throws down the stretch to win. It would have matched the largest come-from-behind win in LA Tech history.

**Almost Made History: Take II**

Once again, Summitt and Co. almost pulled off one of the history books on Feb. 20. Trailing Conference USA leader UTEP by 22 (61-39) with just over eight minutes to play, Tech fought all the way back and cut the deficit to 4 at 67-63 with 45 seconds to play before falling 72-65.

**Wingate Earns C-USA POW Honor for Fourth Time**

Louisiana Tech senior Brandi Wingate was named the Conference USA Player of the Week Monday (Feb. 8) after her impressive performances in the Lady Techsters wins over Rice and North Texas. It marks the fourth time this season that Wingate has earned the award, the most by any player in the

**Last Time Out vs. Today's Opponent  
LA Tech 77, North Texas 71  
Feb. 6, 2016**

RUSTON – Brandi Wingate scored a career-high 29 points and Ashley Santos added 11 to lead Louisiana Tech to a 77-71 win over North Texas before 1,769 fans Saturday evening at the Thomas Assembly Center in Conference USA action.

With the win, LA Tech (12-9, 7-3 C-USA) remained alone in fourth place in the Conference USA standings while improving to 5-0 at home in league play. Tech also improved to 8-0 all-time against North Texas.

The win didn't come easy. Tech overcame a 14-point second half deficit to record the 10th largest come-from-behind victory in program history.

Tech opened the game strong, holding North Texas without a point in the opening five minutes while grabbing a 7-0 advantage. However, once the Mean Green (8-12, 3-7 C-USA) got rolling, they used a 15-1 run to take a 15-11 lead at the first quarter of action.

North Texas continued their offensive execution in the second quarter, shooting 69 percent (9-13) from the field. A Tosin Mabodu layup with 3:47 to play before halftime saw the Mean Green take a 32-18 advantage, its biggest of the game.

However, Tiara Davenport hit a three-pointer to start a quarter-ending 9-2 run as Brooke Pumroy's three-pointer at the buzzer cut the NT lead to 34-27 at the half. The opening 20 minutes of play saw the two teams combine for 30 turnovers. The Lady Techsters committed 16 turnovers that led to North Texas scoring 24 of their 34 points off of turnovers. The Mean Green also shot 57 percent (15-26) from the field in the first half.

The second half of basketball was different on both ends of the court for Tech. The Lady Techsters attack the basket, getting to the free throw line 24 times and making 22 of them.

Defensively, Tech held NT to only 3-of-11 shooting in the third quarter, outscoring the Mean Green 20-12 as the Lady Techsters look 47-46 heading into the final stanza.

Santos scored all of 11 of her points in a four-minute stretch covering the final two minutes of the third quarter and the first two minutes of the fourth quarter. Her two free throws with 7:58 to play in the game tied the score at 54-54.

A Candice Adams jumper at the 7:35 mark gave NT a 56-54 lead – its last of the game – as Kierra Anthony tied the game eight seconds later on a pull-up jumper. Wingate made a layup and scored eight straight points as the Lady Techsters slowly pulled away for the win.

Tech outrebounded NT 35-26.

Official Basketball Box Score – Game Totals – Final Statistics  
North Texas vs Louisiana Tech  
2/6/16 6:05 PM at Thomas Assembly Center (Ruston, La.)

**North Texas 71 • 8-12, 3-7 C-USA**

#	Player	Total		3-Ptr		Rebounds		PF	TP	A	TO	Blk	Stl	Min	
		FG-FGA	FG-FGA	FT-FTA	Off	Def	Total								
23	TAC, Achell	1	5-9	0-0	2-2	2	6	8	4	12	0	1	0	2	29
02	JONES, Tadra	g	1-3	1-1	2-4	0	2	2	4	5	2	1	0	0	16
03	CRINER, Kelsey	g	3-11	1-1	6-10	2	1	3	5	13	6	4	0	4	24
13	SHILLOW, Orianna	g	1-2	0-1	0-0	0	0	0	0	2	1	0	0	0	16
14	ADAMS, Candice	g	7-14	4-9	0-0	1	0	1	5	18	1	3	0	0	21
10	WILLIAMS, Kasiney	g	3-6	0-0	1-2	0	1	1	4	7	5	3	0	3	36
15	JOLIVETTE, Brooke	g	0-0	0-0	0-0	0	0	0	0	1	0	0	0	0	2
20	ELLISON, Terra	g	4-9	1-1	1-2	2	2	4	4	10	1	5	0	2	38
30	MABODU, Tosin	g	2-3	0-0	0-0	1	1	2	2	4	0	1	0	1	18
	Team					3	2	5							
	Totals		26-56	7-13	12-20	11	15	26	29	71	16	19	0	12	200
	1st FG %:	6-13	46.2%	2nd 9-13	69.2%	3rd 3-11	27.3%	4th 8-19	42.1%	Game:	25-56	46.4%	Deadball		
	3FG %:	2-4	50.0%	1-1	100.0%	0-1	0.0%	4-7	57.1%		7-13	53.8%	Rebounds		
	FT %:	1-2	50.0%	0-0	0.0%	6-8	75.0%	5-10	50.0%		12-20	60.0%			5

**Louisiana Tech 77 • 12-9, 7-3 C-USA**

#	Player	Total		3-Ptr		Rebounds		PF	TP	A	TO	Blk	Stl	Min		
		FG-FGA	FG-FGA	FT-FTA	Off	Def	Total									
23	CLEAVER, Reauna	f	1-3	0-0	2-3	2	3	5	4	4	1	3	0	0	17	
25	WINGATE, Brandi	f	11-16	0-0	7-7	2	3	4	6	2	29	2	1	2	1	37
02	VASQUEZ, Rochelle	g	1-3	1-3	1-2	3	3	6	2	4	3	3	0	0	30	
12	PUMROY, Brooke	g	3-9	1-7	5-6	0	2	2	1	12	1	5	0	2	30	
30	SANTOS, Ashley	g	3-7	0-0	5-5	2	2	4	3	11	2	4	0	2	19	
03	RICHIE, Ruby	g	0-0	0-0	0-0	0	0	0	0	0	0	0	0	0	5	
04	ANTHONY, Kierra	g	2-2	0-0	4-4	0	2	2	2	8	4	1	0	1	21	
22	LEBLANC, Jasmine	g	0-4	0-1	3-4	2	1	3	3	3	0	4	0	0	15	
24	DAVENPORT, Tiara	g	2-5	1-2	1-2	0	2	2	1	6	0	0	1	0	23	
32	MOTEN, Kevione	g	0-0	0-0	0-0	0	0	0	1	0	0	0	0	0	3	
	Team					2	3	5								
	Totals		23-49	3-13	28-33	13	22	35	19	77	13	21	3	6	200	
	1st FG %:	3-11	27.3%	2nd 6-12	50.0%	3rd 6-14	42.9%	4th 8-12	66.7%	Game:	23-49	46.9%	Deadball			
	3FG %:	0-1	0.0%	3-7	42.9%	0-4	0.0%	0-1	0.0%		3-13	23.1%	Rebounds			
	FT %:	5-7	71.4%	1-2	50.0%	8-9	88.9%	14-15	93.3%		38-33	84.8%			3	

Officials: Kelly Johnson, Scott Yarbrough, Pularni Spurlock  
Technical fouls: North Texas-None, Louisiana Tech-None  
Attendance: 1769

Score by periods	1st	2nd	3rd	4th	Total
North Texas	15	19	12	25	71
Louisiana Tech	11	16	20	30	77

Last FG - NT 4th-00:15, LATECH 4th-01:05.  
Largest lead - NT by 14 2nd-03:47, LATECH by 9 4th-00:33.  
NT led for 19:21, LATECH led for 15:30. Game was tied for 05:09.

Score tied - 10 times.  
Lead changed - 6 times.

league. Wingate also captured the award for the weeks ending Nov. 30 and Dec. 14 and Jan. 18.

**Anthony Named C-USA Frosh of Week**

Louisiana Tech guard Kierra Anthony was named the Conference USA Freshman of the Week Monday (Dec. 21) following her performance in the Lady Techsters 79-62 win over UL-Lafayette. The New Iberia, Louisiana native scored 13 points and recorded career-highs in rebounds (8), assists (7) and steals (6) in leading LA Tech to the victory. She hit 4-of-10 field goals and 5-of-6 free throws.

**Wingate Earns All-Tournament Team Honors**

Louisiana Tech senior Brandi Wingate earned all-tournament team honors and Conference USA Player of the Week honors following her performance in the Lady Techsters two games at the 2015 Junkano Jam in Freeport, Bahamas (Nov. 27-28). Wingate recorded a double double with 17 points and a career-high 12 rebounds in a 68-57 loss to Top 25 UCLA. She then scored a career-high 22 points and added 6 rebounds in a 58-53 win over Denver. For the tournament, Wingate shot 71 percent (17-24) from the field.

**Notes from Wisconsin Game (L, 79-65)**

- \* 62 of the 65 points came from the Louisiana Tech starters
- \* 6 players saw their first action as a Lady Techster
- \* Tech pulled down 20 rebounds which led to 14 second chance points
- \* Tech scored 22 points off of 18 Wisconsin turnovers
- \* Kierra Anthony, Brooke Pumroy and Ashley Santos made their first start in Tech uniform
- \* Tech fell to 40-12 all-time against Big Ten teams

**Notes from Loyola Game (W, 76-40)**

- \* Bench was 14-of-29 from the field for 32 points
- \* 4 players in double figures for second straight game
- \* Reauna Cleaver recorded first collegiate double double with 10 points and 10 rebounds
- \* Tech outscored Loyola 22-1 on points off turnovers
- \* Jasmine LeBlanc, Reauna Cleaver and Rochelle Vasquez scored their first points in Tech uniform

**Notes from Stephen F. Austin Game (W, 76-44)**

- \* LA Tech led 29-28 at half before outscoring SFA 32-4 in 3rd quarter
- \* LA Tech outrebounded SFA 49-23
- \* LA Tech bench scored 39 of the 76 points
- \* Kevione Moten led team with 10 rebounds in 18 minutes
- \* Brooke Pumroy led team in scoring for third straight game with 18 points

**Notes from UCLA game (L, 68-57)**

- \* LA Tech fell for the first time in 12 meetings against the Bruins
- \* Tech was outscored 17-6 in the second quarter (committing 11 turnovers) ... tied the Bruins 51-51 in the other three quarters
- \* Brandi Wingate pulled down a career-high 12 rebounds and added 17 points for her first double double of the season
- \* Kierra Anthony totaled a career-high five steals in the game in only 22 minutes
- \* Freshman Reauna Cleaver made her first career start

**Notes from Denver Game (W, 58-53)**

- \* Tech led by 14 points in first half before finding itself trailing by 4 with 5 minutes to play
- \* Tech led at the end of the first quarter for the 5th straight time this season
- \* Brandi Wingate scored a career-high 22 points, hitting 9 of 11 field goals (she made her first eight shots of the game)
- \* Rochelle Vasquez recorded a career-high six assists in the win
- \* Tech hit 9-of-10 free throws in the final two minutes of the game
- \* Tech pulled down a season low 26 rebounds (a season low 7 offensive rebounds)

**Last Time Out for LA Tech  
UTEP 72, LA Tech 65  
Feb. 20, 2016**

RUSTON – UTEP used a 22-3 run over an 11-minute stretch covering the second and third quarters to build a 22-point lead and the Miners held off a furious Louisiana Tech rally to down the Lady Techsters 72-65 before 1,974 fans Saturday night at the Thomas Assembly Center.

With the loss, LA Tech (13-12, 8-6 C-USA) fell out of fourth place tie and into a fifth place tie with Old Dominion, one full game behind Charlotte. UTEP (23-2, 14-1 C-USA) maintained its game and a half lead over Middle Tennessee in the Conference USA race.

Tech led 19-17 on a pair of Reauna Cleaver free throws with 7:17 to play in the second quarter. However, the Lady Techsters went ice cold, connecting on only 1-of-its-next-15 field goals. By the time Kierra Anthony hit a jumper with 6:01 to play in the third quarter, Tech was down 20 points.

“That was the ball game,” said Tech head coach Tyler Summitt. “That stretch late in the second quarter and then early in the third. Give UTEP a lot of credit. They definitely didn’t overlook us. They came ready to play. We have to learn how to play 40 minutes and until we do we will have nights like this.”

UTEP guard Jenzel Nash, who led the Miners with 24 points, hit a layup with 8:12 to play in the game to push the lead to 61-39. It looked over for Tech.

However, just as they have done a number of times this year, the Lady Techsters found another gear. Using a full-court approach, Tech began to cut away at the deficit. A Wingate layup with 1:45 remaining cut the UTEP advantage to single digits at 65-56.

Another Anthony jumper, this one coming with 40 seconds to play, pulled Tech to within 67-63. However, UTEP hit some free throws down the stretch to seal the win.

Wingate led Tech with 21 points, 9 rebounds and four assists while Cleaver, Anthony and Santos each registered 12 points.

After hitting just 8 of its first 39 shots (21 percent) in the game, the Lady Techsters connected on 17 of its final 24 (71 percent) down the stretch, giving itself a chance to make a late run.

Tech will return to action Thursday when it travels to North Texas to face the Mean Green.

**Official Basketball Box Score – Game Totals – Final Statistics**

**UTEP vs Louisiana Tech  
02/20/16 6:00 PM at Ruston, La. (Thomas Assembly Center)**

**UTEP 72 • 23-2, 14-1 C-USA**

#	Player	Total	3-Ptr		Rebounds			PF	TP	A	T	Blk	Stl	Min			
			FG-FGA	FG-FGA	FT-FTA	Off	Def								Tot		
34	KENNEDY, Lawna	r	2-3	0-0	6-6	0	0	0	4	10	0	2	0	0	20		
01	BREEDLOVE, Starr	g	4-11	1-2	6-7	1	2	3	3	15	7	3	1	1	35		
02	TURNER, Cameasha	g	2-6	0-2	1-2	1	3	4	2	5	1	1	0	1	19		
24	NASH, Jenzel	g	10-19	0-1	4-3	3	6	9	4	24	4	3	1	5	38		
32	PARKER, Chrisauna	g	3-3	0-0	3-3	3	2	5	2	9	0	0	0	1	26		
04	MCKINNEY, Lulu	g	1-6	0-2	0-0	0	0	0	1	2	0	2	1	1	17		
10	ZAPART, Wiktorja	g	0-0	0-0	0-0	1	0	1	0	0	0	1	0	0	3		
12	TAYLOR, Sparkle	g	0-2	0-0	0-0	0	2	2	0	0	0	1	0	0	7		
15	DOBROWOLSKA, Agata	g	1-1	0-0	2-2	1	4	5	4	4	3	1	0	0	17		
33	MCCANTS, Daeshianna	g	1-2	0-0	0-1	3	1	4	0	2	0	1	0	0	10		
42	SEDA, Tamara	g	0-2	0-0	1-2	0	1	1	1	1	0	1	0	0	8		
<b>Team</b>						2	5	7				2					
<b>Totals</b>			24-55	1-7	23-28	15	26	41	21	72	15	18	3	9	200		
1st - FG %:		4-12	33.3%	2nd:	6-17	35.3%	3rd:	9-19	50.0%	4th:	5-8	62.5%	Game:	24-55	43.6%	Deadball	
3FG %:		0-1	0.0%	0-0	0.0%	0-5	0.0%	1-1	100.0%		1-7	14.3%		23-28	82.1%	Rebounds	0
FT %:		5-6	83.3%	5-6	83.3%	7-8	87.5%	6-8	75.0%								

**Louisiana Tech 65 • 13-12, 8-6 C-USA**

#	Player	Total	3-Ptr		Rebounds			PF	TP	A	T	Blk	Stl	Min			
			FG-FGA	FG-FGA	FT-FTA	Off	Def								Tot		
23	CLEAVER, Reauna	r	4-7	0-1	4-5	1	3	4	1	12	0	3	0	1	22		
25	WINGATE, Brandi	r	7-15	0-0	7-9	1	8	9	3	21	4	1	2	1	35		
02	VASQUEZ, Rochelle	g	0-2	0-0	0-0	2	1	3	1	0	3	1	0	0	28		
12	PUMROY, Brooke	g	0-6	0-4	0-0	0	0	0	1	0	3	0	0	3	25		
30	SANTOS, Ashley	g	5-11	0-0	2-3	1	1	2	2	12	0	0	0	0	20		
03	RICHIE, Ruby	g	0-0	0-0	0-0	0	0	0	0	0	0	1	0	0	7		
04	ANTHONY, Kierra	g	6-11	0-1	0-0	0	2	2	4	12	2	4	0	1	26		
22	LEBLANC, Jasmine	g	1-3	0-0	0-0	3	0	3	3	2	0	1	1	0	14		
24	DAVENPORT, Tiara	g	0-2	0-0	0-0	1	1	2	3	0	0	0	0	1	7		
32	MOTEN, Kevione	g	2-6	0-0	2-2	2	3	5	3	6	0	0	1	1	16		
<b>Team</b>						3	2	5				1					
<b>Totals</b>			25-63	0-6	15-19	14	21	35	21	65	12	12	4	8	200		
1st - FG %:		5-21	23.8%	2nd:	3-12	25.0%	3rd:	6-14	42.9%	4th:	11-16	68.8%	Game:	25-63	39.7%	Deadball	
3FG %:		0-2	0.0%	0-3	0.0%	0-0	0.0%	0-1	0.0%		0-6	0.0%		15-19	78.9%	Rebounds	2
FT %:		3-3	100.0%	3-4	75.0%	5-8	62.5%	4-4	100.0%								

Officials: Brian HAI; Brian Garland; Stacie Blow  
Technical fouls: UTEP-None, Louisiana Tech-None.  
Attendance: 1974

Score by periods	1st	2nd	3rd	4th	Total
UTEP	13	17	25	17	72
Louisiana Tech	13	9	17	26	65

Points	In	Off	2nd	Fast
UTEPW	Paint	T/O	Chance	Break
UTEP	32	10	7	12
LATECH	34	23	10	6

Last FG - UTEPW 4th-00:24, LATECH 4th-00:14.  
Largest lead - UTEPW by 22 3rd-04:27, LATECH by 2 1st-09:47.  
UTEPW led for 25:55, LATECH led for 06:01, Game was tied for 06:04.

**Notes from Prairie View Game (L, 77-68)**

- \* LA Tech saw its 29-game winning streak against SWAC teams snapped
- \* Freshman Kierra Anthony scored a career-high 17 points
- \* Senior Brandi Wingate recorded her second double double of the season (3rd of her career) with 21 points and career-high tying 12 rebounds
- \* Tech never led at any point in the game

**Notes from Nicholls State Game (W, 58-55)**

- \* LA Tech trailed 30-18 with two minutes to play in first half
- \* LA Tech used a 28-6 run to take a 46-36 lead late in third quarter
- \* LA Tech trailed 55-51 with three minutes to play before scoring the final seven points of the game
- \* Tiara Davenport recorded a double double (1st season, 2nd career) with 14 points and a career-high 12 rebounds
- \* LA Tech won despite being outscored 37-2 in bench points
- \* Brandi Wingate led LA Tech in scoring for fourth straight game

**Notes from Arizona Game (L, 77-67)**

- \* Brandi Wingate scored a career-high 26 points in the game
- \* LA Tech shot 30 free throws compared to only 9 for Arizona
- \* LA Tech's 67 points were the most surrendered by Arizona this season

**Notes from the Mississippi State Game (L, 93-63)**

- \* It was the 500th game ever played at the Thomas Assembly Center
- \* LA Tech scored 9 straight points to start the game before Miss State finished the first quarter on a 24-2 run
- \* Tech tied MSU in rebounding (37-37) -- MSU entered the game +16 in rebounding margin
- \* the 63 points were the most surrendered by MSU this season
- \* Brandi Wingate scored 25 points -- 17 in the fourth quarter -- her 4th 20-plus point game in last six games

**Notes from the UL-Lafayette Game (W, 79-62)**

- \* LA Tech snapped the Ragin Cajuns 5-game winning streak and improved to 40-1 all-time in the series
- \* Freshman Jasmine LeBlanc scored a career-high 12 points
- \* Junior Ashley Santos recorded her first collegiate double double with 16 points and 10 rebounds (both career-highs)
- \* Freshman Kierra Anthony recorded career-highs in assists (7) and steals (6)
- \* The 79 points were the most allowed by ULL this year (entered game allowing only 50.1 ppg)

**Notes from the McNeese State Game (L, 74-71)**

- \* LA Tech trailed by 21 at halftime (44-23) and 18 at start of fourth quarter (59-41) before rallying to tie the game at 71-71 with 15 seconds to play.
- \* For the second straight game, Ashley Santos set a career-high in points with 19.
- \* Freshman Reauna Cleaver scored 11 points for her third double digit scoring game
- \* Brandi Wingate scored 16 points, marking the seventh time in the last eight games she has scored at least 16 points

**Notes from the Southern Miss Game (L, 69-59)**

- \* LA Tech losts its C-USA opener for third straight year (all to USM)
- \* LA Tech was outrebounded 50-29, including 23-6 on offensive glass
- \* LA Tech committed a season-low 12 turnovers (previous low was 18 twice)
- \* Ashley Santos recorded a career-high six assists
- \* LA Tech shot more free throws than its opponent for the 10th time in 12 games

**Notes from the Old Dominion Game (W, 69-51)**

- \* LA Tech led from start to finish
- \* LA Tech held ODU to only 29 percent shooting for the game
- \* Brandi Wingate recorded her fifth 20-plus point performance with 23

**What They Are Saying About Tyler Summitt*****Tommy McClelland (Athletics Director at Louisiana Tech)***

"Tyler represents our philosophy of developing champions in the classroom, on the court and in life. He grew up in that championship culture and it is all he knows. His reputation as a great recruiter, a rising young star in the coaching business and a passionate leader is known throughout the nation. We are fortunate to have him lead our women's basketball program into the future."

***Dr. Les Guice (Louisiana Tech President)***

"Tyler Summitt is an amazingly talented individual with tremendous character and leadership skills that will unquestionably propel him to success in life. I am absolutely thrilled to have him leading our Lady Techsters basketball program and am confident that he can return our program to national prominence."

***Leon Barmore (Louisiana Tech Lady Techster Head Coach Emeritus)***

"I really respect and appreciate the commitment that President (Les) Guice and (Athletics Director) Tommy McClelland have shown to this program with this hire. They have put the Lady Techster program in the forefront. I met with Tyler (Monday). What I found out in the 45 minutes we spent together was that he truly respects this program. We certainly respect him and his family. In time he will prove to be an outstanding head coach. I know he is 23 years old, but he has been coaching since he was one. I really like the direction we have gone. I think this is a really good hire. I am fired up about it."

***Bruce Pearl (Head Coach for Auburn Men's Basketball)***

"Tyler is one of the brightest young minds in college basketball. Tyler is so wise beyond his years, understands the game and has a proven system. I would hire him at Auburn if it weren't for this head coaching opportunity at LA Tech."

***Billie Moore******(Former Head Coach for US Olympic Team, UCLA, Cal. State-Fullerton)***

"Tyler has a special gift. He has a talent for teaching, a unique perspective of seeing and understanding the concepts and strategies of the game. Tyler is great with people; he is a tremendous communicator and a natural leader - things that have nothing to do with age. Quite simply, he has 'it' and there is absolutely no question in my mind that he will be a successful head coach."

***Cuonzo Marton (Head Coach for Tennessee Men's Basketball)***

"Tyler has a tremendous work ethic and has the basketball knowledge. All his life he's been around the best that ever coached the game so he understands what it takes."

***Terri Mitchell (Head Coach for Marquette Women's Basketball)***

"Tyler told me, 'There's only one environment I know. That is a championship environment, and I will bring that to practice, to work and to games every single day.' He absolutely delivered on that promise. He's going to be a star in our profession."

***Danielle Donehew******(Associate Commissioner for WBB at The American Athletic Conference)***

"Tyler Summitt has a talent that is rare to find at any age. His basketball IQ includes lessons from many of our game's legends. He is committed to the student-athlete, excellence, discipline and his family. Tyler is a born leader and will be a successful head coach. I am certain Tyler will leave his fingerprints on our game in his own special way."

***Dave Hart (Athletic Director for University of Tennessee)***

"Tyler Summitt is a rising star in the coaching profession. He is mature well beyond his years as a young professional. He has superb knowledge of the game of basketball, is a tireless recruiter who connects with prospects and players alike and his passion will galvanize every key University constituent."

***Joan Cronan******(Women's Athletic Director Emeritus for the University of Tennessee)***

"When combining the tradition of LA Tech with the potential of Tyler Summitt, I think you have a winning combination. I have literally known Tyler since birth, and I have been impressed with his maturity and work ethic from an early age. Tyler possesses many wonderful qualities, but the three I most admire are his character, communication skills and Christian values. This hire reflects the tradition of excellence of women's basketball at LA Tech."



points

- \* Brooke Pumroy tied her career-high with 18 points
- \* Jasmine LeBlanc scored 11 points and grabbed a career-high 8 rebounds
- \* Rochelle Vasquez pulled down a career-high 6 rebounds

#### Notes from the Charlotte Game (L, 63-58)

- \* LA Tech tied its season low with 12 turnovers
- \* LA Tech pulled down 19 offensive rebounds after pulling down just 12 combined in the previous two games
- \* Freshman Jasmine LeBlanc pulled down a career-high tying eight rebounds
- \* Brandi Wingate and Ashley Santos combined to hit 10-of-16 FG in first half (rest of team was 1-of-22)
- \* It was LA Tech's first ever game in Charlotte

#### Notes from the FIU game (W, 82-63)

- \* LA Tech recorded season highs in points, FG percentage (50) and assists (21) in the win
- \* LA Tech used its seventh different starting lineup of the season
- \* LA Tech shot 16-26 from the field in the second half
- \* LA Tech outrebounded FIU 48-29
- \* Tiara Davenport recorded a season-high of 16 points
- \* Jasmine LeBlanc recorded her third straight game with 8 rebounds (career high)
- \* LA Tech improved to 10-0 all-time against FIU

#### Notes from the Florida Atlantic game (W, 65-62)

- \* LA Tech improved to 5-0 against FAU
- \* LA Tech held FAU to its third lowest output of the season
- \* LA Tech won back-to-back games for only second time this year
- \* Brandi Wingate recorded her third double double with 21 points and 10 rebounds
- \* LA Tech hit 3-of-17 FG in first quarter (22-of-44 rest of game)

#### Notes from the USM game (W, 72-37)

- \* LA Tech improved to 6-4 all-time against USM
- \* LA Tech recorded its largest margin of victory in a league game since a 44-point win over SJSU on Jan. 13, 2010
- \* LA Tech held USM to 37 points, the fewest by an opponent since San Jose State scored just 34 on Jan. 6, 2011
- \* Forced a season-high 30 turnovers and outscored USM 38-6 on points off turnovers
- \* Committed a season-low 9 turnovers

#### Notes from the UTSA game (W, 82-72 OT)

- \* LA Tech improved to 22-15 all-time in overtime games, including winning six straight OT games on the road
- \* LA Tech outscored UTSA 10-0 in OT
- \* LA Tech shot a program single game record 51 free throws
- \* Senior Brooke Pumroy recorded LA Tech career highs in points (19) and rebounds (7)
- \* Freshman Reauna Cleaver scored a career-high 14 points
- \* Freshman Jasmine LeBlanc recorded a career-high 11 rebounds and 4 assists

#### Notes from the UTEP game (L, 86-80)

- \* The 80 points scored were the most surrendered by UTEP this season
- \* LA Tech shot 50 percent (25-50) from the field, just the second time this season the Lady Techsters have eclipsed that mark
- \* LA Tech forced only 5 turnovers by UTEP in the game, including zero in the second half (Tech committed 13)
- \* UTEP outscored LA Tech 19-1 in points off of turnovers

#### Notes from the Rice Game (W, 63-61)

- \* Tech was 0-6 from three-point line, snapping a streak of 112 straight games with at least one three-pointer
- \* Brandi Wingate scored 20 points, marking the 5th straight game of 20 or more points
- \* The game saw 19 ties and 20 lead changes
- \* Rice was 0-7 from the field and 3-of-10 from the free throw line in final 5:32 of the game

#### Notes from the North Texas Game (W, 77-71)

#### 2015 Singing Class

Jaiden McCoy  
6-3, Forward  
Emporia, Kansas (Farragut HS)

High School: Lettered on the varsity for three years at Farragut High School for coach Jason Mayfield ... Helped lead the Admirals to the district championship ... Named second team all-PrepXtra by the Knoxville News as a junior ... Averaged 12.1 points, 8.2 rebounds and 3.4 blocks as a junior, helping Farragut reach the Tennessee Class 3A state sectional ... Plays AAU basketball for Tom Insell and the Nike Flight ... Personal: Full name is Jaiden Blossom McCoy ... Daughter of Maxteen McCoy and Kristen Blossom ... Has one sister, Ashton, and one brother, Madison ... Born Oct. 12, 1997 in Emporia, Kansas ... Chose LA Tech over Michigan State, West Virginia, Middle Tennessee and Ole Miss.

Anna McLeod  
6-0, Guard,  
Houston, Texas (SATC Mavericks)

High School: Was homeschooled ... Played basketball for the SATC Mavericks and coach Mark McLeod for three years ... Led team to the Texas Home School State Basketball Championship title in 2015 and state runner-up in 2014 ... Also made the Final Four in 2013 ... As a junior averaged 19.7 points, 8.2 rebounds, 4.3 assists and 1.4 blocks ... Named to the THSSBC all-state team all three years and was the MVP in 2015 ... Played AAU basketball for the Houston Insiders (coach James Daniels) and Texas United (coach Justin Higginbotham) ... Personal: Full name is Anna Faith McLeod ... Daughter of Mark and Janet McLeod ... Has one brother, Josiah, and six sisters, Jessica, Rebekah, Rachel, Sarah, Grace and Ellie ... Grandfather George McLeod played in the NBA for the Baltimore Bullets ... Sister Rachel played for Liberty University ... Born April 25, 1997 in Houston, Texas ... Chose LA Tech over Gonzaga and Texas.

Jaida Roper  
5-7, Guard  
Memphis, Tenn. (Houston High School)

High School: Lettered four years for coach Chad Becker at Houston High School in Tennessee ... Helped lead the Mustangs to the 2014 district and regional championships ... Averaged 17.8 points, 3.6 rebounds, 5.7 assists and 3.9 steals per game as a junior ... Shot 40 percent from the three-point line ... Was named the district MVP as a sophomore ... Named to the all-regional tournament team as a sophomore and junior ... Named all-state as a sophomore ... Named to the Best of the Preps team three straight years ... Played AAU basketball for Tom Insell and the Tennessee Flight Silver ... Personal: Full name is Jaida Karen Roper ... Daughter of John and Kina Roper ... Has one brother, John ... Born March 14, 1998 in Chicago, Illinois ... Chose LA Tech over Wisconsin, Wake Forest, Cincinnati and Middle Tennessee.

- \* LA Tech overcame a 14-point deficit, the 10th largest come-from-behind win in Lady Techster history
- \* LA Tech improved to 8-0 all-time against NT
- \* LA Tech made 28-of-33 free throws, including 19 straight in the third and fourth quarters
- \* Brandi Wingate scored a career-high 29 points in the win, surpassing her previous career-high of 26 (at Arizona on Dec. 10)

**Notes from the Middle Tenn Game (L, 68-57)**

- \* LA Tech committed a season-high tying 27 turnovers in the game
- \* Junior Kevione Moten scored a season-high 12 points and added 8 rebounds (7 offensive) in 18 minutes
- \* Senior Brandi Wingate recorded her sixth double double with 11 points and 12 rebounds
- \* LA Tech outrebounded the Blue Raiders 44-31

**Notes from UAB Game (L, 64-49)**

- \* The 49 points were the fewest scored by LA Tech this season (previous low was 57)
- \* Tech saw only one player score in double figures (Brandi Wingate 10 points)
- \* Tech played without the services of Ashley Santos (injury)
- \* Tech used its 10th different starting lineup of the season

**Notes from UTSA Game (W, 75-66)**

- \* LA Tech improved to 6-0 at home in C-USA games
- \* LA Tech swept the season series from the Roadrunners
- \* Brandi Wingate recorded her seventh double double of the season with 24 points and 11 rebounds
- \* Tech played without the services of Tiara Davenport (injury)
- \* Dawn Gipson scored her first career points

**Notes from UTEP game (L, 72-65)**

- \* LA Tech trailed 61-39 with 8:12 to play before fight back to cut the deficit to 67-63 with 0:40 seconds remaining
- \* LA Tech hit only 21 percent (8-39) of its field goals to start the game before making 71 percent (17-24) to end the game
- \* LA Tech saw its 6-game home conference winning streak end
- \* Brandi Wingate eclipsed the 20-point plateau for the 13th time this season

**A Look Back at Last Season**

During Tyler Summitt's first year in Ruston, Louisiana Tech recorded a 16-15 record, including a 9-7 mark in Conference USA games. The winning record snapped a two year stretch where the Lady Techsters won less than 50 percent of their games -- the ONLY two losing seasons in the program's 41-year history. With five senior starters on last year's team, Tech showed signs of promise during its non-conference schedule taking Top 25 Mississippi State down to the wire before falling 81-77 in Starkville. Tech finished seventh in the C-USA standings and defeated Florida Atlantic 84-74 in the C-USA Tournament before falling to Middle Tennessee to end the season.

**Team 42**

Louisiana Tech begins year No. 42 in the program history and year No. 2 of the Tyler Summitt era when the Lady Techsters open at Wisconsin. Summitt and his coaching staff will have one of the youngest teams in the country this season after graduating all five starters from a year ago and losing six letterwinners. Tech returns only four letterwinners from last year in seniors Brandi Wingate and Ruby Richie, junior Kevione Moten and sophomore Tiara Davenport. Tech's roster boasts seven players who have never worn a LA Tech uniform, including two Division I transfers in Brooke Pumroy and Ashley Santos -- both from Marquette -- , junior college transfer Rochelle Vasquez and freshmen Kierra Anthony, Reauna Cleaver, Dawn Gipson and Jasmine LeBlanc.

**Youngest Teams in Country ... Part I**

**Game by Game Starting Lineup**

Wisc	Anthony, Pumroy, Santos, Davenport, Wingate
Loyola	Anthony, Pumroy, Vasquez, Davenport, Wingate
SFA	Anthony, Pumroy, Santos, Davenport, Wingate
UCLA	Anthony, Pumroy, Santos, Davenport, Cleaver
Den	Anthony, Pumroy, Santos, Davenport, Wingate
PVAM	Anthony, Pumroy, Santos, Davenport, Wingate
NSU	Anthony, Pumroy, Santos, Davenport, Wingate
Ariz	Anthony, Pumroy, Santos, Davenport, Wingate
Miss St	Anthony, Vasquez, Santos, Davenport, Wingate
ULL	Anthony, Vasquez, Santos, Davenport, Wingate
McN	Anthony, Vasquez, Santos, Davenport, Wingate
USM	Pumroy, Vasquez, Santos, Davenport, Wingate
ODU	Pumroy, Vasquez, Santos, Davenport, Moten
Char	Pumroy, Vasquez, Santos, Davenport, Moten
FIU	Pumroy, Vasquez, Santos, Wingate, Moten
FAU	Pumroy, Vasquez, Santos, Wingate, Moten
USM	Pumroy, Vasquez, Santos, Wingate, Moten
UTSA	Pumroy, Vasquez, Santos, Wingate, Moten
UTEP	Pumroy, Vasquez, Santos, Wingate, Moten
Rice	Vasquez, Santos, Davenport, Wingate, Cleaver
NT	Pumroy, Vasquez, Santos, Wingate, Cleaver
MT	Pumroy, Vasquez, Santos, Wingate, Cleaver
UAB	Pumroy, Anthony, Vasquez, Wingate, Cleaver
UTSA	Pumroy, Vasquez, Santos, Wingate, Cleaver
UTEP	Pumroy, Vasquez, Santos, Wingate, Cleaver
NT	
Rice	
Mar	
WKU	

**Record by Lineups**

Anthony, Pumroy, Santos, Davenport, Wingate	3-3
Anthony, Pumroy, Vasquez, Davenport, Wingate	1-0
Anthony, Pumroy, Santos, Davenport, Cleaver	0-1
Anthony, Vasquez, Santos, Davenport, Wingate	1-2
Pumroy, Vasquez, Santos, Davenport, Wingate	0-1
Pumroy, Vasquez, Santos, Davenport, Moten	1-1
Pumroy, Vasquez, Santos, Wingate, Moten	4-1
Vasquez, Santos, Davenport, Wingate, Cleaver	1-0
Pumroy, Vasquez, Santos, Wingate, Cleaver	2-2
Pumroy, Anthony, Vasquez, Wingate, Cleaver	0-1

**Active Player Starts Chart**

Name	Season	Career	Career GP
Wingate	22	25	54
Davenport	15	16	55
Pumroy	21	84	87
Santos	23	25	55
Vasquez	18	18	25
Anthony	12	12	23
Moten	7	12	74
Cleaver	7	7	25
Richie	0	5	50
LeBlanc	0	0	24
Gipson	0	0	7
Kreid	0	0	4
Totals	125	130	405

Louisiana Tech boasts one of the most inexperienced teams in the country based off of returning career starts at that school. Louisiana Tech's 11-member roster enters the season with only 14 career starts in a LA Tech uniform, the third fewest of any team in the country.

**Youngest Teams in the Country**  
(by fewest career starts on roster at current school)

School	Combined Career Starts (entering season)
Marquette	9
Indiana State	11
Louisiana Tech	14
Portland State	15
Quinnipiac	22
Cal-State Northridge	26

**Youngest Teams in Country ... Part II**

Only 25 percent of Louisiana Tech's roster consists of returning scholarship players from a year ago, the second lowest percentage in the country.

School	Scholarships (Returning/Total)	Pct. of Ret Scholarship
Marquette	2/11	18%
Louisiana Tech	3/12	25%
UT Martin	4/14	27%
Arkansas	4/13	31%
Portland State	4/13	31%
Stetson	4/12	33%
West Virginia	5/15	33%
Cal St Northridge	5/13	38%

**Talk about Losing Experience**

Tyler Summitt lost ALOT of experience in the off-season with the graduation of all five starters and the transfer of one of his top reserves to Seton Hall. Here is a look at what the Lady Techsters lost from last year (note: the returning totals only include stats in a LA Tech uniform; doesn't include stats from DI transfers from previous schools).

	Lost	Returning
Career Starts	338	14
Career Games Played	521	139
Career Points	4,113	702
Career Rebounds	2,176	396
Career Assists	852	52
Career Steals	544	49

**Freshmen Opening Eyes**

Louisiana Tech boasts three true freshman that have played significant roles this year, and all three are opening some eyes.

- Kierra Anthony (7.0 ppg, 3.4 apg, 2.7 rpg, 1.6 spg)  
 \* 13 points, 8 rebounds, 7 assists, 6 steals vs. UL-Lafayette  
 \* 17 points vs. Prairie View A&M  
 \* 11 points vs. Arizona  
 \* 12 points, 3 assists, 2 steals vs. Wisconsin  
 \* 12 points vs. UTEP  
 \* 12 points vs. UTEP

- Jasmine LeBlanc (5.0 ppg, 4.2 rpg)  
 \* 11 points, 8 rebounds vs. Old Dominion  
 \* 7 points, 11 rebounds, 4 assists vs. UTSA  
 \* 12 points vs. UL-Lafayette  
 \* 8 points, 6 rebounds vs. Southern Miss  
 \* 10 points, 4 rebounds vs. Rice

- Reauna Cleaver (5.0 ppg, 3.9 rpg)  
 \* 14 points, 6 rebounds vs. UTSA  
 \* 13 points, 4 rebounds, 3 assists vs. Stephen F. Austin

**Double-Digit Scoring Games**

- Name — 2015-16 (Career)  
 Brandi Wingate -- 23 (36)  
 Brooke Pumroy -- 14 (42)  
 Ashley Santos -- 12 (13)  
 Kierra Anthony -- 6 (6)  
 Tiara Davenport -- 5 (13)  
 Reauna Cleaver -- 5 (5)  
 Jasmine LeBlanc -- 3 (3)  
 Rochelle Vasquez -- 2 (2)  
 Kevione Moten -- 2 (8)  
 Ruby Richie -- 0 (1)

**Double-Digit Rebounding Games**

- Name — 2015-16 (Career)  
 Brandi Wingate -- 7 (8)  
 Reauna Cleaver -- 1 (1)  
 Kevione Moten -- 1 (6)  
 Tiara Davenport -- 1 (2)  
 Ashley Santos -- 1 (1)  
 Jasmine LeBlanc -- 1 (1)

**5+ Assists Games**

- Name — 2015-16 (Career)  
 Kierra Anthony -- 6 (6)  
 Brooke Pumroy -- 4 (24)  
 Rochelle Vasquez -- 2 (2)  
 Ashley Santos -- 1 (1)  
 Brandi Wingate -- 0 (1)

**Led Team in Scoring**

- Name — 2015-16 (Career)  
 Brandi Wingate -- 17 (21)  
 Brooke Pumroy -- 4 (4)  
 Ashley Santos -- 2 (2)  
 Tiara Davenport -- 1 (3)  
 Kevione Moten -- 1 (1)  
 Ruby Richie -- 0 (1)

**Led Team In Rebounding**

- Name — 2015-16 (Career)  
 Brandi Wingate -- 16 (22)  
 Tiara Davenport -- 5 (7)  
 Jasmine LeBlanc -- 3 (3)  
 Ashley Santos -- 2 (2)  
 Reauna Cleaver -- 1 (1)  
 Kevione Moten -- 1 (8)  
 Rochelle Vasquez -- 1 (1)

**20-point Performances**

- Name — 2015-16 (Career)  
 Brandi Wingate -- 13 (14)  
 Brooke Pumroy -- 0 (1)

**Double Doubles**

- Name — 2015-16 (Career)  
 Brandi Wingate -- 7 (8)  
 Reauna Cleaver -- 1 (1)  
 Tiara Davenport -- 1 (2)  
 Ashley Santos -- 1 (1)  
 Kevione Moten -- 0 (3)

- \* 10 points, 10 rebounds vs. Loyola
- \* 11 points, 5 rebounds vs. McNeese State
- \* 12 points, 5 rebounds vs. UTEP

**Wingate Named Preseason All-CUSA**

Louisiana Tech senior Brandi Wingate was one of eight players voted to the Conference USA Preseason Team by the league coaches. Wingate was named the C-USA Sixth Player of the Year last season after averaging 9.0 points and 4.9 rebounds per game coming off the bench. Wingate recorded 12 double digit scoring games as a junior with 10 of those coming in C-USA play.

**Cleaver Records Double Double**

In only her second collegiate game, Louisiana Tech freshman Reauna Cleaver recorded a double double with 10 points and 10 rebounds in 20 minutes in the win over Loyola. Cleaver also added an assist and a block in the performance. She followed that up with a 13 points, 4 rebound, 3 assists performance in Tech's win over SFA.

**Newcomer Nuggets**

Louisiana Tech has eight newcomers on this year's roster, including four freshmen, one junior college transfer and three Division I transfers. Here are a few off-the-court nuggets on these young ladies (you can turn to the back of this notes package for full feature stories on all eight of these young ladies).

Kierra Anthony (#5) -- earned district most valuable player accolades as a junior and senior and was named the Best of the Teche Player of the Year by the Daily Iberian three straight years.

Brooke Pumroy (#12) -- transfer from Marquette who enjoys golf, FCA, family, self-help books and personal development videos

Ashley Santos (#30) -- transfer from Marquette who comes from a basketball family. Jose (Dad) played college basketball at Bethany Nazarene College (now Southern Nazarene University) in Oklahoma and internationally in Puerto Rico before also playing for the Puerto Rican national team. Her mother, Lori (Findahl), lettered at Wichita State from 1986 through 1989, where she still ranks sixth all-time in career rebounds. Younger sister, Sidney, age 19, is currently a sophomore at Oakland University, where like Ashley, she redshirted this past season. Eighteen-year-old brother K.J. is one of the top recruits in the country. Currently at Vermont Academy, the 6-foot-9-inch, 200-pound shooting guard has offers from the likes of Oklahoma, Iowa, DePaul, Wichita State and Xavier to just name a few. Youngest brother Nate is playing AAU basketball for her dad in Chicago.

Alexus Malone (#34) -- transfer from Buffalo whose mother Stacy Johnson Malone was a two-time Kodak All-American at Delta State in the mid-1990s. She was recently inducted into the Delta State Athletic Hall of Fame.

Jasmine LeBlanc (#22) -- Has six siblings, including four sisters, Nickea, Shaina, Kadija and Aliyah, and two brothers, Deshannon and Jabari.

Reauna Cleaver (#23) -- coming off a knee injury her senior year of high school. Nickname is Sweets, given to her by her father when she was born.

Rochelle Vasquez (#2) -- Played at Texas State as a freshman before transferring to Gulf Coast State College for her sophomore season. At 10-years-old, suffered from alopecia areata, an autoimmune disease that causes a person's hair to fall out.

Dawn Gipson (#1) -- played AAU basketball for Lady Techster assistant coach Amber Smith (Essence -- Florida).

**Richie Earns Scholarship**

After starting her college career in Ruston as a walk-on, Louisiana Tech senior Ruby Richie earned a scholarship this summer as she enters her final college season.

**Summitt Era Heads Into Year No. 2**

Louisiana Tech University announced the hiring of Tyler Summitt in a press conference held on April 2, 2014. Summitt, the 25-year-old son of legendary Tennessee Hall of Fame coach Pat Summitt, came to Ruston after serving as an assistant coach at Mar-

**Active Statistical Leaders**

**Scoring**

Pumroy	787
Wingate	704
Davenport	348
Santos	335
Moten	289
Anthony	160
Cleaver	126
LeBlanc	119
Vasquez	98
Richie	74
Gipson	3
Kreid	0

**Blocks**

Moten	43
Wingate	26
Pumroy	13
LeBlanc	11
Santos	9
Davenport	6
Cleaver	5
Richie	2
Gipson	2
Anthony	1
Vasquez	1

**Rebounding**

Wingate	334
Pumroy	264
Moten	229
Davenport	196
Santos	178
LeBlanc	100
Cleaver	97
Vasquez	65
Anthony	62
Richie	23
Gipson	5
Kreid	0

**Assists**

Pumroy	310
Anthony	79
Santos	75
Wingate	65
Vasquez	42
Davenport	24
LeBlanc	21
Cleaver	20
Richie	19
Moten	5
Kreid	1
Gipson	0

**Steals**

Pumroy	122
Wingate	40
Davenport	36
Anthony	36
Santos	26
LeBlanc	17
Vasquez	15
Moten	13
Cleaver	12
Richie	2
Gipson	0
Kreid	0

quette for the past two seasons. He is the sixth head coach in LA Tech women's basketball history, following in the footsteps of Sonja Hogg, Leon Barmore, Kurt Budke, Chris Long and Weatherspoon. During his first year in Ruston, Summitt led the Lady Techsters to a 16-15 record, including a 10-8 record in C-USA games.

**Youngest Division I Head Coach**

Tyler Summitt is the youngest Division I head coach in the country ... and its not even close. Summitt turned 25 on Sept. 21. The next youngest head coach in Division I women's basketball is Omaha's Brittany Lange who almost four years older than Summitt.

Name	School	Age	Birthday
Tyler Summitt	LA Tech	25 y, 6 mo	9/21/90
Brittany Lange	Omaha	29 y, 4 mo	12/31/86
DeUnna Hendrix	High Point	31 y, 5 mo	10/27/84
Matt Insell	Ole Miss	33 y, 7 mo	9/22/82
Jennie Baranczyk	Drake	34 y, 2 mo	2/22/82

**Welcome Back Mickie**

The first coaching staff move that Tyler Summitt made was to lure Mickie DeMoss away from the WNBA and back to her alma mater. DeMoss, who serves as the associate head coach for the Lady Techsters, was the starting point guard on the first three Lady Techster teams ever (1974-1977). DeMoss brings a treasure chest full of basketball coaching experience to Ruston as she boasts 36-years of the collegiate coaching experience, including 20 years as an assistant and associate head coach at the University of Tennessee. DeMoss spent the past two years as an assistant coach with the WNBA's Indiana Fever, helping guide the franchise to the 2012 WNBA championship. She was a part of six national championships and 12 Final Four teams at Tennessee before reviving the Kentucky Wildcats program where she was named the 2006 SEC Coach of the Year during her four years as the head coach.

1977-1979	Memphis	Asst Coach
1979-1983	University of Florida	Head Coach
1983-1985	Auburn University	Asst Coach
1985-2003	University of Tennessee	Assoc. HC
2003-2007	University of Kentucky	Head Coach
2007-2010	University of Texas	Assoc HC
2010-2012	University of Tennessee	Assoc HC
2012-2014	Indiana Fever (WNBA)	Asst. Coach
2014-present	Louisiana Tech	Assoc HC

**It All Started With a Meeting**

Mickie DeMoss is more than just the first point guard in the history of the Louisiana Tech Lady Techster program. She was instrumental in the women's basketball program starting back in 1974. As an undergraduate student in Ruston, DeMoss joined a physical education teacher by the name of Sonja Hogg in then President F. Jay Taylor's office. Hogg, who became the first coach in the history of the program and who is enshrined in the Women's Basketball Hall of Fame in Knoxville, and DeMoss convinced Dr. Taylor to start and fund the Lady Techster program. The rest is history.

**Summitt and DeMoss**

As a child growing up with the Tennessee Lady Vols basketball program, Tyler Summitt developed a close relationship with Mickie DeMoss, who served as an assistant for Pat Summitt for two decades in Knoxville. However, the relationship began when Tyler was born ... as DeMoss was present in the room when Pat Summitt gave birth to Tyler.

**Tennessee Ties**

Tyler Summitt and Mickie DeMoss aren't the only two coaches on the Lady Techsters with Tennessee ties. Assistant coaches Bernitha Johnson and Amber Smith also have a Lady Vols background. Johnson was a manager for Pat Summitt and the Lady Vols during her college days while Smith served as a graduate assistant at Tennessee last year.

**2015-16 Tech Players of the Game**

Wisc	Brooke Pumroy (16 pts, 6 reb)
Loyola	Reauna Cleaver (10 pts, 10 reb)
SFA	Rochelle Vasquez (13 points, 3 assists)
UCLA	Brandi Wingate (17 points, 12 rebounds)
Den	Brandi Wingate (22 points, 6 rebounds)
PVAM	Brandi Wingate (21 points, 12 rebounds)
NSU	Tiara Davenport (14 points, 12 rebounds)
Ariz	Brandi Wingate (26 points, 4 rebounds)
Miss St	Brandi Wingate (25 points, 6 rebounds)
ULL	Ashley Santos (16 points, 10 rebounds)
McN	Ashley Santos (19 points, 7 rebounds)
USM	Ashley Santos (13 points, 6 assists)
ODU	Wingate (23 pts, 7 reb), Pumroy (18 pts, 4 asts)
Char	Brandi Wingate (17 points, 7 reb)
FIU	Tiara Davenport (16 points, 7 reb)
FAU	Brandi Wingate (21 points, 10 reb)
USM	Brandi Wingate (20 points, 10 reb)
UTSA	Brooke Pumroy (19 points, 7 reb)
UTEP	Brandi Wingate (22 pts, 6 reb)
Rice	Brandi Wingate (20 pts, 9 reb)
NT	Wingate (29 pts), Santos (11 pts, 4 reb)
MT	Kevione Moten (12 pts, 8 reb)
UAB	Tiara Davenport (9 pts, 6 reb)
UTSA	Brandi Wingate (24 pts, 11 reb)
UTEP	Brandi Wingate (21 pts, 9 reb, 4 assists)
NT	
Rice	
Mar	
WKU	

**Bank of Ruston Inside Tech Basketball**

Bank of Ruston Inside Tech Basketball begins its seventh year as part of the LA Tech Sports Network as the one-hour radio show features Lady Techster head coach Tyler Summitt and Bulldog head coach Eric Konkol.

Each of the 12 shows will air at 6 p.m. from Scott's Catfish on Farmerville Highway in Ruston as each coach will discuss all the latest developments regarding their respective programs.

The show will feature a half hour segment with Summitt and the Voice of the Lady Techsters Malcolm Butler and a half hour segment with Konkol and the Voice of the Bulldogs Dave Nitz as they review and preview the latest with the two teams.

The one-hour radio show can be heard live on KNBB 97.7 FM (Ruston/Monroe).

It can also be heard via the internet by purchasing a subscription for LA Tech All-Access at LATechSports.com.

Monday, Dec. 7	Monday, Feb. 1
Monday, Dec. 14	Monday, Feb. 8
Monday, Jan. 4	Monday, Feb. 15
Monday, Jan. 11	Monday, Feb. 29
Monday, Jan. 18	Monday, March 7
Monday, Jan. 25	

**Lady Techster Standards**

Family. Belief. Toughness. Competition. Character. These are the five standards the Lady Techster basketball program will lean on. Below are direct excerpts out of Tyler Summitt's coaching materials that he shares with the team.

**Belief** -- We must believe in ourselves and believe in those around us before any success can happen. Everyone in our program will continually gain confidence and walk like a champion in every area of their lives.

**Family** -- We will truly learn to sacrifice for one another and hold each other accountable. The family mindset goes beyond our team and to the University. We will commit each day to having a "family first" and "University first" mindset.

**Character** -- Character is doing things the right way. Long-term success can not happen without character. As a whole, our program will show honesty and class in all that we do.

**Competition** -- A competitor is someone who strives for an objective. Our objective is simple: Be the best we can be. We will place a higher importance on competing against ourselves than on competing against others.

**Toughness** -- Toughness is more about mentally focusing on what we can control and not worrying about outside circumstances. The people in our program will develop poise and discipline (mental toughness) that will help in every area of life.

**All in the Family**

Tyler Summitt preaches family to his players, coaches and support staff. It's one of the big selling points to the program. It's not just talk. Below are quotes from some of the players that Summitt has signed since taking over last year. There is one common theme in them ... family.

**"The family atmosphere sold me.** That is what I was looking for. I have to be comfortable off the court, as well as on the court. When I came here, they made me feel at home. Everything they did was together." -- **Freshman Kierra Anthony**

**"When I got here, the team felt like a family.** The coaches were really cool. It was not super serious. Everyone had their fun moments. I realized that if I came here I knew there was never going to be a time where I said, 'They are so hard on me and so mean.' I am able to talk to them and everybody. Coach Summitt is young, and he understands us. He is more patient with everything. He is not going to be unforgiving because he is growing at the same time and understands mistakes happen."

-- **Freshman Dawn Gipson**

**"I was not left out one bit. I got a conversation with everyone; every player and every coach (on that visit). I was not off to the side having to make my own conversation. They treated me as family."** -- **Freshman Reauna Cleaver**

**"The players were really helpful when I came. I loved my visit. I liked the family environment and just fell in love with Tech.** The coaches were another part of it. They were great and showed me around. I just liked them and there was something about the entire experience." -- **Freshman Jasmine LeBlanc**

**"And I want to be part of a great program. I came on my visit and I really, really enjoyed the family atmosphere.** I loved their outlook on how I could help this program and what their program meant and its legacy. I want to help contribute to that. It's closer to home so my family will get to watch me play." -- **Junior Alexis Malone**

**"I loved the girls here, but it was about the coaches. That is what I learned in previous experiences. It was a family feeling.** He really wanted me to be

**Louisiana Tech All-Time Record  
Year by Year (Home, Road and Neutral Sites)**

Year	Overall	Home	Road	Neutral
74-75	13-9	2-1*	2-3	9-5
75-76	19-10	8-2*	6-4	5-4
76-77	22-9	10-2*	6-4	6-3
77-78	20-8	8-1*	7-5	5-2
78-79	34-4	10-0*	11-2	13-2
79-80	40-5	18-0*	13-2	9-3
80-81	34-0	12-0*	10-0	12-0
81-82	35-1	16-0*	11-1	8-0
82-83	31-2	18-1	9-0	4-1
83-84	30-3	15-0	13-2	2-1
84-85	29-4	16-0	7-4	6-0
85-86	27-5	15-1	11-3	1-1
86-87	30-3	14-0	11-2	5-1
87-88	32-2	16-0	10-2	6-0
88-89	32-4	19-1	12-1	1-2
89-90	32-1	15-0	15-0	2-1
90-91	18-12	12-4	5-7	1-1
91-92	20-10	11-3	6-6	3-1
92-93	26-6	14-2	10-3	2-1
93-94	31-4	15-0	9-3	7-1
94-95	28-5	15-2	11-1	2-2
95-96	31-2	15-0	10-1	6-1
96-97	31-4	17-0	8-3	6-1
97-98	31-4	18-0	7-2	6-2
98-99	30-3	12-1	14-0	4-2
99-00	31-3	15-0	10-2	6-1
00-01	31-5	16-2	9-2	6-1
01-02	25-5	13-0	10-3	2-2
02-03	31-3	15-1	12-1	4-1
03-04	29-3	13-0	12-2	4-1
04-05	20-10	11-2	7-5	2-3
05-06	26-5	13-0	10-4	3-1
06-07	17-13	7-6	9-4	1-3
07-08	16-15	8-6	6-8	2-1
08-09	21-13	13-3	6-10	2-0
09-10	23-9	9-4	11-5	3-0
10-11	24-8	13-1	9-4	2-3
11-12	17-15	7-6	6-5	4-4
12-13	14-17	9-5	4-10	1-2
13-14	12-20	8-7	2-12	2-1
14-15	16-15	7-4	7-10	2-1
15-16	13-12	8-4	3-7	1-1
Totals	1072-291	526-72	367-155	178-64

a part of something great. He made me feel like we could do something here. I just knew this is where I was supposed to be.” -- **Junior Rochelle Vasquez**

“I chose Louisiana Tech because of the great coaching staff. **They have already made me feel like a part of the Lady Techster family.** When visiting Ruston and the campus I was able to experience and hear about some of the traditions that have made the history of LA Tech great. There’s something awesome happening at LA Tech, and I cannot wait to become a Lady Techster and be a part of the story.” -- **2015 Signee Anna McLeod**

“I chose Louisiana Tech because it felt like home. I loved how everyone seemed so genuine. **It truly seemed like a family and that means everything.**” -- **2015 Signee Jaida Roper**

**Mentors**

Since Tyler was hired at Louisiana Tech in April, he has been asked more than one time about who his mentors are. Here are

- Pat Summitt (mother) -- legendary Hall of Fame coach at Tennessee
- Billie Moore -- former UCLA and Cal State Fullerton and Pat Summitt’s 1976 Olympic coach
- Cuonza Martin -- current Cal men’s head coach and former Tennessee men’s head coach
- Bruce Pearl -- current Auburn head men’s coach and former Tennessee men’s head coach

**Social Media Emphasis**

The Lady Techsters social media presence has grown tremendously since Tyler Summitt’s arrival on campus back in the spring. Ashley Thompson is LA Tech’s multimedia and creative services associate and with the assistance of Associate AD/Communications Malcolm Butler (WBB contact) has increased the amount of information that is pushed through Twitter (@LATechWBB), Instagram (LATechWBB) and Facebook (Facebook.com/LATechWBB).

**Coaches/Support Personnel**

- Head Coach Tyler Summitt @TylerSummitt
- Associate HC Mickie DeMoss @DeMossMickie
- Assistant Coach Bernitha Johnson @LATechB
- Assistant Coach Amber Smith @CoachA\_Smith
- Associate AD/Radio Malcolm Butler @LATechMButler

**Making the Move from Marquette**

Louisiana Tech’s roster boasts a pair of Marquette transfers as guards Brooke Pumroy and Ashley Santos transferred last summer (both players sat out last year due to NCAA transfer rules). Pumroy is a 5-8 point guard from Fairborn, Ohio who started 63 of 64 career games at Marquette. She averaged 9.1 points, 5.2 assists and 3.2 rebounds as a sophomore and 7.5 points, 2.3 assists and 3.1 rebounds as a freshman. She will have two years of eligibility remaining. Santos is a 5-10 shooting guard from Geneva, Illinois who saw action in 33 games last year, making two starts and averaging 3.2 points, 2.0 rebounds and 1.2 assists per game.

**Welcome Wingate**

Senior forward Brandi Wingate finally made her Division I college debut last year. Wingate was a highly-recruited prep star at Howard High School in Columbia, Maryland before knee injuries ultimately sidelined her college career. She lettered one year at Northwest Florida State (2010-11) before then missing the next two years with additional knee injuries. She signed with LA Tech in November of 2012 but was unable to play last season due to academic issues stemming from completing a course at her JC. Wingate was ranked as the No. 2 strong forward (12th overall) by Dan Olson’s Collegiate Girls Basketball Report.

**NBA Dad**

Brandi Wingate comes from a basketball family. Her father, David Wingate,

**LA Tech Sports Network Radio Schedule**

LA Tech Sports Properties begins its seventh year as part of the University’s athletic family and is in charge of the LA Tech Sports Network which will cover every Lady Techster and Bulldog basketball game this season. Every regular season, conference tournament and postseason contest will air live with a 30-minute pregame show and a 30-minute postgame wrap-up.

During the 2015-16 basketball season, the the Lady Techsters will air live on ESPN 97.7 FM (Ruston) and KRMD 1340 AM and KRMD 100.7 FM 92.9 with just a few exceptions. A select number of women’s games will air on KJVC 92.7 FM (Mansfield) and KTKC 92.9 FM (Springhill).

Louisiana Tech Associate Athletics Director Malcolm Butler enters his 16th season providing the live play-by-play action of Lady Techster basketball while also serving as the program’s media relations director. Butler began his broadcasting during the 1999-2000 season serving as the color analyst before taking over the following year as the play-by-play voice.

All Lady Techster games can be accessed via the internet by logging onto LATechSports.com and subscribing to LA Tech All-Access, a subscription-based web service that will provide the audio feed of every game (home and away) and the video feed of the home games.

Nov. 14	at Wisconsin	2 p.m.	1, 2, 3, 4, 5
Nov. 18	Loyola-New Orleans	6:30 p.m.	1, 2, 3,
Nov. 21	Stephen F. Austin	7 p.m.	1,
JUNKANOO JAM (BAHAMAS)#			
Nov. 27	vs. UCLA#	1 p.m.	1, 2, 3
Nov. 28	vs. Notre Dame/Denver#	TBA	1, 2, 3
Dec. 2	Prairie View A&M	6:30 p.m.	1, 2, 3, 4, 5
Dec. 5	at Nicholls State	1 p.m.	1, 2, 3, 4, 5
Dec. 10	at Arizona	8 p.m.	1, 2, 3, 4, 5
Dec. 13	Mississippi State	3 p.m.	1, 2, 3, 4, 5
Dec. 19	UL-Lafayette	6 p.m.	1, 2, 3, 4, 5
Dec. 22	McNeese State	6 p.m.	1, 4
Jan. 2	at Southern Miss*	4 p.m.	1, 4
Jan. 7	at Old Dominion*	6 p.m.	1, 4
Jan. 9	at Charlotte*	6 p.m.	1, 4
Jan. 14	FIU*	6:30 p.m.	1, 4
Jan. 16	Florida Atlantic*	6 p.m.	1, 4
Jan. 23	Southern Miss*	12 p.m.	1, 2, 3, 4
Jan. 28	at UTSA*	7 p.m.	1, 4
Jan. 30	at UTEP*	3 p.m.	1, 2, 3, 4
Feb. 4	Rice*	6:30 p.m.	1
Feb. 6	North Texas*	6 p.m.	1, 2, 3, 4
Feb. 11	at Middle Tennessee*	6:30 p.m.	1
Feb. 13	at UAB*	2 p.m.	1, 4
Feb. 18	UTSA*	6:30 p.m.	1
Feb. 20	UTEP*	6 p.m.	1, 4
Feb. 25	at North Texas*	7 p.m.	1
Feb. 27	at Rice*	2 p.m.	1, 2, 3, 4
Mar 3	Marshall*	6:30 p.m.	1
Mar 5	WKU*	7 p.m.	1, 4
M11-14	at C-USA Championships	TBA	TBA

- 1= KNBB = 97.7 FM (Ruston/West Monroe)
- 2= KRMD = 1340 AM (Shreveport/Bossier)
- 3= KRMD = 100.7 FM (Shreveport/Bossier)
- 4= KTKC = 92.9 FM (Springhill)
- 5= KJVC = 92.7 FM (Mansfield)

was an All-American for the Georgetown Hoyas helping lead the program to the 1984 NCAA National Title. He finished his career at Georgetown as the program's third all-time leading scorer. He spent 15 years (1986-2001) in the NBA playing for six different teams (Sixers, Spurs, Bullets, Hornets, SuperSonics and Knicks).

**Academic Excellence**

In what is becoming an annual event, Louisiana Tech's student-athletes recorded all-time highs for the eighth straight year in the most recent Federal Graduation Rate Report released by the NCAA in early November. Louisiana Tech's student-athletes recorded a Graduation Success Rate (GSR) of 83 percent and a Federal Graduation Rate (FGR) of 62 percent, with both being record highs. Louisiana Tech's 83 percent graduation success rate ranks as the second highest in the state among Division I football-playing public institutions, trailing only LSU by one point (84). LA Tech's graduation success rate is two percentage points higher than last year's (81) and easily outdistances the state average of 70 percent among the other nine Division I football-playing public institutions in the state of Louisiana. Tech also recorded the second highest federal graduation rate of any Division I football-playing public institution in the state at 62 percent, which also bests last year's mark of 60 percent. The success of Louisiana Tech's student-athletes in the classroom was across the board as 15 of the 16 Division I sanctioned athletic programs recorded at least a 71 percent GSR. Women's basketball recorded a 100 percent GSR and ranked first in the state and C-USA. Women's basketball also posted its program best federal graduation rate.

**Conference Tournament History**

This marks the 29th appearance in a conference tournament for the Louisiana Tech Lady Techsters, their second as a member of Conference USA. Tech has competed in the American South, Sun Belt and Western Athletic Conferences and their respective postseason tournaments. Tech is 58-12 overall all-time in conference tournament games, and it has captured 16 conference tournament championships in its history.

No. of Tournaments:	28
No. of Titles:	16
Overall:	58-12
In American South:	8-0
In Sun Belt:	24-3
In WAC:	23-7
In C-USA:	3-2
First Round	2-0
Second Round	1-0
Quarterfinals:	18-3
Semifinal Games:	21-4
Finals:	16-5
In Ruston:	14-2
On Road:	7-4
Neutral Site:	37-5
Seeded No. 1:	44-4
Seeded No. 2:	6-2
Seeded No. 3:	3-3
Seeded No. 5	2-1
Seeded No. 7	1-1
Seeded No. 14	2-1

**Techsters vs. Ranked Opponents**

Since the inception of the Associated Press Top 25 poll in 1976, Louisiana Tech is 168-97 all-time against teams that were ranked in the Top 25 when they played. Louisiana Tech has lost 13 straight games against Top 25 teams dating back to a 84-71 victory over No. 24 ranked Ole Miss during the 2005-06 season.

**Milestones In Ruston**

Since the program's inception in 1974, Louisiana Tech has won 500 games in the city of Ruston between old Memorial Gym and the Thomas Assembly Center. Below is a list of Tech's milestone wins in Ruston.

**Quotable**

"I think that we lose sight of it. I think we know, but I think we lose sight of it. This was a (dominating) program back before any of us were around. Louisiana Tech is still No. 2 all-time in wins. I think we know, but I think we lose sight of it. This year what made us really understand what it was when they didn't put our names on the back of the jerseys. We are simply playing for what is on the front. At first we weren't happy about it. But I think (Malcolm Butler) has explained it, and coach (Tyler) has explained it. It's not about us. It's not about what is on the back, it's about what is on the front. We are representing something that is way more than us. This program has so much freaking history. We can revive it, and we want to get it back to where it was. If we focus on trying to get it back to where it was and doing the right things and what is on the front (of the jersey), I think we will be fine." -- **Senior Forward Brandi Wingate** on whether the current players understand the history

"It takes time. I think coaches are impatient, and I think fans are impatient. That's just the nature of the sport and of today's society. To do it the right way, it just takes time. The program didn't fall overnight, so it is not going to be rebuilt overnight. You just have to put one block on top of the other and build a strong foundation. I know that we are doing it the right way. I know we have a great vision and game plan moving forward. I feel very good about our recruiting, what we are doing on the floor and in practice, how we handle our players, the academic side and the community service. It's about putting that whole package together. I believe in what we are doing. It's a process. It does take time, particularly when you are doing it the right way and you aren't trying to take short cuts. That's exactly what we are doing." -- **Associate HC Mickie DeMoss** on rebuilding the program

**Season Honors**

Brandi Wingate

- Preseason All-Confernece USA
- Junkanoo Jam All-Tournament Team (Nov. 28)
- C-USA Player of the Week (Nov. 30)
- C-USA Player of the Week (Dec. 14)
- LSWA Player of the Week (Dec. 14)
- C-USA Player of the Week (Jan. 18)
- C-USA Player of the Week (Feb. 6)
- C-USA Player of the Week by College Sports Mandess (Feb. 6)
- Louisiana Sports Writers Association State Player of the Week (Feb. 6)

Reauna Cleaver

- C-USA Freshman of the Week (Nov. 23)

Kierra Anthony

- C-USA Freshman of the Week (Dec. 21)



- No. 1 Tech 97, LSU 83  
Jan. 24, 1975 Memorial Gym
- No. 50 Tech 93, LSU 61  
Feb. 2, 1980 Memorial Gym
- No. 84 Tech 82, Kentucky 60  
March 20, 1982 Memorial Gym (Last in arena)
- No. 85 Tech 83, Alabama 56  
Dec. 9, 1982 Thomas Assembly Center (1st in arena)
- No. 100 Tech 91, M. Tennessee 59  
March 17, 1983 Thomas Assembly Center
- No. 200 Tech 87, UL-Monroe 49  
Dec. 5, 1989 TAC
- No. 250 Tech 99, Texas Southern 57  
Dec. 3, 1993 TAC
- No. 300 Tech 66, Southern Cal 47  
Dec. 7, 1996 TAC
- No. 400 Tech 74, Ohio State 61  
March 25, 2003 TAC
- No. 500 Tech 71, Texas State 58  
Jan. 10, 2013 TAC

**Milestone Wins**

Below is a list of milestone wins for Louisiana Tech in the program's history. LA Tech is one of only two programs to have won at least 1,000 games, joining only Tennessee.

No. 1	LSU 97-83	1974-75
No. 100	Southern 105-83	1978-79
No. 200	Oral Roberts 94-53	1981-82
No. 300	Oral Roberts 78-59	1984-85
No. 400	Holy Cross 79-51	1988-89
No. 500	Alabama 93-72	1992-93
No. 600	Western Kentucky 89-49	1995-96
No. 700	New Orleans 97-57	1998-99
No. 800	New Mexico 67-54	2002-03
No. 900	Iowa 77-59	2006-07
No. 1000	Nevada 66-59	2010-11

**Techsters vs. BCS**

Louisiana Tech has had plenty of success against current members of the SEC, ACC, Big 12, Big East, Big Ten, AAC and PAC-12 Conferences during its history. LA Tech is 295-121 all-time against the current members of those conferences for a winning percentage of 70 percent.

SEC	83-62
AAC	59-17
Big 12	54-9
Big Ten	40-12
PAC-12	36-7
ACC	15-11
Big East	8-3
Totals	295-121

**Toughest Places to Play**

Louisiana Tech is one of the hardest places in the country to play in women's basketball as the Lady Techsters have won 88.40 percent of their games in Ruston since the program's inception in 1974, second only to Knoxville, Tenn. The current home of Louisiana Tech -- the Thomas Assembly Center -- ranks as the seventh toughest active arena in the country to play.

These listings are heading into the 2015-16 season.

Cities (Program)	Conference	Record	Pct.
1. Knoxville, Tenn. (Tennessee)	SEC	555-52	91.43

- 2. Ruston, La. (Louisiana Tech)  
C-USA 518-68 88.40
- 3. Missoula, Mont. (Montana)  
Big Sky 514-73 87.56
- 4. Palo Alto, Calif. (Stanford)  
PAC-12 501-87 85.20
- 5. Salt Lake City, Utah (Utah)  
PAC-12 468-89 84.02
- 6. Austin, Texas (Texas)  
Big 12 521-107 82.96
- 7. Grand Forks, N.D. (N Dakota)  
Big Sky 470-97 82.89
- 8. South Bend, Ind. (Notre Dame)  
ACC 420-91 82.19
- 9. Chapel Hill, N.C. (UNC)  
ACC 511-113 81.89
- 10. State College, Pa. (Penn State)  
Big 10 423-98 81.19

**Arenas (Active)**

(Must have played at least 100 games as an NCAA Division I school in the arena)

Arena (Program: Arena Opened)	Record	Percentage
1. Gampel Pavilion (Connecticut: 1989)	304-19	94.11
2. Alico Arena (Florida Gulf Coast: 2007)	127-8	94.07
3. Thompson-Boling Arena (Tennessee: 1987)	402-28	93.49
4. XL Center (Connecticut: 1990)	149-14	91.41
5. Kress Events Center (Green Bay: 2007)	120-13	90.22
6. Dahlberg Arena (Montana: 1978)	505-67	88.28
7. Thomas Assembly Center (LA Tech: 1982)	434-62	87.50
8. McGrath-Phillips Arena (DePaul: 2000)	191-32	85.65
9. Maples Pavilion (Stanford: 1974)	501-87	85.20
10. Jon M. Huntsman Center (Utah: 1975)	468-89	84.02

**Magic #20**

Louisiana Tech has won 20 games in 32 out of 41 years. Louisiana Tech has won 30 or more games in 18 of 41 seasons.

**Victorious Despite Lack of Offense**

Below is a list of the wins where LA Tech scored the fewest amount of points and still found a way to win.

- 1. 48-36 vs. Oklahoma (March 18, 1995)
- 2. 50-42 vs. UNO (March 11, 1994)
- 2. 50-42 vs. ULL (March 5, 1986)
- 2. 50-39 vs. UALR (Dec. 20, 2013)
- 5. 51-44 vs. ULL (Dec. 7, 2013)

**TAC Domination**

Over the past 32 seasons, Louisiana Tech has dominated opponents in the Thomas Assembly Center. Below are some impressive home numbers.

- \* Home winning streaks of 52 and 62 games, which both rank in the Top 10 in NCAA history
- \* Record of 190-27 in regular season conference games
- \* Record of 15-2 in conference tournament games
- \* 53-19 vs. ranked opponents
- \* 390-46 vs. unranked opponents
- \* 33-0 in NCAA Tournament games

**Winning at a High Percentage**

Louisiana Tech ranks No. 3 all-time in the history of women's basketball in winning percentage. The Lady Techsters have won .792 percent of its games (through the start of this season). Tech trails only UConn and Tennessee.

Program	Pct (Entering 2015-16 season)
1. UConn	.832 (943-190)
2. Tennessee	.817 (1277-285)
3. LA Tech	.791 (1059-279)
4. Stanford	.751 (976-323)
5. Montana	.731 (876-322)

**39 of 41**

Since the program's inception in 1974, Louisiana Tech has recorded 39 winning seasons (out of 41). The only losing seasons in the history of the program came in 2012-13 (14-17) and 2013-14 (12-20). With a win over Florida Atlantic in the first round of the C-USA Tournament, Tech clinched its 39th winning season in 41 years.

**NCAA Success**

Louisiana Tech ranks fifth all-time in NCAA Tournament appearances with 27. LA Tech made the first 25 NCAA Tournaments before seeing its streak snapped in 2007.

1. Tennessee	34
2. Georgia	32
3. Stanford	29
4. Texas	28
5. Louisiana Tech	27
5. Vanderbilt	27

**Final Four Frenzy**

Louisiana Tech ranks No. 3 all-time in the history of women's basketball in total Final Four appearances (including NCAA and AIAW). Tech has a total of 13 Final Four appearances when including the AIAW Tournament (The AIAW ruled women's basketball until 1981-82 when the NCAA took over as the primary governing body of the sport).

1. Tennessee	22
2. Connecticut	15
3. Louisiana Tech	13
4. Stanford	12
5. Four teams tied	6

**NCAA Tournament Final Four Appearances**

Louisiana Tech ranks No. 4 all-time in NCAA Tournament Final Four appearances with 10.

1. Tennessee	18
2. Connecticut	16
3. Stanford	12
4. LA Tech	10
5. Notre Dame	7

**Post-season Play**

With Louisiana Tech's bid to the 2010 NCAA Tournament, the Lady Techsters have now competed in 31 national postseason tournaments, including three AIAW Tournaments and 27 NCAA Tournaments. Below is a chart that shows Louisiana Tech's national postseason history (Tech participated as a member of the AIAW until 1981-82 when the NCAA took over women's basketball).

	NCAA	AIAW	WNIT
Appearances	27	3	1 (2009)
Final 4s	10	3	0
Title Games	6	2	0
Titles	2 (1981, 1988)	1 (1980)	0

**Basketball Hall of Famers**

A total of eight former Louisiana Tech coaches and/or players have been or will be enshrined into the Women's Basketball Hall of Fame. The list is a who's who of Louisiana Tech's women's basketball lore.

Kim Mulkey	Class of 2000
Leon Barmore	Class of 2003
Janice Lawrence	Class of 2006
Pam Kelly	Class of 2007
Sonja Hogg	Class of 2009
Teresa Weatherspoon	Class of 2010
Gary Blair	Class of 2013
Kurt Budke	Class of 2014

**Kodak/State Farm Factory**

Louisiana Tech boasts 16 Kodak/State Farm All-Americans in its history.

**LA Tech Kodak All-Americans**

- 2000, Tamicha Jackson
- 1999, Amanda Wilson
- 1996, Debra Williams
- 1996, Vickie Johnson
- 1995, Vickie Johnson
- 1990, Venus Lacy
- 1989, Nora Lewis
- 1988, Teresa Weatherspoon
- 1987, Teresa Weatherspoon
- 1985, Pam Gant
- 1984, Janice Lawrence
- 1983, Janice Lawrence
- 1982, Angela Turner
- 1982, Pam Kelly
- 1981, Pam Kelly
- 1980, Pam Kelly

**Wade Trophy Winners**

Louisiana Tech also boasts three Wade Trophy recipients. The Wade Trophy is named after 3-time national champion Delta State coach Margaret Wade and is annually presented to the best player in the country (it debut in 1978). Today, State Farm sponsors the award. LA Tech's three recipients of the award are Pam Kelly (1981-82), Janice Lawrence (1983-84) and Teresa Weatherspoon (1987-88).

1. UConn	8
2. LA Tech	3
2. Old Dominion	3
2. Texas	3
2. Baylor	3

**WNBA Factory**

Adrienne Johnson became the 16th Louisiana Tech player selected in the WNBA Draft in 2011 as she was taken with the 28th overall selection (4th in the third round) by the Connecticut Sun. Tech has had a total of 21 former players that have played in the WNBA (includes free agent signees).

Year	Player	Team (Round)
2011	Adrienne Johnson	Connecticut Sun (3rd)
2010	Shanavia Dowdell	Washington Mystics (2nd)
2005	Erica Smith-Taylor	Washington Mystics (2nd)
2004	Amisha Carter	New York Liberty (2nd)
2004	Trina Frierson	Seattle Storm (2nd)
2003	Cheryl Ford	Detroit Shock (1st)
2002	Ayana Walker	Detroit Shock (2nd)
2002	Takeisha Lewis	Seattle Storm (3rd)
2000	Betty Lennox	Minnesota Lynx (1st)
2000	Tamicha Jackson	Detroit Shock (1st)
2000	Shaka Massey	Charlotte Sting (4th)
1999	Amanda Wilson	Phoenix Mercury (4th)
1999	Alisa Burras*	Portland Fire (1st)*
1997	Vickie Johnson	New York Liberty (2nd)

## 2015-16 LOUISIANA TECH WOMEN'S BASKETBALL

1997 Racquel Spurlock Houston Comets (3rd)  
1997 Debra Williams Charlotte Sting (3rd)  
\*, Expansion Draft

### Additional Techsters in WNBA (free agent, supplemental drafts)

Teresa Weatherspoon, New York Liberty  
Monica Maxwell, Washington Mystics  
Venus Lacy, New York Liberty  
Janice Lawrence, Cleveland Rockers  
LaShawn Brown, Washington Mystics

### Largest Margins of Victory

Louisiana Tech's largest margin of victory in program history came on Feb. 18, 1989 when the Lady Techsters defeated UT-Pan American by a score of 126-25 at the Thomas Assembly Center in Ruston.

1. 101 vs. UT-Pan American (126-25) on Feb. 18, 1989
2. 88 vs. Morgan State (109-21) on Dec. 17, 1993
3. 83 vs. UT-Pan American (111-28) on Jan. 28, 1989
4. 79 vs. Arkansas State (108-29) on March 10, 1989
5. 77 vs. UT-Pan American (115-38) on Feb. 14, 1998
6. 75 vs. Cleveland State (130-55) on Dec. 28, 1998
6. 75 vs. UL-Lafayette (111-36) on Jan. 10, 1996
8. 73 vs. UL-Lafayette (124-51) on March 9, 1990
9. 72 vs. UL-Lafayette (106-34) on Jan. 14, 1976
10. 71 on three separate occasions

### Largest Margins of Defeat

Louisiana Tech's largest margin in defeat came on Dec. 4, 2012 when the Lady Techsters fell 77-26 at Texas A&M in College Station.

1. 51 vs. Texas A&M (77-26) on Dec. 4, 2012
2. 37 vs. Southeastern Louisiana (81-44) on Feb. 8, 1975
3. 35 vs. Tennessee (94-59) on Nov. 23, 2009
4. 34 vs. Tennessee (94-60) on Dec. 22, 1993
5. 31 vs. LSU (76-45) on Dec. 16, 2008
5. 31 vs. East Carolina (86-55) on Jan. 18, 2013
7. 30 vs. Mississippi State (72-42) on Dec. 3, 2009
7. 30 vs. Mississippi State (93-63) on Dec. 13, 2015
9. 28 vs. Fresno State (89-61) on March 10, 2012
9. 28 vs. Texas A&M (80-52) on Dec. 28, 2013

### Most Points Scored

The most points Louisiana Tech has ever scored in a game came when the Lady Techsters defeated Cleveland State 130-55 on Dec. 28, 1998.

1. 130 vs. Cleveland State (130-55) on Dec. 28, 1998
2. 126 vs. Texas-Pan American (126-25) on Feb. 18, 1989
3. 124 vs. UL-Lafayette (124-51) on March 9, 1990
4. 121 vs. UCF (121-57) on Feb. 26, 1990
5. 121 vs. New Orleans (121-59) on Feb. 26, 1981
6. 119 vs. Lamar (119-51) on Jan. 17, 1998
7. 118 vs. New Orleans (118-50) on Feb. 11, 1998
8. 116 vs. UL-Monroe (116-66) on Feb. 17, 1975
9. 115 on four separate occasions

### Fewest Points Scored

The fewest points Louisiana Tech has ever scored in a game came in a 77-26 loss to Texas A&M on Dec. 4, 2012 in College Station, Texas. Incidentally, it came exactly 10 years to the day of the previous program low of 35 points in a 60-35 loss to Tennessee on Dec. 4, 2002.

1. 26 vs. Texas A&M (77-26) on Dec. 4, 2012
2. 35 vs. Tennessee (60-35) on Dec. 4, 2002
3. 41 vs. LSU (51-41) on Dec. 15, 2008
4. 42 vs. Boise State (52-42) on Jan. 25, 2009
4. 42 vs. Mississippi State (72-42) on Dec. 3, 2008

6. 44 vs. Southeastern Louisiana (81-44) on Feb. 8, 1975
6. 44 vs. Tennessee (67-44) on March 29, 1987
6. 44 vs. LSU (61-44) on Dec. 30, 2006
9. 45 vs. LSU (76-45) on Dec. 16, 2007
9. 45 vs. South Carolina (68-45) on Nov. 10, 2013

### Most Points Allowed

The most points ever allowed by a Louisiana Tech team came in a 117-108 loss to Mississippi College on Feb. 14, 1977.

1. 117 by Mississippi College (117-108) on Feb. 14, 1977
2. 104 by Southeastern Louisiana (104-102) on Jan. 13, 1977
3. 99 by Alabama (99-77) on Dec. 11, 1993
3. 99 by Long Beach State (99-95) on Jan. 14, 1987
5. 95 by Delta State (95-78) on Jan. 19, 1977
5. 95 by Virginia (95-82) on Nov. 16, 2013
7. 94 by Texas (94-85) on March 12, 1977
7. 94 by Tennessee (94-60) on Dec. 22, 1993
7. 94 by Western Kentucky (97-94) on March 11, 2000
7. 94 by Tennessee (94-59) on Nov. 23, 2008

### Fewest Points Allowed












The fewest points Louisiana Tech has held an opponent to in a game was 21 in the Lady Techsters 109-21 win over Morgan State on Dec. 17, 1993. Incidentally, it came one game after the Lady Techsters surrendered 99 points in a loss to Alabama (the 99 points was the third most Tech has ever surrendered in a game).

1. 21 by Morgan State (109-21) on Dec. 17, 1993
1. 21 by UT-Pan American (98-21) on Feb. 22, 1988
3. 24 by Prairie View (87-24) on Nov. 24, 1989
4. 25 by UT-Pan American (126-25) on Feb. 18, 1989
5. 28 by UT-Pan American (111-28) on Jan. 28, 1989
5. 28 by Arkansas (82-28) on Nov. 30, 1978
7. 29 by Arkansas State (108-29) on March 10, 1989
7. 29 by South Alabama (86-29) on Feb. 17, 1996
7. 29 by Southern (78-29) on Dec. 11, 2003
10. 30 by UL-Lafayette (87-30) on Jan. 4, 1997



# LOUISIANA TECH LADY TECHSTERS

OVERALL: 13-11 C-USA: 8-5 HOME: 9-3 AWAY: 3-7 NEUTRAL: 1-1

1		<b>DAWN GIPSON</b> • Fr. • F • 6-1 • Jacksonville, Fla.	<p><b>PTS</b> <b>RBS</b> <b>BLKS</b> <b>FG%</b> <b>3FG</b> <b>FT%</b></p> <p>0.5 0.8 0.5 25 0-0 1-2</p>	<ul style="list-style-type: none"> <li>• Lettered at Ribault High School in Jacksonville, Fla.</li> <li>• Led HS team to a pair of District 4-3A titles and the Florida state title in 2013 and 2014</li> <li>• Lettered on the bowling team as a junior</li> <li>• Played AAU ball for current LA Tech assistant Amber Smith</li> </ul>
2		<b>ROCHELLE VASQUEZ</b> • Jr. • G • 5-10 • McKinney, Texas	<p><b>PTS</b> <b>RBS</b> <b>ASTS</b> <b>FG%</b> <b>3FG</b> <b>FT%</b></p> <p>4.1 2.6 1.7 30 13-39 78</p>	<ul style="list-style-type: none"> <li>• Played sophomore year for coach Ronnie Scovel at Gulf Coast State College in Panama City</li> <li>• Played freshman season at Texas State</li> <li>• Was homeschooled her final two years of high school</li> <li>• Named to the 2013 HomeSchool Girls All-American Team, after playing for the THESA Riders</li> </ul>
3		<b>RUBY RICHIE</b> • Sr. • G • 5-6 • Arcadia, La.	<p><b>PTS</b> <b>RBS</b> <b>AST</b> <b>FG%</b> <b>3FG</b> <b>FT%</b></p> <p>0.7 0.2 0.4 30 2-9 67</p>	<ul style="list-style-type: none"> <li>• Scored career-high 16 points in win over Nicholls State (Dec. 15, 2014)</li> <li>• Transfer from Ouachita Baptist (sat out last year due to NCAA Transfer rule)</li> <li>• Prepped at Cedar Creek High School in Ruston</li> <li>• Earned scholarship this season after being a walk-on last year</li> </ul>
4		<b>KIERRA ANTHONY</b> • Fr. • G • 5-8 • New Iberia, La.	<p><b>PTS</b> <b>RBS</b> <b>AST</b> <b>FG%</b> <b>3FG</b> <b>FT%</b></p> <p>6.7 2.7 3.5 38 11-29 75</p>	<ul style="list-style-type: none"> <li>• Named C-USA Frosh of Week (Dec. 21)</li> <li>• Lettered at New Iberia High School</li> <li>• Named the Best of the Teche Player of the Year three straight years by the Daily Iberian</li> <li>• Finished her career as all-time leading scorer in school history (more than 2,000 pts)</li> <li>• Competed in the 100-meters, the 4 x 100, 4 x 200 and 4 x 400</li> </ul>
12		<b>BROOKE PUMROY</b> • Sr. • G • 5-8 • Fairborn, Ohio	<p><b>PTS</b> <b>RBS</b> <b>AST</b> <b>FG%</b> <b>3FG</b> <b>FT%</b></p> <p>11.1 2.6 2.6 36 39-123 88</p>	<ul style="list-style-type: none"> <li>• One of three team captains this year</li> <li>• Transfer from Marquette</li> <li>• Sat out last season due to NCAA Transfer rule</li> <li>• Started 63 of 64 games at Marquette as freshman and sophomore</li> </ul>
22		<b>JASMINE LEBLANC</b> • Fr. • G • 5-10 • Breaux Bridge, La.	<p><b>PTS</b> <b>RBS</b> <b>AST</b> <b>FG%</b> <b>3FG</b> <b>FT%</b></p> <p>5.1 4.2 0.9 33 3-14 52</p>	<ul style="list-style-type: none"> <li>• Scored career-high 12 points in win over ULL (Dec. 19)</li> <li>• Lettered at Breaux Bridge High School</li> <li>• Helped lead the program to three straight state playoff appearances</li> <li>• Has four sisters and two brothers</li> </ul>
23		<b>REAUNA CLEAVER</b> • Fr. • F • 6-2 • Elizabethtown, Kent.	<p><b>PTS</b> <b>RBS</b> <b>ASTS</b> <b>FG%</b> <b>3FG</b> <b>FT%</b></p> <p>4.8 3.9 0.6 47 4-9 59</p>	<ul style="list-style-type: none"> <li>• Named C-USA Frosh of Week (Nov. 24)</li> <li>• Lettered at Elizabethtown High School in Kentucky</li> <li>• Led Elizabethtown to the state championship game as a junior</li> <li>• Co-Region 5 Player of the Year by the Kentucky Association of Basketball Coaches</li> <li>• Ranked 19th among power forwards by ESPNHoopgurlz</li> </ul>
24		<b>TIARA DAVENPORT</b> • So. • G/F • 6-0 • Duncanville, Texas	<p><b>PTS</b> <b>RBS</b> <b>AST</b> <b>FG%</b> <b>3FG</b> <b>FT%</b></p> <p>7.3 4.7 0.7 37 14-47 59</p>	<ul style="list-style-type: none"> <li>• Named to the C-USA All-Freshman Team (14-15)</li> <li>• Lone freshman on LA Tech roster last year</li> <li>• One of three Division I signees off Duncanville HS team</li> <li>• Prepped at Triple A Academy (sophomore) and Johnson High School (junior)</li> </ul>
25		<b>BRANDI WINGATE</b> • Sr. • F • 6-2 • Columbia, Maryland	<p><b>PTS</b> <b>RBS</b> <b>AST</b> <b>FG%</b> <b>3FG</b> <b>FT%</b></p> <p>17.6 7.6 1.2 55 7-16 77</p>	<ul style="list-style-type: none"> <li>• 3-time C-USA Player of the Week (Nov. 31, Dec. 14, Jan. 18)</li> <li>• One of three captains on this year's team</li> <li>• Named C-USA Sixth Man of the Year as junior</li> <li>• 10 of 12 double digit scoring games came in C-USA play</li> <li>• Daughter of former NBA veteran David Wingate</li> </ul>
30		<b>ASHLEY SANTOS</b> • Jr. • G • 5-11 • Geneva, Ill.	<p><b>PTS</b> <b>RBS</b> <b>AST</b> <b>FG%</b> <b>3FG</b> <b>FT%</b></p> <p>9.8 5.0 1.5 38 9-47 72</p>	<ul style="list-style-type: none"> <li>• One of three captains on this year's team</li> <li>• Transfer from Marquette who sat out last season due to NCAA Transfer rule</li> <li>• Saw action in 33 games last year at Marquette</li> <li>• Ranked 89th in nation by ESPN Hoopgurlz out of Geneva (Ill) HS</li> </ul>
32		<b>KEVIONE MOTEN</b> • So. • F • 6-4 • Monroe, La.	<p><b>PTS</b> <b>RBS</b> <b>BLKS</b> <b>FG%</b> <b>3FG</b> <b>FT%</b></p> <p>3.5 3.1 0.3 52 0-0 46</p>	<ul style="list-style-type: none"> <li>• Double double with 11 points, 10 reb vs. UTEP (Jan. 8, 2015)</li> <li>• 10 rebounds vs. Nicholls State in 10 minutes (Dec. 15, 2014)</li> <li>• Tallest Lady Techster since Margaret DeCiman (2004-06)</li> <li>• Grew up in New Orleans (was Hurricane Katrina refugee)</li> </ul>



# LOUISIANA TECH LADY TECHSTERS

## SEASON-CAREER HIGHS

1		<b>DAWN GIPSON</b> • Fr. • F • 6-1 • Jacksonville, Fla.	Points Season 3 vs. UTSA Career Same	Reb 2, twice Same	Assists	Steals	Blocks 1 vs. Loyola Same	Mins 9 vs. Loyola Same
2		<b>ROCHELLE VASQUEZ</b> • Jr. • G • 5-8 • McKinney, Texas	Points Season 13 vs. SFA Career Same	Reb 6, twice Same	Assists 6 vs. Denver Same	Steals 2, twice Same	Blocks 1 vs. MT Same	Mins 38 vs. ODU Same
3		<b>RUBY RICHIE</b> • Sr. • G • 5-6 • Arcadia, La.	Points Season 3, numerous times Career 16 vs. Nicholls State	Reb 2 vs. Loyola 5 vs. FIU	Assists 2 vs. Loyola 1, numerous times	Steals 1 vs. Nicholls State	Blocks 1 vs. Charlotte Same	Mins 18 vs. Loyola 25 vs. Alabama A&M
4		<b>KIERRA ANTHONY</b> • Fr. • G • 5-7 • New Iberia, La.	Points Season 17 vs. Prairie View A&M Career Same	Reb 9 vs. Loyola Same	Assists 7, twice Same	Steals 6 vs. ULL Same	Blocks 1 vs. Loyola Same	Mins 32 vs. Miss State Same
12		<b>BROOKE PUMROY</b> • Sr. • G • 5-8 • Fairborn, Ohio	Points Season 19 vs. UTSA Career 21 vs. DePaul (13-14)	Reb 7 vs. UTSA 8 vs. Wisconsin (13-14)	Assists 5, numerous times 12 vs. Creighton (13-14)	Steals 3, twice 4, numerous times	Blocks 1, numerous times 1, numerous times	Mins 38 vs. Prairie View 41, twice
22		<b>JASMINE LEBLANC</b> • Fr. • G • 5-10 • Breaux Bridge, La.	Points Season 12 vs. ULL Career Same	Reb 11 vs. UTSA Same	Assists 4 vs. UTSA Same	Steals 2, twice Same	Blocks 2, twice Same	Mins 23, twice Same
23		<b>REAUNA CLEAVER</b> • Fr. • F • 6-2 • Elizabethtown, Kentucky	Points Season 14 vs. UTSA Career Same	Reb 10 vs. Loyola Same	Assists 3 vs. SFA Same	Steals 2, twice Same	Blocks 1, numerous times Same	Mins 33 vs. UTSA Same
24		<b>TIARA DAVENPORT</b> • So. • G/F • 6-0 • Duncanville, Texas	Points Season 16 vs. FIU Career 19 vs. Harvard (14-15)	Reb 12 vs. Nicholls Same	Assists 2, numerous times 2, numerous times	Steals 3 vs. SFA 4 vs. LSU (14-15)	Blocks 1, numerous times 3 vs. FIU (14-15)	Mins 34 vs. Miss State 30, twice
25		<b>BRANDI WINGATE</b> • Sr. • F • 6-2 • Columbia, Maryland	Points Season 29 vs. North Texas Career Same	Reb 12, numerous times Same	Assists 5 vs. So. Miss 5, twice	Steals 4 vs. So. Miss Same	Blocks 2 vs. UTSA 2, numerous times	Mins 39 vs. UTSA Same
30		<b>ASHLEY SANTOS</b> • Jr. • G • 5-10 • Geneva, Ill.	Points Season 19 vs. McNeese Career Same	Reb 10 vs. ULL Same	Assists 6 vs. USM 4, twice	Steals 2, twice 2, numerous times	Blocks 1, numerous times 1, numerous times	Mins 35, twice Same
32		<b>KEVIONE MOTEN</b> • Jr. • F • 6-4 • Monroe, La.	Points Season 12 vs. MT Career 17 vs. Rice	Reb 10 vs. SFA 14 vs. North Texas	Assists 1, twice 1, numerous times	Steals 2 vs. ODU Same	Blocks 2 vs. UTSA 5 vs. Miss State	Mins 25 vs. ODU 32 vs. MTSU
14		<b>MAREN KREID</b> • Fr. • G • 5-7 • Tennessee	Points Season Career	Reb 1 vs. SFA Same	Assists 1 vs. SFA Same	Steals	Blocks	Mins 3 vs. FIU Same

**TV/Radio Roster**



**#1 Dawn Gipson**  
6-1 \* FR \* Forward  
Jacksonville, Fla.



**#2 Rochelle Vasquez**  
5-10 \* JR \* Guard  
Dallas, Texas



**#3 Ruby Richie**  
5-8 \* SR \* Guard  
Arcadia, La.



**#4 Kierra Anthony**  
5-7 \* FR \* Guard  
New Iberia, La.



**#12 Brooke Pumroy**  
5-8 \* JR \* Guard  
Fairborn, Ohio



**#22 Jasmine LeBlanc**  
5-10 \* FR \* Guard  
Breaux Bridge, La.



**#23 Reauna Cleaver**  
6-2 \* FR \* Forward  
Elizabethtown, Kent.



**#24 Tiara Davenport**  
6-0 \* SO \* Forward  
Duncanville, Texas



**#25 Brandi Wingate**  
6-2 \* SR \* Forward  
Columbia, Maryland



**#30 Ashley Santos**  
5-10 \* JR \* Guard  
Geneva, Ill.



**#32 Kevione Moten**  
6-4 \* JR \* Center  
Monroe, La.



**#34 Alexis Malone**  
6-0 \* JR \* Forward  
Oxford, Miss



**Tyler Summitt**  
Head Coach  
2nd Year



**Mickie DeMoss**  
Associate Head Coach  
2nd Year



**Bernitha Johnson**  
Assistant Coach  
2nd Year



**Amber Smith**  
Assistant Coach  
2nd Year



**Kourtney Brown**  
Basketball Ops  
2nd Year



**Ashley Thompson**  
Multimedia Associate  
2nd Year



**Malcolm Butler**  
Associate AD/Comm  
17th Year



**Mandy Miller**  
Sports Medicine  
3rd Year



**Casey Cathrall**  
Strength and Conditioning  
1st Year



**Kenny Thomas**  
Academic Advisor  
1st Year

# 2015-16 LOUISIANA TECH WOMEN'S BASKETBALL

## Official Basketball Box Score -- Game Totals -- Final Statistics Loyola vs Louisiana Tech 11/18/15 6:30 PM at Thomas Assembly Center (Ruston, La.)

### Official Basketball Box Score -- Game Totals -- Final Statistics Louisiana Tech vs Wisconsin 11/14/15 2 p.m. at Kohl Center, Madison, Wis.

#### Louisiana Tech 65 • 0-1

#	Player	Total			3-Ptr			Rebounds			PF	TP	A	TO	Blk	Stl	Min
		FG-FGA	FG-FGA	FT-FTA	Off	Def	Tot	Off	Def	Tot							
25	WINGATE, Brandi	f	6-18	0-0	2-3	5	3	8	2	14	2	3	0	1	0	31	
04	ANTHONY, Kierra	g	3-5	2-4	4-5	0	1	1	4	12	3	6	0	2	22		
12	PUMROY, Brooke	g	6-16	4-8	0-0	1	5	6	2	16	3	3	0	0	33		
24	DAVENPORT, Tiara	g	5-10	3-5	1-2	3	4	7	3	14	2	0	1	1	28		
30	SANTOS, Ashley	g	2-13	0-5	2-2	1	3	4	3	6	0	2	0	1	25		
02	VASQUEZ, Rochelle	g	0-3	0-2	0-0	0	0	0	4	0	0	2	0	2	29		
22	LEBLANC, Jasmine	g	0-3	0-2	0-2	1	1	2	1	0	0	0	0	2	12		
23	CLEAVER, Reauna	g	0-2	0-0	0-0	1	0	1	1	0	0	1	0	0	4		
32	MOTEN, Kevione	g	0-3	0-0	3-6	5	2	7	3	3	0	1	1	0	16		
Team						3	3	6									
Totals			22-73	9-26	12-20	20	22	42	23	65	10	18	2	9	200		

FG % 1st Half: 13-39 33.3% 2nd half: 9-34 26.5% Game: 22-73 30.1% Deadball Rebounds 4  
 3FG % 1st Half: 5-13 38.5% 2nd half: 4-13 30.8% Game: 9-26 34.6%  
 FT % 1st Half: 5-8 62.5% 2nd half: 7-12 58.3% Game: 12-20 60.0%

#### Wisconsin 79 • 1-0

#	Player	Total			3-Ptr			Rebounds			PF	TP	A	TO	Blk	Stl	Min
		FG-FGA	FG-FGA	FT-FTA	Off	Def	Tot	Off	Def	Tot							
25	Johnson, Michala	f	6-10	0-0	1-3	1	4	5	1	13	1	1	1	0	20		
40	Young, Avyanna	f	5-8	0-0	2-3	2	6	8	3	12	3	0	0	1	33		
01	Whyte, Dakota	g	5-10	0-1	6-6	0	2	2	3	16	4	4	0	0	30		
04	Bauman, Nicole	g	4-11	1-6	5-5	0	4	4	3	14	4	2	3	4	37		
22	Cichy, Tessa	g	4-10	1-2	0-2	4	12	16	2	9	2	5	0	2	37		
05	Marble, Roichelle	g	3-4	0-0	0-0	1	0	1	4	6	2	2	0	0	13		
11	Howard, Marsha	g	0-2	0-2	0-0	0	3	3	0	3	0	0	0	0	13		
23	McMorris, Cayla	g	2-3	1-1	0-0	0	1	1	1	5	1	1	0	2	10		
41	Gambino, Rosanna	g	2-3	0-0	0-0	1	0	1	0	4	0	0	0	1	7		
Team						1	1	2									
Totals			31-61	3-12	14-19	10	33	43	20	79	17	18	4	10	200		

FG % 1st Half: 13-27 48.1% 2nd half: 18-34 52.9% Game: 31-61 50.8% Deadball Rebounds 3.2  
 3FG % 1st Half: 1-7 14.3% 2nd half: 2-5 40.0% Game: 3-12 25.0%  
 FT % 1st Half: 8-11 72.7% 2nd half: 6-8 75.0% Game: 14-19 73.7%

Officials: Dee Kantner, Tina Napier, Denise Brooks  
 Technical fouls: Louisiana Tech-None. Wisconsin-None.  
 Attendance: 3517

Score by periods	1st	2nd	3rd	4th	Total
Louisiana Tech	18	18	15	14	65
Wisconsin	16	19	27	17	79

Last FG - LATECH 4th-03:18. WIS 4th-01:18.  
 Largest lead - LATECH by 7 2nd-01:34. WIS by 17 4th-06:23.  
 LATECH led for 17:29. WIS led for 21:25. Game was tied for 00:29.

Score tied - 2 times.  
 Lead changed - 5 times.

#### Loyola 40 • 2-3

#	Player	Total			3-Ptr			Rebounds			PF	TP	A	TO	Blk	Stl	Min
		FG-FGA	FG-FGA	FT-FTA	Off	Def	Tot	Off	Def	Tot							
13	Briana Oglesby	*	4-14	3-7	1-2	3	1	4	2	12	0	3	1	0	31		
20	Kylah Jones	*	3-11	0-1	1-4	1	7	8	0	7	6	4	0	1	31		
31	Jackie Anderson	*	1-4	0-1	0-0	1	4	5	3	2	0	3	0	1	27		
32	Meghan Temple	*	0-7	0-0	2-4	2	3	5	2	2	0	4	0	1	28		
34	Caroline Gonzalez	*	5-12	3-9	1-1	1	3	4	3	14	0	1	0	2	23		
03	Di'Mond Jackson	*	1-3	0-0	1-2	0	1	1	2	3	0	2	0	1	11		
04	Jasmine Billips	*	0-1	0-0	0-0	0	1	1	0	0	0	0	0	0	7		
11	Adrienne Slobob	*	0-4	0-0	0-0	1	3	4	1	0	1	0	0	1	14		
14	Menly Long	*	0-3	0-2	0-0	1	0	1	0	0	1	0	0	0	7		
23	Megan Worry	*	0-5	0-3	0-0	0	1	1	1	0	0	1	0	1	21		
Team						2	2	2									
Totals			14-64	6-23	6-13	12	24	36	14	40	8	18	1	8	200		

FG % 1st Half: 6-28 21.4% 2nd half: 8-36 22.2% Game: 14-64 21.9% Deadball Rebounds 5  
 3FG % 1st Half: 3-11 27.3% 2nd half: 3-12 25.0% Game: 6-23 26.1%  
 FT % 1st Half: 2-6 33.3% 2nd half: 4-7 57.1% Game: 6-13 46.2%

#### Louisiana Tech 76 • 1-1

#	Player	Total			3-Ptr			Rebounds			PF	TP	A	TO	Blk	Stl	Min
		FG-FGA	FG-FGA	FT-FTA	Off	Def	Tot	Off	Def	Tot							
02	VASQUEZ, Rochelle	*	2-9	0-5	1-2	0	5	5	0	5	1	1	0	2	25		
04	ANTHONY, Kierra	*	3-5	1-3	2-2	1	8	9	1	9	7	0	1	3	29		
12	PUMROY, Brooke	*	5-8	3-5	0-0	0	2	2	2	13	5	1	0	1	24		
24	DAVENPORT, Tiara	*	3-9	1-2	0-0	4	2	6	2	7	1	2	0	0	15		
25	WINGATE, Brandi	*	4-6	0-0	2-5	1	4	5	0	10	0	1	1	0	17		
01	GIPSON, Dawn	*	0-3	0-0	0-0	2	0	2	2	0	0	3	1	0	9		
03	RICHIE, Ruby	*	1-3	1-3	0-0	0	2	2	1	3	2	0	0	0	18		
22	LEBLANC, Jasmine	*	4-9	1-2	0-0	0	4	4	0	9	3	2	1	0	23		
23	CLEAVER, Reauna	*	5-7	0-0	0-2	2	8	10	4	10	1	3	1	0	20		
32	MOTEN, Kevione	*	4-7	0-0	2-2	4	3	7	5	10	1	4	1	0	20		
Team						1	2	3									
Totals			31-66	7-20	7-13	15	40	55	17	76	21	17	6	6	200		

FG % 1st Half: 18-38 47.4% 2nd half: 13-28 46.4% Game: 31-66 47.0% Deadball Rebounds 2  
 3FG % 1st Half: 3-11 27.3% 2nd half: 4-9 44.4% Game: 7-20 35.0%  
 FT % 1st Half: 4-7 57.1% 2nd half: 3-6 50.0% Game: 7-13 53.8%

Officials: Brian Garland, Marlin Ramsey, LaShonda Kidd  
 Technical fouls: Loyola-None. Louisiana Tech-None.  
 Attendance: 1821

Score by periods	1st	2nd	3rd	4th	Total
Loyola	6	11	7	16	40
Louisiana Tech	23	20	16	17	76

Last FG - LU2015W 4th-00:37. LATECH 4th-01:59.  
 Largest lead - LU2015W None. LATECH by 41 4th-05:43.  
 LU2015W led for 00:00. LATECH led for 39:40. Game was tied for 00:20.

Score tied - 0 times.  
 Lead changed - 0 times.

### Official Basketball Box Score -- Game Totals -- Final Statistics Stephen F. Austin vs Louisiana Tech 11/21/15 7:00 PM at Thomas Assembly Center (Ruston, La.)

#### Stephen F. Austin 44 • 1-1

#	Player	Total			3-Ptr			Rebounds			PF	TP	A	TO	Blk	Stl	Min
		FG-FGA	FG-FGA	FT-FTA	Off	Def	Tot	Off	Def	Tot							
21	Parker, Stevi	f	2-7	0-2	4-4	0	3	3	3	8	1	0	0	0	24		
25	Rogers, Danielle	f	0-2	0-0	0-0	0	0	0	3	0	0	1	0	0	8		
01	Schippers, Taylor	g	3-7	2-4	0-0	0	4	4	3	8	2	3	0	1	24		
10	Branch, Brentney	g	3-13	1-4	0-0	0	2	2	0	7	2	4	0	2	24		
24	Alexander, Charisma	g	1-1	0-0	1-2	0	2	2	3	1	1	1	1	1	28		
03	Hayes, Chanell	g	5-11	1-3	1-2	0	2	2	3	12	1	5	0	0	24		
04	Harris, Kennedy	g	2-7	0-2	0-0	2	1	3	2	4	0	2	0	1	15		
05	Slastny, KJ	g	0-1	0-1	2-4	0	1	1	4	2	0	1	1	1	16		
20	Pena, Victoria	g	0-1	0-1	0-0	0	0	0	0	0	0	3	0	1	14		
34	Middleton, LaNesha	g	0-2	0-0	0-0	0	1	1	2	0	2	0	0	0	16		
55	Lewis, Adrienne	g	0-0	0-0	0-0	0	2	2	4	0	0	3	1	0	7		
Team						2	1	3									
Totals			16-52	4-17	8-12	4	19	23	26	44	9	24	3	7	200		

FG % 1st Half: 10-24 41.7% 2nd half: 6-28 21.4% Game: 16-52 30.8% Deadball Rebounds 3  
 3FG % 1st Half: 3-5 60.0% 2nd half: 1-12 8.3% Game: 4-17 23.5%  
 FT % 1st Half: 5-8 62.5% 2nd half: 3-4 75.0% Game: 8-12 66.7%

#### Louisiana Tech 76 • 2-1

#	Player	Total			3-Ptr			Rebounds			PF	TP	A	TO	Blk	Stl	Min
		FG-FGA	FG-FGA	FT-FTA	Off	Def	Tot	Off	Def	Tot							
24	DAVENPORT, Tiara	f	2-9	0-1	0-0	2	5	7	4	4	1	1	0	0	20		
25	WINGATE, Brandi	f	2-3	0-0	1-2	2	4	6	3	5	2	1	0	0	10		
04	ANTHONY, Kierra	g	0-4	0-1	2-2	1	3	4	3	2	6	6	0	1	22		
12	PUMROY, Brooke	g	5-11	2-6	6-6	0	2	2	1	18	0	4	0	2	31		
30	SANTOS, Ashley	g	2-4	0-0	4-4	2	3	5	3	8	0	2	1	1	17		
01	GIPSON, Dawn	g	0-0	0-0	0-0	0											

# 2015-16 LOUISIANA TECH WOMEN'S BASKETBALL

## Official Basketball Box Score -- Game Totals -- Final Statistics Louisiana Tech vs Denver 11-28-15 1:00 pm at Freeport, Bahamas

### Louisiana Tech 58 • 3-2

#	Player	Total		3-Ptr		Rebounds			PF	TP	A	TO	Blk	Stl	Min
		FG-FGA	FG-FGA	FT-FTA	Off	Def	Tot								
04	ANTHONY, Kierra	* 0-1	0-0	0-0	0	0	0	2	0	5	2	0	1	15	
12	PUMROY, Brooke	* 1-9	1-5	4-6	0	1	1	2	7	0	4	0	1	37	
24	DAVENPORT, Tiara	* 4-5	0-0	0-0	1	3	4	3	8	0	0	0	0	18	
25	WINGATE, Brandi	* 9-11	0-0	4-4	2	4	6	3	22	1	2	0	1	38	
30	SANTOS, Ashley	* 4-9	0-3	2-2	0	3	3	3	10	1	3	1	0	25	
02	VASQUEZ, Rochelle	0-2	0-1	0-0	0	2	2	0	0	6	4	0	0	19	
03	RICHIE, Ruby	0-1	0-1	3-4	0	0	0	1	3	1	0	0	0	11	
22	LEBLANC, Jasmine	1-3	0-1	0-0	0	1	1	3	2	2	0	0	0	14	
23	CLEAVER, Reauna	1-1	0-0	0-0	2	1	3	3	2	0	3	0	1	17	
32	MOTEN, Kevione	2-3	0-0	0-0	0	2	2	0	4	0	0	0	0	6	
Team					2	2	4								
Totals		22-45	1-11	13-16	7	19	26	20	58	16	18	1	4	200	

FG % 1st Half: 12-24 50.0% 2nd half: 10-21 47.6% Game: 22-45 48.9%  
 3FG % 1st Half: 1-8 12.5% 2nd half: 0-3 0.0% Game: 1-11 9.1%  
 FT % 1st Half: 3-3 100.0 2nd half: 10-13 76.9% Game: 13-16 81.3%

### Denver 53 • 1-4

#	Player	Total		3-Ptr		Rebounds			PF	TP	A	TO	Blk	Stl	Min
		FG-FGA	FG-FGA	FT-FTA	Off	Def	Tot								
02	Romanowski, Samantha	* 6-17	3-11	2-5	1	0	1	5	17	3	3	0	2	35	
20	Morgan, Ciera	* 2-7	0-0	2-2	1	3	4	3	6	2	1	0	1	33	
22	Bradley, Paige	* 1-9	1-5	3-4	2	2	4	4	6	3	4	1	0	36	
31	Spittel, Jesse	* 5-9	0-0	0-0	6	3	9	3	10	2	3	0	4	31	
45	Alt, Jordyn	* 4-6	0-0	0-0	3	6	9	3	8	2	2	0	0	30	
12	Poss, Jaclyn	2-8	0-3	0-0	0	2	2	2	4	1	3	0	1	30	
21	Rodgers, Maya	0-1	0-1	2-2	1	0	1	0	2	0	0	0	0	1	
32	Bryant, Tori	0-0	0-0	0-0	0	0	0	0	0	0	0	0	0	1	
40	Queen, Avery	0-0	0-0	0-0	0	0	0	1	0	0	0	0	0	3	
Team					3	1	4								
Totals		20-57	4-20	9-13	17	17	34	21	53	13	17	1	8	200	

FG % 1st Half: 9-28 32.1% 2nd half: 11-29 37.9% Game: 20-57 35.1%  
 3FG % 1st Half: 1-9 11.1% 2nd half: 3-11 27.3% Game: 4-20 20.0%  
 FT % 1st Half: 1-2 50.0% 2nd half: 8-11 72.7% Game: 9-13 69.2%

Officials: Joe Vaszily, Kathy Lynch, Joanne Aldrich  
 Technical fouls: Louisiana Tech-None. Denver-None.  
 Attendance: 348

Score by periods	1st	2nd	3rd	4th	Total
Louisiana Tech	17	11	10	20	58
Denver	6	14	19	14	53

Points	In	Off	2nd	Fast	Bench
LATECH	Paint	T/O	Chance	Break	
LATECH	20	14	10	0	11
DU	20	16	9	4	6

Last FG - LATECH 4th-02:43, DU 4th-05:54.  
 Largest lead - LATECH by 14 2nd-07:31, DU by 4 4th-05:54.  
 LATECH led for 33:06, DU led for 04:47. Game was tied for 02:07.

Score tied - 2 times.  
 Lead changed - 6 times.

## Official Basketball Box Score -- Game Totals -- Final Statistics Prairie View A&M vs Louisiana Tech 12/2/15 6:30 PM at Thomas Assembly Center (Ruston, La.)

### Prairie View A&M 77 • 3-1

#	Player	Total		3-Ptr		Rebounds			PF	TP	A	TO	Blk	Stl	Min
		FG-FGA	FG-FGA	FT-FTA	Off	Def	Tot								
04	Jeronia Allen	f 2-6	0-1	1-2	1	4	5	3	5	1	1	0	0	25	
22	Larissa Scott	f 3-9	0-1	0-2	7	6	13	4	6	3	2	1	1	31	
03	Alexus Parker	g 12-19	2-3	0-0	0	5	3	26	0	1	0	3	36		
11	Lamaria Cole	g 10-19	1-3	3-5	2	2	4	2	24	4	4	1	4	36	
24	Tori Carter	g 2-5	0-0	1-2	0	2	2	2	5	4	3	0	4	33	
00	Chelsey Rosier	g 0-0	0-0	0-0	0	0	0	0	0	0	1	0	2	5	
10	Monique Abbs	4-7	2-4	1-4	0	3	3	0	11	2	3	0	1	19	
13	Lanikki McMillian	0-2	0-0	0-0	1	2	3	1	0	1	0	0	0	15	
Team					1	1	2								
Totals		33-67	5-12	6-15	12	25	37	15	77	14	17	2	15	200	

FG % 1st Half: 16-36 44.4% 2nd half: 17-31 54.8% Game: 33-67 49.3%  
 3FG % 1st Half: 3-6 50.0% 2nd half: 2-6 33.3% Game: 5-12 41.7%  
 FT % 1st Half: 4-8 50.0% 2nd half: 2-7 28.6% Game: 6-15 40.0%

### Louisiana Tech 68 • 3-3

#	Player	Total		3-Ptr		Rebounds			PF	TP	A	TO	Blk	Stl	Min
		FG-FGA	FG-FGA	FT-FTA	Off	Def	Tot								
25	WINGATE, Brandi	f 9-14	0-0	3-4	5	7	12	3	21	1	1	1	1	35	
04	ANTHONY, Kierra	g 4-9	2-3	7-8	0	4	4	3	17	1	7	0	0	29	
12	PUMROY, Brooke	g 5-12	3-8	0-0	4	4	2	13	5	4	0	3	38		
24	DAVENPORT, Tiara	g 3-12	0-2	2-4	1	3	4	3	8	1	1	0	1	32	
30	SANTOS, Ashley	g 2-5	1-2	0-0	2	3	5	5	0	3	0	2	23		
02	VASQUEZ, Rochelle	0-4	0-3	0-0	0	0	0	1	0	3	4	0	20		
03	RICHIE, Ruby	0-1	0-1	0-0	1	0	1	0	1	0	0	0	7		
22	LEBLANC, Jasmine	1-2	0-1	0-0	1	0	1	0	2	0	0	0	3		
23	CLEAVER, Reauna	1-2	0-0	0-0	2	2	4	1	2	0	2	0	12		
34	MOTEN, Kevione	0-0	0-0	0-0	0	1	1	0	0	0	0	0	1		
Team					1	3	4								
Totals		25-61	6-20	12-16	13	27	40	18	68	12	22	1	7	200	

FG % 1st Half: 11-30 36.7% 2nd half: 14-31 45.2% Game: 25-61 41.0%  
 3FG % 1st Half: 1-2 8.3% 2nd half: 5-8 62.5% Game: 6-20 30.0%  
 FT % 1st Half: 3-4 75.0% 2nd half: 9-12 75.0% Game: 12-16 75.0%

Officials: Mary Day, Eric Koch, Marc Merritt  
 Technical fouls: Prairie View A&M-None. Louisiana Tech-None.  
 Attendance: 1502

Score by periods	1st	2nd	3rd	4th	Total
Prairie View A&M	19	20	22	16	77
Louisiana Tech	12	14	21	21	68

Points	In	Off	2nd	Fast	Bench
PVAM	Paint	T/O	Chance	Break	
PVAM	36	27	4	22	9
LATECH	26	13	15	9	4

Last FG - PVAM 4th-00:26, LATECH 4th-00:09.  
 Largest lead - PVAM by 15 2nd-06:54, LATECH None.  
 PVAM led for 39:13, LATECH led for 00:00. Game was tied for 00:47.

Score tied - 0 times.  
 Lead changed - 0 times.

## Official Basketball Box Score -- Game Totals -- Final Statistics Louisiana Tech vs Nicholls 12/5/15 1 PM at Thibodaux, La. (Stopher Gym)

### Louisiana Tech 58 • 4-3

#	Player	Total		3-Ptr		Rebounds			PF	TP	A	TO	Blk	Stl	Min
		FG-FGA	FG-FGA	FT-FTA	Off	Def	Tot								
24	DAVENPORT, Tiara	f 6-11	0-1	2-2	5	7	12	4	14	0	0	0	0	30	
25	WINGATE, Brandi	f 6-12	0-0	4-5	2	5	7	4	16	0	1	0	1	28	
04	ANTHONY, Kierra	g 3-7	1-1	2-4	0	3	3	1	9	4	7	0	2	30	
12	PUMROY, Brooke	g 2-8	2-5	2-2	0	4	4	1	8	1	6	0	1	34	
30	SANTOS, Ashley	g 4-9	0-1	1-6	3	3	6	3	9	2	2	0	2	32	
02	VASQUEZ, Rochelle	0-0	0-0	0-0	1	2	3	0	0	0	3	0	0	7	
03	RICHIE, Ruby	0-0	0-0	0-0	0	0	0	0	0	2	0	0	0	10	
22	LEBLANC, Jasmine	1-5	0-0	0-2	1	1	2	1	2	0	0	0	1	9	
23	CLEAVER, Reauna	0-2	0-0	0-0	0	2	2	2	0	1	1	0	0	13	
32	MOTEN, Kevione	0-0	0-0	0-0	0	1	1	1	0	0	0	0	0	7	
Team					1	4	5								
Totals		22-54	3-8	11-21	13	32	45	17	58	8	22	0	7	200	

FG % 1st Half: 9-24 37.5% 2nd half: 13-30 43.3% Game: 22-54 40.7%  
 3FG % 1st Half: 1-5 20.0% 2nd half: 2-3 66.7% Game: 3-8 37.5%  
 FT % 1st Half: 5-10 50.0% 2nd half: 6-11 54.5% Game: 11-21 52.4%

Officials: Barry Roberts, Melanie Davis, Eric Koch  
 Technical fouls: Louisiana Tech-None. Nicholls-None.  
 Attendance:

Score by periods	1st	2nd	3rd	4th	Total
Louisiana Tech	10	14	22	12	58
Nicholls	14	17	11	13	55

Points	In	Off	2nd	Fast	Bench
LATECH	Paint	T/O	Chance	Break	
LATECH	32	15	12	6	2
NICH	18	7	9	6	37

Last FG - LATECH 4th-00:58, NICH 4th-03:47.  
 Largest lead - LATECH by 10 3rd-00:34, NICH by 12 2nd-03:54.  
 LATECH led for 11:30, NICH led for 25:18. Game was tied for 02:12.

Score tied - 5 times.  
 Lead changed - 5 times.

## Official Basketball Box Score -- Game Totals -- Final Statistics Louisiana Tech vs Arizona 12/10/15 7 p.m. at McKale Center

### Louisiana Tech 67 • 4-4

#	Player	Total		3-Ptr		Rebounds			PF	TP	A	TO	Blk	Stl	Min
		FG-FGA	FG-FGA	FT-FTA	Off	Def	Tot								
24	DAVENPORT, Tiara	f 2-7	1-4	0-0	2	5	7	1	5	0	2	0	0	25	
25	WINGATE, Brandi	f 8-12	0-0	10-13	2										



# 2015-16 LOUISIANA TECH WOMEN'S BASKETBALL

## Official Basketball Box Score -- Game Totals -- Final Statistics #9 Mississippi State vs Louisiana Tech 12/13/15 3:00 PM at Thomas Assembly Center (Ruston, La.)

### #9 Mississippi State 93 • 7-1

#	Player	Total			3-Ptr			Rebounds			PF	TP	A	TO	Blk	Stl	Min
		FG-FGA	FG-FGA	FT-FTA	FG-FGA	FG-FGA	FT-FTA	Off	Def	Tot							
13	Ketara Chapel	f	2-2	0-0	0-0	0	1	1	1	4	1	1	0	0	0	9	
45	Chinwe Okorie	c	3-4	0-0	0-0	2	2	4	2	6	3	1	0	0	0	16	
00	Dominique Dillingham	g	1-1	0-0	0-0	1	1	2	1	2	1	0	0	1	22		
02	Morgan William	g	3-6	1-2	5-6	0	2	2	0	12	8	5	0	1	25		
35	Victoria Vivians	g	13-23	7-15	3-3	0	7	7	1	36	0	1	1	2	29		
01	Blair Schaefer	g	1-5	1-4	0-0	1	0	1	2	3	1	1	0	0	17		
03	Breanna Richardson	g	5-9	1-3	1-2	1	3	4	2	12	2	2	1	2	28		
10	Sherise Williams	g	4-4	0-0	0-1	2	4	6	2	8	1	1	4	1	16		
05	Jazzmun Holmes	g	2-5	0-0	0-0	0	1	1	0	4	7	2	1	0	15		
12	Jasmine Spears	g	0-0	0-0	0-0	0	1	1	0	0	0	0	0	0	1		
15	Teaira McCowan	g	2-4	0-0	0-0	1	3	4	5	4	0	0	2	0	7		
23	Kayla Nevitt	g	1-6	0-2	0-0	0	1	1	3	2	0	0	0	0	12		
44	LaKaris Salter	g	0-1	0-0	0-0	1	0	1	1	0	0	2	0	0	3		
Team						1	1	2									
Totals			37-70	10-26	9-12	10	27	37	20	93	24	16	10	8	200		
FG % 1st Half:		22-35	62.9%	2nd half:	15-35	42.9%	Game:		37-70	52.9%	Deadball Rebounds:		1				
3FG % 1st Half:		8-15	53.3%	2nd half:	2-11	18.2%	Game:		10-26	38.5%	Deadball Rebounds:		1				
FT % 1st Half:		1-2	50.0%	2nd half:	8-10	80.0%	Game:		9-12	75.0%	Deadball Rebounds:		1				

### Louisiana Tech 63 • 4-5

#	Player	Total			3-Ptr			Rebounds			PF	TP	A	TO	Blk	Stl	Min
		FG-FGA	FG-FGA	FT-FTA	FG-FGA	FG-FGA	FT-FTA	Off	Def	Tot							
24	DAVENPORT, Tiara	f	3-9	2-3	0-1	0	6	6	3	8	1	5	0	2	34		
25	WINGATE, Brandi	f	7-12	1-1	10-10	1	5	6	1	25	1	2	0	1	31		
02	VASQUEZ, Rochelle	g	0-1	0-0	0-0	1	1	2	0	0	0	0	0	0	14		
04	ANTHONY, Kierra	g	1-10	0-0	3-4	0	1	1	3	5	4	5	0	1	32		
30	SANTOS, Ashley	g	3-10	1-1	2-2	1	1	2	0	9	2	2	1	0	33		
03	RICHIE, Ruby	g	0-0	0-0	0-0	0	0	0	0	0	0	0	0	0	2		
12	PUMROY, Brooke	g	2-7	0-2	0-0	1	1	2	2	4	0	3	0	0	17		
22	LEBLANC, Jasmine	g	3-4	0-0	1-1	0	3	3	4	7	0	4	0	0	14		
23	CLEAVER, Reauna	g	1-3	0-0	1-1	1	3	4	3	3	0	1	0	0	11		
32	MOTEN, Kevione	g	1-3	0-0	0-0	1	0	1	1	2	0	1	0	0	12		
Team						6	4	10									
Totals			21-59	4-7	17-19	12	25	37	18	63	8	24	1	4	200		
FG % 1st Half:		9-27	33.3%	2nd half:	12-32	37.5%	Game:		21-59	35.6%	Deadball Rebounds:		1				
3FG % 1st Half:		1-2	50.0%	2nd half:	3-5	60.0%	Game:		4-7	57.1%	Deadball Rebounds:		1				
FT % 1st Half:		6-7	85.7%	2nd half:	11-12	91.7%	Game:		17-19	89.5%	Deadball Rebounds:		1				

Officials: Eric Koch, Troy Winders, Kylie Galloway  
 Technical fouls: #9 Mississippi State-None. Louisiana Tech-None.  
 Attendance: 1818

Score by periods	1st	2nd	3rd	4th	Total
#9 Mississippi State	24	29	29	11	93
Louisiana Tech	11	14	11	27	63

Last FG - MS 4th-03:48, LATECH 4th-01:22.  
 Largest lead - MS by 48 3rd-01:27, LATECH by 9 1st-07:20.  
 MS led for 34:40, LATECH led for 04:10. Game was tied for 01:10.

Points	In	Off	2nd	Fast	Bench
	Paint	T/O	Chance	Break	
MS	40	32	13	10	33
LATECH	16	22	13	14	16

Score tied - 0 times.  
 Lead changed - 1 time.

## Official Basketball Box Score -- Game Totals -- Final Statistics ULL vs Louisiana Tech 12/19/15 6:00 at Thomas Assembly Center (Ruston, La.)

### ULL 62 • 7-2 1-0

#	Player	Total			3-Ptr			Rebounds			PF	TP	A	TO	Blk	Stl	Min
		FG-FGA	FG-FGA	FT-FTA	FG-FGA	FG-FGA	FT-FTA	Off	Def	Tot							
03	Cooper, Breionne	f	0-1	0-0	0-0	0	2	2	0	2	2	0	0	0	0	11	
05	Alexander, Jordan	f	2-3	2-2	0-0	0	2	2	2	6	1	2	0	0	20		
14	Prejean, Adrienne	f	0-0	0-0	0-0	1	0	1	0	1	0	1	1	0	15		
10	Wilridge, Kia	g	3-8	0-0	2-5	2	4	6	4	8	3	2	0	3	20		
11	Gordon, Jaylyn	g	5-18	1-6	6-8	0	3	3	5	17	5	5	0	3	33		
01	Arceaneaux, Brooklyn	g	2-7	0-0	0-0	1	2	3	4	1	2	0	2	0	27		
15	Quinn, Jodi	g	1-4	0-1	0-0	3	1	4	3	2	0	0	0	3	15		
22	Alexander, Gabby	g	0-1	0-0	0-0	0	0	0	1	0	0	0	0	0	3		
23	Washington, Taylor	g	0-1	0-0	0-0	0	0	0	0	0	1	1	0	0	8		
24	Veal, Keke	g	9-18	2-6	3-4	0	0	0	3	23	0	3	1	1	28		
25	Okde Sylvana	g	0-0	0-0	0-0	0	0	0	0	0	0	1	0	0	1		
32	Fields, Simone	g	1-3	0-0	0-0	1	1	2	5	2	0	2	0	0	19		
Team						3	0	3									
Totals			23-64	5-15	11-17	11	15	26	29	62	12	19	1	14	200		
FG % 1st Half:		10-29	34.5%	2nd half:	13-35	37.1%	Game:		23-64	35.9%	Deadball Rebounds:		4				
3FG % 1st Half:		3-6	50.0%	2nd half:	2-9	22.2%	Game:		5-15	33.3%	Deadball Rebounds:		4				
FT % 1st Half:		5-6	83.3%	2nd half:	6-11	54.5%	Game:		11-17	64.7%	Deadball Rebounds:		4				

### Louisiana Tech 79 • 5-0 0-0

#	Player	Total			3-Ptr			Rebounds			PF	TP	A	TO	Blk	Stl	Min
		FG-FGA	FG-FGA	FT-FTA	FG-FGA	FG-FGA	FT-FTA	Off	Def	Tot							
24	DAVENPORT, Tiara	f	4-8	1-3	1-2	4	2	6	5	10	1	3	0	0	26		
25	WINGATE, Brandi	f	2-6	0-0	2-4	1	1	2	1	6	1	1	0	0	21		
02	VASQUEZ, Rochelle	g	0-2	0-1	0-0	2	0	2	1	0	0	0	0	0	18		
04	ANTHONY, Kierra	g	4-10	0-1	5-6	2	6	8	3	13	7	6	0	6	29		
30	SANTOS, Ashley	g	5-9	0-2	6-9	2	8	10	3	16	2	5	0	0	30		
03	RICHIE, Ruby	g	0-0	0-0	0-0	0	0	0	0	0	0	0	0	0	0+		
10	KREID, Maren	g	0-0	0-0	0-0	0	0	0	0	0	0	0	0	0	0+		
12	PUMROY, Brooke	g	2-7	2-5	1-2	0	3	3	0	7	4	5	1	1	23		
22	LEBLANC, Jasmine	g	5-7	1-1	1-1	1	1	2	1	12	1	2	0	2	18		
23	CLEAVER, Reauna	g	1-3	0-0	4-4	1	8	9	4	6	1	2	0	0	21		
32	MOTEN, Kevione	g	3-4	0-0	3-6	4	2	6	0	9	0	0	0	0	14		
Team						3	1	4									
Totals			26-56	4-13	23-34	20	32	52	18	79	17	27	1	9	200		
FG % 1st Half:		11-25	44.0%	2nd half:	15-31	48.4%	Game:		26-56	46.4%	Deadball Rebounds:		6				
3FG % 1st Half:		3-7	42.9%	2nd half:	1-6	16.7%	Game:		4-13	30.8%	Deadball Rebounds:		6				
FT % 1st Half:		7-9	77.8%	2nd half:	16-25	64.0%	Game:		23-34	67.6%	Deadball Rebounds:		6				

Officials: Meadow Overstreet, Randy Robertson, Bryan Morrow  
 Technical fouls: ULL-Gordon, Jaylyn; Wilridge, Kia; Arceaneaux, Brooklyn.  
 Louisiana Tech-None.  
 Attendance: 1918

Score by periods	1st	2nd	3rd	4th	Total
ULL	11	17	26	8	62
Louisiana Tech	14	18	25	22	79

Last FG - ULL 4th-00:31, LATECH 4th-02:15.  
 Largest lead - ULL by 3 1st-06:32, LATECH by 17 4th-01:15.  
 ULL led for 01:38, LATECH led for 34:25. Game was tied for 03:57.

Score tied - 4 times.  
 Lead changed - 1 time.

## Official Basketball Box Score -- Game Totals -- Final Statistics McNeese State vs Louisiana Tech 12/22/15 6:00 PM at Thomas Assembly Center (Ruston, La.)

### McNeese State 74 • 8-4

#	Player	Total			3-Ptr			Rebounds			PF	TP	A	TO	Blk	Stl	Min
		FG-FGA	FG-FGA	FT-FTA	FG-FGA	FG-FGA	FT-FTA	Off	Def	Tot							
05	Carswell, Jasmyn	f	1-3	0-0	0-0	0	4	4	4	2	0	3	0	0	30		
25	Haywood, Frederica	f	5-6	0-0	1-2	1	4	5	4	11	0	1	0	1	19		
01	Baggett, Allison	g	5-14	0-0	0-0	1	2	3	0	10	3	3	0	1	21		
03	Johnson, Jaylin	g	4-11	1-2	4-4	1	3	4	2	13	6	2	0	1	33		
23	Donnes, Amber	g	3-5	1-3	3-4	0	0	0	2	10	2	0	0	0	19		
00	Hudnall, Keara	g	2-5	1-1	0-0	1	2	3	0	5	1	0					

# 2015-16 LOUISIANA TECH WOMEN'S BASKETBALL

## Official Basketball Box Score -- Game Totals -- Final Statistics Louisiana Tech vs Old Dominion 1/7/16 7:02 PM at Norfolk, Va.

Louisiana Tech 69 • 6-7, 1-1

#	Player	Total			3-Ptr			Rebounds			PF	TP	A	TO	Bk	Stl	Min
		FG-FGA	FG-FGA	FT-FTA	Off	Def	Tot	Off	Def	Tot							
24	DAVENPORT, Tiara	f	0-4	0-1	0-0	0	1	1	2	0	0	1	0	0	0	10	
32	MOTEN, Kevione	f	2-4	0-0	1-2	1	3	4	3	5	0	1	1	2	25		
02	VASQUEZ, Rochelle	g	2-4	1-2	2-2	1	5	6	2	7	2	3	0	1	38		
12	PUMROY, Brooke	g	5-8	2-3	6-6	0	2	2	3	18	4	2	0	1	35		
30	SANTOS, Ashley	g	1-6	0-1	3-4	2	4	6	4	5	1	3	0	1	26		
22	LEBLANC, Jasmine	g	3-7	0-0	5-6	1	7	8	3	11	1	2	1	2	21		
23	CLEAVER, Reauna	g	0-0	0-0	0-0	0	1	1	1	0	0	1	1	0	12		
25	WINGATE, Brandi	g	9-13	0-0	5-7	0	7	7	4	23	1	4	0	0	34		
Team						1	5	6									
Totals			22-46	3-7	22-27	6	35	41	22	69	9	17	3	7	201		

FG % 1st Half: 11-23 47.8% 2nd half: 11-23 47.8% Game: 22-46 47.8%  
 3FG % 1st Half: 3-5 60.0% 2nd half: 0-2 0.0% Game: 3-7 42.9%  
 FT % 1st Half: 11-12 91.7% 2nd half: 11-15 73.3% Game: 22-27 81.5%

Old Dominion 51 • 5-9, 1-1

#	Player	Total			3-Ptr			Rebounds			PF	TP	A	TO	Bk	Stl	Min
		FG-FGA	FG-FGA	FT-FTA	Off	Def	Tot	Off	Def	Tot							
14	HOLOPAINEN, Annika	f	1-5	1-3	0-0	3	1	4	2	3	0	1	1	0	22		
40	YOUNG, Destinee	f	2-15	0-0	1-8	5	3	8	3	5	0	1	0	1	36		
03	BERNARDECO, Carolina	g	0-2	0-2	0-0	1	0	1	2	0	1	1	0	1	12		
20	BROWN, Keyana	g	2-10	2-10	0-0	2	3	5	3	6	1	1	0	2	28		
25	SIMMS, Jennie	g	10-23	0-6	4-9	3	5	8	3	24	1	5	0	0	38		
00	KEMP, Rhaven	g	0-2	0-0	0-0	1	1	2	4	0	0	0	0	0	7		
02	TIMMONS, Makayla	g	1-4	0-2	0-0	0	0	0	1	2	3	2	0	0	16		
05	SMITH, Gianna	g	0-0	0-0	0-0	0	0	0	0	0	0	0	0	0	3		
23	AJEMBA, Ije	g	1-4	0-0	3-4	5	1	6	2	5	0	2	0	1	23		
30	JACKSON, Ashley	g	3-4	0-1	0-0	1	1	2	2	6	1	0	0	1	15		
Team						0	4	4									
Totals			20-69	3-24	8-21	21	19	40	22	51	7	13	1	6	200		

FG % 1st Half: 10-31 32.3% 2nd half: 10-38 26.3% Game: 20-69 29.0%  
 3FG % 1st Half: 2-8 25.0% 2nd half: 1-16 6.3% Game: 3-24 12.5%  
 FT % 1st Half: 4-6 66.7% 2nd half: 4-15 26.7% Game: 8-21 38.1%

Officials: Timothy Bryant, Talisa Green, An-Jamilah Gregory  
 Technical fouls: Louisiana Tech-None. Old Dominion-None.  
 Attendance: 1718

Score by periods	1st	2nd	3rd	4th	Total
Louisiana Tech	12	24	10	23	69
Old Dominion	9	17	12	13	51

Last FG - LATECH 4th-00:52, ODU 4th-01:46.  
 Largest lead - LATECH by 19 4th-00:52, ODU None.  
 LATECH led for 37:35. ODU led for 00:00. Game was tied for 02:25.

## Official Basketball Box Score -- Game Totals -- Final Statistics Louisiana Tech vs Charlotte 01/09/16 7:00 PM at Hilton Arena

Louisiana Tech 58 • 6-7, 1-1 C-USA

#	Player	Total			3-Ptr			Rebounds			PF	TP	A	TO	Bk	Stl	Min
		FG-FGA	FG-FGA	FT-FTA	Off	Def	Tot	Off	Def	Tot							
24	DAVENPORT, Tiara	f	1-7	0-2	3-5	4	0	4	1	5	0	0	0	0	1	21	
32	MOTEN, Kevione	f	0-2	0-0	1-2	1	2	3	1	0	0	0	0	0	10		
02	VASQUEZ, Rochelle	g	0-5	0-0	0-0	1	1	2	1	0	1	1	0	0	19		
12	PUMROY, Brooke	g	4-12	2-8	0-0	0	0	0	1	10	1	0	0	1	28		
30	SANTOS, Ashley	g	6-12	1-5	0-0	2	4	6	3	13	1	3	0	1	31		
03	RICHIE, Ruby	g	0-0	0-0	0-0	0	0	0	0	0	0	0	0	1	1		
14	ANTHONY, Kierra	g	2-7	0-2	0-0	0	2	2	5	4	3	4	0	2	25		
22	LEBLANC, Jasmine	g	3-11	0-1	0-0	3	5	8	2	6	0	1	0	0	19		
23	CLEAVER, Reauna	g	1-2	0-0	0-0	1	2	3	1	2	0	1	0	1	12		
25	WINGATE, Brandi	g	7-16	1-1	2-3	3	2	5	2	17	1	1	0	1	34		
Team						4	2	6									
Totals			24-74	4-19	8-10	19	20	39	19	58	7	12	1	7	200		

FG % 1st Half: 11-38 28.9% 2nd half: 13-36 36.1% Game: 24-74 32.4%  
 3FG % 1st Half: 2-11 18.2% 2nd half: 2-5 40.0% Game: 4-19 21.1%  
 FT % 1st Half: 1-2 50.0% 2nd half: 5-8 62.5% Game: 8-10 80.0%

Charlotte 63 • 8-5, 1-1 C-USA

#	Player	Total			3-Ptr			Rebounds			PF	TP	A	TO	Bk	Stl	Min
		FG-FGA	FG-FGA	FT-FTA	Off	Def	Tot	Off	Def	Tot							
20	GORDON, Kira	f	4-7	0-2	6-8	0	4	4	2	14	2	4	0	1	40		
32	ALEXANDER, Alexis	f	8-15	0-0	0-0	0	8	8	3	16	0	1	0	1	37		
01	GREGORY, Ciara	g	1-3	0-2	0-0	0	1	1	1	2	0	0	0	0	7		
04	RAVENTOS, Laia	g	1-4	0-0	2-2	0	4	4	2	4	3	2	0	0	22		
21	WEBSTER, Leffy	g	4-9	1-3	4-4	0	4	4	2	13	3	4	1	2	40		
00	RANSOM, Amaya	g	0-1	0-1	2-2	1	3	4	2	2	1	3	0	0	20		
02	MCKOY, Mintell	g	1-1	0-0	0-0	1	1	2	0	2	0	0	0	0	3		
24	HUNTER, Grace	g	3-8	0-0	4-7	6	8	14	1	10	1	4	2	0	31		
Team						2	0	2									
Totals			22-48	1-8	18-23	10	33	43	13	63	10	19	3	3	200		

FG % 1st Half: 14-31 45.2% 2nd half: 8-17 47.1% Game: 22-48 45.9%  
 3FG % 1st Half: 1-7 14.3% 2nd half: 0-1 0.0% Game: 1-8 12.5%  
 FT % 1st Half: 4-6 66.7% 2nd half: 14-18 77.8% Game: 18-23 78.3%

Officials: Sue Blusch, Paulani Sparlock, Kevin Pethel  
 Technical fouls: Louisiana Tech-None. Charlotte-None.  
 Attendance: 821

Score by periods	1st	2nd	3rd	4th	Total
Louisiana Tech	13	12	14	19	58
Charlotte	16	17	12	18	63

Last FG - LATECH 4th-00:30, CHA 4th-04:38.  
 Largest lead - LATECH by 4 2nd-07:32, CHA by 10 4th-05:04.  
 LATECH led for 02:44. CHA led for 35:35. Game was tied for 01:11.

## Official Basketball Box Score -- Game Totals -- Final Statistics FIU vs Louisiana Tech 1/14/16 6:30 PM at Thomas Assembly Center (Ruston, La.)

FIU 63 • 2-13, 0-4 C-USA

#	Player	Total			3-Ptr			Rebounds			PF	TP	A	TO	Bk	Stl	Min
		FG-FGA	FG-FGA	FT-FTA	Off	Def	Tot	Off	Def	Tot							
13	HAGEDUS, Janka	f	0-6	0-0	0-0	0	3	3	5	0	0	1	1	2	20		
03	ALVARADO, Tianah	g	6-15	0-3	2-5	3	2	5	14	0	2	0	3	25			
05	SHADE, Taylor	g	5-13	2-4	6-7	0	5	5	4	18	2	3	0	2	40		
15	HUDSON, Kristian	g	7-17	1-5	3-5	2	1	3	2	18	4	4	0	3	40		
23	TODOROVIC, Nikolina	g	1-2	1-2	0-0	1	2	3	5	3	0	0	1	1	30		
02	CHEEK, Jade	g	1-3	1-2	0-0	0	2	2	0	3	0	0	0	0	7		
21	FEAGIN, Destini	g	1-5	0-2	2-2	1	3	4	2	4	3	2	0	1	30		
32	PAGE, Soraya	g	1-1	1-1	0-0	0	0	0	2	3	1	0	0	0	8		
Team						2	2	4									
Totals			22-62	6-19	13-19	9	20	29	25	63	10	12	2	12	200		

1st-FG %: 4-17 23.5% 2nd: 4-13 30.8% 3rd: 6-19 31.6% 4th: 6-13 46.2% Game: 22-62 35.5%  
 3FG %: 2-4 50.0% 0-4 0.0% 1-6 16.7% 3-5 60.0% 6-19 31.6%  
 FT %: 9-9 100.0% 4-4 100.0% 2-6 33.3% 7-9 77.8% 13-19 68.4%

Louisiana Tech 82 • 7-8, 2-2 C-USA

#	Player	Total			3-Ptr			Rebounds			PF	TP	A	TO	Bk	Stl	Min
		FG-FGA	FG-FGA	FT-FTA	Off	Def	Tot	Off	Def	Tot							
25	WINGATE, Brandi	f	4-5	1-2	4-4	0	6	6	1	13	1	2	0	0	23		
32	MOTEN, Kevione	f	4-4	0-0	0-1	1	2	3	1	8	1	2	0	0	17		
02	VASQUEZ, Rochelle	g	5-6	2-3	0-0	1	2	3	12	5	0	0	1	28			
12	PUMROY, Brooke	g	4-6	3-4	2-2	0	1	1	1	13	5	5	1	0	22		
30	SANTOS, Ashley	g	3-9	0-1	2-2	1	8	9	2	8	3	2	0	0	18		
03	RICHIE, Ruby	g	0-2	0-2	1-2	0	0	0	1	1	0	0	0	0	7		
04	ANTHONY, Kierra	g	1-4	0-0	0-0	2	3	5	3	2	4	3	0	0	22		
10	KREID, Maren	g	0-0	0-0	0-0	0	0	0	0	0	0	0	0	0	3		
22	LEBLANC, Jasmine	g	0-10	0-0	3-4	2	6	8	2	3	1	0	0	0	20		
23	CLEAVER, Reauna	g	2-3	1-1	1-2	1	3	4	4	6	1	5	0	0	17		
24	DAVENPORT, Tiara	g	5-7	1-1	5-6	4	3	7	1	16	0						

# 2015-16 LOUISIANA TECH WOMEN'S BASKETBALL

## Official Basketball Box Score - Game Totals - Final Statistics Southern Miss vs Louisiana Tech 1/24/16 12:05 PM at Thomas Assembly Center (Ruston, La)

### Southern Miss 37 - 10-7, 3-3 C-USA

#	Player	Total			3-Ptr			Rebounds			PF	TP	A	TO	Bk	Stl	Min
		FG-FGA	FG-FGA	FT-FTA	FG-FGA	FG-FGA	FT-FTA	Off	Def	Total							
02	COTTON, Lashya	f	4-9	0-0	1-1	1	5	6	2	9	1	3	0	1	30		
03	JEWETT-GILES, Keri	g	0-0	0-0	2-4	0	2	2	2	2	0	5	0	0	14		
12	DINKINS, Britanny	g	3-11	0-2	0-0	1	2	3	4	6	3	4	0	3	32		
21	KING, Jayla	g	1-3	0-1	0-0	0	2	2	1	2	0	4	0	1	25		
24	NORRIS, Britny	g	2-7	1-5	2-2	0	1	1	2	7	4	6	0	2	32		
04	VEIGA, Tajanay	g	0-2	0-1	1-2	2	2	4	3	1	0	5	0	0	31		
14	DOZIER, Katie	g	0-0	0-0	0-0	0	0	0	0	0	0	0	0	0	2		
15	JENKINS, Caitlin	g	4-8	0-1	2-4	4	6	10	1	10	1	2	2	0	27		
44	WILSON, Shayla	g	0-0	0-0	0-0	0	0	0	2	0	0	1	1	0	7		
Team						2	3	5									
<b>Totals</b>			<b>14-40</b>	<b>1-10</b>	<b>8-13</b>	<b>10</b>	<b>23</b>	<b>33</b>	<b>17</b>	<b>37</b>	<b>9</b>	<b>30</b>	<b>3</b>	<b>7</b>	<b>200</b>		

1st FG%: 49	44%	2nd 4-12	33%	3rd 2-9	22%	4th 4-10	40%	Game: 14-40	35%	Deadball
3FG%: 0-0	0%	0-4	0%	0-1	0%	1-5	20%	0-0	0%	Rebounds
FT%: 1-1	100%	3-4	75%	2-4	50%	2-4	50%	8-10	80%	2

### Louisiana Tech 72 - 9-8, 4-2 C-USA

#	Player	Total			3-Ptr			Rebounds			PF	TP	A	TO	Bk	Stl	Min
		FG-FGA	FG-FGA	FT-FTA	FG-FGA	FG-FGA	FT-FTA	Off	Def	Total							
25	WINGATE, Brandi	f	9-15	0-1	2-4	4	6	10	2	20	5	1	1	4	35		
32	MOTEN, Keivone	c	1-3	0-0	0-0	1	1	2	3	2	0	0	0	0	7		
02	VASQUEZ, Rochelle	g	0-2	0-0	0-0	1	2	3	0	0	1	0	0	1	15		
12	PUMROY, Brooke	g	3-9	2-5	2-2	0	3	3	1	10	3	2	0	1	28		
30	SANTOS, Ashley	g	6-14	2-4	0-0	3	2	5	1	14	1	2	0	0	26		
03	RICHIE, Ruby	g	1-1	1-1	0-0	0	0	0	1	3	0	0	0	0	3		
04	ANTHONY, Kierra	g	1-8	0-1	0-0	1	0	1	2	6	1	0	4	22			
10	KREID, Maren	g	0-0	0-0	0-0	0	0	0	0	0	0	0	0	2			
22	LEBLANC, Jasmine	g	4-12	0-0	0-0	3	3	6	1	8	1	1	1	23			
23	CLEAVER, Reauna	g	3-4	1-1	0-0	1	0	1	2	7	1	1	0	23			
24	DAVENPORT, Tiana	g	2-7	0-1	2-2	2	1	3	0	6	0	1	1	16			
Team						8	1	9									
<b>Totals</b>			<b>30-75</b>	<b>6-16</b>	<b>6-8</b>	<b>24</b>	<b>19</b>	<b>43</b>	<b>13</b>	<b>72</b>	<b>18</b>	<b>9</b>	<b>2</b>	<b>13</b>	<b>200</b>		

1st FG%: 6-16	37.5%	2nd 7-18	38.9%	3rd 9-23	39.1%	4th 8-18	44.4%	Game: 30-75	40.0%	Deadball
3FG%: 1-4	25.0%	0-4	0%	0-1	0%	1-5	20%	0-0	0%	Rebounds
FT%: 1-2	50.0%	0-0	0%	0-0	0%	5-6	83.3%	6-6	75.0%	0

Officials: Kelly Johnson, Ron Harris, Marj Day  
Technical fouls: Southern Miss-None, Louisiana Tech-None.  
Attendance: 1724

Score by periods	1st	2nd	3rd	4th	Total
Southern Miss	9	11	6	11	37
Louisiana Tech	14	16	20	22	72

Points	In	Off	2nd	Fast	Bench
USM	16	6	5	4	11
LATECH	32	36	26	4	26

Last FG - USM 4th-03:15, LATECH 4th-02:26.  
Largest lead - USM by 2 1st-05:34, LATECH by 36 4th-01:55.  
USM led for 00:42, LATECH led for 34:11. Game was tied for 04:45.

Score tied - 2 times.  
Lead changed - 4 times.

## Official Basketball Box Score - Game Totals - Final Statistics Louisiana Tech vs UTSA 1/28/16 7 pm at San Antonio, Texas (Convocation Center)

### Louisiana Tech 82 - 10-8, 5-2 C-USA

#	Player	Total			3-Ptr			Rebounds			PF	TP	A	TO	Bk	Stl	Min
		FG-FGA	FG-FGA	FT-FTA	FG-FGA	FG-FGA	FT-FTA	Off	Def	Total							
25	WINGATE, Brandi	f	5-13	0-1	11-17	1	11	12	2	21	0	4	2	1	39		
32	MOTEN, Keivone	c	0-0	0-0	1-2	0	0	0	3	1	0	1	0	0	6		
02	VASQUEZ, Rochelle	g	1-4	1-2	2-2	1	4	5	3	5	3	2	0	2	32		
12	PUMROY, Brooke	g	5-12	1-5	8-10	0	7	7	2	19	2	0	1	1	36		
30	SANTOS, Ashley	g	1-6	0-1	1-2	1	1	2	4	3	0	0	1	0	29		
14	ANTHONY, Kierra	g	3-6	0-0	0-0	1	0	1	2	6	1	5	0	3	19		
22	LEBLANC, Jasmine	g	3-5	0-1	1-8	3	8	11	2	7	4	1	0	1	17		
23	CLEAVER, Reauna	g	5-12	0-1	4-10	2	4	6	5	14	1	1	1	1	33		
24	DAVENPORT, Tiana	g	3-7	0-2	0-0	1	1	2	4	6	1	2	0	0	14		
Team						1	2	3									
<b>Totals</b>			<b>26-65</b>	<b>2-13</b>	<b>28-51</b>	<b>11</b>	<b>38</b>	<b>49</b>	<b>27</b>	<b>82</b>	<b>12</b>	<b>16</b>	<b>5</b>	<b>9</b>	<b>225</b>		

1st FG%: 4-16	25.0%	2nd 6-17	35.3%	3rd 9-16	56.3%	4th 5-9	55.6%	Game: 26-65	40.0%	Deadball
3FG%: 0-3	0.0%	0-2	0%	1-2	50.0%	2-5	40.0%	3-17	17.6%	Rebounds
FT%: 4-12	33.3%	2-4	50.0%	8-11	72.7%	8-9	88.9%	28-51	54.9%	13

### UTSA 72 - 6-12, 2-6 C-USA

#	Player	Total			3-Ptr			Rebounds			PF	TP	A	TO	Bk	Stl	Min
		FG-FGA	FG-FGA	FT-FTA	FG-FGA	FG-FGA	FT-FTA	Off	Def	Total							
02	HERGOTT, Mathilde	f	7-20	3-12	0-0	0	1	1	5	17	1	4	2	0	37		
21	ELONU, Akunna	f	2-6	0-0	6-14	3	5	8	3	10	0	0	0	1	33		
30	SMITH, Tesha	c	5-8	0-0	0-0	5	12	17	5	10	0	5	2	0	33		
04	CHIDOMERE, Crystal	g	7-12	0-0	3-5	1	1	2	5	17	2	2	0	4	16		
05	HEARD, Alana	g	4-9	0-0	3-4	0	3	3	3	11	1	4	0	1	28		
01	KIEJDROWSKA, Kasia	g	0-3	0-3	1-2	0	0	0	0	1	0	0	0	0	8		
03	DUKES, Alexus	g	1-2	0-0	0-0	0	0	0	4	2	2	0	0	0	12		
11	ANASTASIESKA, Sara	g	1-8	0-2	0-2	0	3	3	2	2	3	0	0	0	28		
12	MITCHELL-COLE, Niaga	g	0-7	0-0	2-2	3	7	10	4	0	0	1	0	0	18		
23	THORNTON, Dempsey	g	1-2	0-0	0-0	1	0	1	4	2	0	1	0	0	8		
31	HEINEMAN, Carlie	g	0-0	0-0	0-0	1	0	1	1	0	0	0	0	0	4		
Team						2	4	6									
<b>Totals</b>			<b>28-77</b>	<b>3-17</b>	<b>13-29</b>	<b>16</b>	<b>36</b>	<b>52</b>	<b>36</b>	<b>72</b>	<b>8</b>	<b>20</b>	<b>4</b>	<b>6</b>	<b>225</b>		

1st FG%: 2-15	13.3%	2nd 9-16	56.3%	3rd 10-17	58.8%	4th 7-20	35.0%	Game: 28-77	36.0%	Deadball
3FG%: 0-3	0.0%	0-1	0%	1-3	33.3%	2-5	40.0%	3-17	17.6%	Rebounds
FT%: 5-8	62.5%	2-6	33.3%	3-4	75.0%	3-7	42.9%	13-29	44.8%	11.2

Officials: Chaney Murch, Doug Williams, D'Yann Schertz  
Technical fouls: Louisiana Tech-None, UTSA-None.  
Attendance: 530

Score by periods	1st	2nd	3rd	4th	OT	Total
Louisiana Tech	12	15	26	19	10	82
UTSA	9	20	24	19	0	72

Points	In	Off	2nd	Fast	Bench
LATECH	34	24	11	10	33
UTSA	30	16	18	4	7

Last FG - LATECH OT-02:17, UTSA 4th-00:07.  
Largest lead - LATECH by 10 OT-00:16, UTSA by 7 3rd-05:21.  
LATECH led for 22:12, UTSA led for 15:15. Game was tied for 07:33.

Score tied - 14 times.  
Lead changed - 12 times.

## Official Basketball Box Score - Game Totals - Final Statistics Louisiana Tech vs UTEP 01/30/15 2:05 p.m. at El Paso, Texas (Don Hankins Center)

### Louisiana Tech 80 - 10-9, 5-3 C-USA

#	Player	Total			3-Ptr			Rebounds			PF	TP	A	TO	Bk	Stl	Min
		FG-FGA	FG-FGA	FT-FTA	FG-FGA	FG-FGA	FT-FTA	Off	Def	Total							
25	WINGATE, Brandi	f	7-14	2-3	6-7	1	5	6	2	22	2	1	0	0	31		
32	MOTEN, Keivone	c	0-0	0-0	0-0	0	0	0	0	0	0	0	0	0	5		
02	VASQUEZ, Rochelle	g	1-4	1-1	2-2	0	3	3	1	5	2	1	0	0	31		
12	PUMROY, Brooke	g	3-6	0-3	4-4	0	2	2	2	10	3	4	0	0	28		
30	SANTOS, Ashley	g	4-7	0-1	6-7	0	4	4	2	14	0	2	0	0	30		
03	RICHIE, Ruby	g	0-0	0-0	0-0	0	0	0	1	0	0	0	0	0	1		
04	ANTHONY, Kierra	g	5-6	1-2	1-2	0	0	0	4	12	1	2	0	0	10		
22	LEBLANC, Jasmine	g	1-3	0-0	3-4	1	5	6	4	5	1	0	0	0	18		
23	CLEAVER, Reauna	g	3-4	0-1													

# 2015-16 LOUISIANA TECH WOMEN'S BASKETBALL

## Official Basketball Box Score - Game Totals - Final Statistics North Texas vs Louisiana Tech 2/6/16 6:05 PM at Thomas Assembly Center (Ruston, La.)

### North Texas 71 - 8-12, 3-7 C-USA

#	Player	Total			3-Ptr			Rebounds			PF	TP	A	TO	Blk	Stl	Min
		FG-FGA	FG-FGA	FT-FTA	FG-FGA	FG-FGA	FT-FTA	Off	Def	Total							
23	TAC, Achiel	1	5-8	0-0	2-2	2	6	8	4	12	0	1	0	2	29		
02	JONES, Teadra	9	1-3	1-1	2-4	0	2	2	4	5	2	1	0	0	16		
03	CRINER, Kelsey	9	3-11	1-1	6-10	2	1	3	5	13	6	4	0	4	24		
13	SHILLOW, Orianna	9	1-2	0-1	0-0	0	0	0	0	2	1	0	0	0	16		
14	ADAMS, Candice	9	7-14	4-9	0-0	1	0	1	5	18	1	3	0	0	21		
10	WILLIAMS, Kasiney	9	3-6	0-0	1-2	0	1	1	4	7	5	3	0	3	36		
15	JOLIVETTE, Brooke	8	0-0	0-0	0-0	0	0	0	1	0	0	0	0	0	7		
20	ELLISON, Terra	8	4-9	1-1	1-2	2	2	4	4	10	1	5	0	2	38		
30	MABODU, Tosin	8	2-3	0-0	0-0	1	1	2	2	4	0	1	0	1	18		
Team			3	2	5												
Totals			26-56	7-13	12-20	11	15	26	29	71	16	19	0	12	200		

1st FG%:	6-13	46.2%	2nd FG%:	3-11	27.3%	3rd FG%:	2-5	40.0%	4th FG%:	2-5	40.0%	Game:	26-56	46.4%	Deadball	
3FG%:	2-4	50.0%	FT%:	1-1	100%	Rebounds:	4-7	57.1%	Off:	7-13	53.8%	Def:	12-20	60.0%	Stl:	5
FT%:	1-2	50.0%														

### Louisiana Tech 77 - 12-8, 7-3 C-USA

#	Player	Total			3-Ptr			Rebounds			PF	TP	A	TO	Blk	Stl	Min
		FG-FGA	FG-FGA	FT-FTA	FG-FGA	FG-FGA	FT-FTA	Off	Def	Total							
23	CLEAVER, Reauna	1	1-3	0-0	2-3	2	3	5	4	4	1	3	0	0	17		
25	WINGATE, Brandi	1	11-16	0-0	7-7	2	4	6	2	29	2	1	2	1	37		
02	VASQUEZ, Rochelle	9	1-3	1-3	1-2	3	3	6	2	4	3	3	0	0	30		
12	PUMROY, Brooke	9	3-9	1-7	5-6	0	2	2	1	12	1	5	0	2	30		
30	SANTOS, Ashley	9	3-7	0-0	5-5	2	2	4	3	11	2	4	0	2	19		
03	RICHE, Ruby	9	0-0	0-0	0-0	0	0	0	0	0	0	0	0	0	5		
04	ANTHONY, Kierra	9	2-2	0-0	4-4	0	2	2	8	4	1	0	1	21			
22	LEBLANC, Jasmine	9	0-4	0-1	3-4	2	1	3	3	3	0	4	0	0	15		
24	DAVENPORT, Tiara	9	2-5	1-2	1-2	0	2	2	1	6	0	0	1	0	23		
32	MOTEN, Kevione	9	0-0	0-0	0-0	0	0	0	1	0	0	0	0	0	3		
Team			2	3	5												
Totals			23-49	3-13	28-33	13	22	35	19	77	13	21	3	6	200		

1st FG%:	9-11	81.8%	2nd FG%:	6-12	50.0%	3rd FG%:	3-4	75.0%	4th FG%:	8-12	66.7%	Game:	23-49	46.9%	Deadball	
3FG%:	0-1	0.0%	FT%:	3-7	42.9%	Rebounds:	0-4	0.0%	Off:	8-1	80.0%	Def:	20-33	60.6%	Stl:	3
FT%:	5-7	71.4%														

Officials: Kelly Johnson, Scott Yarborough, Puckari Spurbek  
Technical fouls: North Texas-None. Louisiana Tech-None.  
Attendance: 1708

Score by periods	1st	2nd	3rd	4th	Total
North Texas	15	19	12	25	71
Louisiana Tech	11	16	20	30	77

Points	In	Off	2nd	Fast	Bench
NT	36	28	11	12	21
LATECH	30	24	10	9	17

Last FG - NT 4th-00:15, LATECH 4th-00:05.  
Largest lead - NT by 14 2nd-05:47, LATECH by 9 4th-03:33.  
NT led for 11:21, LATECH led for 10:39. Game was tied for 05:39.

Score tied - 10 times.  
Lead changed - 6 times.

## Official Basketball Box Score - Game Totals - Final Statistics Louisiana Tech vs Middle Tennessee 2/11/16 6:30 PM at Murfreesboro, Tenn.

### Louisiana Tech 57 - 12-10, 7-4

#	Player	Total			3-Ptr			Rebounds			PF	TP	A	TO	Blk	Stl	Min
		FG-FGA	FG-FGA	FT-FTA	FG-FGA	FG-FGA	FT-FTA	Off	Def	Total							
23	CLEAVER, Reauna	1	2-3	0-0	1-2	1	4	5	5	5	0	2	0	0	0	16	
25	WINGATE, Brandi	1	4-10	0-0	3-3	1	11	12	1	11	1	1	1	0	30		
02	VASQUEZ, Rochelle	9	1-6	1-2	1-2	0	1	1	2	4	0	2	1	1	27		
12	PUMROY, Brooke	9	3-6	2-5	2-2	0	1	1	1	10	0	7	0	1	25		
30	SANTOS, Ashley	9	1-7	0-0	0-0	0	1	1	1	2	1	1	0	0	20		
01	GIPSON, Dawn	9	0-0	0-0	0-0	0	0	0	0	0	0	0	0	0	1		
03	RICHE, Ruby	9	0-0	0-0	0-0	0	0	0	0	0	0	0	0	0	1		
04	ANTHONY, Kierra	9	4-6	1-1	0-0	0	2	2	3	9	2	7	0	0	21		
22	LEBLANC, Jasmine	9	0-6	0-0	0-0	2	5	7	4	0	1	1	1	2	25		
24	DAVENPORT, Tiara	9	1-2	0-0	2-2	2	2	4	3	4	0	5	0	0	16		
32	MOTEN, Kevione	9	4-7	0-0	4-6	7	1	8	2	12	0	1	0	0	18		
Team			2	1	3												
Totals			20-53	4-8	13-17	15	29	44	22	57	5	27	4	4	200		

1st FG%:	7-17	41.2%	2nd FG%:	5-13	38.5%	3rd FG%:	2-12	16.7%	4th FG%:	6-11	54.5%	Game:	20-53	37.7%	Deadball	
3FG%:	1-3	33.3%	FT%:	1-2	50.0%	Rebounds:	1-3	33.3%	Off:	2-2	100.0%	Def:	4-8	50.0%	Stl:	4
FT%:	2-2	100.0%														

### Middle Tennessee 68 - 16-7, 10-2

#	Player	Total			3-Ptr			Rebounds			PF	TP	A	TO	Blk	Stl	Min
		FG-FGA	FG-FGA	FT-FTA	FG-FGA	FG-FGA	FT-FTA	Off	Def	Total							
23	LYON, Gabby	1	1-3	0-0	0-0	4	2	6	4	2	2	2	0	0	1	38	
00	JOHNSON, Alex	9	3-8	0-1	0-0	1	2	3	4	6	0	0	1	2	23		
05	SISSON, Abby	9	4-13	1-5	1-2	1	1	2	0	10	4	1	0	1	33		
12	EDWARDS, Brea	9	9-19	6-12	7-8	1	10	11	2	31	2	2	0	1	40		
20	PETTY, Ty	9	4-14	0-4	4-4	1	2	3	2	12	5	5	0	6	40		
24	REUTER, Rebecca	9	2-5	0-0	3-4	1	1	2	7	1	2	1	2	17			
31	PORTER, Tianna	9	0-0	0-0	0-0	0	0	0	1	0	0	0	0	0	2		
32	WARDEN, Caroline	9	0-0	0-0	0-0	0	0	0	1	0	0	2	0	1	7		
Team			3	1	4												
Totals			23-62	7-22	15-18	12	19	31	16	68	14	15	2	14	200		

1st FG%:	9-15	60.0%	2nd FG%:	4-15	26.7%	3rd FG%:	8-18	44.4%	4th FG%:	2-14	14.3%	Game:	23-62	37.1%	Deadball	
3FG%:	1-3	33.3%	FT%:	1-7	14.3%	Rebounds:	3-6	50.0%	Off:	2-6	33.3%	Def:	13-17	80.0%	Stl:	1
FT%:	2-2	100.0%														

Officials: Royce Blevins, Kylie Galloway, Lawson Newton  
Technical fouls: Louisiana Tech-TEAM. Middle Tennessee-None.  
Attendance: 3316

Score by periods	1st	2nd	3rd	4th	Total
Louisiana Tech	17	11	11	18	57
Middle Tennessee	21	11	22	14	68

Last FG - LATECH 4th-00:18, MT 4th-05:14.  
Largest lead - LATECH by 2 1st-09:44, MT by 18 4th-05:14.  
LATECH led for 00:32, MT led for 37:39. Game was tied for 01:11.

Score tied - 2 times.  
Lead changed - 1 time.

## Official Basketball Box Score - Game Totals - Final Statistics Louisiana Tech vs UAB 2/13/15 2 p.m. at Bartow Arena (Birmingham, Ala.)

### Louisiana Tech 49 - 12-11, 7-5

#	Player	Total			3-Ptr			Rebounds			PF	TP	A	TO	Blk	Stl	Min
		FG-FGA	FG-FGA	FT-FTA	FG-FGA	FG-FGA	FT-FTA	Off	Def	Total							
23	CLEAVER, Reauna	1	2-6	0-1	0-0	0	1	1	3	4	3	1	0	1	23		
25	WINGATE, Brandi	1	3-10	0-1	4-4	0	6	6	0	10	2	2	0	1	25		
02	VASQUEZ, Rochelle	9	2-5	2-2	2-2	3	2	5	1	8	0	2	0	2	27		
12	PUMROY, Brooke	9	3-16	2-12	0-0	0	0	0	8	4	1	0	3	32			
14	ANTHONY, Kierra	9	2-6	0-3	0-0	3	1	4	2	4	3	2	0	0	31		
01	GIPSON, Dawn	9	0-0	0-0	0-0	0	0	0	1	0	0	0	0	0	1		
03	RICHE, Ruby	9	0-2	0-2	0-0	3	1	4	0	0	0	0	0	0	16		
22	LEBLANC, Jasmine	9	2-2	0-0	0-0	0	0	0	5	4	1	0	1	1	12		
24	DAVENPORT, Tiara	9	3-8	3-4	0-0	1	5	6	3	9	2	1	0	0	22		
32	MOTEN, Kevione	9	1-3	0-0	0-2	2	0	2	1	2	0	2	1	0	11		
Team			2	0	2												
Totals			18-58	7-25	6-8	14	16										

# 2015-16 LOUISIANA TECH WOMEN'S BASKETBALL

Official Basketball Box Score -- Game Totals -- Final Statistics  
**UTEP vs Louisiana Tech**  
 02/20/16 6:00 PM at Ruston, La. (Thomas Assembly Center)

**UTEP 72 • 23-2, 14-1 C-USA**

#	Player	Total		FT-FTA	Rebounds			PF	TP	A	TO	Blk	Stl	Min	
		FG-FGA	3-Ptr		Off	Def	Tot								
34	KENNEDY, Lawna	f	2-3	0-0	6-6	0	0	0	4	10	0	2	0	0	20
01	BREEDLOVE, Starr	g	4-11	1-2	6-7	1	2	3	3	15	7	3	1	1	35
02	TURNER, Cameasha	g	2-6	0-2	1-2	1	3	4	2	5	1	1	0	1	19
24	NASH, Jenzel	g	10-19	0-1	4-5	3	6	9	4	24	4	3	1	5	38
32	PARKER, Chrishauna	g	3-3	0-0	3-3	3	2	5	2	9	0	0	0	1	26
04	MCKINNEY, Lulu	g	1-6	0-2	0-0	0	0	0	1	2	0	2	1	1	17
10	ZAPART, Wiktorja	g	0-0	0-0	0-0	1	0	1	0	0	0	1	0	0	3
12	TAYLOR, Sparkle	g	0-2	0-0	0-0	0	2	2	0	0	0	1	0	0	7
15	DOBROWOLSKA, Agata	g	1-1	0-0	2-2	1	4	5	4	4	3	1	0	0	17
33	MCCANTS, Daeshianna	g	1-2	0-0	0-1	3	1	4	0	2	0	1	0	0	10
42	SEDA, Tamara	g	0-2	0-0	1-2	0	1	1	1	1	0	1	0	0	8
<b>Team</b>						<b>2</b>	<b>5</b>	<b>7</b>			<b>2</b>				
<b>Totals</b>			<b>24-55</b>	<b>1-7</b>	<b>23-28</b>	<b>15</b>	<b>26</b>	<b>41</b>	<b>21</b>	<b>72</b>	<b>15</b>	<b>18</b>	<b>3</b>	<b>9</b>	<b>200</b>

1st - FG %:	4-12	33.3%	2nd:	6-17	35.3%	3rd:	9-18	50.0%	4th:	5-8	62.5%	Game:	24-55	43.6%	Deadball
3FG %:	0-1	0.0%	0-0	0.0%	0-5	0.0%	1-1	100.0%	1-1	100.0%	1-7	14.3%	Rebounds		
FT %:	5-6	83.3%	5-6	83.3%	7-8	87.5%	6-6	75.0%			23-28	82.1%			0

**Louisiana Tech 65 • 13-12, 8-6 C-USA**

#	Player	Total		FT-FTA	Rebounds			PF	TP	A	TO	Blk	Stl	Min	
		FG-FGA	3-Ptr		Off	Def	Tot								
23	CLEAVER, Reauna	f	4-7	0-1	4-5	1	3	4	1	12	0	3	0	1	22
25	WINGATE, Brandi	f	7-15	0-0	7-9	1	8	9	3	21	4	1	2	1	35
02	VASQUEZ, Rochelle	g	0-2	0-0	0-0	2	1	3	1	0	3	1	0	0	28
12	PUMROY, Brooke	g	0-6	0-4	0-0	0	0	0	1	0	3	0	0	3	25
30	SANTOS, Ashley	g	5-11	0-0	2-3	1	1	2	2	12	0	0	0	0	20
03	RICHIE, Ruby	g	0-0	0-0	0-0	0	0	0	0	0	0	1	0	0	7
04	ANTHONY, Kierra	g	6-11	0-1	0-0	0	2	2	4	12	2	4	0	1	26
22	LEBLANC, Jasmine	g	1-3	0-0	0-0	3	0	3	3	2	0	1	1	0	14
24	DAVENPORT, Tiara	g	0-2	0-0	0-0	1	1	2	3	0	0	0	0	1	7
32	MOTEN, Kevione	g	2-6	0-0	2-2	2	3	5	3	6	0	0	1	1	16
<b>Team</b>						<b>3</b>	<b>2</b>	<b>5</b>			<b>1</b>				
<b>Totals</b>			<b>25-63</b>	<b>0-6</b>	<b>15-19</b>	<b>14</b>	<b>21</b>	<b>35</b>	<b>21</b>	<b>65</b>	<b>12</b>	<b>12</b>	<b>4</b>	<b>8</b>	<b>200</b>

1st - FG %:	5-21	23.8%	2nd:	3-12	25.0%	3rd:	6-14	42.9%	4th:	11-16	68.8%	Game:	25-63	39.7%	Deadball
3FG %:	0-2	0.0%	0-3	0.0%	0-0	0.0%	0-1	0.0%	0-6	0.0%	0-6	0.0%	Rebounds		
FT %:	3-3	100.0%	3-4	75.0%	5-8	62.5%	4-4	100.0%	15-19	78.9%					2

Officials: Brian Hali; Brian Garland; Stacie Blow  
 Technical fouls: UTEP-None. Louisiana Tech-None.  
 Attendance: 1974

Score by periods	1st	2nd	3rd	4th	Total
UTEP	13	17	25	17	<b>72</b>
Louisiana Tech	13	9	17	26	<b>65</b>

Points	In	Off	2nd	Fast	Bench
	Paint	T/O	Chance	Break	
UTEPW	32	10	7	12	9
LATECH	34	23	10	6	20

Last FG - UTEPW 4th-00:24, LATECH 4th-00:14.  
 Largest lead - UTEPW by 22 3rd-04:27, LATECH by 2 1st-09:47.  
 UTEPW led for 25:55. LATECH led for 06:01. Game was tied for 08:04.

Score tied - 10 times.  
 Lead changed - 5 times.

2015-16 Louisiana Tech  
Louisiana Tech Combined Team Statistics (as of Feb 20, 2016)  
All games

RECORD:	OVERALL	HOME	AWAY	NEUTRAL
ALL GAMES	13-12	9-4	3-7	1-1
CONFERENCE	8-6	6-1	2-5	0-0
NON-CONFERENCE	5-6	3-3	1-2	1-1

#	Player	gp-gs	min	avg	Total		3-Point		F-Throw		Rebounds				pf	dq	a	to	blk	stl	pts	avg
					fg-fga	fg%	3fg-fga	3fg%	ft-fa	ft%	off	def	tot	avg								
25	WINGATE, Brandi	25-22	755	30.2	165-304	.543	7-16	.438	106-137	.774	44	147	191	7.6	51	0	36	52	11	22	443	17.7
12	PUMROY, Brooke	23-21	687	29.9	76-219	.347	39-127	.307	53-60	.883	3	54	57	2.5	29	0	62	73	4	27	244	10.6
30	SANTOS, Ashley	23-23	627	27.3	84-218	.385	9-47	.191	51-71	.718	40	73	113	4.9	58	1	33	51	6	17	228	9.9
24	DAVENPORT, Tiara	24-15	520	21.7	62-170	.365	14-47	.298	29-49	.592	46	65	111	4.6	68	3	16	36	3	14	167	7.0
04	ANTHONY, Kierra	23-12	531	23.1	56-144	.389	11-30	.367	37-49	.755	14	48	62	2.7	62	2	79	82	1	36	160	7.0
23	CLEAVER, Reauna	25-7	456	18.2	46-97	.474	4-10	.400	30-49	.612	32	65	97	3.9	65	3	20	44	5	12	126	5.0
22	LEBLANC, Jasmine	24-0	395	16.5	45-135	.333	3-14	.214	26-50	.520	31	69	100	4.2	58	1	21	29	11	17	119	5.0
02	VASQUEZ, Rochelle	25-18	606	24.2	27-91	.297	13-39	.333	31-40	.775	24	41	65	2.6	38	0	42	44	1	15	98	3.9
32	MOTEN, Kevione	25-7	287	11.5	35-69	.507	0-0	.000	21-43	.488	42	38	80	3.2	44	1	2	25	8	6	91	3.6
03	RICHIE, Ruby	20-0	133	6.7	3-13	.231	2-12	.167	4-6	.667	5	3	8	0.4	11	0	7	5	2	0	12	0.6
01	GIPSON, Dawn	6-0	22	3.7	1-4	.250	0-0	.000	1-2	.500	2	3	5	0.8	5	0	0	4	2	0	3	0.5
10	KREID, Maren	4-0	7	1.8	0-1	.000	0-0	.000	0-0	.000	0	0	0	0.0	0	0	1	0	0	0	0	0.0
Team											57	66	123				5					
Total.....		25	5026		600-1465	.410	102-342	.298	389-556	.700	340	672	1012	40.5	489	11	319	450	54	166	1691	67.6
Opponents.....		25	5025		612-1534	.399	115-411	.280	288-440	.655	325	598	923	36.9	533	16	331	422	67	220	1627	65.1

TEAM STATISTICS	LATECH	OPP	Date	Opponent	Score	Att.
SCORING	1691	1627	11/14/15	at Wisconsin	L 65-79	3517
Points per game	67.6	65.1	11/18/15	LOYOLA	w 76-40	1821
Scoring margin	+2.6	-	11/21/15	STEPHEN F. AUSTIN	w 76-44	1732
FIELD GOALS-ATT	600-1465	612-1534	11-27-15	vs UCLA	L 57-68	763
Field goal pct	.410	.399	11-28-15	vs Denver	w 58-53	348
3 POINT FG-ATT	102-342	115-411	12/2/15	PRAIRIE VIEW A&M	L 68-77	1502
3-point FG pct	.298	.280	12/5/15	at Nicholls	w 58-55	690
3-pt FG made per game	4.1	4.6	12/10/15	at Arizona	L 67-77	827
FREE THROWS-ATT	389-556	288-440	12/13/15	#9 MISSISSIPPI STATE	L 63-93	3519
Free throw pct	.700	.655	12/19/15	ULL	w 79-62	1818
F-Throws made per game	15.6	11.5	12/22/15	MCNEESE STATE	L 71-74	1849
REBOUNDS	1012	923	* 1-2-16	at Southern Miss	L 59-69	1525
Rebounds per game	40.5	36.9	* 1/7/16	at Old Dominion	w 69-51	1718
Rebounding margin	+3.6	-	* 01/09/16	at Charlotte	L 58-63	821
ASSISTS	319	331	* 1/14/16	FIU	w 82-63	2014
Assists per game	12.8	13.2	* 1/16/16	FAU	w 65-62	2116
TURNOVERS	450	422	* 1/24/16	SOUTHERN MISS	w 72-37	1724
Turnovers per game	18.0	16.9	* 1/28/16	at UTSA	Wot 82-72	539
Turnover margin	-1.1	-	* 01/30/15	at UTEP	L 80-86	3157
Assist/turnover ratio	0.7	0.8	* 2/4/16	RICE	w 63-61	1925
STEALS	166	220	* 2/6/16	NORTH TEXAS	w 77-71	1769
Steals per game	6.6	8.8	* 2/11/16	at Middle Tennessee	L 57-68	3316
BLOCKS	54	67	* 2/13/15	at UAB	L 49-64	688
Blocks per game	2.2	2.7	* 02/18/16	UTSA	w 75-66	1835
ATTENDANCE	25598	17909	* 02/20/16	UTEP	L 65-72	1974
Home games-Avg/Game	13-1969	10-1680				
Neutral site-Avg/Game	-	2-556				

\* - Conference game

Score by Periods	1st	2nd	3rd	4th	OT	Totals
Louisiana Tech	366	366	441	508	10	1691
Opponents	367	417	432	411	0	1627

2015-16 Louisiana Tech  
Louisiana Tech Combined Team Statistics (as of Feb 20, 2016)  
Conference games

RECORD:	OVERALL	HOME	AWAY	NEUTRAL
ALL GAMES	8-6	6-1	2-5	0-0
CONFERENCE	8-6	6-1	2-5	0-0
NON-CONFERENCE	0-0	0-0	0-0	0-0

#	Player	gp-gs	min	avg	Total		3-Point		F-Throw		Rebounds			pf	dq	a	to	blk	stl	pts	avg	
					fg-fga	fg%	3fg-fga	3fg%	ft-fta	ft%	off	def	tot									avg
25	WINGATE, Brandi	14-12	452	32.3	96-182	.527	6-14	.429	67-84	.798	20	95	115	8.2	25	0	26	30	9	12	265	18.9
12	PUMROY, Brooke	13-13	385	29.6	44-124	.355	21-76	.276	37-40	.925	1	27	28	2.2	15	0	40	33	3	17	146	11.2
30	SANTOS, Ashley	13-13	346	26.6	47-116	.405	4-22	.182	26-35	.743	23	38	61	4.7	31	0	23	26	1	8	124	9.5
24	DAVENPORT, Tiara	13-4	246	18.9	27-76	.355	6-19	.316	22-34	.647	19	22	41	3.2	33	1	6	19	2	6	82	6.3
14	ANTHONY, Kierra	12-1	245	20.4	28-66	.424	3-13	.231	10-13	.769	8	19	27	2.3	34	2	34	35	0	13	69	5.8
23	CLEAVER, Reauna	14-6	275	19.6	27-55	.491	3-9	.333	18-33	.545	17	31	48	3.4	41	3	14	27	4	9	75	5.4
22	LEBLANC, Jasmine	14-0	251	17.9	24-83	.289	0-4	.000	20-38	.526	22	52	74	5.3	37	1	13	15	8	9	68	4.9
02	VASQUEZ, Rochelle	14-14	382	27.3	18-60	.300	11-25	.440	16-20	.800	16	29	45	3.2	25	0	23	20	1	10	63	4.5
32	MOTEN, Kevione	14-7	167	11.9	22-39	.564	0-0	.000	10-23	.435	21	18	39	2.8	31	0	1	14	5	5	54	3.9
01	GIPSON, Dawn	4-0	9	2.3	1-1	1.000	0-0	.000	1-2	.500	0	3	3	0.8	2	0	0	1	1	0	3	0.8
03	RICHIE, Ruby	11-0	63	5.7	1-7	.143	1-7	.143	1-2	.500	3	1	4	0.4	6	0	2	2	2	0	4	0.4
10	KREID, Maren	2-0	5	2.5	0-0	.000	0-0	.000	0-0	.000	0	0	0	0.0	0	0	0	0	0	0	0	0.0
Team											32	33	65				4					
Total.....		14	2826		335-809	.414	55-189	.291	228-324	.704	182	368	550	39.3	280	7	182	226	36	89	953	68.1
Opponents.....		14	2825		330-838	.394	59-221	.267	186-278	.669	193	334	527	37.6	303	10	177	229	41	108	905	64.6

TEAM STATISTICS	LATECH	OPP	Date	Opponent	Score	Att.
SCORING	953	905	* 1-2-16	at Southern Miss	L 59-69	1525
Points per game	68.1	64.6	* 1/7/16	at Old Dominion	W 69-51	1718
Scoring margin	+3.4	-	* 01/09/16	at Charlotte	L 58-63	821
FIELD GOALS-ATT	335-809	330-838	* 1/14/16	FIU	W 82-63	2014
Field goal pct	.414	.394	* 1/16/16	FAU	W 65-62	2116
3 POINT FG-ATT	55-189	59-221	* 1/24/16	SOUTHERN MISS	W 72-37	1724
3-point FG pct	.291	.267	* 1/28/16	at UTSA	Wot 82-72	539
3-pt FG made per game	3.9	4.2	* 01/30/15	at UTEP	L 80-86	3157
FREE THROWS-ATT	228-324	186-278	* 2/4/16	RICE	W 63-61	1925
Free throw pct	.704	.669	* 2/6/16	NORTH TEXAS	W 77-71	1769
F-Throws made per game	16.3	13.3	* 2/11/16	at Middle Tennessee	L 57-68	3316
REBOUNDS	550	527	* 2/13/15	at UAB	L 49-64	688
Rebounds per game	39.3	37.6	* 02/18/16	UTSA	W 75-66	1835
Rebounding margin	+1.6	-	* 02/20/16	UTEP	L 65-72	1974
ASSISTS	182	177				
Assists per game	13.0	12.6	* - Conference game			
TURNOVERS	226	229				
Turnovers per game	16.1	16.4				
Turnover margin	+0.2	-				
Assist/turnover ratio	0.8	0.8				
STEALS	89	108				
Steals per game	6.4	7.7				
BLOCKS	36	41				
Blocks per game	2.6	2.9				
ATTENDANCE	13357	11764				
Home games-Avg/Game	7-1908	7-1681				
Neutral site-Avg/Game	-	0-0				

Score by Periods	1st	2nd	3rd	4th	OT	Totals
Louisiana Tech	198	215	234	296	10	953
Opponents	202	219	230	254	0	905