

# NORTH TEXAS BASKETBALL



2016  
**CUSA**

Men's  
Championships  
Guide

**Jeremy  
Combs**  
SOPHOMORE  
FORWARD

**UNT**  
UNIVERSITY  
OF NORTH TEXAS®

# NORTH TEXAS BASKETBALL

18 CONFERENCE CHAMPIONSHIPS • 1988, 2007, 2010 NCAA TOURNAMENT

Justin Glover • Asst. Director Communications • Office: 940.369.8548 • Cell: 940.783.8743 • justin.glover@unt.edu

## 2015-16 SCHEDULE

### NOVEMBER

13	Jarvis Christian	W, 112-82
16	Texas College (MGC)	W, 110-61
23	Idaho (MG Challenge)	L, 65-63
24	Samford (MG Challenge)	L, 74-72
25	Troy (MG Challenge)	L, 86-74
30	at Northern Iowa (ESPN 3)	L, 93-70

### DECEMBER

3	at UT Arlington	L, 90-67
5	Southern Illinois	L, 95-63
12	at Southern Illinois (ESPN3)	L, 74-66
14	Nicholls	W, 78-60
17	Mississippi Valley State	W, 87-74
21	at Creighton (Fox Sports 1)	L, 105-82
29	Sam Houston State	W, 69-64

### JANUARY

1	at UTSA * (ASN)	W, 70-66
3	at UTEP * (ASN)	L, 84-75
9	Rice * (ASN)	W, 85-74
14	Marshall *	L, 97-78
16	Western Kentucky *	L, 81-76
21	at Middle Tennessee *	L, 86-64
23	at UAB *	L, 78-57
30	at Rice *	L, 95-87

### FEBRUARY

4	Southern Miss. * (ASN)	W, 70-54
6	Louisiana Tech * (ASN)	W, 80-69
11	at Old Dominion * (ASN)	L, 67-47
13	at Charlotte * (ASN)	L, 103,-79
18	FIU *	W, 77-75
20	FAU *	W, 70-62
25	at Louisiana Tech * (ASN)	L, 73-62 (OT)
27	at Southern Miss. *	L, 81-70

### MARCH

3	Old Dominion *	L, 76-70
5	Charlotte *	W, 80-77

## CONFERENCE USA TOURNAMENT

9	No. 8 WKU % (ASN)	Noon
10	No. 1 UAB % (ASN)	Noon
11	Semifinals % (CBS Sports)	3:00 p.m.
12	Finals % (FS1)	1:30 p.m.

\* Conference USA league game  
% C-USA Tournament (Birmingham, Ala.)  
All times Central

## CONFERENCE USA TOURNAMENT - BIRMINGHAM, ALA.



Birmingham, Ala. • Legacy Arena

March 8-12, 2016

Radio: MGRN - 88.1 KNTU-FM, 95.3 KHYI-FM

Dave Barnett (PxP), Hank Dickenson (Color)

TV: First round & QF - ASN (AmericanSportsNet.com)

Semifinals: Fox Sports Network

Finals: Fox Sports 1

Opening Round Matchup: No. 8 WKU (16-15, 8-10 C-USA)

MEANGREENSPORTS.COM #GOMEANGREEN

MEAN GREEN NORTH TEXAS

PROJECTED STARTERS

52 REESE, 10 JOHNSON, 3 BROWN, 1 COMBS, 20 KATENDA

## NORTH TEXAS MEAN GREEN

No.	Pos	Name	Ht	Wt	Class	Hometown	Last School
0	G	Carrington Ward	6-2	180	R-Jr.	Philadelphia	San Jacinto College
1	F	Jeremy Combs	6-7	196	So.	Dallas	Carter HS
2	G	Greg White-Pittman	6-2	215	So.	New Orleans	Holy Cross HS
3	G	Ja'Michael Brown	6-1	185	Fr.	Raceland, LA	Pro-Vision Academy
5	G	Allante Holston	6-7	185	Fr.	Capitol Heights, MD	Clinton Christian School
10	G	Deckie Johnson	6-4	175	Jr.	Memphis	Angelina College
12	G	Chris Campbell	6-3	185	Sr.	Houston	Jacksonville College
20	F	Eric Katenda	6-9	240	Sr.	Paris France	Notre Dame
22	F	Khalil Fuller	6-8	266	Fr.	Moreno Valley, CA	Rancho Verde HS
23	C	Rickey Brice Jr.	7-1	278	Fr.	Arlington	Pantego Christian HS
24	G	Jacob Gross	6-4	177	R-So.	Sachse, Texas	Sachse HS
30	G	Todd Eaglin	5-11	180	Sr.	New Orleans	Tyler JC
52	G	J-Mychal Reese	6-2	180	Jr.	Bryan, Texas	Texas A&M
55	G	DJ Draper	5-10	150	Fr.	Bedford, Texas	Birdville HS

## COACHING STAFF

- Head Coach: Tony Benford  
Entering fourth year at NT (54-72 Record)  
Overall (Same)
- Associate Head Coach: Rob Evans
- Asst. Coaches: David Anwar, Scott Monarch
- Director of Operations: Todd Shelton
- Strength Coach: Chris Seroka

## PRONUNCIATION GUIDE

- 0 Carrington Ward • CARE ing ton
- 3 Ja'Michael Brown • J-AH michael
- 52 J-Mychal Reese • JAY michael

## QUICK FACTS

Location: Denton, Texas  
Founded: 1890  
Enrollment: 36,168  
Nickname: Mean Green  
Colors: Green and White  
Home Arena: The Super Pit (10,500)  
Conference: Conference USA  
Program All-Time Record: 1,117-1,266-1  
Program founded: 1916-17 (98th season)

**INSIDE THE MATCHUP**

• North Texas enters postseason play as the No. 9 seed after defeating Charlotte, 80-77, Saturday night on Senior Night at the Super Pit. Senior Eric Katenda scored a career high 20 points to lead the team. Deckie Johnson and J-Mychal Reese added 19 points apiece.

• This will be the 23rd meeting between the two teams with the first meeting coming on Feb. 3, 2001. In the last meeting on Jan. 16, 2016, WKU held on for a 81-76 road victory against NT. The Hilltoppers hold a 17-5 all-time record and is 4-1 against the Mean Green in postseason games.

• In the last meeting on Jan. 16, there were nine lead changes and six ties but WKU defeated North Texas, 81-76. Jeremy Combs had 21 points and grabbed 12 rebounds. Reese led the team with 23 points and dished out seven assists. Johnson added 17 points but was three of nine from downtown. The Hilltoppers had five players in double figures with Aaron Cosby scoring 16 points off nine of 10 from the foul line.

• WKU is 16-15 overall, 8-10 in conference and has won four of its last five games to vault to the No. 8 seed. The Hilltoppers won both home games to finish the season, including a 96-90 overtime win against LA Tech.

• WKU is led by Justin Johnson who leads the team in scoring at 15.0 points per game and in rebounding at 7.7 per game. Aaron Cosby is second in scoring at 13.5 points per game and leads the team with 76 three pointers. Fredrick Edmond is third at 12.1 points per game and second in rebounding at 5.9 boards per game.

**TALE OF THE TAPE**

MEAN GREEN	WKU
74.5.....PPG .....	76.5
-3.6.....Margin.....	+0.9
45.1.....FG% .....	46.4
33.1.....3PT% .....	35.9
64.7.....FT% .....	69.8
-0.1.....Rebound Margin .....	+5.2
11.3.....Asst. Avg. ....	13.5
14.2.....TO Avg. ....	13.5
6.5.....Steals Avg .....	4.7
3.1.....Blocks Avg. ....	4.1

**NCAA Ranks (Thru. March 6):**

Field Goal Percentage.....	45.1 (119th)
Free Throw Attempts.....	817 (8th)
Free Throws Made .....	529 (49th)

**MEAN GREEN TEAM NOTES**

**Mean Green Single Season Records** - A couple of North Texas players have a shot to finish the season in the top five of the single-season record books. Jeremy Combs has 324 rebounds (sixth best) and a 60.1 field goal percentage (seventh best). Junior J-Mychal Reese has 116 total assists and needs four to crack the top-10. Classmate Deckie Johnson has hit 71 three pointers (fourth best) and is seven away from third all-time.

Rebounds		
3. Ken Williams	1976-77	345
4. George Odufuwa	2010-11	333
5. Willie Davis	1964-65	331
<b>6. Jeremy Combs</b>	<b>2015-16</b>	<b>324</b>

3-point Fied Goals		
2. Chad Elstun	1996-97	80
3. Chris Davis	1999-00	77
<b>4. Deckie Johnson</b>	<b>2015-16</b>	<b>71</b>

Assists		
10. Dominique Johnson	2008-09	120
<b>11. J-Mychal Reese</b>	<b>2015-16</b>	<b>116</b>

**Sophomore Leader** - Sophomore Jeremy Combs has earned 11 double-doubles in 16 Conference USA games this season. Combs scored a career-high 28 points and grabbed 18 rebounds vs. Marshall. Combs finished with 15 points and pulled down 14 rebounds at Southern Miss. He broke the C-USA games only single-season rebound mark held by Kenyon Marton (186). Combs missed his first game due to injury after playing 61 straight games.

**Mean Green Big 3** - North Texas has formed a big three with juniors Deckie Johnson, J-Mychal Reese and sophomore Jeremy Combs who are averaging 45.0 points out of 74.5 points per game as a team. In 12 NT victories, the three players are putting up 48.5 points per game. Johnson (19), Reese (19) and Combs (Inj.) combined for 38 points against Charlotte.

**Reese Running The Show** - Junior J-Mychal Reese has been steady at the point guard position scoring a career high 25 points at SIU and has hit 104-for-136 from the free throw line, his best stretch was hitting 16 in a row. Reese became the first NT guard to achieve 100 or more assists since Chris Jones in 2013-14. He scored 19 points off nine of 15 from the field against Charlotte.

**Deckie Johnson Continues To Step Up** - Junior Deckie Johnson is averaging 19.1 points per game in 12 wins and 17.0 points per game in home games at the Super Pit. In games at the Super Pit, Johnson has scored in double figures 15 times, including three 20-point games and a 32-point game against FIU. He is shooting 41.9 percent from three (44-of-105) at home. In the game vs. LA Tech, Johnson led a 10-point comeback scoring 15 points in the first three minutes of the second half. The Memphis native led another comeback scoring 32 points in a comeback win against FIU, tying the school record with eight made three pointers. Johnson enters postseason play coming off a 19 point, nine rebound effort but needs to improve on the road only averaging 11.5 ppg and 24.4 percent from downtown.

**Freshman Center Brice Jr. Stays Close To Home And Has Made An Impact** - Freshman center Rickey Brice Jr. from Arlington committed to North Texas to stay close for his family to come see him play. Brice Jr. had offers from Stephen F. Austin, Oklahoma State, Texas Tech, La Salle, Temple and St. Louis before coming to the Mean Green. Brice Jr. has scored 141 points, grabbed 102 rebounds and leads the team with 35 blocks. His 35 blocks are 10th best in single-season school history.

**The Many Layers Of Eric Katenda** - Graduate student transfer Eric Katenda made his way to Denton after graduating from Notre Dame last season. Katenda didn't play much for the Fighting Irish due to injuries and suffering an eye injury before his freshman season leaving him blind in one eye. Katenda also is from Paris, France and has family that was present during the Paris attacks earlier this season. Through all of his adversity, Katenda has started 16 straight Conference USA games and has scored in double figures eight times. Katenda is coming off a career-high 20 points on Senior Night against Charlotte.

**Keith Frazier Already Making History At North Texas** - Keith Frazier (Dallas, TX) became the first former McDonalds All-American to enroll at North Texas. Frazier transferred from SMU where he was coached by basketball legend Larry Brown. Frazier will have one semester to play. Frazier is the first McDonalds All-American to play in the Conference USA since Shaq Goodwin in 2012. In fact, Memphis has had the last five McDonalds All-Americans before leaving the conference in 2013. Here are some of the names: Goodwin (2012), Adonis Thomas (2011), Joe Jackson (2010), Tyreke Evans (2008), Derrick Rose (2007).

**2016-17 Newcomers** - Incoming freshman AJ Lawson (Bryan, TX) will join the team coming off a senior season where he averaged 30-plus points per game. Ryan Woolridge (Mansfield, TX) transferred from San Diego University and will have four years to play.

**Postseason Games Against Western Kentucky** - This will be the sixth meeting between the two teams in the postseason. Here is a look at those five games:

3/2/02 Sun Belt Tournament (New Orleans, La.)  
Second round L, 82-68

3/9/08 Sun Belt Tournament (Mobile, Ala.)  
Second round L, 84-70  
Josh White: 15 pts. Courtney Lee (WKU): 21 pts.

3/9/09 Sun Belt Tournament (Hot Springs, Ark.)  
Semi-finals L, 77-70  
Dominique Johnson: 20 pts.

3/7/11 Sun Belt Tournament (Hot Springs, Ark.)  
Semi-finals W, 81-62  
Tristan Thompson: 28 pts.; Josh White: 18 pts.

3/6/12 Sun Belt Tournament (Hot Springs, Ark.)  
Semi-finals L, 74-70  
Tony Mitchell: 18 pts., five rebounds, two blocks

Statistic	Player	Rank	Rank	Value	National Leader	Value	Leader	Value
3-pt Field Goal Attempts (248 ranked)	Deckie Johnson	63	3	210	Damon Lynn, NJIT	309	Braxton Ogbueze, Charlotte	236
Assist Turnover Ratio (250 ranked)					Casey Benson, Oregon	4.52	Nick Norton, UAB	3.23
Assists Per Game (250 ranked)	J-Mychal Reese	201	8	3.7	Kahlil Felder, Oakland	9.4	Alex Hamilton, Louisiana Tech	6.2
Blocked Shots Per Game (249 ranked)	Rickey Brice Jr.	162	5	1.25	Tai Odiase, Ill.-Chicago	3.23	William Lee, UAB	3.03
Defensive Rebounds per Game (247 ranked)	Jeremy Combs	19	3	7.27	Egidijus Mockevicius, Evansville	11.39	James Kelly, Marshall	8.06
Double Doubles (200 ranked)	Jeremy Combs	27	2	14	Egidijus Mockevicius, Evansville	27	Joseph Uchebo, Charlotte	16
Field-Goal Percentage (250 ranked)	Jeremy Combs	23	3	60.1	Evan Bradds, Belmont	72.0	Adrian Diaz, FIU	65.2
Free Throw Attempts (245 ranked)	Jeremy Combs	66	4	190	James Daniel, Howard	324	Alex Hamilton, Louisiana Tech	258
Free Throws Made (250 ranked)	Jeremy Combs	216	9	111	James Daniel, Howard	277	Alex Hamilton, Louisiana Tech	185
Free-Throw Percentage (250 ranked)	Deckie Johnson	203	8	79.0	Fletcher Magee, Wofford	92.5	Max Guercy, Rice	87.1
Minutes Per Game (250 ranked)	J-Mychal Reese	158	7	33:44	Yonel Brown, Kennesaw St.	38:48	Daviyon Draper, FIU	35:20
Offensive Rebounds Per Game (248 ranked)	Jeremy Combs	24	4	3.53	Chris Horton, Austin Peay	4.94	Denzell Taylor, Old Dominion	4.03
Points Per Game (250 ranked)	Jeremy Combs	247	10	15.4	James Daniel, Howard	27.2	Trey Freeman, Old Dominion	21.6
Rebounds Per Game (250 ranked)	Jeremy Combs	14	2	10.8	Egidijus Mockevicius, Evansville	13.8	Joseph Uchebo, Charlotte	11.5
Steals Per Game (250 ranked)	Jeremy Combs	193	8	1.40	Tra-Deon Hollins, Omaha	3.93	Marcus Evans, Rice	2.13
Three-Point Field Goals Per Game (250 ranked)	Deckie Johnson	149	7	2.37	Buddy Hield, Oklahoma	4.13	Braxton Ogbueze, Charlotte	3.23
Three-Point Field-Goal Percentage (116 ranked)					Bryn Forbes, Michigan St.	50.5	Giddy Potts, Middle Tenn.	49.3
Total 3-point FGM (241 ranked)	Deckie Johnson	144	6	71	Buddy Hield, Oklahoma	124	Braxton Ogbueze, Charlotte	100
Total Assists (243 ranked)	J-Mychal Reese	181	9	116	Kahlil Felder, Oakland	292	Alex Hamilton, Louisiana Tech	193
Total Blocks (240 ranked)	Rickey Brice Jr.	182	6	35	Chris Boucher, Oregon	98	William Lee, UAB	94
Total Field Goal Attempts (250 ranked)	J-Mychal Reese	135	8	382	Trey Freeman, Old Dominion	605	Trey Freeman, Old Dominion	605
Total Field Goals Made (246 ranked)	Jeremy Combs J-Mychal Reese	127 228	10 14	175 161	Trey Freeman, Old Dominion	258	Trey Freeman, Old Dominion	258
Total Minutes (249 ranked)	J-Mychal Reese	118	7	1046:00	David Walker, Northeastern	1224:00	Alex Hamilton, Louisiana Tech	1093:00
Total Points (250 ranked)	J-Mychal Reese Jeremy Combs	231 243	10 14	464 461	James Daniel, Howard	790	Trey Freeman, Old Dominion	669
Total Rebounds (247 ranked)	Jeremy Combs	15	2	324	Egidijus Mockevicius, Evansville	457	Joseph Uchebo, Charlotte	355
Total Steals (249 ranked)	Jeremy Combs	183	8	42	Tra-Deon Hollins, Omaha	118	Marcus Evans, Rice	66
Triple Doubles (3 ranked)					Kyle Collinsworth, BYU	5	Alex Hamilton, Louisiana Tech	1

## C-USA TOURNAMENT POSTSEASON STORYLINES

**Sophomore Jeremy Combs Earns C-USA Second Team All-Conference** - Sophomore Jeremy Combs picked up his second conference award earning second team All-Conference after landing on the All-Freshman team last season. Combs had a breakout sophomore season with 14 double-doubles and was top-15 in eight different categories in conference. Combs finished the season averaging 15.4 points per game and 10.8 rebounds. Combs becomes the latest second team All-Conference honoree since Tony Mitchell earned the award in the 2012-13 season. Here is a look at both their seasons.

	GP	FG	FG %	FT	FT %	Off.	Def.	Rebounds	Blk.	Steals	Points	Avg.
Tony Mitchell	32	140	44.0	106	67.5	78	195	273	87	31	416	13.0
<b>Jeremy Combs</b>	<b>30</b>	<b>175</b>	<b>60.1</b>	<b>111</b>	<b>58.4</b>	<b>106</b>	<b>218</b>	<b>324</b>	<b>23</b>	<b>42</b>	<b>461</b>	<b>15.4</b>

**Combined C-USA Tournament Game Experience:** Middle Tennessee – 30, UAB - 29, LA Tech – 16, Old Dominion - 12, FIU - 9, UTEP – 9, Rice – 8, WKU – 8, Marshall - 7, UTSA – 5, Charlotte - 3, **North Texas – 3**, Florida Atlantic - 2.

The Mean Green only have three total games of C-USA tournament experience and only FAU has less with two games. Only Jeremy Combs, Todd Eaglin and Jacob Gross have played in a C-USA tournament game against Rice last season:

Jeremy Combs (North Texas): 1                      Todd Eaglin (North Texas): 1                      Jacob Gross (North Texas): 1

**Number of Players Who Have Appeared in C-USA Tournament:** UAB - 10, LA Tech - 7, Middle Tennessee – 7, Old Dominion - 6, FIU – 5, Marshall - 5, UTSA - 5, WKU - 4, Charlotte - 3, **North Texas – 3**, Rice - 3, UTEP – 3, Florida Atlantic - 2

**C-USA Tournament Games By Player:**

JaQawn Raymond (Middle Tennessee): 6	Reggie Upshaw (Middle Tennessee): 6	Alex Hamilton (LA Tech): 5
Hooper Vint (UTEP): 5	Perrin Buford (Middle Tennessee): 4	Max Guercy (Rice): 4
Darnell Harris (Middle Tennessee): 4	Giddy Potts (Middle Tennessee): 4	Tyler Madison (UAB): 4
Tosin Mehinti (UAB): 4	Ed Simpson (Middle Tennessee): 4	Denzell Watts (UAB): 4
Hakeem Baxter (UAB): 3	Robert Brown (UAB): 3	Chris Cokley (UAB): 3
William Lee (UAB): 3	Nick Norton (UAB): 3	Denzell Taylor (Old Dominion): 3
Ryan Taylor (Marshall): 3	Jacobi Boykins (LA Tech): 2	Adrian Diaz (FIU): 2

**0 CARRINGTON WARD** LAST GAME: 0 pts. ... Has made two starts vs. SIU and Marshall ... Set a new career high with 13 pts. off the bench, including 11 in the first half at USM ... Played 10 minutes against Charlotte.  
**6-2 • 180 • JR • PHILADELPHIA**  
 GP ... GS ... Min ... Avg ... FG ... FGA ... Pct ... 3FG ... FGA ... Pct ... FT ... FTA ... Pct ... Off ... Def ... Tot ... Avg ... PF ... FO ... A ... TO ... Blk ... Stl ... Pts ... Avg  
 29 2 386 13.3 35 94 37.2 13 48 27.1 29 38 76.3 10 26 36 1.2 55 1 18 27 2 14 112 3.9

**1 JEREMY COMBS** LAST GAME: DNP ... Scored in double figures in 24 of 30 games ... Recorded 11 double-doubles in 16 C-USA games ... Set a new career high with 28 pts., 18 rebounds vs. Marshall ... Had 205 total rebounds in C-USA play, passed Kenyon Martin's all-time single-season record.  
**6-7 • 196 • SO • DALLAS**  
 GP ... GS ... Min ... Avg ... FG ... FGA ... Pct ... 3FG ... FGA ... Pct ... FT ... FTA ... Pct ... Off ... Def ... Tot ... Avg ... PF ... FO ... A ... TO ... Blk ... Stl ... Pts ... Avg  
 30 30 979 32.6 175 291 60.1 0 0 0 111 190 58.4 106 218 324 10.8 93 1 24 61 23 42 461 15.4

**2 GREG WHITE-PITTMAN** LAST GAME: 1 pts. ... Scored six points off the bench against Texas College ... Added five points in a loss at Northern Iowa ... Had five points vs. Marshall ... Has appeared in 30 of 31 games this season.  
**6-2 • 206 • SO • NEW ORLEANS**  
 GP ... GS ... Min ... Avg ... FG ... FGA ... Pct ... 3FG ... FGA ... Pct ... FT ... FTA ... Pct ... Off ... Def ... Tot ... Avg ... PF ... FO ... A ... TO ... Blk ... Stl ... Pts ... Avg  
 30 0 139 4.6 8 23 34.8 0 1 0 15 35 42.9 6 7 13 0.4 25 0 5 8 0 7 31 1.0

**3 JA'MICHAEL BROWN** LAST GAME: 13 pts., 2 assists ... Has started 18 games ... Scored a career-high 21 pts. off the bench at UTSA ... Had 14 pts. vs. Marshall ... dished out a career high seven assists at LA Tech ... Scored 15 pts. at Southern Miss. ... Finished with 13 pts. and two assists off the bench against Charlotte.  
**6-1 • 185 • FR • RACELAND, LA**  
 GP ... GS ... Min ... Avg ... FG ... FGA ... Pct ... 3FG ... FGA ... Pct ... FT ... FTA ... Pct ... Off ... Def ... Tot ... Avg ... PF ... FO ... A ... TO ... Blk ... Stl ... Pts ... Avg  
 31 18 837 27.0 87 219 39.7 53 134 39.6 22 44 50.0 16 62 78 2.5 70 1 78 58 1 36 249 8.0

**5 ALLANTE HOLSTON** LAST GAME: 4 pts., 4 rebs. ... Started in 12 of 30 games ... Had a breakout performance against Troy scoring 17 pts. ... Started last two games of the season, scored four points against Charlotte.  
**6-7 • 185 • FR • CAPITOL HEIGHTS, MD**  
 GP ... GS ... Min ... Avg ... FG ... FGA ... Pct ... 3FG ... FGA ... Pct ... FT ... FTA ... Pct ... Off ... Def ... Tot ... Avg ... PF ... FO ... A ... TO ... Blk ... Stl ... Pts ... Avg  
 30 12 566 18.9 35 86 40.7 1 6 16.7 46 66 69.7 7 66 73 2.4 56 0 28 23 7 16 117 3.9

**10 DECKIE JOHNSON** LAST GAME: 19 pts., 9 rebs. ... Scored in double figures in 23 of 30 games ... Set a new career high with 32 points (eight made three pointers, tied school record) vs. FIU ... Had 19 pts., 9 rebs vs. Charlotte ... Has made his last 14 free throws, the school record is 26 in a row made by Josh White.  
**6-4 • 175 • JR • MEMPHIS**  
 GP ... GS ... Min ... Avg ... FG ... FGA ... Pct ... 3FG ... FGA ... Pct ... FT ... FTA ... Pct ... Off ... Def ... Tot ... Avg ... PF ... FO ... A ... TO ... Blk ... Stl ... Pts ... Avg  
 30 30 968 32.3 135 342 39.5 71 210 33.8 98 124 79.0 42 90 132 4.4 73 2 63 58 6 27 439 14.6

**12 CHRIS CAMPBELL** LAST GAME: DNP ... Appeared in his first game of the season at Creighton ... Played a season high 10 minutes at Middle Tennessee ... Entered his fifth game vs. Southern Miss. and played one minute.  
**6-3 • 185 • SR • HOUSTON**  
 GP ... GS ... Min ... Avg ... FG ... FGA ... Pct ... 3FG ... FGA ... Pct ... FT ... FTA ... Pct ... Off ... Def ... Tot ... Avg ... PF ... FO ... A ... TO ... Blk ... Stl ... Pts ... Avg  
 5 0 14 2.8 0 4 0 0 2 0 0 0 0 0 0 0 1 0 0.2 3 0 0 0 0 0 0 0.0

**20 ERIC KATENDA** LAST GAME: 20 pts., 5 rebs. ... Scored 16 pts. and grabbed six rebs. vs. LA Tech ... Has started 17 games and scored in double figures eight times ... Katenda sparked NT to a win in the home finale scoring 20 points, five rebounds and one block in 20 minutes against Charlotte.  
**6-9 • 240 • SR • PARIS, FRANCE**  
 GP ... GS ... Min ... Avg ... FG ... FGA ... Pct ... 3FG ... FGA ... Pct ... FT ... FTA ... Pct ... Off ... Def ... Tot ... Avg ... PF ... FO ... A ... TO ... Blk ... Stl ... Pts ... Avg  
 30 17 488 16.3 69 125 55.2 0 0 0 48 69 69.6 43 64 107 3.6 88 3 6 37 22 13 186 6.2

**22 KHALIL FULLER** LAST GAME: 0 pts. ... Has started 12 of 30 games ... Played 11 minutes off the bench and grabbed three rebounds at Southern Illinois ... Scored five points in 11 minutes off the bench against ODU.  
**6-8 • 266 • FR • MORENO VALLEY, CA**  
 GP ... GS ... Min ... Avg ... FG ... FGA ... Pct ... 3FG ... FGA ... Pct ... FT ... FTA ... Pct ... Off ... Def ... Tot ... Avg ... PF ... FO ... A ... TO ... Blk ... Stl ... Pts ... Avg  
 30 12 279 9.3 27 56 48.2 0 1 0 15 36 41.7 29 35 64 2.1 39 0 2 24 0 3 69 2.3

**23 RICKEY BRICE JR** LAST GAME: 4 pts., 3 blocks ... Had seven pts. and a block in 10 minutes off the bench against LA Tech ... Had 11 pts., one block and five rebs. in a career-high 22 minutes against ODU ... Added four pts., four rebs. and three blocks against Charlotte ... 35 blocks (10th best in school history)  
**7-1 • 278 • FR • ARLINGTON, TX**  
 GP ... GS ... Min ... Avg ... FG ... FGA ... Pct ... 3FG ... FGA ... Pct ... FT ... FTA ... Pct ... Off ... Def ... Tot ... Avg ... PF ... FO ... A ... TO ... Blk ... Stl ... Pts ... Avg  
 28 2 385 13.8 57 115 49.6 0 0 0 27 57 47.4 20 82 102 3.6 69 1 2 33 35 5 141 5.0

**24 JACOB GROSS** LAST GAME: DNP ... Appeared in his 10th game vs. Southern Miss. ... Was fouled while shooting a three pointer and made 1-of-3 scoring his first point of the season against Texas College.  
**6-4 • 177 • R-SO • SACHSE, TX**  
 GP ... GS ... Min ... Avg ... FG ... FGA ... Pct ... 3FG ... FGA ... Pct ... FT ... FTA ... Pct ... Off ... Def ... Tot ... Avg ... PF ... FO ... A ... TO ... Blk ... Stl ... Pts ... Avg  
 11 0 13 1.2 0 3 0 0 1 0 1 3 33.3 1 1 2 0.2 2 0 0 0 0 0 1 1 0.1

**30 TODD EAGLIN** LAST GAME: 0 pts. ... Entered his fifth game at UT Arlington and played two minutes ... Played five minutes off the bench against Texas College ... Earned his first start on Senior Day against Charlotte.  
**5-11 • 180 • SR • NEW ORLEANS**  
 GP ... GS ... Min ... Avg ... FG ... FGA ... Pct ... 3FG ... FGA ... Pct ... FT ... FTA ... Pct ... Off ... Def ... Tot ... Avg ... PF ... FO ... A ... TO ... Blk ... Stl ... Pts ... Avg  
 21 1 70 3.3 1 12 8.3 0 10 0 4 6 66.7 1 6 7 0.3 10 0 3 3 0 1 6 0.3

**52 J-MYCHAL REESE** LAST GAME: 19 pts., 5 rebs. ... Made his 31st straight start ... Scored a new career-high of 25 pts. at SIU ... Earned his fifth 20-point game at Rice with 23 pts. ... Had 13 points and was a perfect 5-for-5 at the line against ODU ... Added 19 pts. off nine of 15 shooting with five rebounds vs. Charlotte.  
**6-2 • 180 • JR • BRYAN, TX**  
 GP ... GS ... Min ... Avg ... FG ... FGA ... Pct ... 3FG ... FGA ... Pct ... FT ... FTA ... Pct ... Off ... Def ... Tot ... Avg ... PF ... FO ... A ... TO ... Blk ... Stl ... Pts ... Avg  
 30 30 1007 33.6 152 367 41.4 37 122 30.3 104 135 77.0 15 71 86 2.9 69 3 114 101 0 32 445 14.8

**55 DJ DRAPER** LAST GAME: N/A ... Will redshirt for the 2015-16 season ... Averaged 15 points per game in high school ... Shot 44 percent from the three-point line ... Earned all-region and all-district first team  
**5-10 • 150 • FR • BEDFORD, TX**  
 GP ... GS ... Min ... Avg ... FG ... FGA ... Pct ... 3FG ... FGA ... Pct ... FT ... FTA ... Pct ... Off ... Def ... Tot ... Avg ... PF ... FO ... A ... TO ... Blk ... Stl ... Pts ... Avg



# 2016 C-USA MEN'S BASKETBALL BRACKET

#CUSAMBK #BETHE NEXT

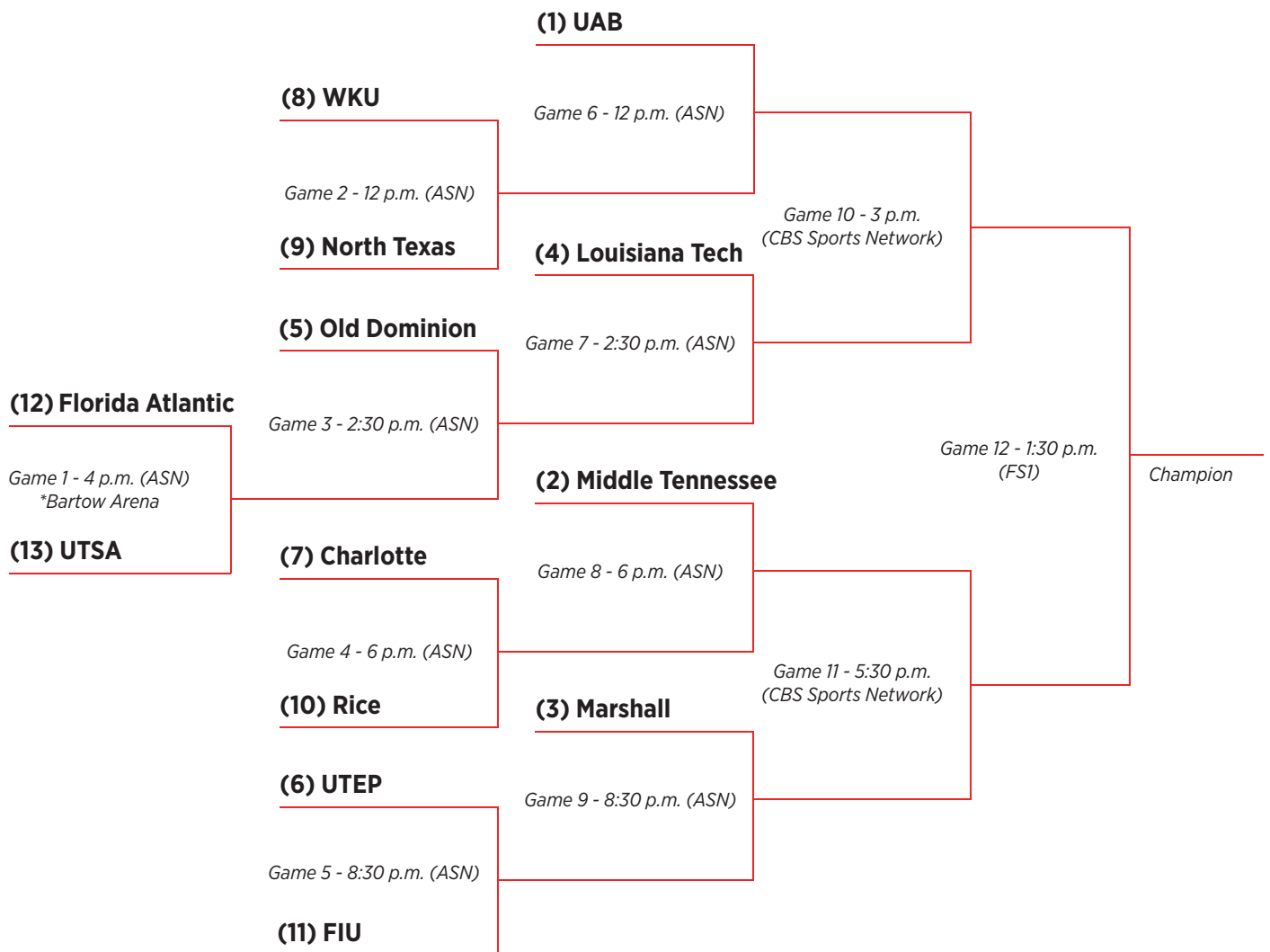
**First Round**  
Tuesday, March 8

**Second Round**  
Wednesday, March 9

**Quarterfinals**  
Thursday, March 10

**Semifinals**  
Friday, March 11

**Championship**  
Saturday, March 12



# Press Conference/Practice Schedules

## 2016 CONFERENCE USA MEN'S BASKETBALL CHAMPIONSHIP

### PRACTICE SCHEDULE

#### Monday, March 7

*Practices open to the public/media:*

Time	Site	Participating Team
4:00 - 4:55 p.m.	Bartow Arena	UTSA
5:00 - 5:55 p.m.	Bartow Arena	Florida Atlantic

#### Tuesday, March 8

*Practices closed to the public/media:*

Time	Site	Participating Team
4:00 - 4:55 p.m.	Wallace Gym	UTSA
5:00 - 5:55 p.m.	Wallace Gym	Florida Atlantic

*Practices open to the public/media:*

Time	Site	Participating Team
11:00 - 11:55 a.m.	Legacy Arena	North Texas
Noon - 12:55 p.m.	Legacy Arena	WKU
1:00 - 1:55 p.m.	Legacy Arena	Old Dominion
2:00 - 2:55 p.m.	Legacy Arena	Rice
3:00 - 3:55 p.m.	Legacy Arena	Charlotte
4:00 - 4:55 p.m.	Legacy Arena	FIU
5:00 - 5:55 p.m.	Legacy Arena	UTEP

#### Wednesday, March 9

*Practices open to the public/media:*

7:00 - 7:55 a.m.	Legacy Arena	Louisiana Tech
8:00 - 8:55 a.m.	Legacy Arena	Marshall
9:00 - 9:55 a.m.	Legacy Arena	Middle Tennessee
10:00 - 10:55 a.m.	Legacy Arena	UAB

*Practices closed to the public/media:*

7:00 - 7:25 a.m.	Wallace Gym (UAB)	North Texas
7:30 - 7:55 a.m.	Wallace Gym (UAB)	WKU
9:30 - 9:55 a.m.	Wallace Gym (UAB)	FAU or UTSA
10:00 - 10:25 a.m.	Wallace Gym (UAB)	Old Dominion
1:00 - 1:25 p.m.	Wallace Gym (UAB)	Rice
1:30 - 1:55 p.m.	Wallace Gym (UAB)	Charlotte
3:30 - 3:55 p.m.	Wallace Gym (UAB)	FIU
4:00 - 4:55 p.m.	Wallace Gym (UAB)	UTEP

#### Thursday, March 12

*Practices closed to the public/media:*

7:00 - 7:25 a.m.	Wallace Gym (UAB)	Winner Game 2
7:30 - 7:55 a.m.	Wallace Gym (UAB)	UAB
9:30 - 9:55 a.m.	Wallace Gym (UAB)	Winner Gm3
10:00 - 10:25 a.m.	Wallace Gym (UAB)	Louisiana Tech
1:00 - 1:25 p.m.	Wallace Gym (UAB)	Winner Gm4
1:30 - 1:55 p.m.	Wallace Gym (UAB)	Middle Tennessee
3:30 - 3:55 p.m.	Wallace Gym (UAB)	Winner Gm5
4:00 - 4:55 p.m.	Wallace Gym (UAB)	Marshall

#### Friday, March 11

*Practices closed to the public/media:*

9:30 - 10:10 a.m.	Bartow Arena (UAB)	Low Seed, Game 10
10:15 - 10:55 a.m.	Bartow Arena (UAB)	High Seed, Game 10
12:00 - 12:40 a.m.	Bartow Arena (UAB)	Low Seed, Game 11
12:45 - 1:25 p.m.	Bartow Arena (UAB)	High Seed, Game 11

#### Saturday, March 12

*Practices closed to the public/media:*

9:00 - 9:40 a.m.	Bartow Arena (UAB)	Low Seed, Game 12
9:45 - 10:25 p.m.	Bartow Arena (UAB)	High Seed, Game 12

### PRESS CONFERENCE SCHEDULES

All Press Conferences are scheduled to take place in the Interview Room at the Legacy Arena/BJCC. However, depending on media demand, interviews may take place on the court following a team's practice rather than in the interview area. **\*\*Times Subject to Change:**

#### Monday, March 7 - Bartow Arena

4:45 - 5:00 p.m.	(12) Florida Atlantic
5:00 - 5:15 p.m.	(13) UTSA

#### Tuesday, March 8 - Legacy Arena

12:00-12:15 p.m.	(9) North Texas
1:00-1:15 p.m.	(8) WKU
2:00 - 2:15 p.m.	(5) Old Dominion
3:00 - 3:15 p.m.	(10) Rice
4:00 - 4:15 p.m.	(7) Charlotte
4:45 - 5:00 p.m.	(6) UTEP
5:00 - 5:15 p.m.	(11) FIU

#### Wednesday, March 11 - Legacy Arena

8:00 - 8:15 a.m.	(4) Louisiana Tech
9:00 - 9:15 a.m.	(3) Marshall
10:00 - 10:15 a.m.	(2) Middle Tennessee
11:00 - 11:15 a.m.	(1) UAB
11:15 p.m.	Player and Gene Bartow Coach of The Year Press Conference (live streamed)

**\*\* MEDIA:** Times subject to change. Please notify Courtney Morrison Archer (cmarcher@c-usa.org) if you plan to attend these press conferences to confirm location or time change.

**THE LAST TIME A MEAN GREEN PLAYER ...**

**Had 30 or more points**

32 - Deckie Johnson vs. FIU, 2/18/16

**Had 15 or more rebounds**

18 - Jeremy Combs at LA Tech, 2/25/16

**Had 10 or more assists**

10 - Chris Jones vs. Troy, 12/31/11

**Had 5 or more blocks**

5 - Tony Mitchell vs. ULM, 2/14/13

**Had 5 or more steals**

5 - Jeremy Combs vs. Charlotte, 1/15/15

**Made 90% or more FGA (min 5 att)**

.900 - Jeremy Combs at Rice (9-10), 1/30/16

**Made 80% or more FGA (min 5 att)**

.857 - Jeremy Combs at Charlotte (12-14), 2/15/16

**Made 100% FTA (min 5 att)**

1.000 - Deckie Johnson vs. ODU, (10-10), 3/3/16

**Made 90% or more FTA (min 5 att)**

1.000 - Deckie Johnson vs. ODU, (10-10), 3/3/16

**Made 8 or more 3PT's**

8 - Deckie Johnson vs. FIU, 2/18/16

**Had a double-double (pts/rbs)**

Jeremy Combs (15 pts, 14 rbs) at Southern Miss., 2/27/16

**Had consecutive double-doubles (pts/rbs)**

Jeremy Combs at LA Tech, 2/25/16, at Southern Miss., 2/27/16

**Had a double-double (pts/asst)**

Chris Jones vs. Troy (21 pts /10 asst), 12/31/11

**Had a triple-double (pts/rbs/asst)**

Jesse Ratliff vs. Sam Houston St. (20pts/16reb/10asst), 2/18/93

**Had a perfect shooting night (min 5 fg & ft att)**

Tristan Thompson vs. Sam Houston St. (6-6 fg/2-2 3fg/6-6 ft), 12/3/08

**THE LAST TIME A MEAN GREEN TEAM ...**

**Scored 100 or more points**

110 - vs. Texas College 11/16/15

**Allowed 100 or more points**

103 - at Charlotte, 2/15/16

**Scored 50 or fewer points**

47 - at Old Dominion, 2/11/16

**Held an opponent under 50 points**

41 - at Texas A&M, 12/31/13

**Won an overtime game**

63-62 (OT) - vs. Rice 3/11/14

**Had 50 or more rebounds**

51 - vs. Marshall, 1/14/16

**Had 20 or more assists**

22 - vs. Western Kentucky, 1/12/12

**Had 10 or more steals**

10 - vs. Southern Miss., 2/4/16

**Had 5 or more blocks**

7 - vs. Southern Miss., 2/4/16

**Five or more players in double-figures**

5 - at Rice, 1/30/16

**Made 60% or higher FGs**

.633 - vs. FAU (31-49), 2/19/15

**Made 50% or higher 3pt FGs**

.500 - vs. FAU (3-6), 2/20/16

**Made 90% or higher FTs**

1.000 - at UAB (9-of-9), 1/23/16

**NORTH TEXAS STARTING LINEUPS**

Opponent	1	2	3	4	5
Jarvis Christian	Reese	Johnson	Holston	Combs	Fuller
Texas College	Reese	Johnson	Holston	Combs	Fuller
Idaho	Reese	Johnson	Holston	Combs	Fuller
Samford	Reese	Johnson	Holston	Combs	Fuller
Troy	Reese	Johnson	Holston	Combs	Fuller
Northern Iowa	Reese	Johnson	Holston	Combs	Fuller
UT Arlington	Reese	Brown	Johnson	Combs	Fuller
Southern Illinois	Reese	Ward	Johnson	Combs	Katenda
Southern Illinois	Reese	Brown	Johnson	Combs	Brice Jr.
Nicholls	Reese	Brown	Johnson	Combs	Fuller
Miss. Valley State	Reese	Brown	Johnson	Combs	Fuller
Creighton	Reese	Brown	Johnson	Combs	Brice Jr.
Sam Houston State	Reese	Johnson	Holston	Combs	Fuller
UTSA	Reese	Johnson	Holston	Combs	Fuller
UTEP	Reese	Johnson	Holston	Combs	Fuller
Rice	Reese	Brown	Johnson	Combs	Katenda
Marshall	Reese	Brown	Ward	Combs	Katenda
Western Kentucky	Reese	Brown	Johnson	Combs	Katenda
Middle Tennessee	Reese	Brown	Johnson	Combs	Katenda
UAB	Reese	Johnson	Holston	Combs	Katenda
Rice	Reese	Brown	Johnson	Combs	Katenda
Southern Miss	Reese	Brown	Johnson	Combs	Katenda
Louisiana Tech	Reese	Brown	Johnson	Combs	Katenda
Old Dominion	Reese	Brown	Johnson	Combs	Katenda
Charlotte	Reese	Brown	Johnson	Combs	Katenda
FIU	Reese	Brown	Johnson	Combs	Katenda
FAU	Reese	Brown	Johnson	Combs	Katenda
Louisiana Tech	Reese	Brown	Johnson	Combs	Katenda
Southern Miss	Reese	Brown	Johnson	Combs	Katenda
Old Dominion	Reese	Johnson	Holston	Combs	Katenda
Charlotte	Reese	Eaglin	Johnson	Holston	Katenda
WKU (8th seed)					

**NORTH TEXAS INDIVIDUAL SUPERLATIVES**

**Double-Doubles (15)**

Rickey Brice Jr. - 12 points, 13 rbs. vs. Jarvis Christian (11/13/15)

Jeremy Combs - (14) Last: 15 points, 14 rbs. at USM (2/27/16)

**20-Plus Point Games (19)**

Jeremy Combs - (7) Last: 24 points at Charlotte (2/15/16)

Deckie Johnson - (5) Last: 20 points at LA Tech (2/25/16)

J-Mychal Reese - (5) Last: 23 points at Rice (1/30/16)

Ja'Michael Brown - 21 points at UTSA (1/1/16)

Eric Katenda - 20 points vs. Charlotte (3/5/16) Senior Night

**30-Plus Point Games (1)**

Deckie Johnson - (1) Last: 32 points vs. FIU (2/18/16)

**Double-Digit Rebound Games (18)**

Jeremy Combs - (16) Last: 14 rebounds at USM (2/27/16)

Rickey Brice Jr. - (2) Last: 11 rebounds at UTSA (1/1/16)

**NT SEASON/CAREER GAMES PLAYED/STARTED**

Player	2015-16 Season		Career at NT	
	Games	Starts	Games	Starts
Combs	30 (11-19)	30 (11-19)	61 (25-36)	56 (24-32)
Eaglin	21 (7-14)	1 (1-0)	49 (20-29)	7 (3-4)
White-Pittman	30 (11-19)	- (0-0)	46 (19-27)	5 (4-1)
Gross	11 (5-6)	- (0-0)	19 (7-12)	0 (0-0)
Campbell	5 (1-4)	- (0-0)	12 (2-10)	0 (0-0)
Ward	29 (12-17)	2 (0-2)	33 (15-18)	3 (1-2)
Holston	30 (11-19)	12 (5-7)	30 (11-19)	12 (5-7)
Johnson	30 (12-18)	30 (12-18)	30 (12-18)	30 (12-18)
Brown	31 (12-19)	19 (7-12)	31 (12-19)	19 (7-12)
Reese	31 (12-19)	31 (12-19)	31 (12-19)	31 (12-19)
Brice Jr.	28 (12-16)	2 (0-2)	28 (12-16)	2 (0-2)
Fuller	30 (11-19)	12 (6-6)	30 (11-19)	12 (6-6)
Katenda	30 (11-19)	17 (6-11)	30 (11-19)	17 (6-11)



**HEAD COACH TONY BENFORD**



**PERSONAL**

- **Birthdate**  
March 22, 1964
- **Hometown**  
Hobbs, N.M.
- **Alma Mater**  
Texas Tech, '92
- **Spouse**  
Deborah
- **Children**  
Audriana, Milena, Tony Jr., Jeremy

**COACHING**

- **North Texas**  
Head Coach (2012-Present)  
Record: 54-72 (4th season)
- **Marquette**  
Assoc. Head Coach (2011-12)  
Asst. Coach (2008-11)
- **Nebraska**  
Asst. Coach (2006-08)
- **UTEP**  
Asst. Coach (July 2006)
- **Arizona State**  
Assoc. Head Coach (2004-06)  
Asst. Coach (1998-04)
- **New Mexico**  
Asst. Coach (1992-98)
- **All Saints School**  
Head Coach (1988-1991)

playing career

- **European League**  
Holland (1986-87)
- **Chicago Bulls**  
Training Camp (1986)
- **Boston Celtics**  
Fourth Round Draft Pick (1986)
- **Texas Tech**  
All-SWC (1986)
- **SWC Tournament MVP** (1986)
- **Hobbs High School**  
1982 N.M. State MVP  
1982 State Champion

**NORTH TEXAS' RECORD WHEN ...**

Overall .....	12-19	<b>Opponent Shoots:</b>	
Home.....	11-7	Under 35%.....	1-0
Road .....	1-12	35-39%.....	5-0
Neutral.....	0-0	40-44%.....	5-4
Leading at half.....	7-5	45-49%.....	0-7
Trailing/Tied at half.....	5-14	50%+ .....	1-8
Outshoots Opponent .....	11-3	<b>Free Throw Percentage</b>	
Outshot by Opponent.....	1-16	Under 60%.....	2-9
More rebounds .....	8-9	60-69%.....	4-3
Less or equal Rebounds .....	4-10	70-79%.....	5-5
More turnovers.....	5-14	80%+ .....	1-2
Less or equal turnovers.....	7-5	<b>Field Goal Attempts</b>	
<b>Scores:</b>		Under 50 FGA.....	3-1
59 and under .....	0-2	50-54 FGA.....	1-5
60-69 .....	1-6	55-59 FGA.....	4-5
70-79 .....	5-9	60-69 FGA.....	3-7
80-89 .....	4-2	70+ FGA .....	1-1
90-Plus.....	2-0	<b>Streaks</b>	
<b>Opponent Scores:</b>		Longest Win Streak.....	W2
59 and under .....	1-0	Longest Losing Streak .....	L7
60-69 .....	6-2	Current Streak .....	W1
70-79 .....	4-5	Last 5 Games.....	2-3
80-89 .....	1-5	Last 10 Games.....	4-6
90-Plus.....	0-7	Largest Lead.....	52 vs. Texas College
<b>Shoots:</b>		Largest Deficit.....	33 vs. Southern Illinois
Under 35%.....	0-1	Largest Deficit Overcome .....	18 at UTSA
35-39%.....	0-5		
40-44%.....	4-6		
45-49%.....	2-5		
50%+ .....	6-2		

**MEAN GREEN RECORD BOOKS**

**All-Time Career Scoring**

1. Kenneth Lyons (1979-83).....	2,291
2. Chris Davis (1999-03).....	2,254
3. Jesse Ratliff (1990-94).....	2,130
4. Josh White (2008-11) .....	1,668
5. Tristan Thompson (2008-11).....	1,629
6. Fred Mitchell (1974-78).....	1,538
7. Fred Hopkins (1952-56).....	1,535
8. Tony Worrell (1984-88).....	1,516
9. Jordan Williams (2011-15).....	1,501
10. John Savage (1961-64).....	1,423
11. Leonard Hopkins (2001-05) .....	1,340
12. Melvin Davis (1974-78).....	1,306
13. Calvin Watson (2003-07).....	1,253
14. David Miller (1994-98).....	1,207
15. Willie Davis (1964-68).....	1,166

*Jeremy Combs (2014-present) .....* 771

**All-Time Career Rebounds**

1. Ken Williams (1974-78).....	1,095
2. Kenneth Lyons (1979-83).....	1,020
3. Jesse Ratliff (1990-94).....	913
4. George Odufuwa (2009-11).....	896
5. Melvin Davis (1974-78).....	872
6. Willie Davis (1964-68).....	847
7. John Savage (1961-64).....	812
8. David Miller (1994-98).....	796
9. Fred Mitchell (1974-78).....	728
10. Quincy Williams(2004-08).....	691
<i>Jeremy Combs (2014-present) .....</i>	533


**Combs:** 37 career double-figure scoring games and 21 double digit rebounding games all-time. 17 career double-doubles

Career highs- 28 points vs. Marshall 1/14/16, 19 rebounds at UTEP (1/3/16)



# CARRINGTON WARD

R-Jr. ▶ G ▶ 6-2 ▶ 180  
Philadelphia, PA ▶  
(San Jacinto College)



## ↳ CAREER HIGHS

Points: 13, at USM -- 2/27/16  
Rebounds: 5, Jarvis Christian -- 11/13/15  
Assists: 4, MVSUMBB -- 12/17/15  
Steals: 3, Jarvis Christian -- 11/13/15; Nicholls -- 12/14/15  
Blocks: 1, at USM -- 2/27/16; USM -- 2/4/16  
FG made: 4, 4 times  
FG attempts: 8, at UT Arlington -- 12/3/15; at USM -- 2/27/16  
3FG made: 2, Troy -- 11/25/15; at UT Arlington -- 12/3/15; at USM -- 2/27/16  
3FG attempts: 4, MVSUMBB -- 12/17/15; at UT Arlington -- 12/3/15; at USM  
FT made: 6, at Charlotte -- 02/13/16  
FT attempts: 6, at Charlotte -- 02/13/16; Jarvis Christian -- 11/13/15

@Murcward\_ #PhillyWard

## ↳ 2015-16 STATS

### #00 WARD, Carrington

Opponent	Date	gs	min	Total		3-Pointers		Free throws		Rebounds				pf	a	t/o	blk	stl	pts	avg
				fg-fga	pct	3fg-fga	pct	ft-fita	pct	off	def	tot	avg							
JARVIS CHRISTIAN	11/13/15		19	1-2	.500	0-1	.000	2-6	.333	1	4	5	5.0	2	2	5	0	3	4	4.0
TEXAS COLLEGE	11/16/15		11	4-7	.571	0-2	.000	2-2	1.000	0	1	1	3.0	1	0	0	0	2	10	7.0
IDAHO	11/23/15		14	1-3	.333	0-2	.000	2-2	1.000	1	1	2	2.7	2	0	0	0	0	4	6.0
SAMFORD	11/24/15		6	2-3	.667	1-2	.500	0-0	.000	0	0	0	2.0	4	0	0	0	0	5	5.8
TROY	11/25/15		17	4-4	1.000	2-2	1.000	0-0	.000	0	1	1	1.8	1	1	2	0	1	10	6.6
at UNI	11/30/15		13	0-3	.000	0-2	.000	0-0	.000	0	0	0	1.5	1	1	1	0	0	0	5.5
at UT Arlington	12/3/15		19	4-8	.500	2-4	.500	0-1	.000	0	3	3	1.7	0	0	2	0	1	10	6.1
SIU	12/5/15	*	20	2-3	.667	1-2	.500	3-3	1.000	1	0	1	1.6	3	0	4	0	0	8	6.4
at SIU	12/12/15		10	1-6	.167	1-3	.333	0-0	.000	0	0	0	1.4	1	0	0	0	1	3	6.0
NICHOLLS	12/14/15		17	2-6	.333	0-2	.000	2-2	1.000	1	1	2	1.5	4	1	0	0	3	6	6.0
MVSUMBB	12/17/15		22	3-7	.429	1-4	.250	0-0	.000	0	1	1	1.5	3	4	2	0	0	7	6.1
at Creighton	12-21-15		9	0-1	.000	0-1	.000	0-0	.000	0	0	0	1.3	1	0	0	0	0	0	5.6
SAM HOUSTON STATE	12/29/15		10	0-3	.000	0-2	.000	0-0	.000	1	1	2	1.4	1	0	1	0	0	0	5.2
at UTSA	01/01/16		9	0-2	.000	0-1	.000	0-0	.000	0	0	0	1.3	1	0	0	0	0	0	4.8
at UTEP	01/03/16		11	0-2	.000	0-1	.000	0-0	.000	0	1	1	1.3	3	0	1	0	0	0	4.5
RICE	1/9/16		15	2-2	1.000	0-0	.000	0-0	.000	0	2	2	1.3	2	2	0	0	0	4	4.4
MARSHALL	1/14/16	*	17	1-4	.250	0-2	.000	3-5	.600	1	0	1	1.3	0	0	2	0	0	5	4.5
WKU	1/16/16		5	0-1	.000	0-0	.000	1-2	.500	0	0	0	1.2	5	0	0	0	0	1	4.3
at Rice	1/30/16		8	1-2	.500	1-2	.500	0-0	.000	0	0	0	1.2	2	0	0	0	0	3	4.2
USM	2/4/16		16	1-2	.500	1-1	1.000	2-2	1.000	0	4	4	1.3	0	0	0	1	1	5	4.3
LA TECH	2/6/16		20	0-1	.000	0-1	.000	2-2	1.000	0	1	1	1.3	4	1	0	0	0	2	4.1
at Old Dominion	02/11/16		13	0-3	.000	0-2	.000	1-2	.500	0	0	0	1.2	1	1	2	0	1	1	4.0
at Charlotte	02/13/16		14	1-3	.333	1-2	.500	6-6	1.000	0	2	2	1.3	1	1	0	0	0	9	4.2
FIU	2/18/16		6	0-0	.000	0-0	.000	0-0	.000	1	0	1	1.3	0	0	0	0	0	0	4.0
FAU	2/20/16		8	0-1	.000	0-0	.000	0-0	.000	0	0	0	1.2	3	0	1	0	0	0	3.9
at LA Tech	2/25/16		13	0-2	.000	0-1	.000	0-0	.000	0	0	0	1.2	2	1	2	0	0	0	3.7
at USM	2/27/16		24	4-8	.500	2-4	.500	3-3	1.000	2	2	4	1.3	4	1	1	1	0	13	4.1
OLD DOMINION	3/3/16		10	1-3	.333	0-1	.000	0-0	.000	1	0	1	1.3	1	1	1	0	0	2	4.0
CHARLOTTE	3/5/16		10	0-2	.000	0-1	.000	0-0	.000	0	1	1	1.2	2	1	0	0	1	0	3.9
Totals		2	386	35-94	.372	13-48	.271	29-38	.763	10	26	36	1.2	55	18	27	2	14	112	3.9

## ↳ CAREER STATS

Season	gp-gs	min/avg	Total		3-Point		F-Throws		Rebounds				Scoring							
			fg-fga	pct	fg-fga	pct	ft-fita	pct	off	def	tot	avg	pf	fo	ast	to	blk	stl	pts	avg
2014-15	4-1	30/7.5	2-4	.500	0-1	.000	1-2	.500	0	4	4	1.0	6	0	2	4	0	0	5	1.3
2015-16	29-2	386/13.3	35-94	.372	13-48	.271	29-38	.763	10	26	36	1.2	55	1	18	27	2	14	112	3.9
TOTAL	33-3	416/12.6	37-98	.378	13-49	.265	30-40	.750	10	30	40	1.2	61	1	20	31	2	14	117	3.5

1

**JEREMY COMBS**

So. ▶ F ▶ 6-7 ▶ 196  
Dallas ▶  
(Carter HS)



↳ CAREER HIGHS - CAREER DUNKS- 55

Points: 28 [8th], Marshall -- 1/14/16  
Rebounds: 19 [2nd], at UTEP -- 01/03/16  
Assists: 3, at UAB -- 01/23/16; at Rice -- 1/30/16  
Steals: 5 [t-2nd], at Charlotte -- 01/15/15  
Blocks: 3, 4 times  
FG made: 12 [t-1st], at Charlotte -- 02/13/16; Marshall -- 1/14/16  
FG attempts: 19 [t-4th], Marshall -- 1/14/16  
FT made: 12 [t-1st], Samford -- 11/24/15  
FT attempts: 16 [1st], Samford -- 11/24/15

@NoLimitJcombs #CaptainCombs

↳ 2015-16 STATS

#01 COMBS, Jeremy

Opponent	Date	gs	min	Total		3-Pointers		Free throws		Rebounds				Other					pts	avg	
				fg-fga	pct	3fg-fga	pct	ft-fga	pct	off	def	tot	avg	pf	a	t/o	blk	stl			
JARVIS CHRISTIAN	11/13/15	*	25	10-14	.714	0-0	.000	4-9	.444	4	7	11	11.0	2	0	1	0	2	24	24.0	
TEXAS COLLEGE	11/16/15	*	22	8-12	.667	0-0	.000	2-6	.333	2	4	6	8.5	1	0	0	1	0	18	21.0	
IDAHO	11/23/15	*	37	6-7	.857	0-0	.000	2-6	.333	3	11	14	10.3	4	0	2	1	1	14	18.7	
SAMFORD	11/24/15	*	37	3-7	.429	0-0	.000	12-16	.750	3	6	9	10.0	4	0	2	2	0	18	18.5	
TROY	11/25/15	*	31	5-8	.625	0-0	.000	3-5	.600	3	4	7	9.4	4	0	3	3	1	13	17.4	
at UNI	11/30/15	*	31	3-3	1.000	0-0	.000	0-1	.000	0	8	8	9.2	3	1	4	1	1	6	15.5	
at UT Arlington	12/3/15	*	26	3-9	.333	0-0	.000	3-6	.500	2	6	8	9.0	3	1	3	2	3	9	14.6	
SIU	12/5/15	*	20	2-5	.400	0-0	.000	2-6	.333	2	1	3	8.3	3	0	1	0	1	6	13.5	
at SIU	12/12/15	*	28	3-7	.429	0-0	.000	2-6	.333	8	6	14	8.9	4	1	5	2	0	8	12.9	
NICHOLLS	12/14/15	*	27	8-13	.615	0-0	.000	3-6	.500	3	5	8	8.8	3	1	1	2	0	19	13.5	
MVSUMBB	12/17/15	*	25	4-7	.571	0-0	.000	5-8	.625	0	11	11	9.0	2	0	2	1	1	13	13.5	
at Creighton	12-21-15	*	26	4-11	.364	0-0	.000	3-4	.750	1	7	8	8.9	4	0	2	0	2	11	13.3	
SAM HOUSTON STATE	12/29/15	*	32	3-7	.429	0-0	.000	2-4	.500	5	7	12	9.2	4	0	1	1	1	8	12.8	
at UTSA	01/01/16	*	29	4-11	.364	0-0	.000	4-9	.444	3	5	8	9.1	1	1	0	1	1	12	12.8	
at UTEP	01/03/16	*	31	9-13	.692	0-0	.000	2-5	.400	2	17	19	9.7	4	1	1	0	3	20	13.3	
RICE	1/9/16	*	39	8-11	.727	0-0	.000	6-9	.667	3	9	12	9.9	4	1	3	0	2	22	13.8	
MARSHALL	1/14/16	*	34	12-19	.632	0-0	.000	4-7	.571	6	12	18	10.4	3	2	2	1	1	28	14.6	
WKU	1/16/16	*	38	8-14	.571	0-0	.000	5-6	.833	5	7	12	10.4	4	0	0	1	2	21	15.0	
at Middle Tennessee	01/21/16	*	36	4-11	.364	0-0	.000	5-7	.714	4	8	12	10.5	2	1	7	1	3	13	14.9	
at UAB	01/23/16	*	38	7-13	.538	0-0	.000	5-5	1.000	5	7	12	10.6	3	3	3	0	0	19	15.1	
at Rice	1/30/16	*	38	9-10	.900	0-0	.000	7-10	.700	7	6	13	10.7	5	3	1	1	2	25	15.6	
USM	2/4/16	*	37	6-9	.667	0-0	.000	2-5	.400	2	7	9	10.6	4	1	2	0	2	14	15.5	
LA TECH	2/6/16	*	40	6-8	.750	0-0	.000	4-7	.571	1	8	9	10.6	2	1	1	0	1	16	15.5	
at Old Dominion	02/11/16	*	39	3-7	.429	0-0	.000	4-7	.571	5	7	12	10.6	4	0	3	1	4	10	15.3	
at Charlotte	02/13/16	*	32	12-14	.857	0-0	.000	0-1	.000	4	5	9	10.6	3	0	3	0	2	24	15.6	
FIU	2/18/16	*	40	6-10	.600	0-0	.000	5-7	.714	7	8	15	10.7	4	2	2	0	0	17	15.7	
FAU	2/20/16	*	39	6-12	.500	0-0	.000	5-7	.714	3	6	9	10.7	3	2	1	0	4	17	15.7	
at LA Tech	2/25/16	*	44	7-9	.778	0-0	.000	1-3	.333	7	11	18	10.9	3	0	3	1	0	15	15.7	
at USM	2/27/16	*	39	4-7	.571	0-0	.000	7-10	.700	6	8	14	11.0	3	1	2	0	2	15	15.7	
OLD DOMINION	3/3/16	*	19	2-3	.667	0-0	.000	2-2	1.000	0	4	4	10.8	0	1	0	0	0	6	15.4	
Totals			30	979	175-291	.601	0-0	.000	111-190	.584	106	218	324	10.8	93	24	61	23	42	461	15.4

↳ CAREER STATS

Season	gp-gs	min/avg	Total		3-Point		F-Throws		Rebounds				Scoring							
			fg-fga	pct	fg-fga	pct	ft-fga	pct	off	def	tot	avg	pf	fo	ast	to	blk	stl	pts	avg
2014-15	31-26	794/25.6	120-214	.561	0-0	.000	70-144	.486	79	130	209	6.7	90	2	10	40	22	29	310	10.0
2015-16	30-30	979/32.6	175-291	.601	0-0	.000	111-190	.584	106	218	324	10.8	93	1	24	61	23	42	461	15.4
TOTAL	61-56	1773/29.1	295-505	.584	0-0	.000	181-334	.542	185	348	533	8.7	183	3	34	101	45	71	771	12.6

# 2

## GREG

### WHITE-PITTMAN

So. ▶ G ▶ 6-2 ▶ 215  
New Orleans ▶  
(Holy Cross HS)

#GWP #SuperPittman



#### ↳ CAREER HIGHS

Points: 10, Arkansas-Monticello -- 11/14/14  
Rebounds: 3, at UNI -- 11/30/15  
Assists: 2, Jarvis Christian -- 11/13/15; Arkansas-Monticello -- 11/14/14; at Stephen  
Steals: 1, 6 times  
FG made: 3, Arkansas-Monticello -- 11/14/14  
FG attempts: 6, at Stephen F. Austin -- 12/14/14  
3FG attempts: 4, at Stephen F. Austin -- 12/14/14  
FT made: 4, Arkansas-Monticello -- 11/14/14; Langston -- 12/17/14  
FT attempts: 8, Jarvis Christian -- 11/13/15

#### ↳ 2015-16 STATS

Opponent	Date	gs	min	Total		3-Pointers		Free throws		Rebounds				pf	a	t/o	blk	stl	pts	avg
				fg-fga	pct	3fg-fga	pct	ft-fga	pct	off	def	tot	avg							
JARVIS CHRISTIAN	11/13/15	8		2-4	.500	0-0	.000	1-8	.125	0	0	0	0.0	2	2	1	0	0	5	5.0
TEXAS COLLEGE	11/16/15	8		2-3	.667	0-0	.000	2-2	1.000	1	1	2	1.0	2	1	0	0	1	6	5.5
IDAHO	11/23/15	1		0-0	.000	0-0	.000	1-2	.500	0	0	0	0.7	0	0	0	0	1	1	4.0
SAMFORD	11/24/15	0		0-0	.000	0-0	.000	0-0	.000	0	0	0	0.5	0	0	0	0	0	0	3.0
TROY	11/25/15	1		0-0	.000	0-0	.000	0-0	.000	0	0	0	0.4	0	0	0	0	0	0	2.4
at UNI	11/30/15	13		1-4	.250	0-0	.000	3-4	.750	2	1	3	0.8	2	1	0	0	1	5	2.8
at UT Arlington	12/3/15	5		0-1	.000	0-0	.000	0-0	.000	0	0	0	0.7	0	0	0	0	0	0	2.4
SIU	12/5/15	13		0-1	.000	0-0	.000	0-0	.000	0	0	0	0.6	0	1	0	0	0	0	2.1
at SIU	12/12/15	1		0-0	.000	0-0	.000	0-0	.000	0	0	0	0.6	0	0	1	0	0	0	1.9
NICHOLLS	12/14/15	1		0-0	.000	0-0	.000	0-0	.000	0	0	0	0.5	0	0	0	0	0	0	1.7
MVSUMBB	12/17/15	1		0-0	.000	0-0	.000	0-0	.000	0	0	0	0.5	0	0	0	0	0	0	1.5
at Creighton	12-21-15	6		1-1	1.000	0-0	.000	0-0	.000	0	1	1	0.5	1	0	1	0	0	2	1.6
SAM HOUSTON STATE	12/29/15	3		0-0	.000	0-0	.000	0-0	.000	0	0	0	0.5	0	0	0	0	0	0	1.5
at UTSA	01/01/16	2		0-0	.000	0-0	.000	0-0	.000	0	0	0	0.4	2	0	1	0	0	0	1.4
at UTEP	01/03/16	16		0-2	.000	0-0	.000	1-2	.500	2	0	2	0.5	2	0	2	0	0	1	1.3
RICE	1/9/16	3		0-0	.000	0-0	.000	1-2	.500	0	0	0	0.5	1	0	0	0	2	1	1.3
MARSHALL	1/14/16	12		1-1	1.000	0-0	.000	3-5	.600	1	1	2	0.6	3	0	0	0	1	5	1.5
WKU	1/16/16	6		0-0	.000	0-0	.000	0-4	.000	0	0	0	0.6	1	0	0	0	0	0	1.4
at Middle Tennessee	01/21/16	3		1-1	1.000	0-0	.000	0-0	.000	0	1	1	0.6	0	0	0	0	0	2	1.5
at UAB	01/23/16	2		0-0	.000	0-0	.000	0-0	.000	0	0	0	0.6	0	0	0	0	0	0	1.4
at Rice	1/30/16	2		0-0	.000	0-0	.000	0-0	.000	0	0	0	0.5	0	0	1	0	0	0	1.3
USM	2/4/16	2		0-0	.000	0-0	.000	0-0	.000	0	0	0	0.5	0	0	0	0	1	0	1.3
LA TECH	2/6/16	1		0-0	.000	0-0	.000	0-0	.000	0	1	1	0.5	0	0	0	0	0	0	1.2
at Old Dominion	02/11/16	1		0-1	.000	0-0	.000	0-0	.000	0	0	0	0.5	0	0	0	0	0	0	1.2
at Charlotte	02/13/16	8		0-0	.000	0-0	.000	1-2	.500	0	0	0	0.5	2	0	0	0	0	1	1.2
FAU	2/20/16	2		0-0	.000	0-0	.000	0-0	.000	0	0	0	0.5	0	0	0	0	0	0	1.1
at LA Tech	2/25/16	2		0-1	.000	0-0	.000	0-0	.000	0	0	0	0.4	1	0	0	0	0	0	1.1
at USM	2/27/16	6		0-1	.000	0-1	.000	1-2	.500	0	1	1	0.5	4	0	1	0	0	1	1.1
OLD DOMINION	3/3/16	1		0-1	.000	0-0	.000	0-0	.000	0	0	0	0.4	0	0	0	0	0	0	1.0
CHARLOTTE	3/5/16	9		0-1	.000	0-0	.000	1-2	.500	0	0	0	0.4	2	0	0	0	0	1	1.0
Totals		0	139	8-23	.348	0-1	.000	15-35	.429	6	7	13	0.4	25	5	8	0	7	31	1.0

Games played: 30

Rebounds/game: 0.4

#### ↳ CAREER STATS

Season	gp-gs	min/avg	Total		3-Point		F-Throws		Rebounds				Scoring							
			fg-fga	pct	fg-fga	pct	ft-fga	pct	off	def	tot	avg	pf	fo	ast	to	blk	stl	pts	avg
2014-15	17-5	154/9.1	11-36	.306	0-10	.000	18-31	.581	2	6	8	0.5	22	0	6	15	0	3	40	2.4
2015-16	30-0	139/4.6	8-23	.348	0-1	.000	15-35	.429	6	7	13	0.4	25	0	5	8	0	7	31	1.0

# 3

## JA'MICHAEL BROWN

Fr. ▶ G ▶ 6-1 ▶ 185  
 Raceland, LA ▶  
 (Pro-Vision Academy)



@j\_flight\_mike #Deuce

### ↳ CAREER HIGHS

Points: 21, at UTSA -- 01/01/16  
 Rebounds: 7, FAU -- 2/20/16  
 Assists: 7 [t-9th], at LA Tech -- 2/25/16  
 Steals: 4 [t-6th], at UNI -- 11/30/15  
 Blocks: 1, Jarvis Christian -- 11/13/15  
 FG made: 8, at UTSA -- 01/01/16  
 FG attempts: 14, at UTSA -- 01/01/16  
 3FG made: 5 [t-4th], at UTSA -- 01/01/16; at USM -- 2/27/16  
 3FG attempts: 9 [t-6th], at UTSA -- 01/01/16  
 FT made: 4, at Charlotte -- 02/13/16; Rice -- 1/9/16  
 FT attempts: 6, at Charlotte -- 02/13/16; Rice -- 1/9/16

### ↳ 2015-16 STATS

Opponent	Date	qs	min	Total		3-Pointers		Free throws		Rebounds				Other					pts	avg	
				fg-fga	pct	3fg-fga	pct	ft-fga	pct	off	def	tot	avg	pf	a	t/o	blk	stl			
JARVIS CHRISTIAN	11/13/15		23	5-10	.500	4-8	.500	2-2	1.000	2	3	5	5.0	4	5	2	1	2	16	16.0	
TEXAS COLLEGE	11/16/15		15	2-5	.400	1-3	.333	0-0	.000	0	2	2	3.5	3	5	1	0	1	5	10.5	
IDAHO	11/23/15		21	0-6	.000	0-3	.000	0-0	.000	2	1	3	3.3	4	2	2	0	2	0	7.0	
SAMFORD	11/24/15		21	2-4	.500	1-3	.333	0-0	.000	0	1	1	2.8	3	1	3	0	2	5	6.5	
TROY	11/25/15		25	2-7	.286	1-3	.333	1-2	.500	0	4	4	3.0	3	3	3	0	0	6	6.4	
at UNI	11/30/15		28	5-10	.500	3-6	.500	0-0	.000	1	1	2	2.8	1	3	1	0	4	13	7.5	
at UT Arlington	12/3/15	*	26	3-5	.600	2-3	.667	0-1	.000	0	2	2	2.7	2	5	4	0	2	8	7.6	
SIU	12/5/15		22	3-6	.500	0-3	.000	0-0	.000	0	0	0	2.4	3	0	0	0	4	6	7.4	
at SIU	12/12/15	*	32	2-7	.286	2-5	.400	0-0	.000	1	1	2	2.3	2	3	5	0	2	6	7.2	
NICHOLLS	12/14/15	*	37	1-6	.167	0-2	.000	0-0	.000	1	3	4	2.5	1	4	3	0	0	2	6.7	
MVSUMBB	12/17/15	*	32	4-7	.571	2-4	.500	3-4	.750	1	1	2	2.5	2	2	3	0	0	13	7.3	
at Creighton	12-21-15	*	27	4-7	.571	2-3	.667	2-4	.500	0	1	1	2.3	2	3	4	0	1	12	7.7	
SAM HOUSTON STATE	12/29/15		25	4-6	.667	3-4	.750	0-2	.000	0	3	3	2.4	2	2	1	0	1	11	7.9	
at UTSA	01/01/16		32	8-14	.571	5-9	.556	0-4	.000	0	1	1	2.3	3	3	1	0	1	21	8.9	
at UTEP	01/03/16		22	2-5	.400	1-3	.333	0-2	.000	0	0	0	2.1	2	1	1	0	0	5	8.6	
RICE	1/9/16	*	33	3-8	.375	2-6	.333	4-6	.667	1	4	5	2.3	4	6	1	0	1	12	8.8	
MARSHALL	1/14/16	*	33	5-13	.385	4-8	.500	0-0	.000	0	5	5	2.5	1	1	0	0	3	14	9.1	
WKU	1/16/16	*	24	1-5	.200	0-3	.000	0-0	.000	0	4	4	2.6	5	1	3	0	0	2	8.7	
at Middle Tennessee	01/21/16	*	29	2-7	.286	2-4	.500	1-2	.500	0	0	0	2.4	3	2	3	0	0	7	8.6	
at UAB	01/23/16		8	0-5	.000	0-2	.000	0-0	.000	0	0	0	2.3	0	0	2	0	0	0	8.2	
at Rice	1/30/16	*	36	4-9	.444	2-6	.333	0-0	.000	0	2	2	2.3	2	0	0	0	3	10	8.3	
USM	2/4/16	*	32	3-6	.500	3-5	.600	3-4	.750	1	2	3	2.3	0	2	1	0	1	12	8.5	
LA TECH	2/6/16	*	32	2-5	.400	0-2	.000	2-3	.667	1	0	1	2.3	4	3	2	0	1	6	8.3	
at Old Dominion	02/11/16	*	24	1-7	.143	0-3	.000	0-0	.000	1	2	3	2.3	1	0	1	0	0	2	8.1	
at Charlotte	02/13/16	*	24	0-3	.000	0-2	.000	4-6	.667	0	1	1	2.2	3	3	1	0	1	4	7.9	
FIU	2/18/16	*	32	1-7	.143	1-5	.200	0-2	.000	1	2	3	2.3	1	2	1	0	1	3	7.7	
FAU	2/20/16	*	29	2-3	.667	1-2	.500	0-0	.000	0	7	7	2.4	2	1	1	0	1	5	7.6	
at LA Tech	2/25/16	*	35	2-9	.222	0-5	.000	0-0	.000	3	2	5	2.5	2	7	3	0	0	4	7.5	
at USM	2/27/16	*	30	5-10	.500	5-7	.714	0-0	.000	0	3	3	2.6	1	3	2	0	0	15	7.8	
OLD DOMINION	3/3/16		20	4-7	.571	3-5	.600	0-0	.000	0	1	1	2.5	4	3	0	0	1	11	7.9	
CHARLOTTE	3/5/16		28	5-10	.500	3-7	.429	0-0	.000	0	3	3	2.5	0	2	3	0	1	13	8.0	
Totals			18	837	87-219	.397	53-134	.396	22-44	.500	16	62	78	2.5	70	78	58	1	36	249	8.0

### ↳ CAREER STATS

Season	gp-gs	min/avg	Total		3-Point		F-Throws		Rebounds				Scoring							
			fg-fga	pct	fg-fga	pct	ft-fga	pct	off	def	tot	avg	pf	fo	ast	to	blk	stl	pts	avg
2015-16	31-18	837/27.0	87-219	.397	53-134	.396	22-44	.500	16	62	78	2.5	70	1	78	58	1	36	249	8.0
TOTAL	31-18	837/27.0	87-219	.397	53-134	.396	22-44	.500	16	62	78	2.5	70	1	78	58	1	36	249	8.0

# 5

## ALLANTE HOLSTON

Fr. ▶ G ▶ 6-7 ▶ 185  
Capitol Heights, MD ▶  
(Clinton Christian School)

@LongLiveFredo #Tay



### ↳ CAREER HIGHS

Points: 17, Troy -- 11/25/15  
Rebounds: 7, Troy -- 11/25/15  
Assists: 4, at Charlotte -- 02/13/16; at UT Arlington -- 12/3/15  
Steals: 2, 5 times  
Blocks: 2, Troy -- 11/25/15  
FG made: 5, at SIU -- 12/12/15  
FG attempts: 12, Troy -- 11/25/15  
3FG made: 1, at USM -- 2/27/16  
3FG attempts: 1, 5 times  
FT made: 9, Troy -- 11/25/15  
FT attempts: 10, Troy -- 11/25/15

### ↳ 2015-16 STATS

#### #05 HOLSTON, Allante

Opponent	Date	gs	min	Total		3-Pointers		Free throws		Rebounds				pf	a	t/o	blk	stl	pts	avg	
				fg-fga	pct	3fg-fga	pct	ft-fga	pct	off	def	tot	avg								
JARVIS CHRISTIAN	11/13/15	*	21	2-3	.667	0-0	.000	1-2	.500	1	5	6	6.0	4	1	1	1	0	5	5.0	
TEXAS COLLEGE	11/16/15	*	19	3-4	.750	0-0	.000	1-2	.500	0	0	0	3.0	2	1	1	0	2	7	6.0	
IDAHO	11/23/15	*	10	0-1	.000	0-0	.000	0-0	.000	1	2	3	3.0	1	1	0	0	0	0	4.0	
SAMFORD	11/24/15	*	27	2-4	.500	0-0	.000	3-3	1.000	0	3	3	3.0	3	0	1	1	1	7	4.8	
TROY	11/25/15	*	31	4-12	.333	0-1	.000	9-10	.900	0	7	7	3.8	2	1	0	2	1	17	7.2	
at UNI	11/30/15	*	13	0-2	.000	0-0	.000	0-0	.000	0	0	0	3.2	3	1	2	1	0	0	6.0	
at UT Arlington	12/3/15		19	0-1	.000	0-0	.000	0-0	.000	0	1	1	2.9	4	4	1	0	2	0	5.1	
SIU	12/5/15		18	2-6	.333	0-0	.000	2-2	1.000	0	2	2	2.8	0	0	0	0	0	6	5.3	
at SIU	12/12/15		25	5-6	.833	0-1	.000	2-5	.400	1	2	3	2.8	3	2	1	0	0	12	6.0	
NICHOLLS	12/14/15		10	1-2	.500	0-0	.000	0-0	.000	0	2	2	2.7	1	1	0	0	0	2	5.6	
MVSUMB	12/17/15		29	3-4	.750	0-0	.000	4-7	.571	0	6	6	3.0	1	3	0	0	1	10	6.0	
at Creighton	12-21-15		23	1-2	.500	0-0	.000	6-6	1.000	0	4	4	3.1	3	0	0	0	0	8	6.2	
SAM HOUSTON STATE	12/29/15	*	25	0-1	.000	0-0	.000	2-3	.667	0	2	2	3.0	2	0	2	1	2	2	5.8	
at UTSA	01/01/16	*	20	0-0	.000	0-0	.000	0-2	.000	0	2	2	2.9	3	0	2	0	0	0	5.4	
at UTEP	01/03/16	*	16	2-6	.333	0-0	.000	2-2	1.000	1	3	4	3.0	3	0	1	0	0	6	5.5	
MARSHALL	1/14/16		20	1-2	.500	0-0	.000	1-2	.500	0	4	4	3.1	3	0	0	0	2	3	5.3	
WKU	1/16/16		4	0-0	.000	0-0	.000	0-0	.000	0	0	0	2.9	0	0	1	0	0	0	5.0	
at Middle Tennessee	01/21/16		14	0-3	.000	0-0	.000	0-2	.000	0	3	3	2.9	0	0	0	0	2	0	4.7	
at UAB	01/23/16	*	31	1-2	.500	0-0	.000	0-0	.000	0	1	1	2.8	2	1	3	0	0	2	4.6	
at Rice	1/30/16		6	0-1	.000	0-0	.000	0-0	.000	0	0	0	2.7	1	0	0	0	0	0	4.4	
USM	2/4/16		5	0-0	.000	0-0	.000	0-0	.000	0	2	2	2.6	2	0	0	0	0	0	4.1	
LA TECH	2/6/16		13	0-1	.000	0-0	.000	3-4	.750	1	2	3	2.6	2	1	1	0	0	3	4.1	
at Old Dominion	02/11/16		22	2-4	.500	0-1	.000	1-2	.500	0	1	1	2.6	2	1	1	1	0	5	4.1	
at Charlotte	02/13/16		29	1-6	.167	0-1	.000	5-6	.833	0	2	2	2.5	3	4	0	0	1	7	4.3	
FIU	2/18/16		7	0-0	.000	0-0	.000	0-0	.000	0	0	0	2.4	1	2	0	0	1	0	4.1	
FAU	2/20/16		7	0-2	.000	0-0	.000	0-0	.000	1	0	1	2.4	1	0	1	0	0	0	3.9	
at LA Tech	2/25/16		19	1-1	1.000	0-0	.000	1-3	.333	0	2	2	2.4	0	2	1	0	0	3	3.9	
at USM	2/27/16		12	1-2	.500	1-1	1.000	2-2	1.000	0	1	1	2.3	1	0	0	0	0	5	3.9	
OLD DOMINION	3/3/16	*	37	1-4	.250	0-0	.000	1-1	1.000	0	4	4	2.4	1	1	1	0	1	3	3.9	
CHARLOTTE	3/5/16	*	34	2-4	.500	0-1	.000	0-0	.000	1	3	4	2.4	2	1	2	0	0	4	3.9	
Totals			12	566	35-86	.407	1-6	.167	46-66	.697	7	66	73	2.4	56	28	23	7	16	117	3.9

### ↳ CAREER STATS

Season	gp-gs	min/avg	Total		3-Point		F-Throws		Rebounds				Scoring							
			fg-fga	pct	fg-fga	pct	ft-fga	pct	off	def	tot	avg	pf	fo	ast	to	blk	stl	pts	avg
2015-16	30-12	566/18.9	35-86	.407	1-6	.167	46-66	.697	7	66	73	2.4	56	0	28	23	7	16	117	3.9
TOTAL	30-12	566/18.9	35-86	.407	1-6	.167	46-66	.697	7	66	73	2.4	56	0	28	23	7	16	117	3.9

# 10 DECKIE JOHNSON

Jr. ▶ G ▶ 6-4 ▶ 175  
Memphis, TN ▶  
(Angelina College)

@\_Deckiej #Buckets



### ↳ CAREER HIGHS - CAREER DUNKS - 5

Points: 32 [2nd], FIU -- 2/18/16  
Rebounds: 11, at UAB -- 01/23/16  
Assists: 6, at Rice -- 1/30/16  
Steals: 4 [t-6th], Rice -- 1/9/16  
Blocks: 2, at UTSA -- 01/01/16; USM -- 2/4/16  
FG made: 9, MVSUMBB -- 12/17/15  
FG attempts: 21 [t-2nd], FIU -- 2/18/16  
3FG made: 8 [1st], FIU -- 2/18/16  
3FG attempts: 16 [1st], FIU -- 2/18/16  
FT made: 10 [t-7th], Old Dominion -- 3/3/16  
FT attempts: 12 [t-8th], Sam Houston State -- 12/29/15

### ↳ 2015-16 STATS

#### #10 JOHNSON, Deckie

Opponent	Date	gs	min	Total		3-Pointers		Free throws		Rebounds				pf	a	t/o	blk	stl	pts	avg	
				fg-fga	pct	3fg-fga	pct	ft-fta	pct	off	def	tot	avg								
JARVIS CHRISTIAN	11/13/15	*	27	5-14	.357	3-6	.500	2-4	.500	5	3	8	8.0	1	2	2	0	0	15	15.0	
TEXAS COLLEGE	11/16/15	*	21	4-7	.571	1-4	.250	2-2	1.000	0	1	1	4.5	1	1	1	1	1	11	13.0	
IDAHO	11/23/15	*	35	5-10	.500	3-7	.429	0-0	.000	1	2	3	4.0	3	2	1	0	1	13	13.0	
SAMFORD	11/24/15	*	26	2-11	.182	1-6	.167	6-7	.857	2	1	3	3.8	4	3	3	0	1	11	12.5	
TROY	11/25/15	*	31	3-10	.300	2-5	.400	3-4	.750	4	5	9	4.8	4	2	1	0	0	11	12.2	
at UNI	11/30/15	*	31	3-8	.375	3-8	.375	0-0	.000	0	1	1	4.2	3	1	1	0	0	9	11.7	
at UT Arlington	12/3/15	*	34	6-13	.462	1-7	.143	3-3	1.000	2	2	4	4.1	2	2	2	1	0	16	12.3	
SIU	12/5/15	*	31	4-10	.400	0-5	.000	0-0	.000	0	2	2	3.9	2	1	3	0	0	8	11.8	
at SIU	12/12/15	*	33	3-10	.300	0-6	.000	0-1	.000	0	3	3	3.8	4	1	2	0	1	6	11.1	
NICHOLLS	12/14/15	*	28	6-11	.545	3-6	.500	2-2	1.000	1	5	6	4.0	1	2	1	0	3	17	11.7	
MVSUMBB	12/17/15	*	35	9-15	.600	6-11	.545	2-2	1.000	2	2	4	4.0	1	4	2	0	1	26	13.0	
at Creighton	12-21-15	*	36	6-11	.545	2-6	.333	2-5	.400	2	2	4	4.0	2	4	1	0	0	16	13.3	
SAM HOUSTON STATE	12/29/15	*	37	8-13	.615	3-6	.500	8-12	.667	1	1	2	3.8	1	3	2	0	0	27	14.3	
at UTSA	01/01/16	*	38	4-8	.500	4-6	.667	6-6	1.000	2	5	7	4.1	3	2	1	2	0	18	14.6	
at UTEP	01/03/16	*	29	3-7	.429	1-5	.200	1-1	1.000	2	1	3	4.0	5	1	2	0	1	8	14.1	
RICE	1/9/16	*	34	6-13	.462	3-6	.500	4-5	.800	1	3	4	4.0	1	4	1	0	4	19	14.4	
WKU	1/16/16	*	39	5-13	.385	3-9	.333	4-7	.571	1	1	2	3.9	1	0	2	0	2	17	14.6	
at Middle Tennessee	01/21/16	*	39	3-6	.500	1-4	.250	3-4	.750	0	6	6	4.0	1	3	3	0	1	10	14.3	
at UAB	01/23/16	*	37	4-15	.267	1-8	.125	4-4	1.000	5	6	11	4.4	3	3	6	0	1	13	14.3	
at Rice	1/30/16	*	38	4-11	.364	2-9	.222	0-0	.000	0	3	3	4.3	2	6	2	0	1	10	14.1	
USM	2/4/16	*	28	1-8	.125	1-6	.167	2-2	1.000	0	1	1	4.1	3	5	1	2	1	5	13.6	
LA TECH	2/6/16	*	33	7-13	.538	5-9	.556	2-3	.667	1	6	7	4.3	4	2	1	0	0	21	14.0	
at Old Dominion	02/11/16	*	30	3-10	.300	2-7	.286	3-4	.750	1	2	3	4.2	3	1	2	0	0	11	13.8	
at Charlotte	02/13/16	*	21	2-8	.250	1-6	.167	2-2	1.000	0	3	3	4.2	1	0	2	0	0	7	13.5	
FIU	2/18/16	*	40	8-21	.381	8-16	.500	8-8	1.000	2	3	5	4.2	1	1	1	0	2	32	14.3	
FAU	2/20/16	*	37	5-10	.500	2-3	.667	7-11	.636	1	2	3	4.2	2	1	0	0	1	19	14.5	
at LA Tech	2/25/16	*	39	5-17	.294	3-11	.273	7-9	.778	1	4	5	4.2	3	0	2	0	2	20	14.7	
at USM	2/27/16	*	21	2-11	.182	1-7	.143	1-2	.500	1	2	3	4.1	5	2	3	0	1	6	14.4	
OLD DOMINION	3/3/16	*	26	3-13	.231	2-7	.286	10-10	1.000	2	5	7	4.2	4	1	3	0	0	18	14.5	
CHARLOTTE	3/5/16	*	34	6-15	.400	3-8	.375	4-4	1.000	2	7	9	4.4	2	3	4	0	2	19	14.6	
Totals			30	968	135-342	.395	71-210	.338	98-124	.790	42	90	132	4.4	73	63	58	6	27	439	14.6

### ↳ CAREER STATS

Season	gp-gs	min/avg	Total		3-Point		F-Throws		Rebounds				Scoring							
			fg-fga	pct	fg-fga	pct	ft-fta	pct	off	def	tot	avg	pf	fo	ast	to	blk	stl	pts	avg
2015-16	30-30	968/32.3	135-342	.395	71-210	.338	98-124	.790	42	90	132	4.4	73	2	63	58	6	27	439	14.6
TOTAL	30-30	968/32.3	135-342	.395	71-210	.338	98-124	.790	42	90	132	4.4	73	2	63	58	6	27	439	14.6

# 20

## ERIC KATENDA

Sr. ▶ F ▶ 6-9 ▶ 240  
Paris, France ▶  
(Notre Dame)



 @E\_Money\_Katenda #EMoney

### ↳ CAREER HIGHS

Points: 20, Charlotte -- 3/5/16  
Rebounds: 9, at UTEP -- 01/03/16  
Assists: 2, at UTSA -- 01/01/16  
Steals: 3, FIU -- 2/18/16  
Blocks: 4 [t-8th], FAU -- 2/20/16  
FG made: 7, Rice -- 1/9/16  
FG attempts: 11, at UAB -- 01/23/16  
FT made: 8, LA Tech -- 2/6/16; Charlotte -- 3/5/16  
FT attempts: 11, LA Tech -- 2/6/16

### ↳ 2015-16 STATS

#### #20 KATENDA, Eric

Opponent	Date	qs	min	Total		3-Pointers		Free throws		Rebounds				pf	a	t/o	blk	stl	pts	avg	
				fg-fga	pct	3fg-fga	pct	ft-fta	pct	off	def	tot	avg								
TEXAS COLLEGE	11/16/15		18	5-7	.714	0-0	.000	5-6	.833	3	4	7	7.0	4	0	0	0	1	15	15.0	
IDAHO	11/23/15		10	0-0	.000	0-0	.000	0-0	.000	0	1	1	4.0	4	0	0	1	0	0	7.5	
SAMFORD	11/24/15		4	1-1	1.000	0-0	.000	0-0	.000	1	0	1	3.0	0	0	1	1	0	2	5.7	
TROY	11/25/15		5	0-0	.000	0-0	.000	0-0	.000	0	0	0	2.3	0	0	1	0	0	0	4.3	
at UNI	11/30/15		7	3-4	.750	0-0	.000	0-1	.000	1	0	1	2.0	4	0	0	1	0	6	4.6	
at UT Arlington	12/3/15		15	1-4	.250	0-0	.000	0-0	.000	2	1	3	2.2	1	0	0	1	2	2	4.2	
SIU	12/5/15	*	16	3-4	.750	0-0	.000	0-0	.000	1	2	3	2.3	3	0	2	1	0	6	4.4	
at SIU	12/12/15		11	1-2	.500	0-0	.000	0-0	.000	1	2	3	2.4	4	0	0	0	1	2	4.1	
NICHOLLS	12/14/15		16	2-4	.500	0-0	.000	7-8	.875	3	3	6	2.8	1	0	0	1	0	11	4.9	
MVSUMB	12/17/15		9	1-1	1.000	0-0	.000	0-0	.000	1	1	2	2.7	3	0	0	0	0	2	4.6	
at Creighton	12-21-15		11	2-3	.667	0-0	.000	0-0	.000	1	0	1	2.5	4	1	0	1	0	4	4.5	
SAM HOUSTON STATE	12/29/15		7	1-1	1.000	0-0	.000	0-0	.000	0	0	0	2.3	1	0	1	0	0	2	4.3	
at UTSA	01/01/16		11	0-0	.000	0-0	.000	0-0	.000	0	0	0	2.2	3	2	1	0	0	0	4.0	
at UTEP	01/03/16		23	5-8	.625	0-0	.000	2-5	.400	1	8	9	2.6	5	1	0	0	0	12	4.6	
RICE	1/9/16	*	21	7-9	.778	0-0	.000	4-4	1.000	2	3	5	2.8	5	0	3	1	1	18	5.5	
MARSHALL	1/14/16	*	19	1-5	.200	0-0	.000	0-2	.000	1	3	4	2.9	2	0	2	1	0	2	5.3	
WKU	1/16/16	*	18	1-3	.333	0-0	.000	4-4	1.000	3	2	5	3.0	2	0	3	2	0	6	5.3	
at Middle Tennessee	01/21/16	*	17	4-6	.667	0-0	.000	0-2	.000	0	2	2	2.9	3	0	2	0	0	8	5.4	
at UAB	01/23/16	*	28	6-11	.545	0-0	.000	0-0	.000	2	3	5	3.1	4	0	2	0	1	12	5.8	
at Rice	1/30/16	*	31	6-10	.600	0-0	.000	4-6	.667	2	3	5	3.2	4	1	1	1	1	16	6.3	
USM	2/4/16	*	19	1-3	.333	0-0	.000	2-2	1.000	2	3	5	3.2	4	1	1	0	1	4	6.2	
LA TECH	2/6/16	*	29	4-5	.800	0-0	.000	8-11	.727	1	5	6	3.4	3	0	4	3	1	16	6.6	
at Old Dominion	02/11/16	*	20	3-3	1.000	0-0	.000	0-0	.000	1	2	3	3.3	5	0	2	0	0	6	6.6	
at Charlotte	02/13/16	*	20	2-6	.333	0-0	.000	0-0	.000	4	3	7	3.5	2	0	2	0	0	4	6.5	
FIU	2/18/16	*	11	0-0	.000	0-0	.000	0-1	.000	0	1	1	3.4	1	0	2	0	3	0	6.2	
FAU	2/20/16	*	23	2-8	.250	0-0	.000	3-5	.600	2	5	7	3.5	2	0	2	4	1	7	6.3	
at LA Tech	2/25/16	*	25	1-7	.143	0-0	.000	0-0	.000	2	3	5	3.6	4	0	1	2	0	2	6.1	
at USM	2/27/16	*	10	0-0	.000	0-0	.000	0-0	.000	1	0	1	3.5	3	0	1	0	0	0	5.9	
OLD DOMINION	3/3/16	*	14	0-0	.000	0-0	.000	1-2	.500	2	2	4	3.5	4	0	0	0	0	1	5.7	
CHARLOTTE	3/5/16	*	20	6-10	.600	0-0	.000	8-10	.800	3	2	5	3.6	3	0	3	1	0	20	6.2	
Totals			17	488	69-125	.552	0-0	.000	48-69	.696	43	64	107	3.6	88	6	37	22	13	186	6.2

### ↳ CAREER STATS

Season	gp-gs	min/avg	Total		3-Point		F-Throws		Rebounds				Scoring							
			fg-fga	pct	fg-fga	pct	ft-fta	pct	off	def	tot	avg	pf	fo	ast	to	blk	stl	pts	avg
2015-16	30-17	488/16.3	69-125	.552	0-0	.000	48-69	.696	43	64	107	3.6	88	3	6	37	22	13	186	6.2
TOTAL	30-17	488/16.3	69-125	.552	0-0	.000	48-69	.696	43	64	107	3.6	88	3	6	37	22	13	186	6.2



# 22

## KHALIL FULLER

Fr. ▶ F ▶ 6-8 ▶ 266  
Moreno Valley, CA ▶  
(Rancho Verde HS)

@Khalil\_Fuller22 #Bear



### ↳ CAREER HIGHS

Points: 13, Jarvis Christian -- 11/13/15  
Rebounds: 6, Troy -- 11/25/15  
Assists: 1, Jarvis Christian -- 11/13/15; at UNI -- 11/30/15  
Steals: 1, Sam Houston State -- 12/29/15; FIU -- 2/18/16; Old Dominion -- 3/3  
FG made: 4, Jarvis Christian -- 11/13/15  
FG attempts: 6, Jarvis Christian -- 11/13/15; Texas College -- 11/16/15; Nicholls  
3FG attempts: 1, Nicholls -- 12/14/15  
FT made: 5, Jarvis Christian -- 11/13/15  
FT attempts: 9, Jarvis Christian -- 11/13/15

### ↳ 2015-16 STATS

#### #22 FULLER, Khalil

Opponent	Date	gs	min	Total		3-Pointers		Free throws		Rebounds				pf	a	t/o	blk	stl	pts	avg	
				fg-fga	pct	3fg-fga	pct	ft-fta	pct	off	def	tot	avg								
JARVIS CHRISTIAN	11/13/15	*	21	4-6	.667	0-0	.000	5-9	.556	0	4	4	4.0	2	1	2	0	0	13	13.0	
TEXAS COLLEGE	11/16/15	*	13	3-6	.500	0-0	.000	0-1	.000	1	4	5	4.5	3	0	1	0	0	6	9.5	
IDAHO	11/23/15	*	10	1-1	1.000	0-0	.000	0-0	.000	0	0	0	3.0	3	0	4	0	0	2	7.0	
SAMFORD	11/24/15	*	10	3-3	1.000	0-0	.000	0-1	.000	1	2	3	3.0	1	0	1	0	0	6	6.8	
TROY	11/25/15	*	13	2-3	.667	0-0	.000	0-1	.000	2	4	6	3.6	1	0	2	0	0	4	6.2	
at UNI	11/30/15	*	18	3-3	1.000	0-0	.000	0-0	.000	1	1	2	3.3	2	1	2	0	0	6	6.2	
at UT Arlington	12/3/15	*	6	1-1	1.000	0-0	.000	0-4	.000	1	0	1	3.0	1	0	0	0	0	2	5.6	
SIU	12/5/15		11	1-1	1.000	0-0	.000	0-2	.000	1	3	4	3.1	1	0	1	0	0	2	5.1	
at SIU	12/12/15		11	0-1	.000	0-0	.000	0-2	.000	2	1	3	3.1	0	0	1	0	0	0	4.6	
NICHOLLS	12/14/15	*	13	1-6	.167	0-1	.000	2-2	1.000	4	1	5	3.3	2	0	0	0	0	4	4.5	
MVSUMBB	12/17/15	*	7	1-1	1.000	0-0	.000	0-0	.000	1	0	1	3.1	2	0	0	0	0	2	4.3	
at Creighton	12-21-15		15	0-1	.000	0-0	.000	3-5	.600	2	3	5	3.3	2	0	0	0	0	3	4.2	
SAM HOUSTON STATE	12/29/15	*	16	2-2	1.000	0-0	.000	0-1	.000	0	3	3	3.2	4	0	3	0	1	4	4.2	
at UTSA	01/01/16	*	5	0-0	.000	0-0	.000	0-0	.000	0	0	0	3.0	0	0	1	0	0	0	3.9	
at UTEP	01/03/16	*	4	0-0	.000	0-0	.000	0-0	.000	0	2	2	2.9	0	0	1	0	0	0	3.6	
RICE	1/9/16		7	0-0	.000	0-0	.000	0-0	.000	0	0	0	2.8	0	0	1	0	0	0	3.4	
MARSHALL	1/14/16		7	0-2	.000	0-0	.000	0-0	.000	1	3	4	2.8	0	0	0	0	0	0	3.2	
WKU	1/16/16		6	0-0	.000	0-0	.000	0-0	.000	0	0	0	2.7	1	0	0	0	0	0	3.0	
at Middle Tennessee	01/21/16		11	1-5	.200	0-0	.000	2-3	.667	2	1	3	2.7	1	0	0	0	0	4	3.1	
at UAB	01/23/16		14	1-3	.333	0-0	.000	0-0	.000	3	1	4	2.8	2	0	1	0	0	2	3.0	
at Rice	1/30/16		4	0-1	.000	0-0	.000	0-0	.000	0	0	0	2.6	2	0	2	0	0	0	2.9	
USM	2/4/16		4	0-1	.000	0-0	.000	0-0	.000	0	0	0	2.5	1	0	0	0	0	0	2.7	
at Old Dominion	02/11/16		4	0-1	.000	0-0	.000	1-2	.500	1	0	1	2.4	1	0	0	0	0	1	2.7	
at Charlotte	02/13/16		5	0-1	.000	0-0	.000	1-2	.500	0	0	0	2.3	0	0	0	0	0	1	2.6	
FIU	2/18/16		15	1-2	.500	0-0	.000	0-0	.000	1	0	1	2.3	3	0	1	0	1	2	2.6	
FAU	2/20/16		3	0-1	.000	0-0	.000	0-0	.000	0	0	0	2.2	0	0	0	0	0	0	2.5	
at LA Tech	2/25/16		1	0-0	.000	0-0	.000	0-0	.000	0	0	0	2.1	0	0	0	0	0	0	2.4	
at USM	2/27/16		7	0-1	.000	0-0	.000	0-0	.000	1	0	1	2.1	1	0	0	0	0	0	2.3	
OLD DOMINION	3/3/16		11	2-3	.667	0-0	.000	1-1	1.000	1	1	2	2.1	3	0	0	0	1	5	2.4	
CHARLOTTE	3/5/16		7	0-0	.000	0-0	.000	0-0	.000	3	1	4	2.1	0	0	0	0	0	0	2.3	
Totals			12	279	27-56	.482	0-1	.000	15-36	.417	29	35	64	2.1	39	2	24	0	3	69	2.3

### ↳ CAREER STATS

Season	gp-gs	min/avg	Total		3-Point		F-Throws		Rebounds				Scoring							
			fg-fga	pct	fg-fga	pct	ft-fta	pct	off	def	tot	avg	pf	fo	ast	to	blk	stl	pts	avg
2015-16	30-12	279/9.3	27-56	.482	0-1	.000	15-36	.417	29	35	64	2.1	39	0	2	24	0	3	69	2.3
TOTAL	30-12	279/9.3	27-56	.482	0-1	.000	15-36	.417	29	35	64	2.1	39	0	2	24	0	3	69	2.3

# 23

## RICKEY BRICE JR

Fr. ▶ C ▶ 7-1 ▶ 278  
Arlington, Texas ▶  
(Pantego Christian HS)



@RickeyBrice23 #7Footer

### ↳ CAREER HIGHS CAREER DUNKS - 7

Points: 12, Jarvis Christian -- 11/13/15  
Rebounds: 13, Jarvis Christian -- 11/13/15  
Assists: 1, Texas College -- 11/16/15; FAU -- 2/20/16  
Steals: 1, 5 times  
Blocks: 4 [t-8th], WKU -- 1/16/16  
FG made: 5, USM -- 2/4/16  
FG attempts: 10, Old Dominion -- 3/3/16  
FT made: 5, FIU -- 2/18/16; LA Tech -- 2/6/16  
FT attempts: 7, at UTEP -- 01/03/16

### ↳ 2015-16 STATS

#### #23 BRICE JR, Rickey

Opponent	Date	gs	min	Total		3-Pointers		Free throws		Rebounds				pf	a	t/o	blk	stl	pts	avg
				fg-fga	pct	3fg-fga	pct	ft-fa	pct	off	def	tot	avg							
JARVIS CHRISTIAN	11/13/15		17	4-6	.667	0-0	.000	4-4	1.000	3	10	13	13.0	5	0	0	0	0	12	12.0
TEXAS COLLEGE	11/16/15		18	2-5	.400	0-0	.000	1-3	.333	0	5	5	9.0	4	1	0	3	0	5	8.5
IDAHO	11/23/15		20	1-2	.500	0-0	.000	1-3	.333	0	1	1	6.3	3	0	3	3	0	3	6.7
SAMFORD	11/24/15		11	0-1	.000	0-0	.000	0-0	.000	1	2	3	5.5	1	0	0	0	0	0	5.0
TROY	11/25/15		14	1-2	.500	0-0	.000	0-0	.000	0	1	1	4.6	1	0	2	1	0	2	4.4
at UNI	11/30/15		11	3-6	.500	0-0	.000	0-0	.000	0	3	3	4.3	2	0	0	0	0	6	4.7
at UT Arlington	12/3/15		16	2-4	.500	0-0	.000	0-4	.000	1	1	2	4.0	3	0	2	0	1	4	4.6
SIU	12/5/15		15	2-2	1.000	0-0	.000	3-5	.600	1	1	2	3.8	3	0	2	0	0	7	4.9
at SIU	12/12/15	*	9	2-3	.667	0-0	.000	0-2	.000	0	1	1	3.4	3	0	1	2	1	4	4.8
NICHOLLS	12/14/15		13	1-3	.333	0-0	.000	1-4	.250	0	4	4	3.5	3	0	0	2	0	3	4.6
MVSUMBB	12/17/15		10	4-6	.667	0-0	.000	0-2	.000	0	5	5	3.6	1	0	2	2	0	8	4.9
at Creighton	12-21-15	*	8	3-5	.600	0-0	.000	0-0	.000	0	0	0	3.3	4	0	0	0	0	6	5.0
SAM HOUSTON STATE	12/29/15		8	1-1	1.000	0-0	.000	0-0	.000	0	3	3	3.3	1	0	1	2	0	2	4.8
at UTSA	01/01/16		21	2-4	.500	0-0	.000	0-0	.000	1	10	11	3.9	4	0	4	1	0	4	4.7
at UTEP	01/03/16		10	2-4	.500	0-0	.000	2-7	.286	2	0	2	3.7	1	0	1	0	1	6	4.8
RICE	1/9/16		11	1-5	.200	0-0	.000	0-0	.000	2	1	3	3.7	0	0	1	3	0	2	4.6
MARSHALL	1/14/16		14	3-7	.429	0-0	.000	1-2	.500	1	3	4	3.7	0	0	1	2	0	7	4.8
WKU	1/16/16		18	3-4	.750	0-0	.000	0-0	.000	0	1	1	3.6	4	0	0	4	0	6	4.8
USM	2/4/16		17	5-8	.625	0-0	.000	1-2	.500	1	4	5	3.6	4	0	4	3	0	11	5.2
LA TECH	2/6/16		10	1-2	.500	0-0	.000	5-6	.833	0	2	2	3.6	4	0	1	1	0	7	5.3
at Old Dominion	02/11/16		10	0-0	.000	0-0	.000	0-0	.000	0	2	2	3.5	1	0	2	0	0	0	5.0
at Charlotte	02/13/16		16	2-5	.400	0-0	.000	0-0	.000	2	3	5	3.5	2	0	2	0	0	4	5.0
FIU	2/18/16		15	1-2	.500	0-0	.000	5-6	.833	1	4	5	3.6	3	0	1	2	0	7	5.0
FAU	2/20/16		15	4-9	.444	0-0	.000	0-0	.000	0	3	3	3.6	2	1	0	0	0	8	5.2
at LA Tech	2/25/16		9	0-1	.000	0-0	.000	0-0	.000	0	3	3	3.6	4	0	0	0	0	0	5.0
at USM	2/27/16		13	1-3	.333	0-0	.000	0-2	.000	0	4	4	3.6	3	0	0	0	1	2	4.8
OLD DOMINION	3/3/16		22	4-10	.400	0-0	.000	3-5	.600	3	2	5	3.6	2	0	1	1	1	11	5.1
CHARLOTTE	3/5/16		14	2-5	.400	0-0	.000	0-0	.000	1	3	4	3.6	1	0	2	3	0	4	5.0
Totals		2	385	57-115	.496	0-0	.000	27-57	.474	20	82	102	3.6	69	2	33	35	5	141	5.0

Games played: 28  
Minutes/game: 13.8

Rebounds/game: 3.6  
Assists/game: 0.1

### ↳ CAREER STATS

Season	gp-gs	min/avg	Total		3-Point		F-Throws		Rebounds				Scoring							
			fg-fga	pct	fg-fga	pct	ft-fa	pct	off	def	tot	avg	pf	fo	ast	to	blk	stl	pts	avg
2015-16	28-2	385/13.8	57-115	.496	0-0	.000	27-57	.474	20	82	102	3.6	69	1	2	33	35	5	141	5.0
TOTAL	28-2	385/13.8	57-115	.496	0-0	.000	27-57	.474	20	82	102	3.6	69	1	2	33	35	5	141	5.0

# 30

**TODD  
EAGLIN**

Sr. ▶ G ▶ 5-10 ▶ 180  
New Orleans ▶  
(Tyler JC)



 @EaglinTodd #3BallEaglin

### ↳ CAREER HIGHS

Points: 10, at Rice -- 01/10/15  
Rebounds: 4, UTSA -- 1/4/15; Nicholls State -- 11/17/14; Mississippi Valley --  
Assists: 5, at Charlotte -- 01/15/15; UTSA -- 1/4/15  
Steals: 4 [t-6th], at Rice -- 01/10/15  
Blocks: 1, UTSA -- 1/4/15; Nicholls State -- 11/17/14; UAB -- 2/12/15  
FG made: 3, at Rice -- 01/10/15  
FG attempts: 6, at UTEP -- 03/05/15; at UTEP -- 3/5/15  
3FG made: 2, UTEP -- 1/2/15; Delaware State -- 11/19/14  
3FG attempts: 4, Delaware State -- 11/19/14  
FT made: 3, at Rice -- 01/10/15  
FT attempts: 4, at Rice -- 01/10/15; Jarvis Christian -- 11/13/15; Nicholls State

### ↳ 2015-16 STATS

### #30 EAGLIN, Todd

Opponent	Date	qs	min	Total		3-Pointers		Free throws		Rebounds				pf	a	t/o	blk	stl	pts	avg	
				fg-fga	pct	3fg-fga	pct	ft-fta	pct	off	def	tot	avg								
JARVIS CHRISTIAN	11/13/15		9	0-1	.000	0-1	.000	2-4	.500	0	2	2	2.0	1	1	1	0	0	2	2.0	
TEXAS COLLEGE	11/16/15		5	0-1	.000	0-1	.000	0-0	.000	0	0	0	1.0	0	2	0	0	1	0	1.0	
SAMFORD	11/24/15		1	0-0	.000	0-0	.000	0-0	.000	0	0	0	0.7	0	0	0	0	0	0	0.7	
at UNI	11/30/15		2	0-1	.000	0-1	.000	0-0	.000	0	0	0	0.5	0	0	0	0	0	0	0.5	
at UT Arlington	12/3/15		2	0-0	.000	0-0	.000	0-0	.000	0	0	0	0.4	0	0	0	0	0	0	0.4	
SIU	12/5/15		4	1-2	.500	0-1	.000	2-2	1.000	0	1	1	0.5	1	0	0	0	0	4	1.0	
at SIU	12/12/15		5	0-1	.000	0-0	.000	0-0	.000	0	2	2	0.7	0	0	0	0	0	0	0.9	
NICHOLLS	12/14/15		3	0-0	.000	0-0	.000	0-0	.000	0	0	0	0.6	1	0	0	0	0	0	0.8	
MVSUMBB	12/17/15		7	0-2	.000	0-2	.000	0-0	.000	0	0	0	0.6	1	0	0	0	0	0	0.7	
at Creighton	12-21-15		3	0-1	.000	0-1	.000	0-0	.000	0	1	1	0.6	0	0	0	0	0	0	0.6	
at UTSA	01/01/16		0	0-0	.000	0-0	.000	0-0	.000	0	0	0	0.5	0	0	0	0	0	0	0.5	
at UTEP	01/03/16		1	0-0	.000	0-0	.000	0-0	.000	0	0	0	0.5	0	0	0	0	0	0	0.5	
MARSHALL	1/14/16		9	0-1	.000	0-1	.000	0-0	.000	0	0	0	0.5	1	0	2	0	0	0	0.5	
WKU	1/16/16		2	0-0	.000	0-0	.000	0-0	.000	1	0	1	0.5	0	0	0	0	0	0	0.4	
at Middle Tennessee	01/21/16		3	0-0	.000	0-0	.000	0-0	.000	0	0	0	0.5	0	0	0	0	0	0	0.4	
at UAB	01/23/16		1	0-1	.000	0-1	.000	0-0	.000	0	0	0	0.4	0	0	0	0	0	0	0.4	
USM	2/4/16		1	0-0	.000	0-0	.000	0-0	.000	0	0	0	0.4	0	0	0	0	0	0	0.4	
at Old Dominion	02/11/16		1	0-0	.000	0-0	.000	0-0	.000	0	0	0	0.4	1	0	0	0	0	0	0.3	
at Charlotte	02/13/16		4	0-0	.000	0-0	.000	0-0	.000	0	0	0	0.4	1	0	0	0	0	0	0.3	
at USM	2/27/16		2	0-1	.000	0-1	.000	0-0	.000	0	0	0	0.4	1	0	0	0	0	0	0.3	
CHARLOTTE	3/5/16	*	5	0-0	.000	0-0	.000	0-0	.000	0	0	0	0.3	2	0	0	0	0	0	0.3	
Totals			1	70	1-12	.083	0-10	.000	4-6	.667	1	6	7	0.3	10	3	3	0	1	6	0.3

Games played: 21  
Minutes/game: 3.3  
Points/game: 0.3  
FG Pct: 8.3  
3FG Pct: 0.0  
FT Pct: 66.7

Rebounds/game: 0.3  
Assists/game: 0.1  
Turnovers/game: 0.1  
Assist/turnover ratio: 1.0  
Steals/game: 0.0

### ↳ CAREER STATS

Season	gp-gs	min/avg	Total		3-Point		F-Throws		Rebounds				Scoring							
			fg-fga	pct	fg-fga	pct	ft-fta	pct	off	def	tot	avg	pf	fo	ast	to	blk	stl	pts	avg
2014-15	28-6	383/13.7	18-44	.409	9-26	.346	8-12	.667	4	30	34	1.2	41	2	32	32	3	15	53	1.9
2015-16	21-1	70/3.3	1-12	.083	0-10	.000	4-6	.667	1	6	7	0.3	10	0	3	3	0	1	6	0.3
TOTAL	49-7	453/9.2	19-56	.339	9-36	.250	12-18	.667	5	36	41	0.8	51	2	35	35	3	16	59	1.2

# 52

## J-MYCHAL REESE

Jr. ▶ G ▶ 6-2 ▶ 180  
Bryan, Texas ▶  
(Texas A&M)



 @j\_mych #PGReese

### ↳ CAREER HIGHS

Points: 25, at SIU -- 12/12/15  
Rebounds: 6, at UTEP -- 01/03/16; Texas College -- 11/16/15  
Assists: 9 [t-2nd], at UTEP -- 01/03/16  
Steals: 4 [t-6th], at UTSA -- 01/01/16  
FG made: 10 [t-7th], at SIU -- 12/12/15  
FG attempts: 22 [1st], Marshall -- 1/14/16  
3FG made: 4 [t-9th], WKU -- 1/16/16  
3FG attempts: 9 [t-4th], WKU -- 1/16/16  
FT made: 8, Sam Houston State -- 12/29/15; USM -- 2/4/16  
FT attempts: 10, Sam Houston State -- 12/29/15

### ↳ 2015-16 STATS

Opponent	Date	qs	min	Total		3-Pointers		Free throws		Rebounds				pf	a	t/o	blk	stl	pts	avg	
				fg-fga	pct	3fg-fga	pct	ft-fta	pct	off	def	tot	avg								
JARVIS CHRISTIAN	11/13/15	*	27	4-10	.400	2-5	.400	6-6	1.000	1	3	4	4.0	1	4	5	0	0	16	16.0	
TEXAS COLLEGE	11/16/15	*	31	2-4	.500	2-4	.500	2-2	1.000	0	6	6	5.0	2	8	3	0	1	8	12.0	
IDAHO	11/23/15	*	33	6-12	.500	1-4	.250	3-3	1.000	0	1	1	3.7	3	1	9	0	0	16	13.3	
SAMFORD	11/24/15	*	32	4-8	.500	1-1	1.000	3-4	.750	0	3	3	3.5	3	2	3	0	0	12	13.0	
TROY	11/25/15	*	28	3-9	.333	1-5	.200	4-4	1.000	1	0	1	3.0	3	1	3	0	1	11	12.6	
at UNI	11/30/15	*	32	7-10	.700	3-6	.500	2-4	.500	0	2	2	2.8	3	6	4	0	2	19	13.7	
at UT Arlington	12/3/15	*	31	6-12	.500	1-3	.333	3-8	.375	1	3	4	3.0	3	3	3	0	1	16	14.0	
SIU	12/5/15	*	30	4-12	.333	1-7	.143	1-2	.500	0	1	1	2.8	0	4	3	0	1	10	13.5	
at SIU	12/12/15	*	35	10-16	.625	2-5	.400	3-3	1.000	0	3	3	2.8	5	3	3	0	3	25	14.8	
NICHOLLS	12/14/15	*	34	4-10	.400	1-4	.250	5-6	.833	2	3	5	3.0	1	4	4	0	3	14	14.7	
MVSUMB	12/17/15	*	22	3-8	.375	0-3	.000	0-0	.000	2	2	4	3.1	5	6	4	0	2	6	13.9	
at Creighton	12-21-15	*	34	6-16	.375	1-3	.333	7-8	.875	1	1	2	3.0	2	5	4	0	0	20	14.4	
SAM HOUSTON STATE	12/29/15	*	37	2-8	.250	1-3	.333	8-10	.800	0	4	4	3.1	0	3	1	0	2	13	14.3	
at UTSA	01/01/16	*	33	6-12	.500	0-2	.000	3-7	.429	0	2	2	3.0	2	4	5	0	4	15	14.4	
at UTEP	01/03/16	*	37	5-21	.238	1-6	.167	6-8	.750	2	4	6	3.2	3	9	2	0	0	17	14.5	
RICE	1/9/16	*	37	2-8	.250	1-4	.250	2-2	1.000	0	5	5	3.3	3	2	5	0	0	7	14.1	
MARSHALL	1/14/16	*	34	6-22	.273	0-3	.000	2-4	.500	0	2	2	3.2	2	2	1	0	1	14	14.1	
WKU	1/16/16	*	40	9-16	.563	4-9	.444	1-3	.333	0	2	2	3.2	2	7	4	0	0	23	14.6	
at Middle Tennessee	01/21/16	*	37	8-13	.615	2-2	1.000	2-4	.500	0	2	2	3.1	0	4	2	0	0	20	14.8	
at UAB	01/23/16	*	39	4-10	.400	1-5	.200	0-0	.000	1	1	2	3.1	1	4	1	0	1	9	14.6	
at Rice	1/30/16	*	37	8-17	.471	2-5	.400	5-6	.833	1	1	2	3.0	4	5	4	0	1	23	15.0	
USM	2/4/16	*	37	4-10	.400	3-5	.600	8-8	1.000	0	4	4	3.0	2	4	5	0	3	19	15.1	
LA TECH	2/6/16	*	22	2-7	.286	1-3	.333	4-4	1.000	0	1	1	3.0	5	3	4	0	0	9	14.9	
at Old Dominion	02/11/16	*	36	4-15	.267	1-6	.167	2-2	1.000	1	4	5	3.0	3	3	1	0	1	11	14.7	
at Charlotte	02/13/16	*	27	6-14	.429	1-3	.333	5-6	.833	0	2	2	3.0	3	4	2	0	0	18	14.8	
FIU	2/18/16	*	34	5-13	.385	2-6	.333	4-5	.800	0	1	1	2.9	0	4	2	0	0	16	14.9	
FAU	2/20/16	*	37	6-10	.600	0-1	.000	2-2	1.000	1	2	3	2.9	0	4	4	0	1	14	14.9	
at LA Tech	2/25/16	*	38	8-18	.444	1-1	1.000	1-2	.500	0	4	4	3.0	4	1	1	0	0	18	15.0	
at USM	2/27/16	*	36	4-10	.400	0-3	.000	5-7	.714	0	0	0	2.9	2	1	5	0	2	13	14.9	
OLD DOMINION	3/3/16	*	40	4-16	.250	0-5	.000	5-5	1.000	1	2	3	2.9	2	3	4	0	2	13	14.8	
CHARLOTTE	3/5/16	*	39	9-15	.600	1-1	1.000	0-1	.000	1	4	5	2.9	2	2	0	0	1	19	15.0	
Totals			31	1046	161-382	.421	38-123	.309	104-136	.765	16	75	91	2.9	71	116	101	0	33	464	15.0

### ↳ CAREER STATS

Season	gp-gs	min/avg	Total		3-Point		F-Throws		Rebounds				Scoring							
			fg-fga	pct	fg-fga	pct	ft-fta	pct	off	def	tot	avg	pf	fo	ast	to	blk	stl	pts	avg
2015-16	31-31	1046/33.7	161-382	.421	38-123	.309	104-136	.765	16	75	91	2.9	71	3	116	101	0	33	464	15.0
TOTAL	31-31	1046/33.7	161-382	.421	38-123	.309	104-136	.765	16	75	91	2.9	71	3	116	101	0	33	464	15.0

### North Texas Basketball

North Texas Combined Team Statistics (as of Mar 05, 2016)

#### All games

RECORD:	OVERALL	HOME	AWAY	NEUTRAL
ALL GAMES	12-19	11-7	1-12	0-0
CONFERENCE	7-11	6-3	1-8	0-0
NON-CONFERENCE	5-8	5-4	0-4	0-0

#	Player	gp-gs	min	avg	Total		3-Point		F-Throw		Rebounds				pf	dq	a	to	blk	stl	pts	avg
					fg-fga	fg%	3fg-fga	3fg%	ft-fa	ft%	off	def	tot	avg								
01	COMBS, Jeremy	30-30	979	32.6	175-291	.601	0-0	.000	111-190	.584	106	218	324	10.8	93	1	24	61	23	42	461	15.4
52	REESE, J-Mychal	31-31	1046	33.7	161-382	.421	38-123	.309	104-136	.765	16	75	91	2.9	71	3	116	101	0	33	464	15.0
10	JOHNSON, Deckie	30-30	968	32.3	135-342	.395	71-210	.338	98-124	.790	42	90	132	4.4	73	2	63	58	6	27	439	14.6
15	HARRIS, DeAndre	4-0	55	13.8	10-20	.500	5-11	.455	9-11	.818	0	13	13	3.3	9	1	4	2	1	2	34	8.5
03	BROWN, Ja'Michael	31-18	837	27.0	87-219	.397	53-134	.396	22-44	.500	16	62	78	2.5	70	1	78	58	1	36	249	8.0
20	KATENDA, Eric	30-17	488	16.3	69-125	.552	0-0	.000	48-69	.696	43	64	107	3.6	88	3	6	37	22	13	186	6.2
23	BRICE JR, Rickey	28-2	385	13.8	57-115	.496	0-0	.000	27-57	.474	20	82	102	3.6	69	1	2	33	35	5	141	5.0
05	HOLSTON, Allante	30-12	566	18.9	35-86	.407	1-6	.167	46-66	.697	7	66	73	2.4	56	0	28	23	7	16	117	3.9
00	WARD, Carrington	29-2	386	13.3	35-94	.372	13-48	.271	29-38	.763	10	26	36	1.2	55	1	18	27	2	14	112	3.9
22	FULLER, Khalil	30-12	279	9.3	27-56	.482	0-1	.000	15-36	.417	29	35	64	2.1	39	0	2	24	0	3	69	2.3
02	WHITE-PITTMAN, Gre	30-0	139	4.6	8-23	.348	0-1	.000	15-35	.429	6	7	13	0.4	25	0	5	8	0	7	31	1.0
30	EAGLIN, Todd	21-1	70	3.3	1-12	.083	0-10	.000	4-6	.667	1	6	7	0.3	10	0	3	3	0	1	6	0.3
24	GROSS, Jacob	11-0	13	1.2	0-3	.000	0-1	.000	1-3	.333	1	1	2	0.2	2	0	0	0	0	1	1	0.1
12	CAMPBELL, Chris	5-0	14	2.8	0-4	.000	0-2	.000	0-2	.000	0	1	1	0.2	3	0	0	0	0	0	0	0.0
Team																						
Total.....		31	6225		800-1772	.451	181-547	.331	529-817	.647	351	783	1134	36.6	664	13	349	441	97	200	2310	74.5
Opponents.....		31	6226		835-1830	.456	225-628	.358	526-758	.694	342	795	1137	36.7	672	-	407	390	109	225	2421	78.1

TEAM STATISTICS	NT	OPP	Date	Opponent	Score	Att.
SCORING	2310	2421	11/13/15	JARVIS CHRISTIAN	w 112-82	2230
Points per game	74.5	78.1	11/16/15	TEXAS COLLEGE	w 110-61	1276
Scoring margin	-3.6	-	11/23/15	IDAHO	L 63-65	1756
FIELD GOALS-ATT	800-1772	835-1830	11/24/15	SAMFORD	L 72-74	1646
Field goal pct	.451	.456	11/25/15	TROY	L 74-86	1626
3 POINT FG-ATT	181-547	225-628	11/30/15	at UNI	L 70-93	4849
3-point FG pct	.331	.358	12/3/15	at UT Arlington	L 67-90	6107
3-pt FG made per game	5.8	7.3	12/5/15	SIU	L 63-95	2475
FREE THROWS-ATT	529-817	526-758	12/12/15	at SIU	L 66-74	4839
Free throw pct	.647	.694	12/14/15	NICHOLLS	w 78-60	1282
F-Throws made per game	17.1	17.0	12/17/15	MVSUMBB	w 87-74	2180
REBOUNDS	1134	1137	12-21-15	at Creighton	L 82-105	17518
Rebounds per game	36.6	36.7	12/29/15	SAM HOUSTON STATE	w 69-64	1906
Rebounding margin	-0.1	-	* 01/01/16	at UTSA	w 70-66	829
ASSISTS	349	407	* 01/03/16	at UTEP	L 75-84	6585
Assists per game	11.3	13.1	* 1/9/16	RICE	w 85-74	1886
TURNOVERS	441	390	* 1/14/16	MARSHALL	L 78-97	1585
Turnovers per game	14.2	12.6	* 1/16/16	WKU	L 76-81	1903
Turnover margin	-1.6	-	* 01/21/16	at Middle Tennessee	L 64-86	3826
Assist/turnover ratio	0.8	1.0	* 01/23/16	at UAB	L 57-78	6835
STEALS	200	225	* 1/30/16	at Rice	L 87-95	2515
Steals per game	6.5	7.3	* 2/4/16	USM	w 70-54	1607
BLOCKS	97	109	* 2/6/16	LA TECH	w 80-69	4610
Blocks per game	3.1	3.5	* 02/11/16	at Old Dominion	L 47-67	6250
ATTENDANCE	35624	71382	* 02/13/16	at Charlotte	L 79-103	4444
Home games-Avg/Game	18-1979	13-5491	* 2/18/16	FIU	w 77-75	2156
Neutral site-Avg/Game	-	0-0	* 2/20/16	FAU	w 70-62	1466
			* 2/25/16	at LA Tech	Lot 62-73	3092
			* 2/27/16	at USM	L 70-81	3693
			* 3/3/16	OLD DOMINION	L 70-76	1878
			* 3/5/16	CHARLOTTE	w 80-77	2156
Score by Periods	1st	2nd	OT	Totals		
North Texas	1045	1262	3	2310		
Opponents	1109	1298	14	2421		

### North Texas Basketball

North Texas Combined Team Statistics (as of Mar 05, 2016)

#### Conference games

RECORD:	OVERALL	HOME	AWAY	NEUTRAL
ALL GAMES	7-11	6-3	1-8	0-0
CONFERENCE	7-11	6-3	1-8	0-0
NON-CONFERENCE	0-0	0-0	0-0	0-0

##	Player	gp-gs	min	avg	Total		3-Point		F-Throw		Rebounds				pf	dq	a	to	blk	stl	pts	avg
					fg-fga	fg%	3fg-fga	3fg%	ft-fta	ft%	off	def	tot	avg								
01	COMBS, Jeremy	17-17	612	36.0	113-181	.624	0-0	.000	68-107	.636	70	135	205	12.1	52	1	20	34	7	29	294	17.3
52	REESE, J-Mychal	18-18	640	35.6	100-247	.405	21-70	.300	57-76	.750	8	43	51	2.8	40	1	66	52	0	17	278	15.4
10	JOHNSON, Deckie	17-17	563	33.1	71-199	.357	43-127	.339	68-82	.829	22	60	82	4.8	44	2	35	36	4	19	253	14.9
03	BROWN, Ja'Michael	18-13	503	27.9	50-133	.376	32-84	.381	14-29	.483	8	39	47	2.6	38	1	40	26	0	15	146	8.1
20	KATENDA, Eric	18-16	359	19.9	49-94	.521	0-0	.000	36-54	.667	29	50	79	4.4	59	3	5	32	15	9	134	7.4
23	BRICE JR, Rickey	15-0	215	14.3	31-69	.449	0-0	.000	17-30	.567	14	45	59	3.9	35	0	1	20	20	3	79	5.3
00	WARD, Carrington	16-1	199	12.4	11-38	.289	5-19	.263	18-22	.818	5	13	18	1.1	31	1	9	10	2	3	45	2.8
05	HOLSTON, Allante	17-5	296	17.4	12-38	.316	1-4	.250	16-26	.615	4	30	34	2.0	27	0	13	14	1	7	41	2.4
22	FULLER, Khalil	17-2	115	6.8	5-21	.238	0-0	.000	5-8	.625	13	9	22	1.3	15	0	0	7	0	2	15	0.9
02	WHITE-PITTMAN, Gre	17-0	78	4.6	2-9	.222	0-1	.000	8-19	.421	3	4	7	0.4	18	0	0	5	0	4	12	0.7
24	GROSS, Jacob	4-0	3	0.8	0-0	.000	0-0	.000	0-0	.000	0	0	0	0.0	1	0	0	0	0	0	0	0.0
12	CAMPBELL, Chris	4-0	13	3.3	0-3	.000	0-2	.000	0-2	.000	0	1	1	0.3	2	0	0	0	0	0	0	0.0
30	EAGLIN, Todd	11-1	29	2.6	0-3	.000	0-3	.000	0-0	.000	1	0	1	0.1	6	0	0	2	0	0	0	0.0
Team											32	19	51		1		3					
Total.....		18	3625		444-1035	.429	102-310	.329	307-455	.675	209	448	657	36.5	369	9	189	241	49	108	1297	72.1
Opponents.....		18	3626		482-1049	.459	137-388	.353	297-428	.694	197	464	661	36.7	373	-	251	220	69	121	1398	77.7

TEAM STATISTICS	NT	OPP	Date	Opponent	Score	Att.
SCORING	1297	1398	* 01/01/16	at UTSA	w 70-66	829
Points per game	72.1	77.7	* 01/03/16	at UTEP	L 75-84	6585
Scoring margin	-5.6	-	* 1/9/16	RICE	w 85-74	1886
FIELD GOALS-ATT	444-1035	482-1049	* 1/14/16	MARSHALL	L 78-97	1585
Field goal pct	.429	.459	* 1/16/16	WKU	L 76-81	1903
3 POINT FG-ATT	102-310	137-388	* 01/21/16	at Middle Tennessee	L 64-86	3826
3-point FG pct	.329	.353	* 01/23/16	at UAB	L 57-78	6835
3-pt FG made per game	5.7	7.6	* 1/30/16	at Rice	L 87-95	2515
FREE THROWS-ATT	307-455	297-428	* 2/4/16	USM	w 70-54	1607
Free throw pct	.675	.694	* 2/6/16	LA TECH	w 80-69	4610
F-Throws made per game	17.1	16.5	* 02/11/16	at Old Dominion	L 47-67	6250
REBOUNDS	657	661	* 02/13/16	at Charlotte	L 79-103	4444
Rebounds per game	36.5	36.7	* 2/18/16	FIU	w 77-75	2156
Rebounding margin	-0.2	-	* 2/20/16	FAU	w 70-62	1466
ASSISTS	189	251	* 2/25/16	at LA Tech	Lot 62-73	3092
Assists per game	10.5	13.9	* 2/27/16	at USM	L 70-81	3693
TURNOVERS	241	220	* 3/3/16	OLD DOMINION	L 70-76	1878
Turnovers per game	13.4	12.2	* 3/5/16	CHARLOTTE	w 80-77	2156
Turnover margin	-1.2	-	* = Conference game			
Assist/turnover ratio	0.8	1.1				
STEALS	108	121				
Steals per game	6.0	6.7				
BLOCKS	49	69				
Blocks per game	2.7	3.8				
ATTENDANCE	19247	38069				
Home games-Avg/Game	9-2139	9-4230				
Neutral site-Avg/Game	-	0-0				

Score by Periods      1st   2nd   OT   Totals

2015-16 box scores

Official Basketball Box Score -- Game Totals -- Final Statistics
Jarvis Christian vs North Texas
11/13/15 7:30 p.m. at Denton, TX (The Super Pit)

Jarvis Christian 82 • 1-0

Table with columns: Player, FG-FGA, 3-Ptr, FT-FTA, Rebounds, PF, TP, A TO Blk Stl, Min. Lists player stats for Jarvis Christian.

FG % 1st Half: 11-32 34.4% 2nd half: 16-46 34.8% Game: 27-78 34.6%
3FG % 1st Half: 4-11 36.4% 2nd half: 7-23 30.4% Game: 11-34 32.4%
FT % 1st Half: 6-10 60.0% 2nd half: 11-19 57.9% Game: 17-29 58.6%

North Texas 112 • 1-0

Table with columns: Player, FG-FGA, 3-Ptr, FT-FTA, Rebounds, PF, TP, A TO Blk Stl, Min. Lists player stats for North Texas.

FG % 1st Half: 18-39 46.2% 2nd half: 19-32 59.4% Game: 37-71 52.1%
3FG % 1st Half: 7-15 46.7% 2nd half: 2-6 33.3% Game: 9-21 42.9%
FT % 1st Half: 13-25 52.0% 2nd half: 16-29 55.2% Game: 29-54 53.7%

Officials: Ty Meixsell, Mick Fieldbinder, Ed Crenshaw
Technical fouls: Jarvis Christian-TEAM, North Texas-BRICE JR, Rickey.
Attendance: 2230
Season Opener

Score by periods table with columns: 1st, 2nd, Total. Rows for Jarvis Christian and North Texas.

Last FG - JCC 2nd-00:39, NT 2nd-00:20.
Largest lead - JCC None, NT by 31 2nd-12:05.
JCC led for 00:00, NT led for 39:40. Game was tied for 00:20.

Official Basketball Box Score -- Game Totals -- Final Statistics
Texas College vs North Texas
11/16/15 7:15 p.m. at Denton, TX (The Super Pit)

Texas College 61 • 1-2

Table with columns: Player, FG-FGA, 3-Ptr, FT-FTA, Rebounds, PF, TP, A TO Blk Stl, Min. Lists player stats for Texas College.

FG % 1st Half: 12-32 37.5% 2nd half: 10-35 28.6% Game: 22-67 32.8%
3FG % 1st Half: 3-5 60.0% 2nd half: 2-9 22.2% Game: 5-14 35.7%
FT % 1st Half: 7-10 70.0% 2nd half: 5-8 62.5% Game: 12-18 66.7%

North Texas 110 • 2-0

Table with columns: Player, FG-FGA, 3-Ptr, FT-FTA, Rebounds, PF, TP, A TO Blk Stl, Min. Lists player stats for North Texas.

FG % 1st Half: 19-30 63.3% 2nd half: 21-38 55.3% Game: 40-68 58.8%
3FG % 1st Half: 4-8 50.0% 2nd half: 4-10 40.0% Game: 8-18 44.4%
FT % 1st Half: 8-16 50.0% 2nd half: 14-18 77.8% Game: 22-34 64.7%

Officials: Ray Natili, Pat Boeh, Nick Meyer
Technical fouls: Texas College-JOHNSON, Cameron; BIGGURS, Dezmond. North Texas-BRICE JR, Rickey; WARD, Carrington.
Attendance: 1276

Score by periods table with columns: 1st, 2nd, Total. Rows for Texas College and North Texas.

Last FG - TCC 2nd-00:00, NT 2nd-01:01.
Largest lead - TCC None, NT by 52 2nd-00:08.
TCC led for 00:00, NT led for 38:12. Game was tied for 01:18.

Official Basketball Box Score -- Game Totals -- Final Statistics
Idaho vs North Texas
11/23/15 7:30 p.m. at Denton, TX (The Super Pit)

Idaho 65 • 3-1

Table with columns: Player, FG-FGA, 3-Ptr, FT-FTA, Rebounds, PF, TP, A TO Blk Stl, Min. Lists player stats for Idaho.

FG % 1st Half: 8-22 36.4% 2nd half: 11-23 47.8% Game: 19-45 42.2%
3FG % 1st Half: 1-5 20.0% 2nd half: 4-10 40.0% Game: 5-15 33.3%
FT % 1st Half: 15-17 88.2% 2nd half: 7-19 36.8% Game: 22-36 61.1%

North Texas 63 • 2-1

Table with columns: Player, FG-FGA, 3-Ptr, FT-FTA, Rebounds, PF, TP, A TO Blk Stl, Min. Lists player stats for North Texas.

FG % 1st Half: 13-25 52.0% 2nd half: 10-22 45.5% Game: 23-47 48.9%
3FG % 1st Half: 2-8 25.0% 2nd half: 3-10 30.0% Game: 5-18 27.8%
FT % 1st Half: 4-6 66.7% 2nd half: 8-14 57.1% Game: 12-20 60.0%

Officials: Zelton Steed, Roland Simmons, Steve Honacki
Technical fouls: Idaho-SANDERS, Victor. North Texas-HARRIS, DeAndre.
Attendance: 1756

Score by periods table with columns: 1st, 2nd, Total. Rows for Idaho and North Texas.

Last FG - IDAHO 2nd-01:27, NT 2nd-02:22.
Largest lead - IDAHO by 8 1st-06:15, NT by 9 2nd-11:45.
IDAHO led for 17:13, NT led for 17:00. Game was tied for 05:47.

Official Basketball Box Score -- Game Totals -- Final Statistics
Samford vs North Texas
11/24/15 7:30 p.m. at Denton, TX (The Super Pit)

Samford 74 • 4-1

Table with columns: Player, FG-FGA, 3-Ptr, FT-FTA, Rebounds, PF, TP, A TO Blk Stl, Min. Lists player stats for Samford.

FG % 1st Half: 13-29 44.8% 2nd half: 10-23 43.5% Game: 23-52 44.2%
3FG % 1st Half: 1-4 25.0% 2nd half: 2-6 33.3% Game: 3-10 30.0%
FT % 1st Half: 10-14 71.4% 2nd half: 15-19 78.9% Game: 25-33 75.8%

North Texas 72 • 2-2

Table with columns: Player, FG-FGA, 3-Ptr, FT-FTA, Rebounds, PF, TP, A TO Blk Stl, Min. Lists player stats for North Texas.

FG % 1st Half: 10-25 40.0% 2nd half: 11-25 44.0% Game: 21-50 42.0%
3FG % 1st Half: 1-6 16.7% 2nd half: 3-10 30.0% Game: 4-16 25.0%
FT % 1st Half: 9-13 69.2% 2nd half: 17-20 85.0% Game: 26-33 78.8%

Officials: Duke Edsall, Toby Martinez, Mike Brya
Technical fouls: Samford-None. North Texas-None.
Attendance: 1646

Score by periods table with columns: 1st, 2nd, Total. Rows for Samford and North Texas.

Last FG - SAM 2nd-01:05, NT 2nd-00:00.
Largest lead - SAM by 9 2nd-16:01, NT by 7 2nd-10:35.
SAM led for 20:48, NT led for 15:33. Game was tied for 03:39.

Official Basketball Box Score -- Game Totals -- Final Statistics

Troy vs North Texas
11/25/15 4:30 p.m. at Denton, TX (The Super Pit)

Troy 86 • 3-3

Box score table for Troy vs North Texas. Columns include Player, FG-FGA, 3-PT, FT-FTA, Rebounds, PF, TP, A TO Blk Stl, Min. Rows list individual players and team totals.

FG % 1st Half: 12-39 30.8% 2nd half: 18-30 60.0% Game: 30-69 43.5%
3FG % 1st Half: 3-12 25.0% 2nd half: 5-9 55.6% Game: 8-21 38.1%
FT % 1st Half: 4-5 80.0% 2nd half: 14-18 77.8% Game: 18-23 78.3%

North Texas 74 • 2-3

Box score table for North Texas vs Troy. Columns include Player, FG-FGA, 3-PT, FT-FTA, Rebounds, PF, TP, A TO Blk Stl, Min. Rows list individual players and team totals.

FG % 1st Half: 10-28 35.7% 2nd half: 14-28 50.0% Game: 24-56 42.9%
3FG % 1st Half: 1-6 16.7% 2nd half: 5-11 45.5% Game: 6-17 35.3%
FT % 1st Half: 12-13 92.3% 2nd half: 8-13 61.5% Game: 20-26 76.9%

Officials: Kyle Ingram, Greg Rennegarbe, Kelly Davis
Technical fouls: Troy-None. North Texas-None.
Attendance: 1626

Score by periods table for Troy vs North Texas. Columns: 1st, 2nd, Total. Rows: Troy, North Texas.

Last FG - TROY 2nd-01:31, NT 2nd-00:01.
Largest lead - TROY by 17 2nd-00:37, NT by 5 1st-17:15.
TROY led for 28:46. NT led for 06:28. Game was tied for 04:46.

Score tied - 4 times.
Lead changed - 7 times.

Official Basketball Box Score -- Game Totals -- Final Statistics

North Texas vs UNI
11/30/15 7:04 PM at Cedar Falls, Iowa (McLeod Center)

North Texas 70 • 2-4

Box score table for North Texas vs UNI. Columns include Player, FG-FGA, 3-PT, FT-FTA, Rebounds, PF, TP, A TO Blk Stl, Min. Rows list individual players and team totals.

FG % 1st Half: 18-26 69.2% 2nd half: 10-28 35.7% Game: 28-54 51.9%
3FG % 1st Half: 4-9 44.4% 2nd half: 5-14 35.7% Game: 9-23 39.1%
FT % 1st Half: 3-5 60.0% 2nd half: 2-5 40.0% Game: 5-10 50.0%

UNI 93 • 5-1

Box score table for UNI vs North Texas. Columns include Player, FG-FGA, 3-PT, FT-FTA, Rebounds, PF, TP, A TO Blk Stl, Min. Rows list individual players and team totals.

FG % 1st Half: 14-28 50.0% 2nd half: 16-26 61.5% Game: 30-54 55.6%
3FG % 1st Half: 4-10 40.0% 2nd half: 5-10 50.0% Game: 9-20 45.0%
FT % 1st Half: 9-10 90.0% 2nd half: 15-18 83.3% Game: 24-28 85.7%

Officials: John Higgins, Mark Whitehead, Kelly Self
Technical fouls: North Texas-None. UNI-None.
Attendance: 4849

Score by periods table for UNI vs North Texas. Columns: 1st, 2nd, Total. Rows: North Texas, UNI.

Last FG - NT 2nd-01:32, UNI 2nd-00:20.
Largest lead - NT by 5 1st-02:35, UNI by 23 2nd-00:20.
NT led for 10:32. UNI led for 26:33. Game was tied for 02:55.

Score tied - 8 times.
Lead changed - 10 times.

Official Basketball Box Score -- Game Totals -- Final Statistics

North Texas vs UT Arlington
12/3/15 7:00 p.m. at College Park Center - Arlington, Texas

North Texas 67 • 2-5

Box score table for North Texas vs UT Arlington. Columns include Player, FG-FGA, 3-PT, FT-FTA, Rebounds, PF, TP, A TO Blk Stl, Min. Rows list individual players and team totals.

FG % 1st Half: 16-28 57.1% 2nd half: 10-30 33.3% Game: 26-58 44.8%
3FG % 1st Half: 5-11 45.5% 2nd half: 1-6 16.7% Game: 6-17 35.3%
FT % 1st Half: 5-13 38.5% 2nd half: 4-14 28.6% Game: 9-27 33.3%

UT Arlington 90 • 6-2

Box score table for UT Arlington vs North Texas. Columns include Player, FG-FGA, 3-PT, FT-FTA, Rebounds, PF, TP, A TO Blk Stl, Min. Rows list individual players and team totals.

FG % 1st Half: 20-33 60.6% 2nd half: 12-27 44.4% Game: 32-60 53.3%
3FG % 1st Half: 4-8 50.0% 2nd half: 5-10 50.0% Game: 9-18 50.0%
FT % 1st Half: 8-14 57.1% 2nd half: 9-13 69.2% Game: 17-27 63.0%

Officials: Raymond Natili, Gary Maxwell, Tim Gattis
Technical fouls: North Texas-None. UT Arlington-None.
Attendance: 6107

Score by periods table for UT Arlington vs North Texas. Columns: 1st, 2nd, Total. Rows: North Texas, UT Arlington.

Last FG - NT 2nd-01:26, UTA 2nd-01:15.
Largest lead - NT None, UTA by 25 2nd-03:04.
NT led for 00:00. UTA led for 37:16. Game was tied for 02:44.

Score tied - 4 times.
Lead changed - 0 times.

Official Basketball Box Score -- Game Totals -- Final Statistics

SIU vs North Texas
12/5/15 5:00 p.m. at Denton, TX (The Super Pit)

SIU 95 • 8-1

Box score table for SIU vs North Texas. Columns include Player, FG-FGA, 3-PT, FT-FTA, Rebounds, PF, TP, A TO Blk Stl, Min. Rows list individual players and team totals.

FG % 1st Half: 15-22 68.2% 2nd half: 21-31 67.7% Game: 36-53 67.9%
3FG % 1st Half: 4-5 80.0% 2nd half: 6-10 60.0% Game: 10-15 66.7%
FT % 1st Half: 6-9 66.7% 2nd half: 7-10 70.0% Game: 13-19 68.4%

North Texas 63 • 2-6

Box score table for North Texas vs SIU. Columns include Player, FG-FGA, 3-PT, FT-FTA, Rebounds, PF, TP, A TO Blk Stl, Min. Rows list individual players and team totals.

FG % 1st Half: 11-24 45.8% 2nd half: 13-28 46.4% Game: 24-52 46.2%
3FG % 1st Half: 1-7 14.3% 2nd half: 1-11 9.1% Game: 2-18 11.1%
FT % 1st Half: 0-2 0.0% 2nd half: 13-20 65.0% Game: 13-22 59.1%

Officials: Kipp Kissinger, John Hampton, Byron Jarrett
Technical fouls: SIU-Beane,Anthony. North Texas-WARD, Carrington.
Attendance: 2475

Score by periods table for North Texas vs SIU. Columns: 1st, 2nd, Total. Rows: SIU, North Texas.

Last FG - SIU 2nd-00:47, NT 2nd-03:49.
Largest lead - SIU by 33 2nd-00:47, NT by 2 1st-19:31.

Score tied - 1 time.
Lead changed - 1 time.



Official Basketball Box Score -- Game Totals -- Final Statistics

North Texas vs SIU
12/12/15 7:04 PM at Carbondale, IL

North Texas 66 • 2-7

Box score table for North Texas vs SIU. Columns include Player, FG-FGA, 3-PT, FT-FTA, Rebounds, PF, TP, A TO Blk Stl, Min. Totals: 27-59, 5-20, 7-19, 21 22 43, 26 66, 10 21 4 9, 200.

FG % 1st Half: 8-25 32.0% 2nd half: 19-34 55.9% Game: 27-59 45.8%
3FG % 1st Half: 1-8 12.5% 2nd half: 4-12 33.3% Game: 5-20 25.0%
FT % 1st Half: 1-10 10.0% 2nd half: 6-9 66.7% Game: 7-19 36.8%

SIU 74 • 9-2

Box score table for SIU 74 • 9-2. Columns include Player, FG-FGA, 3-PT, FT-FTA, Rebounds, PF, TP, A TO Blk Stl, Min. Totals: 23-51, 9-18, 19-31, 12 19 31, 18 74, 9 13 6 8, 200.

FG % 1st Half: 12-31 38.7% 2nd half: 11-20 55.0% Game: 23-51 45.1%
3FG % 1st Half: 5-12 41.7% 2nd half: 4-6 66.7% Game: 9-18 50.0%
FT % 1st Half: 3-7 42.9% 2nd half: 16-24 66.7% Game: 19-31 61.3%

Officials: Ed Crenshaw, Dwayne Gladden, Jon Stigliano
Technical fouls: North Texas-None. SIU-None.
Attendance: 4839

Score by periods table for North Texas vs SIU. Columns: 1st, 2nd, Total. North Texas: 18, 48, 66. SIU: 32, 42, 74.

Last FG - NT 2nd-00:30, SIU 2nd-01:10.
Largest lead - NT by 4 1st-16:38, SIU by 20 2nd-17:48.
NT led for 03:42. SIU led for 33:24. Game was tied for 02:54.

Score tied - 1 time.
Lead changed - 3 times.

Official Basketball Box Score -- Game Totals -- Final Statistics

Nicholls vs North Texas
12/14/15 7:00 p.m. at Denton, TX (The Super Pit)

Nicholls 60 • 3-5

Box score table for Nicholls vs North Texas. Columns include Player, FG-FGA, 3-PT, FT-FTA, Rebounds, PF, TP, A TO Blk Stl, Min. Totals: 23-55, 5-20, 9-12, 7 25 32, 21 60, 8 14 2 7, 200.

FG % 1st Half: 8-28 28.6% 2nd half: 15-27 55.6% Game: 23-55 41.8%
3FG % 1st Half: 3-10 30.0% 2nd half: 2-10 20.0% Game: 5-20 25.0%
FT % 1st Half: 3-6 50.0% 2nd half: 6-6 100.0% Game: 9-12 75.0%

North Texas 78 • 5-0

Box score table for North Texas 78 • 5-0. Columns include Player, FG-FGA, 3-PT, FT-FTA, Rebounds, PF, TP, A TO Blk Stl, Min. Totals: 26-61, 4-15, 22-30, 17 28 45, 18 78, 13 9 5 9, 200.

FG % 1st Half: 16-34 47.1% 2nd half: 10-27 37.0% Game: 26-61 42.6%
3FG % 1st Half: 4-9 44.4% 2nd half: 0-6 0.0% Game: 4-15 26.7%
FT % 1st Half: 5-6 83.3% 2nd half: 17-24 70.8% Game: 22-30 73.3%

Officials: John Higgins, Paul Janssen, J.B. DeRosa
Technical fouls: Nicholls-None. North Texas-None.
Attendance: 1282

Score by periods table for Nicholls vs North Texas. Columns: 1st, 2nd, Total. Nicholls: 22, 38, 60. North Texas: 41, 37, 78.

Last FG - NICH 2nd-00:13, NT 2nd-00:26.
Largest lead - NICH by 1 1st-19:03, NT by 23 2nd-05:50.
NICH led for 01:08. NT led for 37:56. Game was tied for 00:56.

Score tied - 1 time.
Lead changed - 2 times.

Official Basketball Box Score -- Game Totals -- Final Statistics

MVSUMB vs North Texas
12/17/15 11:30 a.m. at Denton, TX (The Super Pit)

MVSUMB 74 • 0-13

Box score table for MVSUMB vs North Texas. Columns include Player, FG-FGA, 3-PT, FT-FTA, Rebounds, PF, TP, A TO Blk Stl, Min. Totals: 27-72, 1-14, 19-25, 17 26 43, 21 74, 4 10 2 9, 200.

FG % 1st Half: 11-35 31.4% 2nd half: 16-37 43.2% Game: 27-72 37.5%
3FG % 1st Half: 1-10 10.0% 2nd half: 0-4 0.0% Game: 1-14 7.1%
FT % 1st Half: 5-6 83.3% 2nd half: 14-19 73.7% Game: 19-25 76.0%

North Texas 87 • 4-7

Box score table for North Texas 87 • 4-7. Columns include Player, FG-FGA, 3-PT, FT-FTA, Rebounds, PF, TP, A TO Blk Stl, Min. Totals: 32-59, 9-25, 14-23, 7 31 38, 21 87, 19 15 3 5, 200.

FG % 1st Half: 18-31 58.1% 2nd half: 14-28 50.0% Game: 32-59 54.2%
3FG % 1st Half: 6-14 42.9% 2nd half: 3-11 27.3% Game: 9-25 36.0%
FT % 1st Half: 3-10 30.0% 2nd half: 11-13 84.6% Game: 14-23 60.9%

Officials: Steve Olson, Archibald Whaley, Michael Greenstein
Technical fouls: MVSUMB-None. North Texas-None.
Attendance: 2180

Score by periods table for MVSUMB vs North Texas. Columns: 1st, 2nd, Total. MVSUMB: 28, 46, 74. North Texas: 45, 42, 87.

Last FG - MVSUMB 2nd-00:06, NT 2nd-05:32.
Largest lead - MVSUMB by 4 1st-18:00, NT by 27 2nd-09:42.
MVSUMB led for 01:43. NT led for 35:36. Game was tied for 02:41.

Score tied - 2 times.
Lead changed - 5 times.

North Texas 82 • 4-8

Box score table for North Texas 82 • 4-8. Columns include Player, FG-FGA, 3-PT, FT-FTA, Rebounds, PF, TP, A TO Blk Stl, Min. Totals: 27-60, 5-14, 23-32, 9 22 31, 26 82, 13 12 1 3, 200.

FG % 1st Half: 13-29 44.8% 2nd half: 14-31 45.2% Game: 27-60 45.0%
3FG % 1st Half: 3-6 50.0% 2nd half: 2-8 25.0% Game: 5-14 35.7%
FT % 1st Half: 10-15 66.7% 2nd half: 13-17 76.5% Game: 23-32 71.9%

Creighton 105 • 8-4

Box score table for Creighton 105 • 8-4. Columns include Player, FG-FGA, 3-PT, FT-FTA, Rebounds, PF, TP, A TO Blk Stl, Min. Totals: 36-63, 4-17, 29-40, 10 28 38, 20 105, 8 6 10, 200.

FG % 1st Half: 14-28 50.0% 2nd half: 22-35 62.9% Game: 36-63 57.1%
3FG % 1st Half: 2-7 28.6% 2nd half: 2-10 20.0% Game: 4-17 23.5%
FT % 1st Half: 5-11 45.5% 2nd half: 5-11 45.5% Game: 29-40 72.5%

Officials: James Breeding, Terry Oglesby, Evon Burroughs
Technical fouls: North Texas-None. Creighton-None.
Attendance: 17518
Intentional foul with 5:20 left on visitor #1.
Career-high points for CU's Groselle, Hanson, Harrell and Clement.

Score by periods table for Creighton vs North Texas. Columns: 1st, 2nd, Total. North Texas: 39, 43, 82. Creighton: 54, 51, 105.

Last FG - NT 2nd-00:33, CU 2nd-01:39.
Largest lead - NT None, CU by 25 2nd-02:39.
NT led for 00:00. CU led for 39:42. Game was tied for 00:18.

Score tied - 0 times.
Lead changed - 0 times.

Official Basketball Box Score -- Game Totals -- Final Statistics
Sam Houston State vs North Texas
12/29/15 7:00 p.m. at Denton, TX (The Super Pit)

Sam Houston State 64 • 5-8
Table with columns: #, Player, Total, FG-FGA, 3-Ptr, FT-FTA, Rebounds, PF, TP, A TO Blk Stl, Min. Includes team totals and game statistics.

FG % 1st Half: 13-29 44.8% 2nd half: 12-32 37.5% Game: 25-61 41.0%
3FG % 1st Half: 3-9 33.3% 2nd half: 6-15 40.0% Game: 9-24 37.5%
FT % 1st Half: 2-2 100.0% 2nd half: 3-7 42.9% Game: 5-9 55.6%

North Texas 69 • 5-8

Table with columns: #, Player, Total, FG-FGA, 3-Ptr, FT-FTA, Rebounds, PF, TP, A TO Blk Stl, Min. Includes team totals and game statistics.

FG % 1st Half: 11-23 47.8% 2nd half: 10-19 52.6% Game: 21-42 50.0%
3FG % 1st Half: 3-8 37.5% 2nd half: 4-7 57.1% Game: 7-15 46.7%
FT % 1st Half: 6-12 50.0% 2nd half: 14-20 70.0% Game: 20-32 62.5%

Officials: Darron George, Terry Moore, Sean Casey
Technical fouls: Sam Houston State-None, North Texas-None.
Attendance: 1906

Score by periods table with columns: 1st, 2nd, Total. Rows for Sam Houston State and North Texas.

Last FG - SHSU 2nd-00:03, NT 2nd-00:08.
Largest lead - SHSU by 6 2nd-16:18, NT by 11 1st-10:49.
SHSU led for 12:29. NT led for 22:59. Game was tied for 04:32.

Points In Off 2nd Fast Bench table with columns: Points, In Paint, T/O, Chance, Break, Bench. Rows for SHSU and NT.

Score tied - 6 times.
Lead changed - 8 times.

Official Basketball Box Score -- Game Totals -- Final Statistics
North Texas vs UTSA
01/01/16 6 pm at San Antonio, Texas (Convocation Center)

North Texas 70 • 6-8, 1-0 C-USA
Table with columns: #, Player, Total, FG-FGA, 3-Ptr, FT-FTA, Rebounds, PF, TP, A TO Blk Stl, Min. Includes team totals and game statistics.

FG % 1st Half: 10-22 45.5% 2nd half: 14-29 48.3% Game: 24-51 47.1%
3FG % 1st Half: 3-9 33.3% 2nd half: 6-9 66.7% Game: 9-18 50.0%
FT % 1st Half: 2-7 28.6% 2nd half: 11-21 52.4% Game: 13-28 46.4%

UTSA 66 • 2-12, 0-1 C-USA

Table with columns: #, Player, Total, FG-FGA, 3-Ptr, FT-FTA, Rebounds, PF, TP, A TO Blk Stl, Min. Includes team totals and game statistics.

FG % 1st Half: 13-33 39.4% 2nd half: 9-27 33.3% Game: 22-60 36.7%
3FG % 1st Half: 5-13 38.5% 2nd half: 2-7 28.6% Game: 7-20 35.0%
FT % 1st Half: 9-11 81.8% 2nd half: 6-12 50.0% Game: 15-23 62.5%

Officials: Steve Olson, Kipp Kissinger, Keith Kimble
Technical fouls: North Texas-None, UTSA-None.
Attendance: 829

Score by periods table with columns: 1st, 2nd, Total. Rows for North Texas and UTSA.

Last FG - NT 2nd-00:07, UTSA 2nd-00:01.
Largest lead - NT by 10 2nd-04:13, UTSA by 18 1st-01:01.
NT led for 08:15. UTSA led for 30:33. Game was tied for 01:12.

Points In Off 2nd Fast Bench table with columns: Points, In Paint, T/O, Chance, Break, Bench. Rows for North Texas and UTSA.

Score tied - 4 times.
Lead changed - 2 times.

Official Basketball Box Score -- Game Totals -- Final Statistics
North Texas vs UTEP
01/03/16 3 p.m. MT at El Paso, Texas (Don Haskins Center)

North Texas 75 • 6-9 (1-1 CUSA)
Table with columns: #, Player, Total, FG-FGA, 3-Ptr, FT-FTA, Rebounds, PF, TP, A TO Blk Stl, Min. Includes team totals and game statistics.

FG % 1st Half: 12-37 32.4% 2nd half: 16-31 51.6% Game: 28-68 41.2%
3FG % 1st Half: 0-7 0.0% 2nd half: 3-8 37.5% Game: 3-15 20.0%
FT % 1st Half: 7-15 46.7% 2nd half: 9-17 52.9% Game: 16-32 50.0%

UTEP 84 • 10-5 (2-0 CUSA)

Table with columns: #, Player, Total, FG-FGA, 3-Ptr, FT-FTA, Rebounds, PF, TP, A TO Blk Stl, Min. Includes team totals and game statistics.

FG % 1st Half: 15-36 41.7% 2nd half: 14-28 50.0% Game: 29-64 45.3%
3FG % 1st Half: 1-8 12.5% 2nd half: 3-10 30.0% Game: 4-18 22.2%
FT % 1st Half: 10-13 76.9% 2nd half: 12-22 54.5% Game: 22-35 62.9%

Officials: Duke Edsall, Don Daily, Bert Smith
Technical fouls: North Texas-None, UTEP-None.
Attendance: 6585

Score by periods table with columns: 1st, 2nd, Total. Rows for North Texas and UTEP.

Last FG - NT 2nd-04:05, UTEP 2nd-00:52.
Largest lead - NT by 1 2nd-04:05, UTEP by 12 2nd-19:37.
NT led for 00:24. UTEP led for 35:56. Game was tied for 03:40.

Points In Off 2nd Fast Bench table with columns: Points, In Paint, T/O, Chance, Break, Bench. Rows for NT and UTEP.

Score tied - 4 times.
Lead changed - 2 times.

Official Basketball Box Score -- Game Totals -- Final Statistics
Rice vs North Texas
1/9/16 1:00 pm at Denton, TX (The Super Pit)

Rice 74 • 5-11, 0-3 C-USA
Table with columns: #, Player, Total, FG-FGA, 3-Ptr, FT-FTA, Rebounds, PF, TP, A TO Blk Stl, Min. Includes team totals and game statistics.

FG % 1st Half: 6-33 18.2% 2nd half: 18-26 69.2% Game: 24-59 40.7%
3FG % 1st Half: 3-14 21.4% 2nd half: 5-10 50.0% Game: 8-24 33.3%
FT % 1st Half: 7-7 100.0% 2nd half: 11-14 78.6% Game: 18-21 85.7%

North Texas 85 • 7-9, 2-1 C-USA

Table with columns: #, Player, Total, FG-FGA, 3-Ptr, FT-FTA, Rebounds, PF, TP, A TO Blk Stl, Min. Includes team totals and game statistics.

FG % 1st Half: 14-30 46.7% 2nd half: 15-26 57.7% Game: 29-56 51.8%
3FG % 1st Half: 2-7 28.6% 2nd half: 4-9 44.4% Game: 6-16 37.5%
FT % 1st Half: 3-5 60.0% 2nd half: 18-23 78.3% Game: 21-28 75.0%

Officials: Kenny Stilton, Clyde Owens, Nathan Quick
Technical fouls: Rice-None, North Texas-None.
Attendance: 1886

Score by periods table with columns: 1st, 2nd, Total. Rows for Rice and North Texas.

Last FG - RICE 2nd-00:17, NT 2nd-00:29.
Largest lead - RICE by 1 1st-16:46, NT by 24 2nd-12:22.
RICE led for 00:18. NT led for 37:41. Game was tied for 01:33.

Points In Off 2nd Fast Bench table with columns: Points, In Paint, T/O, Chance, Break, Bench. Rows for Rice and North Texas.

Score tied - 2 times.
Lead changed - 2 times.

Official Basketball Box Score -- Game Totals -- Final Statistics Marshall vs North Texas 1/14/16 7:00 p.m. at Denton, TX (The Super Pit)

Marshall 97 • 8-9, 4-0 C-USA

Box score table for Marshall vs North Texas. Columns include Player, FG-FGA, 3-Ptr, FT-FTA, Rebounds, PF, TP, A TO Blk Stl, Min. Totals: 35-76 14-34 13-22 12 36 48 18 97 18 10 7 7 200

FG % 1st Half: 21-37 56.8% 2nd half: 14-39 35.9% Game: 35-76 46.1% 3FG % 1st Half: 10-18 55.6% 2nd half: 4-16 25.0% Game: 14-34 41.2% FT % 1st Half: 9-13 69.2% 2nd half: 4-9 44.4% Game: 13-22 59.1%

North Texas 78 • 7-10, 2-2 C-USA

Box score table for North Texas vs Marshall. Columns include Player, FG-FGA, 3-Ptr, FT-FTA, Rebounds, PF, TP, A TO Blk Stl, Min. Totals: 30-76 4-14 14-27 17 34 51 17 78 5 10 4 8 200

FG % 1st Half: 13-37 35.1% 2nd half: 17-39 43.6% Game: 30-76 39.5% 3FG % 1st Half: 0-5 0.0% 2nd half: 4-9 44.4% Game: 4-14 28.6% FT % 1st Half: 7-16 43.8% 2nd half: 7-11 63.6% Game: 14-27 51.9%

Officials: Kelly Self, Patrick Adams, Bert Smith Technical fouls: Marshall-None. North Texas-None. Attendance: 1585

Score by periods table for Marshall vs North Texas. Shows 1st, 2nd, and Total scores for both teams.

Last FG - MAR 2nd-01:53, NT 2nd-00:34. Largest lead - MAR by 33 2nd-15:54, NT None. MAR led for 39:23. NT led for 00:00. Game was tied for 00:37.

Score tied - 0 times. Lead changed - 0 times.

Official Basketball Box Score -- Game Totals -- Final Statistics WKU vs North Texas 1/16/16 7:00 p.m. at Denton, TX (The Super Pit)

WKU 81 • 10-8, 2-4 C-USA

Box score table for WKU vs North Texas. Columns include Player, FG-FGA, 3-Ptr, FT-FTA, Rebounds, PF, TP, A TO Blk Stl, Min. Totals: 26-58 7-15 22-30 17 22 39 23 81 11 14 2 6 200

FG % 1st Half: 15-30 50.0% 2nd half: 11-28 39.3% Game: 26-58 44.8% 3FG % 1st Half: 4-7 57.1% 2nd half: 3-8 37.5% Game: 7-15 46.7% FT % 1st Half: 7-12 58.3% 2nd half: 15-18 83.3% Game: 22-30 73.3%

North Texas 76 • 7-11, 2-3 C-USA

Box score table for North Texas vs WKU. Columns include Player, FG-FGA, 3-Ptr, FT-FTA, Rebounds, PF, TP, A TO Blk Stl, Min. Totals: 27-56 7-21 15-26 12 20 32 25 76 8 13 7 4 200

FG % 1st Half: 13-31 41.9% 2nd half: 14-25 56.0% Game: 27-56 48.2% 3FG % 1st Half: 4-11 36.4% 2nd half: 3-10 30.0% Game: 7-21 33.3% FT % 1st Half: 8-10 80.0% 2nd half: 7-16 43.8% Game: 15-26 57.7%

Officials: Rick Randall, John St. Clair, Toby Martinez Technical fouls: WKU-WATERS, Anton. North Texas-COMBS, Jeremy. Attendance: 1903

Score by periods table for North Texas vs WKU. Shows 1st, 2nd, and Total scores for both teams.

Last FG - WKU 2nd-02:30, NT 2nd-00:10. Largest lead - WKU by 9 2nd-11:39, NT by 9 1st-13:59. WKU led for 22:39. NT led for 12:14. Game was tied for 00:07.

Score tied - 6 times. Lead changed - 9 times.

Official Basketball Box Score -- Game Totals -- Final Statistics North Texas vs Middle Tennessee 01/21/16 6:30 PM at Murfreesboro, Tenn.

North Texas 64 • 7-12, 2-4 C-USA

Box score table for North Texas vs Middle Tennessee. Columns include Player, FG-FGA, 3-Ptr, FT-FTA, Rebounds, PF, TP, A TO Blk Stl, Min. Totals: 23-53 5-11 13-26 7 24 31 10 64 10 17 1 6 200

FG % 1st Half: 12-26 46.2% 2nd half: 11-27 40.7% Game: 23-53 43.4% 3FG % 1st Half: 4-6 66.7% 2nd half: 1-5 20.0% Game: 5-11 45.5% FT % 1st Half: 4-5 80.0% 2nd half: 9-21 42.9% Game: 13-26 50.0%

Middle Tennessee 86 • 13-5, 5-1 C-USA

Box score table for Middle Tennessee vs North Texas. Columns include Player, FG-FGA, 3-Ptr, FT-FTA, Rebounds, PF, TP, A TO Blk Stl, Min. Totals: 37-71 8-24 4-11 15 30 45 23 86 19 13 6 8 200

FG % 1st Half: 15-37 40.5% 2nd half: 22-34 64.7% Game: 37-71 52.1% 3FG % 1st Half: 3-13 23.1% 2nd half: 5-11 45.5% Game: 8-24 33.3% FT % 1st Half: 1-4 25.0% 2nd half: 3-7 42.9% Game: 4-11 36.4%

Officials: Don Daily, Antonio Petty, Rick Crawford Technical fouls: North Texas-None. Middle Tennessee-None. Attendance: 3826

Score by periods table for Middle Tennessee vs North Texas. Shows 1st, 2nd, and Total scores for both teams.

Last FG - NT 2nd-00:12, MT 2nd-00:41. Largest lead - NT by 4 1st-17:14, MT by 25 2nd-00:41. NT led for 03:18. MT led for 33:19. Game was tied for 03:23.

Score tied - 6 times. Lead changed - 7 times.

North Texas vs UAB 01/23/16 7:00 p.m. at Birmingham, Ala. - Bartow Arena

North Texas 57 • 7-13, 2-5

Box score table for North Texas vs UAB. Columns include Player, FG-FGA, 3-Ptr, FT-FTA, Rebounds, PF, TP, A TO Blk Stl, Min. Totals: 23-62 2-17 9-9 20 20 40 16 57 11 18 0 3 200

FG % 1st Half: 14-29 48.3% 2nd half: 9-33 27.3% Game: 23-62 37.1% 3FG % 1st Half: 2-5 40.0% 2nd half: 0-12 0.0% Game: 2-17 11.8% FT % 1st Half: 5-5 100.0% 2nd half: 4-4 100.0% Game: 9-9 100.0%

UAB 78 • 17-3, 7-0

Box score table for UAB vs North Texas. Columns include Player, FG-FGA, 3-Ptr, FT-FTA, Rebounds, PF, TP, A TO Blk Stl, Min. Totals: 30-60 7-25 11-14 12 19 31 13 78 23 9 9 10 200

FG % 1st Half: 14-31 45.2% 2nd half: 16-29 55.2% Game: 30-60 50.0% 3FG % 1st Half: 3-14 21.4% 2nd half: 4-11 36.4% Game: 7-25 28.0% FT % 1st Half: 2-4 50.0% 2nd half: 9-10 90.0% Game: 11-14 78.6%

Officials: Gary Maxwell, Tony Henderson, Ed Crenshaw Technical fouls: North Texas-None. UAB-None. Attendance: 6835

Score by periods table for UAB vs North Texas. Shows 1st, 2nd, and Total scores for both teams.

Last FG - NT 2nd-05:06, UAB 2nd-02:11. Largest lead - NT by 8 1st-05:30, UAB by 21 2nd-00:23. NT led for 18:21. UAB led for 18:26. Game was tied for 03:13.

Score tied - 6 times. Lead changed - 3 times.

Official Basketball Box Score -- Game Totals -- Final Statistics
North Texas vs Rice
1/30/16 7 p.m. at Houston, Texas (Tudor Fieldhouse)

North Texas 87 • 7-14, 2-6 C-USA

Table with columns: #, Player, FG-FGA, 3-FGA, FT-FTA, Rebounds, PF, TP, A TO Blk Stl, Min. Rows include COMBS, KATENDA, BROWN, JOHNSON, REESE, WARD, WHITE-PITTMAN, HOLSTON, FULLER, Team.

FG % 1st Half: 13-32 40.6% 2nd half: 19-29 65.5% Game: 32-61 52.5%
3FG % 1st Half: 2-9 22.2% 2nd half: 5-13 38.5% Game: 7-22 31.8%
FT % 1st Half: 9-13 69.2% 2nd half: 7-9 77.8% Game: 16-22 72.7%

Rice 95 • 7-14, 2-6 C-USA

Table with columns: #, Player, FG-FGA, 3-FGA, FT-FTA, Rebounds, PF, TP, A TO Blk Stl, Min. Rows include KOULICHEV, DRONE, CASHAW, GUERCY, EVANS, LETCHER-ELLIS, MENCY, Team.

FG % 1st Half: 14-29 48.3% 2nd half: 16-25 64.0% Game: 30-54 55.6%
3FG % 1st Half: 5-15 33.3% 2nd half: 6-8 75.0% Game: 11-23 47.8%
FT % 1st Half: 7-7 100.0 2nd half: 17-19 89.5% Game: 24-26 92.3%

Officials: Rodrick Dixon, Ty Meixsell, Rusty Phillips
Technical fouls: North Texas-None. Rice-None.
Attendance: 2515

Score by periods table with columns: 1st, 2nd, Total. Rows for North Texas and Rice.

Last FG - NT 2nd-00:15. RICE 2nd-03:06.
Largest lead - NT by 6 1st-12:26, RICE by 12 2nd-02:18.
NT led for 05:14. RICE led for 30:31. Game was tied for 04:15.

Points in Paint, Off T/O, 2nd Chance, Fast Break, Bench. Rows for NT and RICE.

Score tied - 8 times.
Lead changed - 10 times.

Official Basketball Box Score -- Game Totals -- Final Statistics
USM vs North Texas
2/4/16 8:00 p.m. at Denton, TX (The Super Pit)

USM 54 • 7-13, 4-5 C-USA

Table with columns: #, Player, FG-FGA, 3-FGA, FT-FTA, Rebounds, PF, TP, A TO Blk Stl, Min. Rows include WATTS, CAMPBELL, JACKSON, PRICE, BLEVINS, EDWARDS, THOMAS III, ROY, ROWE, O'DONNELL, Team.

FG % 1st Half: 9-25 36.0% 2nd half: 9-24 37.5% Game: 18-49 36.7%
3FG % 1st Half: 3-12 25.0% 2nd half: 4-12 33.3% Game: 7-24 29.2%
FT % 1st Half: 5-8 62.5% 2nd half: 6-15 40.0% Game: 11-23 47.8%

North Texas 70 • 8-14, 3-6 C-USA

Table with columns: #, Player, FG-FGA, 3-FGA, FT-FTA, Rebounds, PF, TP, A TO Blk Stl, Min. Rows include COMBS, KATENDA, BROWN, JOHNSON, REESE, WARD, WHITE-PITTMAN, HOLSTON, FULLER, BRICE JR, GROSS, EAGLIN, Team.

FG % 1st Half: 10-26 38.5% 2nd half: 11-21 52.4% Game: 21-47 44.7%
3FG % 1st Half: 5-10 50.0% 2nd half: 3-7 42.9% Game: 8-17 47.1%
FT % 1st Half: 4-4 100.0 2nd half: 16-21 76.2% Game: 20-25 80.0%

Officials: Paul Janssen, Lee Cassell, Mark Schnur
Technical fouls: USM-JACKSON, Kourtlin. North Texas-TEAM.
Attendance: 1607

Score by periods table with columns: 1st, 2nd, Total. Rows for USM and North Texas.

Last FG - USM 2nd-00:36, NT 2nd-03:50.
Largest lead - USM None, NT by 19 2nd-01:19.
USM led for 00:00. NT led for 37:31. Game was tied for 02:29.

Points in Paint, Off T/O, 2nd Chance, Fast Break, Bench. Rows for USM and North Texas.

Score tied - 1 time.
Lead changed - 0 times.

Official Basketball Box Score -- Game Totals -- Final Statistics
LA Tech vs North Texas
2/6/16 3:00 p.m. at Denton, TX (The Super Pit)

LA Tech 69 • 17-6, 6-4 C-USA

Table with columns: #, Player, FG-FGA, 3-FGA, FT-FTA, Rebounds, PF, TP, A TO Blk Stl, Min. Rows include MCCREE, HOLDEN, HAMILTON, GRIFFIN, BOYKINS, JEAN, LUCKETT, SHEPPARD, WASHINGTON, Team.

FG % 1st Half: 12-27 44.4% 2nd half: 10-25 40.0% Game: 22-52 42.3%
3FG % 1st Half: 1-8 12.5% 2nd half: 1-8 12.5% Game: 2-16 12.5%
FT % 1st Half: 15-18 83.3% 2nd half: 8-15 53.3% Game: 23-33 69.7%

North Texas 80 • 9-14, 4-6 C-USA

Table with columns: #, Player, FG-FGA, 3-FGA, FT-FTA, Rebounds, PF, TP, A TO Blk Stl, Min. Rows include COMBS, KATENDA, BROWN, JOHNSON, REESE, WARD, WHITE-PITTMAN, HOLSTON, BRICE JR, Team.

FG % 1st Half: 10-23 43.5% 2nd half: 12-19 63.2% Game: 22-42 52.4%
3FG % 1st Half: 1-8 12.5% 2nd half: 5-7 71.4% Game: 6-15 40.0%
FT % 1st Half: 9-11 81.8% 2nd half: 21-29 72.4% Game: 30-40 75.0%

Officials: Jeb Hartness, Jeff Malham, Ross Cullins Jr.
Technical fouls: LA Tech-None. North Texas-TEAM.
Attendance: 4610

Score by periods table with columns: 1st, 2nd, Total. Rows for LA Tech and North Texas.

Last FG - TECH 2nd-00:24, NT 2nd-00:46.
Largest lead - TECH by 11 1st-02:14, NT by 13 2nd-00:46.
TECH led for 24:43. NT led for 14:29. Game was tied for 00:48.

Points in Paint, Off T/O, 2nd Chance, Fast Break, Bench. Rows for TECH and NT.

Score tied - 2 times.
Lead changed - 3 times.

Official Basketball Box Score -- Game Totals -- Final Statistics
North Texas vs Old Dominion
02/11/16 7:00 PM at Norfolk, Va.

North Texas 47 • 9-15, 4-7 C-USA

Table with columns: #, Player, FG-FGA, 3-FGA, FT-FTA, Rebounds, PF, TP, A TO Blk Stl, Min. Rows include COMBS, KATENDA, BROWN, JOHNSON, REESE, WARD, WHITE-PITTMAN, FULLER, BRICE JR, EAGLIN, Team.

FG % 1st Half: 9-25 36.0% 2nd half: 7-26 26.9% Game: 16-51 31.4%
3FG % 1st Half: 1-7 14.3% 2nd half: 2-12 16.7% Game: 3-19 15.8%
FT % 1st Half: 5-8 62.5% 2nd half: 7-11 63.6% Game: 12-19 63.2%

Old Dominion 67 • 14-10, 7-4 C-USA

Table with columns: #, Player, FG-FGA, 3-FGA, FT-FTA, Rebounds, PF, TP, A TO Blk Stl, Min. Rows include TAYLOR, TALLEY, STITH, BAKER, FREEMAN, BACOTE, CAVER, VASSOR, BIBERAJ, Team.

FG % 1st Half: 6-18 33.3% 2nd half: 17-33 51.5% Game: 23-51 45.1%
3FG % 1st Half: 2-7 28.6% 2nd half: 1-6 16.7% Game: 3-13 23.1%
FT % 1st Half: 7-11 63.6% 2nd half: 11-17 64.7% Game: 18-28 64.3%

Officials: Rick Crawford, Darron George and Raymond Styons
Technical fouls: North Texas-None. Old Dominion-None.
Attendance: 6250
Career High points for Stith

Score by periods table with columns: 1st, 2nd, Total. Rows for North Texas and Old Dominion.

Last FG - NT 2nd-00:58, ODU 2nd-00:23.
Largest lead - NT by 5 1st-00:52, ODU by 20 2nd-00:23.
NT led for 10:28. ODU led for 24:20. Game was tied for 05:12.

Points in Paint, Off T/O, 2nd Chance, Fast Break, Bench. Rows for North Texas and Old Dominion.

Score tied - 4 times.
Lead changed - 7 times.

Official Basketball Box Score -- Game Totals -- Final Statistics
North Texas vs Charlotte
02/13/16 4:00 pm at Charlotte, N.C. (Hilton Arena)

North Texas 79 • 9-16, 4-8 C-USA

Table with columns: #, Player, FG-FGA, 3-PT, FT-FTA, Rebounds, PF, TP, A TO Blk Stl, Min. Includes player stats for COMBS, KATENDA, BROWN, etc.

FG % 1st Half: 10-28 35.7% 2nd half: 16-32 50.0% Game: 26-60 43.3%
3FG % 1st Half: 1-4 25.0% 2nd half: 2-10 20.0% Game: 3-14 21.4%
FT % 1st Half: 14-16 87.5% 2nd half: 10-15 66.7% Game: 24-31 77.4%

Charlotte 103 • 10-15, 6-6 C-USA

Table with columns: #, Player, FG-FGA, 3-PT, FT-FTA, Rebounds, PF, TP, A TO Blk Stl, Min. Includes player stats for UCHEBO, OGBUEZE, WHITE, etc.

FG % 1st Half: 18-29 62.1% 2nd half: 15-29 51.7% Game: 33-58 56.9%
3FG % 1st Half: 10-17 58.8% 2nd half: 4-14 28.6% Game: 14-31 45.2%
FT % 1st Half: 10-12 83.3% 2nd half: 13-16 81.3% Game: 23-28 82.1%

Officials: Andrew Walton, Ty Melksell, Toby Martinez
Technical fouls: North Texas-TEAM. Charlotte-None.
Attendance: 4444

Score by periods table with columns: 1st, 2nd, Total. Shows scores for North Texas and Charlotte.

Last FG - NT 2nd-01:31, CHA 2nd-00:25.
Largest lead - NT None, CHA by 30 2nd-04:50.
NT led for 00:00. CHA led for 39:09. Game was tied for 00:51.

Official Basketball Box Score -- Game Totals -- Final Statistics
FIU vs North Texas
2/18/16 7:00 p.m. at Denton, TX (The Super Pit)

FIU 75 • 12-15, 6-8 C-USA

Table with columns: #, Player, FG-FGA, 3-PT, FT-FTA, Rebounds, PF, TP, A TO Blk Stl, Min. Includes player stats for DRAPER, DIAZ, BOSWELL, etc.

FG % 1st Half: 16-29 55.2% 2nd half: 13-27 48.1% Game: 29-56 51.8%
3FG % 1st Half: 3-9 33.3% 2nd half: 6-10 60.0% Game: 9-19 47.4%
FT % 1st Half: 2-2 100.0 2nd half: 6-10 60.0% Game: 8-12 66.7%

North Texas 77 • 10-16, 5-8 C-USA

Table with columns: #, Player, FG-FGA, 3-PT, FT-FTA, Rebounds, PF, TP, A TO Blk Stl, Min. Includes player stats for COMBS, KATENDA, BROWN, etc.

FG % 1st Half: 11-26 42.3% 2nd half: 11-29 37.9% Game: 22-55 40.0%
3FG % 1st Half: 6-14 42.9% 2nd half: 5-13 38.5% Game: 11-27 40.7%
FT % 1st Half: 7-9 77.8% 2nd half: 15-20 75.0% Game: 22-29 75.9%

Officials: Bryan Kersey, Bert Smith, Ed Crenshaw
Technical fouls: FIU-None. North Texas-None.
Attendance: 2156

Score by periods table with columns: 1st, 2nd, Total. Shows scores for FIU and North Texas.

Last FG - FIU 2nd-02:12, NT 2nd-00:19.
Largest lead - FIU by 12 2nd-06:04, NT by 4 1st-03:09.
FIU led for 24:00. NT led for 08:58. Game was tied for 07:02.

Official Basketball Box Score -- Game Totals -- Final Statistics
FAU vs North Texas
2/20/16 7:00 p.m. at Denton, TX (The Super Pit)

FAU 62 • 7-21, 5-10 C-USA

Table with columns: #, Player, FG-FGA, 3-PT, FT-FTA, Rebounds, PF, TP, A TO Blk Stl, Min. Includes player stats for Cylla, Delph, Filer, etc.

FG % 1st Half: 8-27 29.6% 2nd half: 11-26 42.3% Game: 19-53 35.8%
3FG % 1st Half: 5-12 41.7% 2nd half: 5-11 45.5% Game: 10-23 43.5%
FT % 1st Half: 4-4 100.0 2nd half: 10-12 83.3% Game: 14-16 87.5%

North Texas 70 • 11-16, 6-8 C-USA

Table with columns: #, Player, FG-FGA, 3-PT, FT-FTA, Rebounds, PF, TP, A TO Blk Stl, Min. Includes player stats for COMBS, KATENDA, BROWN, etc.

FG % 1st Half: 14-36 38.9% 2nd half: 11-20 55.0% Game: 25-56 44.6%
3FG % 1st Half: 2-4 50.0% 2nd half: 1-2 50.0% Game: 3-6 50.0%
FT % 1st Half: 0-0 0.0% 2nd half: 17-25 68.0% Game: 17-25 68.0%

Officials:
Technical fouls: FAU-None. North Texas-TEAM.
Attendance: 1466

Score by periods table with columns: 1st, 2nd, Total. Shows scores for FAU and North Texas.

Last FG - FAU 2nd-01:04, NT 2nd-03:04.
Largest lead - FAU None, NT by 11 2nd-03:04.
FAU led for 00:00. NT led for 39:38. Game was tied for 00:22.

Official Basketball Box Score -- Game Totals -- Final Statistics
North Texas vs LA Tech
2/25/16 8:05 PM at Thomas Assembly Center (Ruston, La.)

North Texas 62 • 11-17, 6-9 C-USA

Table with columns: #, Player, FG-FGA, 3-PT, FT-FTA, Rebounds, PF, TP, A TO Blk Stl, Min. Includes player stats for COMBS, KATENDA, BROWN, etc.

FG % 1st Half: 10-35 28.6% 2nd half: 13-24 54.2% OT: 1-6 16.7% Game: 24-65 36.9%
3FG % 1st Half: 2-11 18.2% 2nd half: 2-5 40.0% OT: 0-2 0.0% Game: 4-18 22.2%
FT % 1st Half: 2-2 100.0 2nd half: 7-12 58.3% OT: 1-3 33.3% Game: 10-17 58.8%

LA Tech 73 • 21-7, 10-5 C-USA

Table with columns: #, Player, FG-FGA, 3-PT, FT-FTA, Rebounds, PF, TP, A TO Blk Stl, Min. Includes player stats for HOLDEN, WASHINGTON, HAMILTON, etc.

FG % 1st Half: 9-25 36.0% 2nd half: 11-20 55.0% OT: 3-6 50.0% Game: 23-51 45.1%
3FG % 1st Half: 3-8 37.5% 2nd half: 2-5 40.0% OT: 1-1 100.0 Game: 6-14 42.9%
FT % 1st Half: 2-6 33.3% 2nd half: 12-21 57.1% OT: 7-8 87.5% Game: 21-35 60.0%

Officials: Steve Olson, Paul Janssen, Kelly Self
Technical fouls: North Texas-None. LA Tech-None.
Attendance: 3092

Score by periods table with columns: 1st, 2nd, OT, Total. Shows scores for North Texas and LA Tech.

Last FG - NT OT-00:43, TECH OT-01:07.
Largest lead - NT by 5 2nd-11:41, TECH by 11 OT-00:25.
NT led for 15:09. TECH led for 23:12. Game was tied for 06:39.

Official Basketball Box Score -- Game Totals -- Final Statistics North Texas vs USM 2/27/16 7 pm at Hattiesburg, Miss. (Reed Green Coliseum)

North Texas 70 • 11-18, 6-10

Box score table for North Texas vs USM. Columns: Player, FG-FGA, 3-Ptr, FT-FTA, Rebounds, PF, TP, A TO Blk Stl, Min. Rows include COMBS, KATENDA, BROWN, etc.

FG % 1st Half: 10-22 45.5% 2nd half: 11-32 34.4% Game: 21-54 38.9% Deadball Rebounds 3
3FG % 1st Half: 4-9 44.4% 2nd half: 5-15 33.3% Game: 9-24 37.5%
FT % 1st Half: 6-9 66.7% 2nd half: 13-19 68.4% Game: 19-28 67.9%

USM 81 • 8-19, 5-11

Box score table for USM. Columns: Player, FG-FGA, 3-Ptr, FT-FTA, Rebounds, PF, TP, A TO Blk Stl, Min. Rows include WATTS, O'DONNELL, JACKSON, etc.

FG % 1st Half: 12-25 48.0% 2nd half: 10-21 47.6% Game: 22-46 47.8% Deadball Rebounds 5
3FG % 1st Half: 6-17 35.3% 2nd half: 5-10 50.0% Game: 11-27 40.7%
FT % 1st Half: 5-8 62.5% 2nd half: 21-29 72.4% Game: 26-37 70.3%

Officials: Tyler Kumpf (R), Kevin Mathis (U1), J.W. Lucas (U2)
Technical fouls: North Texas-None. USM-None.
Attendance: 3693

Score by periods table for North Texas vs USM. Columns: 1st, 2nd, Total. Rows: North Texas, USM.

Last FG - NT 2nd-00:05, USM 2nd-02:06.
Largest lead - NT None, USM by 17 2nd-06:02.
NT led for 00:00. USM led for 39:30. Game was tied for 00:30.

Official Basketball Box Score -- Game Totals -- Final Statistics Old Dominion vs North Texas 3/3/16 7:00 p.m. at Denton, TX (The Super Pit)

Old Dominion 76 • 18-12, 11-6 CUSA

Box score table for Old Dominion vs North Texas. Columns: Player, FG-FGA, 3-Ptr, FT-FTA, Rebounds, PF, TP, A TO Blk Stl, Min. Rows include TAYLOR, TALLEY, STITH, etc.

FG % 1st Half: 14-35 40.0% 2nd half: 16-28 57.1% Game: 30-63 47.6% Deadball Rebounds 3
3FG % 1st Half: 2-13 15.4% 2nd half: 3-6 50.0% Game: 5-19 26.3%
FT % 1st Half: 0-0 0.0% 2nd half: 11-17 64.7% Game: 11-17 64.7%

North Texas 70 • 11-19, 6-11 CUSA

Box score table for North Texas vs Old Dominion. Columns: Player, FG-FGA, 3-Ptr, FT-FTA, Rebounds, PF, TP, A TO Blk Stl, Min. Rows include COMBS, KATENDA, HOLSTON, etc.

FG % 1st Half: 8-26 30.8% 2nd half: 13-34 38.2% Game: 21-60 35.0% Deadball Rebounds 1
3FG % 1st Half: 1-6 16.7% 2nd half: 4-12 33.3% Game: 5-18 27.8%
FT % 1st Half: 7-9 77.8% 2nd half: 16-17 94.1% Game: 23-26 88.5%

Officials: Zelton Steed, Terry Oglesby, Jeb Hartness
Technical fouls: Old Dominion-None. North Texas-None.
Attendance: 1878

Score by periods table for Old Dominion vs North Texas. Columns: 1st, 2nd, Total. Rows: Old Dominion, North Texas.

Last FG - ODU 2nd-01:44, NT 2nd-00:40.
Largest lead - ODU by 17 2nd-15:11, NT by 3 1st-08:35.
ODU led for 31:30. NT led for 03:59. Game was tied for 04:31.

Official Basketball Box Score -- Game Totals -- Final Statistics Charlotte vs North Texas 3/5/16 7:00 p.m. at Denton, TX (The Super Pit)

Charlotte 77 • 13-18, 9-9 CUSA

Box score table for Charlotte vs North Texas. Columns: Player, FG-FGA, 3-Ptr, FT-FTA, Rebounds, PF, TP, A TO Blk Stl, Min. Rows include UCHEBO, OGBUEZE, WHITE, etc.

FG % 1st Half: 13-35 37.1% 2nd half: 17-33 51.5% Game: 30-68 44.1% Deadball Rebounds 1
3FG % 1st Half: 3-12 25.0% 2nd half: 1-7 14.3% Game: 4-19 21.1%
FT % 1st Half: 9-11 81.8% 2nd half: 4-6 66.7% Game: 13-17 76.5%

North Texas 80 • 12-19, 7-11 CUSA

Box score table for North Texas vs Charlotte. Columns: Player, FG-FGA, 3-Ptr, FT-FTA, Rebounds, PF, TP, A TO Blk Stl, Min. Rows include HOLSTON, KATENDA, JOHNSON, etc.

FG % 1st Half: 16-39 41.0% 2nd half: 14-23 60.9% Game: 30-62 48.4% Deadball Rebounds 0
3FG % 1st Half: 2-10 20.0% 2nd half: 5-8 62.5% Game: 7-18 38.9%
FT % 1st Half: 3-5 60.0% 2nd half: 10-12 83.3% Game: 13-17 76.5%

Officials: Gary Maxwell, Peter Juzenas, Tommy Short
Technical fouls: Charlotte-None. North Texas-None.
Attendance: 2156

Score by periods table for Charlotte vs North Texas. Columns: 1st, 2nd, Total. Rows: Charlotte, North Texas.

Last FG - CHA 2nd-02:02, NT 2nd-03:58.
Largest lead - CHA by 7 1st-08:53, NT by 7 2nd-12:16.
CHA led for 19:58. NT led for 18:19. Game was tied for 01:43.

**North Texas Basketball**

North Texas Team High/Low Analysis (as of Mar 06, 2016)

**All games****North Texas - TEAM GAME HIGHS**

POINTS	112	JARVIS CHRISTIAN (11/13/15)
	110	TEXAS COLLEGE (11/16/15)
	87	at Rice (1/30/16)
	87	MVSUMBB (12/17/15)
	85	RICE (1/9/16)
FIELD GOALS MADE	40	TEXAS COLLEGE (11/16/15)
	37	JARVIS CHRISTIAN (11/13/15)
FIELD GOAL ATTEMPTS	76	MARSHALL (1/14/16)
	71	JARVIS CHRISTIAN (11/13/15)
FIELD GOAL PERCENTAGE	.588 (40-68)	TEXAS COLLEGE (11/16/15)
	.542 (32-59)	MVSUMBB (12/17/15)
3 PT FIELD GOALS MADE	11	FIU (2/18/16)
	9	at USM (2/27/16)
	9	at UTSA (01/01/16)
	9	MVSUMBB (12/17/15)
	9	at UNI (11/30/15)
	9	JARVIS CHRISTIAN (11/13/15)
3 PT FG ATTEMPTS	27	FIU (2/18/16)
	25	MVSUMBB (12/17/15)
3 PT FG PERCENTAGE	.500 (9-18)	at UTSA (01/01/16)
	.500 (3-6)	FAU (2/20/16)
FREE THROWS MADE	30	LA TECH (2/6/16)
	29	JARVIS CHRISTIAN (11/13/15)
FREE THROW ATTEMPTS	54	JARVIS CHRISTIAN (11/13/15)
	40	LA TECH (2/6/16)
FREE THROW PERCENTAGE	1.000 (9-9)	at UAB (01/23/16)
	.885 (23-26)	OLD DOMINION (3/3/16)
REBOUNDS	63	JARVIS CHRISTIAN (11/13/15)
	51	MARSHALL (1/14/16)
ASSISTS	20	TEXAS COLLEGE (11/16/15)
	19	MVSUMBB (12/17/15)
STEALS	12	at UT Arlington (12/3/15)
	10	USM (2/4/16)
	10	RICE (1/9/16)
	10	TEXAS COLLEGE (11/16/15)
BLOCKED SHOTS	7	WKU (1/16/16)
	6	USM (2/4/16)
	6	TROY (11/25/15)
	6	TEXAS COLLEGE (11/16/15)
TURNOVERS	22	IDAHO (11/23/15)
	21	at SIU (12/12/15)
FOULS	32	IDAHO (11/23/15)
	28	at USM (2/27/16)
	28	LA TECH (2/6/16)
	28	at UTEP (01/03/16)

**North Texas - INDIVIDUAL GAME HIGHS**

Points	32	JOHNSON, Deckie vs FIU (2/18/16)
	28	COMBS, Jeremy vs Marshall (1/14/16)
	27	JOHNSON, Deckie vs Sam Houston State (12/29/15)
	26	JOHNSON, Deckie vs MVSUMBB (12/17/15)
	25	COMBS, Jeremy at Rice (1/30/16)
Field Goals Made	25	REESE, J-Mychal at SIU (12/12/15)
	12	COMBS, Jeremy at Charlotte (02/13/16)
Field Goal Att.	12	COMBS, Jeremy vs Marshall (1/14/16)
	22	REESE, J-Mychal vs Marshall (1/14/16)
FG Pct (min 5 made)	21	JOHNSON, Deckie vs FIU (2/18/16)
	21	REESE, J-Mychal at UTEP (01/03/16)
	.900 (9-10)	COMBS, Jeremy at Rice (1/30/16)
3-Point FG Made	.857 (12-14)	COMBS, Jeremy at Charlotte (02/13/16)
	.857 (6-7)	COMBS, Jeremy vs Idaho (11/23/15)
3-Point FG Att.	8	JOHNSON, Deckie vs FIU (2/18/16)
	6	JOHNSON, Deckie vs MVSUMBB (12/17/15)
3-Pt FG Pct (min 2 made)	16	JOHNSON, Deckie vs FIU (2/18/16)
	11	JOHNSON, Deckie at LA Tech (2/25/16)
	11	JOHNSON, Deckie vs MVSUMBB (12/17/15)
Free Throws Made	1.000 (4-4)	HARRIS, DeAndre vs Texas College (11/16/15)
	1.000 (2-2)	REESE, J-Mychal at Middle Tennessee (01/21/16)
	1.000 (2-2)	WARD, Carrington vs Troy (11/25/15)
Free Throw Att.	12	COMBS, Jeremy vs Samford (11/24/15)
	10	JOHNSON, Deckie vs Old Dominion (3/3/16)
FT Pct (min 3 made)	16	COMBS, Jeremy vs Samford (11/24/15)
	12	JOHNSON, Deckie vs Sam Houston State (12/29/15)
	1.000 (10-10)	JOHNSON, Deckie vs Old Dominion (3/3/16)
	1.000 (8-8)	JOHNSON, Deckie vs FIU (2/18/16)
	1.000 (8-8)	REESE, J-Mychal vs USM (2/4/16)
	1.000 (6-6)	WARD, Carrington at Charlotte (02/13/16)
	1.000 (6-6)	JOHNSON, Deckie at UTSA (01/01/16)
	1.000 (6-6)	HOLSTON, Allante at Creighton (12-21-15)
	1.000 (6-6)	REESE, J-Mychal vs Jarvis Christian (11/13/15)
	1.000 (5-5)	REESE, J-Mychal vs Old Dominion (3/3/16)
	1.000 (5-5)	COMBS, Jeremy at UAB (01/23/16)
	1.000 (4-4)	JOHNSON, Deckie vs Charlotte (3/5/16)
	1.000 (4-4)	REESE, J-Mychal vs LA Tech (2/6/16)
	1.000 (4-4)	JOHNSON, Deckie at UAB (01/23/16)
	1.000 (4-4)	KATENDA, Eric vs WKU (1/16/16)
	1.000 (4-4)	KATENDA, Eric vs Rice (1/9/16)
1.000 (4-4)	REESE, J-Mychal vs Troy (11/25/15)	
1.000 (4-4)	BRICE JR, Rickey vs Jarvis Christian (11/13/15)	
1.000 (3-3)	WARD, Carrington at USM (2/27/16)	
1.000 (3-3)	REESE, J-Mychal at SIU (12/12/15)	
1.000 (3-3)	WARD, Carrington vs SIU (12/5/15)	
1.000 (3-3)	JOHNSON, Deckie at UT Arlington (12/3/15)	
1.000 (3-3)	HOLSTON, Allante vs Samford (11/24/15)	
1.000 (3-3)	REESE, J-Mychal vs Idaho (11/23/15)	
Rebounds	19	COMBS, Jeremy at UTEP (01/03/16)
	18	COMBS, Jeremy at LA Tech (2/25/16)
Assists	18	COMBS, Jeremy vs Marshall (1/14/16)
	9	REESE, J-Mychal at UTEP (01/03/16)
	8	REESE, J-Mychal vs Texas College (11/16/15)



## BASKETBALL - NEW PARTS FORCED UNT TO BUILD CHEMISTRY

By Brett Vito  
Denton Record-Chronicle  
March 3, 2016

North Texas' hope heading into the fourth season of Tony Benford's tenure as coach was that an influx of talent would make a big difference. UNT would have Texas A&M transfer point guard J-Mychal Reese available for the first time. Eric Katenda had arrived from Notre Dame, along with highly regarded junior college guard Deckie Johnson.

With star forward Jeremy Combs back as well, expectations for improvement seemed justified. As the Mean Green prepare for their final two games of the regular season, the question now is why they haven't reached their goals — at least not yet.

UNT is 11-18 overall, including a 6-10 mark in Conference USA play, leaving a winning season as a distant and likely unreachable goal.

When the Mean Green looked back this week while preparing for a game tonight against Old Dominion at the Super Pit, they cited chemistry as one of their biggest issues.

UNT brought in eight new players to bolster a team that finished 14-17 a year ago and spent a big chunk of the season establishing roles and finding a way to play together.

"Having eight new guys impacted our chemistry a lot," Reese said. "As time goes on, we get to know each other more, play together more and our chemistry gets a lot better."

Reese, Johnson and Combs have started the entire season. Katenda settled into a starting role midway through the season, while Ja'Michael Brown and Allante Holston have spent a significant portion of the season as starters or key players off the bench.

Combs is the only UNT player among the top eight in minutes played who saw significant time last season. Carrington Ward was on the roster but was injured early in the year and redshirted.

"The biggest challenge was getting people on the same page," Combs said. "We had a lot of freshmen."

That lack of experience has led to a lot of ups and downs. The Mean Green lost seven straight games early in the year and suffered through another five-game slide. The Mean Green have shown signs of meshing late in the season — at least when they play at home.

UNT is riding a four-game home winning streak but lost both of its road games in between. The Mean Green blew a chance to upset Louisiana Tech in regulation and lost in overtime. UNT then fell at Southern Mississippi.

"Our guys are disappointed," Benford said.

"Louisiana Tech has only lost a couple of games at home the last two years, and we were right there." UNT just couldn't pull through when it had the opportunity to pull away late in the second half. Despite that setback, the Mean Green say they are progressing.

"We are definitely coming together as a team," Combs said. "We get better and better every week."

While UNT is focused on the end of this season, it has begun to look ahead. The Mean Green will lose Katenda but added SMU transfer Keith Frazier, a former top national prospect who will be eligible at the Christmas break next season. Frazier will join a core that is expected to include Reese and Combs.

"We will have a really good chance in the league," Reese said of C-USA. "To bring all that talent back and have another year to build chemistry, we could be good next year."

UNT will look to take another step toward building that chemistry tonight against ODU.

"We want to finish strong," Benford said.

## DECKIE JOHNSON FINDS HOT HAND, CONFIDENCE FROM 3-POINT RANGE

By Brett Vito

Denton Record-Chronicle

Feb. 24, 2016

There were still three hours remaining before North Texas' shootaround the day of the Mean Green's game against Florida International last week when Eric Katenda arrived at the Super Pit. The senior forward wanted to get some extra shots up and was greeted with a familiar sight: Deckie Johnson firing away.

Johnson took 3-pointers from the top of the key, the corner and just about everywhere else.

Not much had changed a few hours later when UNT was clawing its way back from a 12-point deficit late against FIU. Johnson was shooting from those same spots — and hitting — to help lead the Mean Green to a slump-busting 77-75 win.

Johnson hit four of his eight 3s in the final eight minutes, including a deep shot from the top of the key with 19 seconds left that put the Mean Green (11-16, 6-8 Conference USA) up for good.

"It gave me a lot of confidence," Johnson said of his performance that night. "Basketball is a game of confidence."

Johnson has his confidence back heading into a game against Louisiana Tech (20-7, 9-5) today in Ruston, Louisiana, thanks largely to the time he put in before UNT's game against FIU and a whole lot of other spare moments over the last few weeks.

That's good news for UNT, which is a lot better when the streaky Johnson is shooting like he did last week. The junior knocked down 10 of his 19 shots from 3-point range while making a pair of midseason shooting slumps a distant memory.

Johnson went through a 1-for-18 slide from 3-point range in December and a 5-for-27 slump beginning in late January. UNT won just one of its seven games when Johnson wasn't hitting from deep.

Johnson went to work each time, refining the defining weapon in a complete skill set. The 6-4 guard is averaging 14.5 points and 4.2 rebounds per game.

UNT's come-from-behind win over FIU was fueled by Johnson's hot shooting from deep, but

he also took a key charge late. He's more than just a catch-and-shoot 3-point specialist.

UNT coach Tony Benford describes Johnson as an all-around player with remarkable drive who sets the tone for the Mean Green.

"Deckie is someone who stays in the gym after practice," Katenda said. "He is the kind of guy where if he doesn't shoot well he's in the next day working on it."

The former Angelina College standout got back on track quickly each time his shot strayed this season because of all the work he put in.

"Deckie showed a lot of toughness when he struggled," Benford said. "He is just a grinder. He's always in the gym. If you do that, you are going to be rewarded."

Johnson is starting to see some of those rewards. He moved into the top 10 of UNT's single-season list for 3s when he hit two in the Mean Green's win over Florida Atlantic last week. Johnson has made 62 shots from 3-point range in his first season at UNT.

Johnson is tied for eighth in program history for 3s in a season with George King, who hit 62 in the 1995-96 season. He could move up the list quickly in UNT's final four games of the regular season. Calvin Watson, who helped lead UNT to the 2007 NCAA tournament, is the Mean Green's all-time leader in single-season 3s (90 in 2006-07) and career 3s (208). Watson's single-season record is probably out of reach for Johnson, but he is just eight 3s short of moving into fourth.

Ray Schufford hit 69 shots from behind the arc in the 1989-90 season.

Johnson credited his success largely to persistence, especially when he briefly lost his touch.

"I spent a lot of time in the gym working on my mechanics after going through that slump," Johnson said.

Johnson has been in a groove ever since while maintaining the routine that helped elevate him from a couple of shooting slumps.

"Deckie is the last person out of the gym every day. I'm not surprised," UNT forward Jeremy Combs said of the way Johnson heated up last week. "We know what he is capable of."

## JUNIOR DECKIE JOHNSON FUELS FURIOUS RALLY

By Brett Vito

Denton Record-Chronicle

Feb. 18, 2016

Deckie Johnson waved off Jeremy Combs in the closing seconds of North Texas' game against Florida International.

Johnson didn't want another player to set a screen for him. All he wanted — or needed, for that matter — was the ball and some space.

The junior guard capitalized when he jumped and buried a deep 3-pointer with 19 seconds left to highlight what seemed like a one-man rally in UNT's 77-75 win over FIU on Thursday at the Super Pit.

Johnson hit two 3s in the span of a frantic 24 seconds and took a charge to help UNT complete its rally from a 12-point deficit with six minutes to play.

"Deckie just took over the game again," UNT coach Tony Benford said. "He is a big-time player and made some unbelievable shots. We needed all of them. That was a tough shot he made at the end — a big-time 3. He called his own play. I didn't draw that up. That is just a great basketball player making a great play."

UNT trailed 75-73 with 36.2 seconds remaining coming out of a timeout.

The Mean Green worked the ball to Johnson at the top of the key, where FIU gave him plenty of space to get off a shot.

Johnson was well behind the 3-point arc when he let the shot fly.

The ball dropped in, setting off a wild celebration in the stands — and on UNT's bench.

"When I am hot, I'm hot," Johnson said. "I want to shoot it almost every time I get it.

"I didn't realize how deep I was."

FIU had a chance to answer but turned the ball over with 2.7 seconds remaining and fouled J-Mychal Reese on the ensuing inbounds play.

Reese hit one of his two free throws, and FIU's desperation heave at the end of the game was off target.

UNT forced two turnovers on offensive fouls in the final minute, including one drawn by Johnson.

"It was a great defensive play," Benford said of the charge drawn by Johnson. "He made two great plays."

The win snapped a two-game losing streak for UNT (10-16, 5-8 Conference USA), which is desperately trying to climb out of the league basement before the

C-USA tournament next month.

FIU (12-15, 6-8) is one of the teams the Mean Green are trying to catch.

"We have been staying together all year," Combs said. "Every win gives us momentum, but the way we fought tonight will help us."

Johnson led the charge by scoring a career-high 32 points. He hit eight of his 16 shots from behind the 3-point arc and converted all eight of his free throw attempts.

Johnson's eight 3-pointers tied the school record.

Four other players have reached that mark, including Joe Ervin, the last to reach the mark, against Arkansas in the 1998-99 season.

Combs added a double-double with 17 points and 15 rebounds while battling FIU's standout forward Adrian Diaz inside all night. Reese added 16 points. Diaz scored 23 points and Donte McGill 21 to lead four FIU players in double figures.

The Panthers appeared to have the game all but put away when Elmo Stephen hit a 3 to put FIU up 68-56 with 6:04 left.

That was when Johnson took over for UNT. He hit four straight free throws and then a 3 to pull the Mean Green to within 68-63.

FIU pushed its lead back to seven at 72-65 with 2:44 remaining on a pair of Diaz free throws. Another Johnson 3 and a layup from Combs kept UNT in the game and cut FIU's lead to 74-70 with 1:42 remaining.

Stephen hit a free throw with 1:28 left to extend FIU's lead back to five at 75-70.

There was little doubt at that point where UNT would go with the ball.

"[Johnson's] teammates are confident with him having the ball at the end of the game," Benford said.

Johnson hit a 3 to close the gap to 75-73 with 43 seconds left and was on a roll by the time UNT set up its final play.

UNT got Johnson the ball again. By that point, Johnson was confident he was in one of those grooves where if he got enough space to get a shot off, it was going to go down.

"Great shooters make great shots," Benford said.

Johnson followed that script perfectly.

"My defender sagged off me," Johnson said. "I raised up and hit it."

## NORTH TEXAS AIMS TO CHANGE ITS WAYS ON THE ROAD

By Brett Vito

Denton Record-Chronicle

Feb. 10, 2016

The feeling of entering a hostile environment was one Tony Benford enjoyed during his playing days at Texas Tech.

The boos that cascaded down on the Red Raiders when they visited Texas and Arkansas didn't intimidate Benford back then. They motivated him to play even harder.

That approach is one the Mean Green will try to adopt tonight during their game against Old Dominion at the Ted Constant Convocation Center. UNT has won just one road game all year and is facing a tough stretch that includes four games away from the Super Pit in its next six outings.

UNT's ability to adopt Benford's warrior mentality will go a long way toward determining if the Mean Green can build on a pair of home wins last week and make a late charge in the C-USA race for the second straight year.

The Mean Green (9-14, 4-6 Conference USA) beat Southern Miss and then knocked off Louisiana Tech on Saturday for their biggest win of the season.

"There is no doubt we have to take it on the road," Benford said. "We feel like we can beat any team in this league when we are getting defensive stops, rebounding the ball and taking care of the ball because we can score."

UNT hasn't shown the ability to play a complete game on the road often this season while posting a 1-8 record away from the Super Pit. The Mean Green will look to change that in their game against ODU (13-10, 6-4).

The Mean Green have just one road win, a 70-66 squeaker against Texas-San Antonio on New Year's Day.

A big part of UNT's problem has been playing some tough teams on the road, including Creighton and Northern Iowa. The Bluejays (11-4) and Panthers (8-3) are a combined 19-7 at home.

Even though UNT's schedule has provided limited opportunities for road wins, the Mean Green see plenty of room for improvement.

"We haven't played well defensively and rebounded on the road," UNT point guard J-Mychal Reese said.

"Teams have scored off our turnovers. We have to keep teams out of transition and force them to play

against our halfcourt defense."

UNT built confidence that it can turn its fortunes away from home with its performance last week.

"We have a lot of momentum and became a lot better as a team," forward Jeremy Combs said.

"We improved a lot defensively. We worked on it last week. If we carry over the way we have been playing defensively, it will help us."

UNT gave up an average of 87.4 points per outing during a five-game losing streak before rebounding against Southern Miss and Tech.

The Mean Green not only won both games, they rolled, knocking off the Golden Eagles 70-54 before rallying to beat Tech 80-69.

"That was a big step in the right direction," Reese said. "We wanted to get two wins, get back on the right track and carry it over to the road."

UNT was in a similar situation last season after pulling off a pair of surprising wins at home against UAB and Middle Tennessee. The Mean Green extended that run with road wins against Florida Atlantic and Florida International and went on to win five straight.

That five-game winning streak is the longest UNT has put together in four seasons under Benford.

Duplicating that feat, beginning with its game against ODU tonight will be a big challenge. The Mean Green have lost all three of their games against the Monarchs by at least 10 points.

ODU guard Trey Freeman scored 24 points in a win against UNT last season, tallied 38 in a win against Charlotte last week and is C-USA's leading scorer in conference play at 27.8 points per game.

Combs is averaging 15.5 points per game to lead UNT, which knows it is in for a challenge at ODU tonight.

"[ODU] is a tough place to play because they have a great crowd," Benford said. "We have to play solid defense, take care of the ball, get good shots and play together. If we do that, we will have a chance to have success."

Winning twice last week in decisive fashion has built UNT's confidence in its ability to win key games on the road, just like it did late last season.

"If we can do it at home, we can do it away," Reese said. "If we continue to play well defensively, that will put us in position to win."

## FORMER SMU STANDOUT FRAZIER LOOKS TO WRITE NEW CHAPTER WITH MEAN GREEN

By Reece Waddell  
Senior NT Daily Writer  
March 3, 2016

He stood on the baseline at the Super Pit donning his new white North Texas practice jersey. Occasionally he glanced at the court as he twirled a basketball on his fingertips, all while not saying a word. The limelight is not something he seeks.

With no name on the back of his jersey, observers may not know he is former McDonald's All-American and Southern Methodist University standout Keith Frazier.

Frazier is the first McDonald's All-American to ever play at North Texas and comes to Denton by way of a midterm transfer. Having played for SMU the first two years of his collegiate career, Frazier seemed poised to lead an up-and-coming Mustangs squad, which owns a 24-4 record this season.

But Frazier's basketball journey was derailed last October when an NCAA investigation revealed SMU had committed various infractions, including academic fraud. Frazier was at the center of the investigation, and although his name is not directly mentioned in the NCAA's 61-page report, the ruling states "a former men's basketball administrative assistant, hired by the men's head basketball coach, engaged in unethical conduct by impermissibly assisting a highly recruited prospective student-athlete to obtain fraudulent academic credit."

Frazier declined to comment on the issue.

"I'm just looking to start fresh, enjoy my teammates and get my degree from UNT," Frazier said.

Frazier went to high school at Dallas Kimball and led his team to the 4A State Finals as a senior. He averaged 23.2 points, 6.2 rebounds and 6.3 assists in his final season as a high schooler.

Fast-forward two years and Frazier averaged 11.9 points per game as a junior before leaving SMU for personal reasons. With the majority of his collegiate eligibility gone and overshadowed by a scandal that resulted in SMU being banned from the postseason, Frazier spent the latter part of 2015 shrouded in controversy.

Junior guard Keith Frazier is eligible to play December of next season for the North Texas' men's basketball team after transferring from Southern Methodist University.

He says those days are behind him, however, and a new chapter awaits.

"I'm really excited," Frazier said. "We have a really good group of guys. I like my teammates a lot. This is one of the best teams I've been around in a long, long time."

Frazier is not the only person to come to UNT seeking a chance to start anew. Junior guard J-Mychal Reese transferred to North Texas in the summer of 2014 after a

failed stint at Texas A&M University. In his first year playing in a Mean Green uniform, Reese is second on the team averaging 14.9 points per game and leads the team in assists with 111.

Coincidentally, Reese and Frazier don't just know each other – they played with one another as teenagers.

"I'm really excited to get back on the court with Keith," Reese said. "We played on the same team since like eighth grade. We've been playing together and I've known him since then. When he was at SMU and I was here, we would talk. He can take us to another level."

Frazier will add to a group of returning starters next season that includes Reese, sophomore forward Jeremy Combs and junior guard Deckie Johnson, and he's expected to have an immediate impact in his first and only season with North Texas.

Frazier will also get his reunion with Reese – a bond he said was never broken despite the distance and different colleges over the past few years.

"J-Mychal is cool, really cool," Frazier said. "We're real close. That's my boy. [It's going] to be like back in the day when we always used to play with each other. It's nothing new. We're going to do our thing and handle our business."

Head coach Tony Benford said the trend over the last few years of players transferring to UNT in search of a new beginning is a testament to many things. The biggest, he said, is the culture North Texas has cultivated.

"When it doesn't work out at certain places, I think you come in and want to come somewhere where it's like family," Benford said. "It's not going to be judgmental. You don't have a whole lot of pressure on him. It's close enough to home but far enough where he can still get away if he needs to. Our program is a player's program."

Frazier will have to sit out two semesters before he is eligible to suit up for the Mean Green in December 2016. As for his fresh start, Benford said how Frazier's final year in college plays out will ultimately be dictated by Frazier himself.

"He's got a lot of talent," Benford said. "He's got a chance to be a really, really good player. It's the chance to write a new chapter like J-Mychal Reese is doing. It's going to be up to him how he wants his chapter to be written. By being committed and continuing to work hard. If he does that, he's definitely going to have an impact on his team and this program for years to come."

## JUNIOR GUARD JOHNSONS WORK ETHIC PAYING OFF FOR NORTH TEXAS

By Reece Waddell  
Senior NT Daily Writer  
Feb. 4, 2016

Practice didn't start for another few hours, but there stood Mean Green junior guard Deckie Johnson all by himself in the echo chambers of the Super Pit. The squeak of his shoes and the bounce of the basketball reverberated off the vacant seats, with the only sound accompanying him being that of a rebound machine that fires basketballs back at him after he shoots.

Always the first one in the gym and the last one out, it is Johnson's relentless work ethic that has propelled him to be North Texas' third leading scorer at 14.1 points per game.

In only his first season with the Mean Green, Johnson describes himself as a silent assassin.

"I have a chip on my shoulder," Johnson said. "Every night I play as hard as I can. What I love to do is shoot. So I am ready to shoot at all times, and I always think the next one is going in."

Not the most vocal player on the court or in the locker room, Johnson prefers to let his actions speak for themselves. Some of those actions are hustle plays that do not always show up on the stat sheet, like taking charges and diving for loose balls.

"I like to lead by example," Johnson said. "But I try to talk more on the court when I need to."

A transfer from Angelina College last offseason, Johnson was a first team all-conference selection in his sophomore campaign and scored over 1,000 career points for the Roadrunners. After spending two years in Lufkin, Texas, Johnson transferred to UNT.

The reason behind his decision to come to Denton, according to Johnson, was a matter of commitment.

"I took the first chance I got," Johnson said. "UNT was the first program to look at me, and I wanted to repay that loyalty. I was really close with the coaching staff and talked to them almost every day when I was at junior college."

The go-to player for Angelina in 2014, Johnson averaged 18.7 points per game in his final year at Lufkin. During his two seasons at the junior college level, Johnson became a versatile player who could not only score, but defend as well.

Despite the transition from junior college to tougher D-1 competition, Johnson's game has not dropped off. In fact, Johnson's presence has only strengthened the Mean Green, especially after the departure of Jordan Williams last season.

With the need for a combo guard in the lineup, Johnson has filled the void Williams left for North Texas.

"He's not only a shooter or a scorer. He's a complete player," head coach Tony Benford said. "He studies the game and is always coming to get tape. That's what I really respect about him. He takes his craft seriously and wants to be the best. We're lucky to have him."

A key player in the Mean Green's offensive scheme, Johnson has missed only one game this year and provides more than just offense. His ability to shoot threes efficiently and create off-the-dribble forces defenses to close out on him, which opens up shots for teammates.

"He's been really big for us this year," sophomore forward Jeremy Combs said. "He's able to make outside shots, which takes pressure off me, [J-Mychal Reese] and other guards, too."

Johnson had a white-hot month of December, setting a career high for points on three separate occasions. He also finished two three-pointers shy of the North Texas school record for most threes in a game in a contest against Mississippi Valley State University.

But those three career games are not the ceiling for the Memphis native, according to Benford.

"I think it's unlimited," Benford said of Johnson's potential. "With a guy like him, he can not only shoot it, but he can dribble it and pass it too. He's a guy where you can look up and he has a triple-double. He has that kind of ability."

The one element Johnson had to adjust to coming from junior college is the tempo of the game. Accustomed to a quicker pace at Angelina, Johnson credits his coaches and teammates for preparing him to play at a high level in a more competitive environment.

"When I was at junior college we played fast, but right now we play in the half-court a whole lot more," Johnson said. "I live in the gym. My coaches and teammates have helped my transition both on the court and off it as well."

While Johnson may live in the gym to perfect his craft, there is still one area off the court he needs to brush up on.

"I beat him in NBA 2K all the time," Combs said. "I play with the Warriors and he uses Cleveland. He has LeBron so it's an even match up. I'm just a better 2K player."

Reluctantly, Johnson agreed with his teammate.

"He beat me a few times last year, but it's a brand new year," Johnson said. "I think I'm getting better, but yes, he's probably better than me right now."

But on the court, where it's win or lose, Johnson is making his impact felt, with the potential for even brighter days ahead.

"He has a great attitude and works hard every day," Benford said. "He's a winner and he's going to keep getting better."

## NOTRE DAME TRANSFER KATENDA FINDS HOME IN DENTON AFTER ACCIDENT IMPAIRS VISION

By Torie Mosley  
NT Daily Writer  
Nov. 19, 2015

Landing a spot on a top-tier division 1 college basketball team to prepare for a hopeful professional career is on the wish lists of many high school hoops stars. Some go on to have lengthy, memorable careers. But for some, the road to basketball success is not so smooth.

Graduate student and forward Eric Katenda appeared to be on the former path after being recruited by Notre Dame University, an elite program that has only posted one losing record this century. But an accident during one of countless pick-up games Katenda has played resulted in the forward getting poked in the eye while jockeying for a rebound.

The accident left Katenda with distorted vision in his left eye temporarily and altered his collegiate career permanently.

"I went to the doctor and they did a bunch of testing to make sure my eye was all right," Katenda said. "They couldn't really tell at first, because there was so much blood in my eye that they couldn't see the back of it. So I went through two surgeries, and they told me I had a severed optic nerve."

Katenda's journey started in his hometown, Paris, where he lived and played basketball until the age of 14. His talents on the court eventually led him to America to play for prep high school Cheshire Academy in Cheshire, Connecticut, before playing his final high school season at Sunrise Christian Academy in Bel Aire, Kansas.

Katenda averaged 15 points, seven rebounds, three blocks and two steals as a senior while winning the National Association of Christian Athletes (NACA) national championship and the MVP award as well. ESPN-U named Katenda the No. 27 ranked power forward of the 2011 recruiting class.

That prompted Notre Dame to recruit Katenda, where he earned a spot in the starting rotation. But the fluke eye accident that occurred the off-season before his freshman year changed everything.

"I was a key recruit for Notre Dame," Katenda said. "I spent my whole summer working out. I didn't go home. I didn't go back to France. I got called to play for the national team [in 2011], and I didn't go there. I worked out two to three times a day and just had a freak accident doing what I was supposed to do."

Katenda said the injury was a setback, but it did not affect his playing ability. The incident still put fear into the Notre Dame coaching staff, who suggested to Katenda to take the semester off instead of risking a more severe injury.

"Honestly it didn't stop me from playing," Katenda said. "What stopped me from playing was really people thinking it hit me worse than what it did. I remember calling [Notre Dame head coach] Mike Brey the day after it happened like, 'Still get me out there, I'll be back playing, trust me.' I didn't just spend three months of working out for no reason."

Katenda followed Brey's orders to take the semester off and didn't play his entire freshman season. In the end, he only played 17 career games for the Fighting Irish before choosing to transfer to North Texas in his last year of eligibility after graduating from Notre Dame in August.

Mean Green head basketball coach Tony Benford remembers Katenda's glory days and even recruited the forward out of high school as an associate head coach at Marquette University.

"Eric brings a lot of experience to this program," Benford said. "When he was available, I remembered the name. And our coaching staff talked to coach Brey when [Katenda] was interested in transferring, and we're very fortunate to have him."

The feeling is mutual for Katenda.

"Coach Benford really made me feel comfortable about the opportunity," Katenda said. "He said 'The guys are a really young and hungry team in need of an older guy with his head on his shoulders.' So how could I go wrong with somebody who trusts in a guy who hasn't played in two years?"

Katenda has become accustomed to the team on and off the court since his Denton arrival. The forward is roommates with team captain and sophomore forward Jeremy Combs, who said he loves the Mean Green's new addition.

"I'm glad to have him as a part of the team," Combs said. "He's been a great roommate also. We chill and do everything together off the court."

At 23-years-old, Katenda enjoys playing the role of the veteran on a team consisting mostly of 18, 19 and 20-year-olds. The potential he sees in players like Combs and junior guard J-Mychal Reese reminds him of younger versions of himself.

"I can see how far they can go to being the leaders of a championship level team," Katenda said. "I've played with pros, and I've played with [Combs and Reese]. So I know they have the 'it' factor. They just have to take it to the next level."

Katenda saw his first live action in two years for the Mean Green at home in the 110-61 victory against Texas College Monday night with 18 minutes of play. The 18 minutes was half of his entire playing time while at Notre Dame.

The forward scored 15 points, seven rebounds and a steal in the rotation for North Texas. Only time will tell how his final opportunity for greatness will turn out.

"I'm looking forward to the opportunity of getting my master's degree [in education], and I still have this crazy goal of being a pro," Katenda said. "So I'm going to work my butt off and go all out to be a leader to the guys so I can be the best teammate this season and get us to where we need to go."

RADIO-TV CHART



**0** Carrington Ward  
6-2 • 180 • R-Jr. • G Philadelphia



**1** Jeremy Combs  
6-7 • 196 • So. • F Dallas



**2** Greg White-Pittman  
6-2 • 215 • So. • G New Orleans




**3** J'Michael Brown  
6-1 • 185 • Fr. • G Raceland, LA




**5** Allante Holston  
6-7 • 185 • Fr. • G Capitol Height, MD



**10** Deckie Johnson  
6-4 • 175 • Jr. • G Memphis



**12** Chris Campbell  
6-3 • 180 • Sr. • G Houston




**20** Eric Katenda  
6-9 • 240 • Sr. • F Paris, France



**22** Khalil Fuller  
6-8 • 266 • Fr. • F Moreno Valley, CA



**23** Rickey Brice Jr.  
7-1 • 278 • Fr. • C Arlington




**24** Jacob Gross  
6-4 • 177 • R-So. • G Sachse, TX




**30** Todd Eaglin  
5-11 • 180 • Sr. • G New Orleans



**52** J-Mychal Reese  
6-2 • 180 • Jr. • G Bryan, TX



**55** DJ Draper  
5-10 • 150 • Fr. • G Bedford, TX



**HEAD COACH**  
Tony Benford