



2013-14
NORTH TEXAS
MEN'S BASKETBALL

FACT AND RECORDS BOOK

MEAN GREENTM
MEN'S BASKETBALL



2013-14
NORTH TEXAS MEN'S
BASKETBALL

FACT AND RECORDS BOOK

MEAN GREEN™
MEN'S BASKETBALL

North Texas Athletics Department

1301 S. Bonnie Brae
Denton, TX 76207
Office: (940) 565-2662

Shipping Address - Use this for overnight - FED EX / UPS
1251 South Bonnie Brae
Shipping Dock Denton, TX 76207

Mailing Address - US Postal Service ONLY
1155 Union Circle #311397
Denton, TX 76203

www.meangreensports.com

Credits: the North Texas Media Relations Department

Photography: Rick Yeatts

Mean Green Mission Statement

- * To Promote and monitor the educational achievement and personal growth of student-athletes, emphasizing that their educational growth and development is the primary purpose of intercollegiate athletics
- * To conduct an athletics program that protects and enhances the physical and educational welfare of student-athletes
- * To provide fair and equitable opportunity for all student-athletes and staff participating in intercollegiate sport activities, regardless of gender or ethnicity
- * To promote the principles of good sportsmanship and honesty in compliance with the University of North Texas, state, NCAA and conference regulations
- * To conduct a competitive athletics program that promotes faculty, staff, student and community affiliation with the University of North Texas
- * To serve the community through public service and outreach activities which positively reflect on the University of North Texas and promote good will in the community.



2 PERSONNEL

2013-14 Roster 2
 Coaches..... 3
 Returning Players 8
 Newcomers..... 14

16 OPPONENTS

All-Time Series 16
 North Texas vs. Conferences 18

20 2012-13 IN REVIEW

2012-13 Statistics 20
 Game-By-Game Results 21
 2012-13 Superlatives 22
 Box Scores..... 23

31 RECORDS

1,000 Point Club..... 31
 Top 30 All-Time Scorers / Career Scoring Club 34
 Individual Records 35
 Single-Game Records 36
 Single-Season Records 38
 Career Records 39
 Season-By-Season Leaders 40
 Team Records 43
 Year-By-Year Statistics 45
 Overtime Games/The Last Time..... 46
 All-Time Award Winners..... 47
 Letterwinners..... 48
 Postseason Appearances 50
 Mean Green In The Draft..... 51
 Coaching Records 52
 Super Pit Records 54
 vs. AP Ranked Opponents 55
 All-Time Results 56

GENERAL

Name of School..... University of North Texas
 City/Zip..... Denton, Texas/76203
 Founded..... 1890
 Enrollment..... 36,221
 Nickname Mean Green
 School Colors..... Green and White
 Facility..... The Super Pit
 Capacity 10,500
 Press Row Phone 940-565-4674
 Affiliation..... Division I-A
 Conference Conference USA
 President V. Lane Rawlins
 Athletic Director..... Rick Villarreal
 Athletic Dept. Phone..... 940-565-2662
 Athletic Website..... MeanGreenSports.com

COACHING STAFF

Head Coach..... Tony Benford
 Alma Mater Texas Tech '92
 Record at North Texas (Year)..... 12-20 (2nd)
 Overall Record..... Same
 Phone 940-565-3654
 Associate Head Coach Rob Evans (New Mexico St., '68)
 Assistant Coaches..... Scott Monarch (Mississippi Valley St., '86),
 David Anwar (Fitchburg St., '98)
 Director of Operations..... Jeff Luster (Tabor College, '96)

TEAM INFORMATION

2012-13 Overall Record..... 12-20
 Conference Record/Finish 7-13/4th West
 Starters Returning 3
 Jordan Williams (Jr., G) 14.2 PPG, 3.7 RPG, 0.7 APG
 Alzee Williams (Sr., G)..... 11.1 PPG, 3.4 RPG, 1.4 APG
 Chris Jones (Jr., G)..... 9.2 PPG, 3.6 RPG, 4.6 APG
 Starters Lost 2
 Tony Mitchell (So., F)..... 13.0 PPG, 8.5 RPG, 2.7 BPG
 Roger Franklin (Sr., F)..... 11.7 PPG, 6.3 RPG, 48.5 FG%
 Letterwinners Returning 6
 Alzee Williams, Jordan Williams, Chris Jones, Keith Coleman, Austin
 Mitchell, Brandan Walton
 Letterwinners Lost 7
 Tony Mitchell, Roger Franklin, Jacob Holmen, P.J. Hardwick, Justin
 Patton, Niko Stojiljkovic, Clarke Overlander
 Newcomers 7
 Maurice Aniefiok (So., G/F), Kelvin Gaines (Jr., F/C), Vertrail
 Vaughns (Sr., G), Colin Voss (Jr., F), Armani Flannigan (Jr., F), Greg
 Wesley (Fr., G), T.J. Taylor (Jr., G)

ATHLETIC COMMUNICATIONS

Assistant Dir. (MBB Contact)..... Stephen Howard
 Office Phone..... 940-369-8548
 Cell Phone 817-793-5199
 E-Mail stephen.howard@unt.edu



PLAYERS

↳ 2013-14 roster

↳ Numerical Roster

Name	No.	Ht.	Wt.	Cl.	Pos.	Exp.	Hometown	Previous School
Vertrail Vaughns	0	6-2	184	R-Sr.	G	TR	Mesquite, Texas	George Mason
Maurice Aniefiok	1	6-5	205	So.	G/F	TR	Lagos, Nigeria	Mississippi
Brandan Walton	2	6-2	195	R-Sr.	G	1L	Compton, Calif.	Casper College
Alzee Williams	3	6-4	175	R-Sr.	G	3L	Dallas	Miss. Elite Christian Academy
Armani Flannigan	4	6-8	200	Jr.	F	TR	Rockford, Ill.	Central Wyoming State
Chris Jones	5	6-2	200	Jr.	G	2L	Garland, Texas	Lakeview Centennial HS
Austin Mitchell	10	6-1	180	So.	G	1L	Plano, Texas	Plano HS
T.J. Taylor	21	6-3	215	R-Jr.	G	TR	Denison, Texas	Marquette
Greg Wesley	22	6-7	215	Fr.	F	HS	Arlington, Texas	Seguin HS
Jordan Williams	23	6-6	195	Jr.	G	2L	Dallas	Kimball HS
Kelvin Gaines	24	6-10	227	R-Jr.	C	TR	Ocala, Fla.	Cincinnati
Colin Voss	33	6-7	240	R-Jr.	F	TR	Grand Rapids, Mich.	Northern Oklahoma
Keith Coleman	44	6-10	250	Jr.	F	1L	Philadelphia	Marshalltown CC

↳ Alphabetical Roster

Name	No.	Ht.	Wt.	Cl.	Pos.	Exp.	Hometown	Previous School
Maurice Aniefiok	1	6-5	205	So.	G/F	TR	Lagos, Nigeria	Mississippi
Keith Coleman	44	6-10	250	Jr.	F	1L	Philadelphia	Marshalltown CC
Armani Flannigan	4	6-8	200	Jr.	F	TR	Rockford, Ill.	Central Wyoming State
Kelvin Gaines	24	6-10	227	R-Jr.	C	TR	Ocala, Fla.	Cincinnati
Chris Jones	5	6-2	200	Jr.	G	2L	Garland, Texas	Lakeview Centennial HS
Austin Mitchell	10	6-1	180	So.	G	1L	Plano, Texas	Plano HS
T.J. Taylor	21	6-3	215	R-Jr.	G	TR	Denison, Texas	Marquette
Vertrail Vaughns	0	6-2	184	R-Sr.	G	TR	Mesquite, Texas	George Mason
Colin Voss	33	6-7	240	R-Jr.	F	TR	Grand Rapids, Mich.	Northern Oklahoma
Brandan Walton	2	6-2	195	R-Sr.	G	1L	Compton, Calif.	Casper College
Greg Wesley	22	6-7	215	Fr.	F	HS	Arlington, Texas	Seguin HS
Alzee Williams	3	6-4	175	R-Sr.	G	3L	Dallas	Miss. Elite Christian Academy
Jordan Williams	23	6-6	195	Jr.	G	2L	Dallas	Kimball HS

Head Coach: Tony Benford - Texas Tech, '92 (2nd season)

Associate Head Coach: Rob Evans - New Mexico State, '68 (2nd season)

Assistant Coaches: David Anwar - Fitchburg State, '98 (2nd season), Scott Monarch - Mississippi Valley State, '86 (1st season)

Director of Operations: Jeff Luster - Tabor College, '96 (4th season)

Director of Strength & Conditioning: Chris Seroka - Southern Mississippi, '88 (14th season)

Athletic Trainer: E.J. Hairston - Greensboro College, '00 (4th season)

Sports Information Director: Stephen Howard - North Texas, '04 (8th season)



Tony Benford

Head Coach

Second Year ▶ Texas Tech '92

Personal

Birthdate

March 22, 1964

Hometown

Hobbs, N.M.

Alma Mater

Texas Tech, '92

Spouse

Deborah

Children

Audriana, Milena, Tony Jr., Jeremy

Coaching

North Texas

Head Coach (2012-Pr)

Marquette

Assoc. Head Coach (2011-12)

Asst. Coach (2008-11)

Nebraska

Asst. Coach (2006-08)

UTEP

Asst. Coach (July 2006)

Arizona State

Assoc. Head Coach (2004-06)

Asst. Coach (1998-04)

New Mexico

Asst. Coach (1992-98)

All Saints School

Head Coach (1988-1991)

Playing career

European League

Holland (1986-87)

Chicago Bulls

Training Camp (1986)

Boston Celtics

Fourth Round Draft Pick (1986)

Texas Tech

All-SWC (1986)

SWC Tournament MVP (1986)

Hobbs High School

1982 N.M. State MVP

1982 State Champion

A veteran of 21 years in NCAA Division-I basketball and 14 postseason appearances, Tony Benford has transformed the culture of North Texas basketball with his hard-working defense-first approach that made the Mean Green one of the nation's toughest teams.

In 2012-13, North Texas broke the school record for blocked shots with 153, and the squad's defensive field goal percentage inside the 3-point arc of 44.3 was the lowest in the Sun Belt. This season, Benford looks to build on this foundation as he leads the Mean Green into its first season in Conference USA.

Before coming to North Texas, Benford served as the associate head coach at Marquette under Buzz Williams. In his four years at Marquette, Benford helped recruit and coach six All-Big East players, including 2012 Big East Player of the Year Jae Crowder.

Tabbed by Basketball Times, Fox Sports and Hoop Scoop as one of the country's top assistant coaches, Benford also spent time at Nebraska (2006-08), Arizona State (1998-06) and New Mexico (1992-98) developing some of the nation's most talented players.

In his career Benford recruited and coached five NBA first-round draft picks: Garland, Texas; Ike Diogu (Arizona St., '05), Charles Smith (New Mexico, '97), Kenny Thomas (New Mexico, '99), Lazar Hayward (Marquette, '10) and Jimmy Butler (Marquette, '11), as well as four second-round picks in Eddie House (Arizona St., '00), Tommy Smith (Arizona St., '03) and Jeff Pendergraph (Arizona St., '09) and Tony Mitchell ('13).

A native of Hobbs, N.M., Benford played collegiately at Texas Tech and was the catalyst for the Red Raiders Southwest Conference regular-season and tournament titles in 1985, and their 1986 SWC Tournament championship. He earned All-Southwest Conference and SWC Tournament MVP honors as a senior. The Boston Celtics selected Benford in the fourth round of the 1986 NBA Draft, and he played professionally in Holland for the 1986-87 season.

With Williams and Benford at the helm at Marquette, the Golden Eagles have reached the NCAA Tournament's Sweet 16 in each of the last two years. Marquette was ranked No. 11 in the final AP poll of 2012, and ranked 31st in the country in scoring

offense with an average of 75.4 points per game. MU won at least 20 games and reached the NCAA Tournament in each of Benford's four years with the program.

Before arriving at Marquette, he had spent the previous two campaigns at Nebraska under head coach Doc Sadler. The Huskers collected 37 total victories in the two seasons, highlighted by a trip to the National Invitation Tournament in 2008. The squad posted 20 wins in 2007-08, just the 12th 20-win campaign in the program's 112-year history. North Texas forward Alonzo Edwards was recruited to Nebraska by Benford prior to transferring to Denton.

Benford served on the Arizona State bench as an assistant coach for his first six years in Tempe before being named associate head coach for his last two seasons with the Sun Devils. Benford helped the Sun Devils to four postseason appearances during his tenure, including earning a spot in the second round of the 2003 NCAA Tournament. While at ASU, Benford recruited Keith Wooden and George Odufuwa to Phoenix before the pair transferred to North Texas and went on to start a combined 143 games for the Mean Green.

In six seasons with New Mexico, Benford helped the Lobos reach five NCAA Tournament bids while winning 73.2 percent of their games (139-51 record). New Mexico picked up a pair of Western Athletic Conference tournament titles in 1993 and 1996, and a regular-season championship in 1994. During his stint with the Lobos, Benford coached the top four scorers in program history, including all-time leading scorer in Kenny Thomas.

As a prep all-star, Benford was a Converse All-American and the New Mexico Player of the Year after pouring in 27.5 points per game as a senior at Hobbs High School. He led Hobbs to the state title in his final season, earning MVP honors of the state championship tournament after posting 29 points in the title game.



COACHES

↳ Assoc. Head Coach Rob Evans

Rob Evans

Associate Head Coach

Second Year ▶ New Mexico State '68

A veteran of more than 40 years in college basketball, former Arizona State and Mississippi head coach Rob Evans joined Tony Benford and the North Texas coaching staff as associate head coach in 2012.

As a head coach, Evans led six of his 14 teams to postseason bids, and owns a 205-201 overall record in helping to rebuild the ASU and Ole Miss programs.

In April of 2013, Hoop Scoop named Evans the nation's No.1 mid-major assistant coach.

Evans comes to North Texas after four years as an assistant at Arkansas followed by a one-year stay at TCU in 2012.

The move to North Texas reunites Evans and Benford, who share a 30-plus year friendship in basketball.

Evans recruited Benford to play at Texas Tech, and later the duo coached the Sun Devils together for eight seasons (1998-06) – the last two of which saw Benford promoted to associate head coach.


In 2003, Arizona State recorded its first 20-win season since 1995, and advanced to the second round of the NCAA Tournament. ASU also qualified for the NIT in 2000, 2002 and 2005.

"We are very fortunate to have a coach of the caliber of Rob Evans with our program," Benford said. "He has been my mentor for years, and his success in over four decades of college basketball speaks for itself. Rob Evans is one of the most respected coaches in the nation on and off the floor, and I couldn't be more excited to be working with him again."

At Ole Miss, Evans took over a program with just one winning season in the previous nine years and only one NCAA Tournament bid in its history. He led the Rebels to a 14-13 mark in 1994 during his second season, marking the program's first winning season in seven years, followed by SEC Western Division titles and back-to-back NCAA Tournament bids for the first time in 1997 and 1998.

The consecutive 20-win seasons were the first for Ole Miss since 1937 and 1938. Evans was named SEC Coach of the Year and CollegeInsider.com National Coach of the Year in 1997.

He led the Rebels to a pair of SEC Western Division titles and NCAA Tournament bids before guiding ASU to postseason tournament appearances in three of his last five years.



"I have a tremendous amount of affection and respect for Tony Benford and what he has started at North Texas, I couldn't be more excited to be on board," Evans said.

"We have shared a tremendous relationship ever since I recruited him to play for Texas Tech, and when he was a part of my staff at Arizona State and that continues today now that he is one of the best and brightest up-and-coming coaches in the business. My wife, Carolyn, and I are really looking forward to moving to Denton and getting started."

From 2007-11 Evans served as an assistant at Arkansas. Among the highlights during his tenure with the Razorbacks included reaching the finals of the SEC Tournament and advancing to the second round of the NCAA Tournament in his first season with the program in 2008.

The Hobbs, N.M., native was a collegiate assistant for 24 years before taking over the Ole Miss program. He was an assistant to Eddie Sutton at Oklahoma State in 1991 and 1992 after spending 15 years at Texas Tech (1976-90). He started his coaching career by spending seven seasons under Lou Henson at New Mexico State (1969-75), his alma mater.

As an assistant at New Mexico State, Evans helped the Aggies earn four NCAA Tournament bids in seven years with a trip to the Final Four in 1970. He also coached the freshman teams to a combined record of 90-15 during his tenure. Eight of his teams at Texas Tech won


17 or more games with three Southwest Conference Tournament titles and three NCAA Tournament bids, while Oklahoma State reached the Sweet 16 both years with Evans on staff.

Evans was a standout athlete prior to his time on the sidelines. He was the first All-American at Lubbock Christian College in 1966 before moving on to New Mexico State, where he captained the Aggies to a pair of NCAA Tournament berths. NMSU's 1967 team lost to Elvin Hayes and Houston in the NCAA Tournament, while the 1968 squad beat Dick Motta and Weber State before falling to eventual national champion UCLA and Lew Alcindor.

A multi-sport star, Evans was drafted out of high school by the Colt 45s, which eventually became the Houston Astros. Following college, he signed as a free agent with the Dallas Chaparrals of the American Basketball Association and with the Oakland Raiders as a receiver.

Evans, who was selected NMSU's most outstanding athlete in 1967 and has been named to the school's all-time basketball team, was inducted into the Aggie Athletic Hall of Fame in 1993.

In 1991, he was elected by his peers to be president of the National Association of Assistant Basketball Coaches, was inducted into the Lubbock Christian Hall of Fame in 1990, the Las Cruces, N.M., Hall of Fame in 1989, presented the Texas Tech Outstanding Achievement Award for 1986-87 and selected as NMSU's School of Education Alumnus of the Year in 1994.



Personal

Hometown: Hobbs, N.M.

Alma Mater: New Mexico State, '68

Spouse: Carolyn

Children: Damon, Amber

Coaching

- North Texas: Assoc Head Coach (2012-Pr)
- TCU: Asst Coach (2011-12)
- Arkansas: Asst Coach (2007-11)
- Arizona State: Head Coach (1999-06)
- Mississippi: Head Coach (1993-98)
- Oklahoma State: Asst Coach (1991-92)
- Texas Tech: Asst Coach (1976-90)
- New Mexico State: Asst Coach (1969-75)

Playing Career

- Dallas Chaparrals (ABA): 1969
- New Mexico State: 1967-68
- Lubbock Christian: 1965-66
- Drafted by the Colt 45's
- Signed by the Oakland Raiders

Honors

- Hoop Scoop No. 1 Mid Major Assistant in the Nation
- New Mexico State Athletic Hall of Fame Inductee
- New Mexico St All-Time Basketball Team Member
- NABC President: 1991
- Lubbock Christian Hall of Fame
- Las Cruces N.M. Hall of Fame
- Texas Tech Outstanding Achievement Award: 1987
- New Mexico State Alumnus of the Year: 1994
- New Mexico State Most Outstanding Athlete: 1967



David Anwar

Assistant Coach

Second Year ▶ Fitchburg State '98

David Anwar brings a tireless work ethic and a veteran resume of 13 collegiate coaching years to the North Texas basketball staff.

North Texas' recruiting specialist since 2012, Anwar spent the previous six seasons with Nebraska, including five years as an assistant coach and one season as the director of basketball operations in 2010-11.

The move to Denton reunited Benford and Anwar, who spent the 2006-07 and 2007-08 seasons together at Nebraska as assistant coaches under Doc Sadler.

"Every coach that we have brought on board here at North Texas is a person that I fully trust, and has great loyalty," Benford said. "David Anwar fits that bill perfectly. He has always shared great relationships with his players, has done a great job on the floor and has recruited Texas very well. We are very fortunate to have coach Anwar."

Anwar worked with the wings and post players for most of his time at Nebraska, helping the Huskers to the postseason in three of the last five seasons. He played a major role in NU ranking among the top 25 nationally in scoring defense in both 2007-08 and 2008-09.

The Huskers also showed the ability to score from long distance in 2009-10, as Eshaunte Jones (40-of-92, 43.5 percent), Ryan Anderson (54-of-126, 42.9 percent) and Brandon Ubel (11-of-21, 53.4 percent) helped Nebraska set a school record and rank 15th nationally in 3-point percentage (39.7 percent).

"I'm very excited to be working with coach Benford again," Anwar said. "He's one of the nation's top up-and-coming coaches, and a first-rate recruiter and coach. Most importantly, I look forward to working with a close friend."

Working primarily with the Nebraska guards in his first year, Anwar's guidance helped the Huskers power to the second-highest 3-point total in school history with 244 treys in 2006-07.

Off the court, Anwar was instrumental in recruiting, helping Nebraska reel in arguably its top-rated class in the Big 12 era. The Huskers' eight-man recruiting class for 2007 was ranked among the top 25 in the nation by at least three major scouting services,

including ESPN.com's Bob Gibbons (21st), CSTV.com's Van Coleman (12th) and HoopScoopOnline.com's Clark Francis (5th).

Prior to Nebraska, Anwar served two seasons under Sadler at UTEP as the Miners' director of operations. He was responsible for the program's budget, scheduling and practice management. Anwar also oversaw the administrative staff and assisted with special projects, camps and on-campus recruiting while helping Sadler and the Miners reach the 2005 NCAA Tournament and 2006 NIT.

Before joining the UTEP program, Anwar served as an assistant coach at Arkansas-Fort Smith for four seasons, including the final three under Sadler. Anwar had on-court and practice responsibilities and also served as the recruiting coordinator. Arkansas-Fort Smith earned a 101-29 record with Anwar on the bench, including a pair of top-seven national finishes in 2001 (fifth) and 2002 (seventh). The team won the Bi-State Conference East league title each of his three seasons under Sadler and produced numerous all-conference players on the court and in the classroom.

Anwar has helped several programs earn a successful record of academic success, including helping more than 20 players move on to four-year schools from Arkansas-Fort Smith.

Earlier in his career, Anwar helped more than 40 high school and prep players earn a spot on Division I or II rosters while serving as a coach in his native Philadelphia and in Massachusetts.

A native of Philadelphia, Anwar earned a bachelor's degree in special education and sociology from Fitchburg State in 1998 and added a master's degree in sports management/sports leadership from Virginia Commonwealth in 2004.



Personal

Hometown: Philadelphia

Alma Mater: Fitchburg State, '98,
Virginia Commonwealth, '04

Coaching

- North Texas: Asst Coach (2012-Pr)
- Nebraska: Asst Coach (2011-12)
- Nebraska: Dir of Ops (2010-11)
- Nebraska: Asst Coach (2006-10)
- UTEP: Dir of Ops (2004-06)
- Arkansas-Fort Smith: Asst Coach (2000-2004)
- Lutheran Christian Academy (Pa.) (1998-00)
- Notre Dame Prep (Mass.) (1997-98)

Honors

- Helped North Texas rake in a top 50 recruiting class for 2013-14.
- National Top 25 offenses in 2007-08 and 2008-09 at Nebraska.
- 2007 Nebraska recruiting class unanimously ranked top 25 in NCAA.
- Sent more than 40 prep players to Division I or Division II schools as a high school coach.



Scott Monarch

Assistant Coach

First Year ▶ Mississippi Valley St. '86

North Texas head basketball coach Tony Benford announced the addition of 20-year collegiate coaching veteran Scott Monarch to his staff.

Monarch, who was named the head coach at Claflin University in May, spent four years alongside Benford on Buzz Williams' coaching staff at Marquette, and has abundant ties to the Texas basketball scene.

Monarch was previously the head coach at Panola College in Carthage, Texas for six years, and also spent time at Tyler Junior College.

"We are all extremely excited to have Scott Monarch join our staff here at North Texas," Benford said. "He's a veteran head coach that brings a great deal of wisdom and basketball insight to the court, but he's also a trusted friend that our players will really enjoy playing for. He was vital addition to our staff at Marquette, and was the lead recruiter on both Jimmy Butler and Jai Crowder. Scott understands the Texas, Metroplex and regional junior college recruiting scenes as well as anyone, and I couldn't be happier that he is joining the Mean Green family."

Monarch served as Marquette's director of basketball operations in 2008-09, but moved into an assistant coaching role for the next three seasons. He previously served under Williams at NT's former Sun Belt rival New Orleans in 2006-07.

He arrived in Milwaukee after serving as an assistant coach at Tyler Junior College. He helped guide the Apaches to an overall record of 25-3 and the program's first outright league title in 21 years. TJC advanced to the quarterfinals of the Region XIV Tournament and posted a 19-3 league slate en route to a final national ranking of 10th in the country.

"I'm tremendously excited to be coming to the University of North Texas," Monarch said. "I am familiar with the University and the entire North Texas region, and for me to work back in the area means a lot for me personally and professionally. Tony Benford and I worked really closely together at Marquette, and the opportunity to work with him once again at North Texas was too much to pass up. It's more than just recruiting and basketball to Tony, because he helps players really grow up as



individuals. I have a tremendous amount of respect for Tony, and I have learned a great deal from him. As a father, Tony Benford is who I would want my son to play for."

He had spent the previous six seasons as the head coach at Panola College in Carthage, Texas. Monarch left the program as the school's all-time winningest coach, posting a 63 percent winning percentage. He was named the 2003 National Junior College Athletic Association Region XIV Coach of the Year after leading the Ponies to the regular season conference championship.

"Scott Monarch's combination of enthusiasm and thoroughness is unmatched in our industry!" said Marquette head coach Buzz Williams. "He played an integral role in setting the foundation of our

program. Because I saw it on a daily basis for four years, the relationship dynamic of coach Benford and Scott will lead to great success for North Texas." During his career, Monarch has helped guide 42 players to NCAA Division I programs from the junior college ranks and nearly 20 to all-conference accolades. He also coached the all-time scoring leader in junior college history, Omar Thomas. Monarch, who received his master's degree from Baylor in 1991 after earning his undergraduate degree from Mississippi Valley

State in 1986, has also served as an associate head coach at Tennessee State (1999-2000) and Kentucky Wesleyan (1996-98).

At Kentucky Wesleyan, Monarch was part of a program that reached the 1998 NCAA Division II national championship game. He also recruited and helped develop four players who would later be first-team All-Americans. Two of those standouts became National Players of the Year.

Monarch served as an assistant coach at Grambling State in 1998-99.

He started his career at McLennan Community College in 1993 and coached there for three seasons. He then went on to spend three seasons at Navarro College.

Monarch and his wife, Lacey, have three children: Samantha, Kacey and Scott Jr.



Personal

Hometown: Owensboro, Ky.

Alma Mater: Mississippi Valley St. (1986), Baylor (1991)

Daughter: Samantha

Coaching

- North Texas: Asst Coach (2013-Present)
- Marquette: Asst Coach (2009-12)
- Marquette: Dir of Ops (2008-09)
- Tyler JC: Asst Coach (2007-08)
- New Orleans: Asst Coach (2006-07)
- Panola JC: Head Coach (2000-06)
- Tennessee State: Assoc Head Coach (1999-00)
- Grambling State: Asst Coach (1998-99)
- Kentucky Wesleyan: Assoc Head Coach (1996-98)
- McLennan CC: Asst Coach (1993-96)
- Navarro College: Asst Coach (1990-93)

Honors

- NCAA Tournament Sweet 16 in 2010 and 2011.
- Coached the NJCAA's all-time leading scorer, Omar Thomas, at Panola.
- 2003 Region XIV Coach of the Year
- Won 63 percent of his games, and is the winningest coach in Panola history.
- Sent 42 players to Division I schools as a JC coach.



Jeff Luster

Director of Operations

Fourth Year ▶ Tabor '96

A 20-year veteran of college basketball, Jeff Luster has been the North Texas basketball program's director of operations since Sept. 14, 2010.

Luster is responsible for the day-to-day operations of the Mean Green, which includes travel logistics, meals, camps and budgeting, as well as video operations and special projects.

In two of Luster's three years at North Texas he has helped the Mean Green reach the finals of the Sun Belt Conference Tournament, and average 20 wins per season.

An original member of Neil Dougherty's staff at TCU,

Luster spent six seasons with the Horned Frogs before arriving at NT, including three years as the director of basketball operations and three as an assistant coach.

Overall, Luster has spent 20 years in college basketball as a player, coach and operations director. Prior to his stay at TCU, he served at Colorado as the director of basketball operations for the 2001-02 season, and was also an assistant at Air Force in 1999-00.

He served as the associate head coach at his alma mater, Tabor College (Kan.), where Luster helped lead the Bluejays to the 2001 NAIA Sweet 16 in his lone season.

A standout player in his own right, Luster was a Second-Team All-Kansas Collegiate Athletic Conference guard. He graduated from Tabor in 1996 with his bachelor's in physical education while spending the 1995-96 campaign as a student assistant coach.

Luster also spent a season each at Central College (Kan.), McPherson College (Kan.) and Lamar Community College (Kan.) as an assistant coach in between his two stays at Tabor.

Born June 2, 1971, in Colorado Springs, Colo., Luster graduated from Littleton High School in 1990. He and his wife, Shay, have three children: Taylor, Payton and Cooper.



Personal

Hometown: Littleton, Colo.

Alma Mater: Tabor College (1996)

Wife: Shay

Children: Taylor, Payton and Cooper

Coaching

- North Texas: Dir of Ops (2010-Present)
- TCU: Asst Coach (2005-08)
- TCU: Dir of Ops (2002-05)
- Colorado: Dir of Ops (2001-02)
- Tabor: Assoc Head Coach (2001-01)
- Air Force: Asst Coach (1999-00)
- Lamar CC: Asst Coach (1998-99)
- McPherson College: Asst Coach (1997-98)
- Central: Asst Coach (1996-97)
- Tabor: Student Asst Coach (1995-96)

Playing Career

Seattle Univ.: 1990-91

Tabor College: 1993-95


Honors

- NAIA Sweet 16 at Tabor College.
- 2005 NIT with TCU.
- All-Conference guard at Tabor.
- Helped North Texas advance to two Sun Belt Tournament finals.



PLAYERS

↳ player profiles



2 Brandon Walton

Guard

Sr. ▶ 6-2 ▶ 195
Compton, Calif. ▶
(Casper CC)

↳ **CAREER HIGHS**
Points: 19, Arkansas State -- 01/28/12
Rebounds: 6, at Louisiana-Lafayette -- 01/25/12; at Florida Atlantic -- 02/11/12
Assists: 4, at FIU -- 02/09/12
Steals: 3, at UT Arlington -- 11/22/11
Blocks: 1, at South Alabama -- 01/05/12
FG made: 6, at ULM -- 01/14/12; at UALR -- 02/23/12
FG attempts: 16, at UALR -- 02/23/12
3FG made: 5, at ULM -- 01/14/12
3FG attempts: 10, at UALR -- 02/23/12
FT made: 6, Arkansas State -- 01/28/12
FT attempts: 6, Arkansas State -- 01/28/12; at FIU -- 02/09/12

North Texas 2012-13: Took a redshirt after suffering a foot injury one minute into the season opener at Creighton ... **2011-12:** Just missed the single season top-10 list for 3-pointers in a season with 54 ... 46.2 percent from 3-point in SBC Tournament ... Game-winning 3-pointer with 8.3 seconds left in QF win over ULL (game-high 16 points) ... Ranked 6th in the SBC with 2.1 3-pointers per league game, and 11th with 41.0 3FG% ... Was 32-of-76 (42.1 percent) from 3-point over season's final 15 games ... Team season-high 5 3-pointers at ULM ... 14 double-figure games, including a career-high 19 points at ASU.

↳ **2011-12 STATS**


Opponent	Date	gs	min	Total		3-Pointers		Free throws		Rebounds				pf	a	t/o	blk	stl	pts	avg	
				fg-fga	pct	3fg-fga	pct	ft-fa	pct	off	def	tot	avg								
ST. GREGORY'S	11/11/11		19	3-6	.500	3-6	.500	0-0	.000	1	1	2	2.0	1	0	1	0	0	9	9.0	
at Texas Tech	11/16/11		9	0-3	.000	0-1	.000	0-0	.000	0	0	0	1.0	1	0	1	0	0	0	4.5	
at UT Arlington	11/22/11		21	1-3	.333	1-2	.500	1-4	.250	1	1	2	1.3	1	1	0	0	3	4	4.3	
at Mississippi State	11/27/11		21	2-4	.500	2-4	.500	0-0	.000	0	1	1	1.3	3	2	1	0	2	6	4.8	
at Texas	11/29/11		15	2-8	.250	1-6	.167	0-0	.000	1	1	2	1.4	2	3	1	0	1	5	4.8	
vs La Sierra	12/02/11		19	5-8	.625	2-4	.500	2-2	1.000	2	0	2	1.5	2	0	0	0	0	14	6.3	
vs Columbia	12/03/11		19	2-8	.250	0-3	.000	0-0	.000	2	0	2	1.6	2	1	1	0	0	4	6.0	
at Loyola Marymount	12/04/11		19	1-8	.125	0-6	.000	2-2	1.000	1	0	1	1.5	3	0	0	0	0	4	5.8	
SAM HOUSTON STATE	12/10/11		31	1-9	.111	0-5	.000	1-4	.250	4	2	6	2.0	0	0	0	0	2	3	5.4	
JACKSON STATE	12/18/11		10	1-6	.167	0-2	.000	1-3	.333	2	1	3	2.1	0	1	0	0	0	3	5.2	
GRAMBLING STATE	12/20/11		21	3-8	.375	3-6	.500	2-2	1.000	1	3	4	2.3	1	1	0	0	0	11	5.7	
LSU	12/22/11		16	2-6	.333	2-6	.333	3-4	.750	0	1	1	2.2	0	0	0	0	0	9	6.0	
NEW ORLEANS	12/27/11		18	1-6	.167	0-0	.000	0-0	.000	2	2	4	2.3	3	0	2	0	0	2	5.7	
UALR	12/29/11		5	2-2	1.000	2-2	1.000	0-0	.000	0	1	1	2.2	2	0	2	0	0	6	5.7	
TROY	12/31/11	*	29	3-9	.333	3-9	.333	1-2	.500	1	3	4	2.3	1	2	1	0	1	10	6.0	
at South Alabama	01/05/12	*	23	1-5	.200	0-3	.000	0-0	.000	1	4	5	2.5	4	1	0	1	1	2	5.8	
at Arkansas State	01/07/12	*	23	3-8	.375	3-6	.500	0-0	.000	0	1	1	2.4	3	0	1	0	0	9	5.9	
WESTERN KENTUCKY	01/12/12	*	24	3-5	.600	2-3	.667	0-1	.000	0	1	1	2.3	1	3	0	0	2	8	6.1	
at ULM	01/14/12	*	28	6-10	.600	5-8	.625	1-2	.500	1	1	2	2.3	3	1	1	0	1	18	6.7	
DENVER	01/21/12	*	42	4-9	.444	2-7	.286	2-2	1.000	0	0	0	2.2	1	2	4	0	0	12	7.0	
at Louisiana-Lafayette	01/25/12	*	26	4-10	.400	1-4	.250	2-3	.667	3	3	6	2.4	4	1	1	0	0	11	7.1	
ARKANSAS STATE	01/28/12	*	33	5-9	.556	3-5	.600	6-6	1.000	0	3	3	2.4	2	2	1	0	2	19	7.7	
MIDDLE TENNESSEE	02/02/12	*	28	3-9	.333	2-4	.500	1-3	.333	0	3	3	2.4	3	1	2	0	1	9	7.7	
at FIU	02/09/12	*	32	4-12	.333	3-8	.375	4-6	.667	3	2	5	2.5	3	4	0	0	2	15	8.0	
at Florida Atlantic	02/11/12	*	42	4-7	.571	1-4	.250	2-2	1.000	1	5	6	2.7	4	3	7	0	2	11	8.2	
ULM	02/16/12	*	30	2-6	.333	2-5	.400	0-0	.000	0	2	2	2.7	1	1	1	0	2	6	8.1	
LOUISIANA-LAFAYETTE	02/18/12		25	0-6	.000	0-3	.000	0-2	.000	0	1	1	2.6	5	0	2	0	0	0	7.8	
at UALR	02/23/12	*	43	6-16	.375	4-10	.400	0-1	.000	0	2	2	2.6	4	1	1	0	0	16	8.1	
at Denver	02/26/12	*	23	4-5	.800	1-2	.500	4-4	1.000	0	2	2	2.6	4	0	1	0	0	13	8.2	
vs Louisiana-Lafayette	03/04/12	*	36	5-10	.500	3-5	.600	3-3	1.000	0	5	5	2.6	1	0	2	0	2	16	8.5	
vs Arkansas State	03/05/12	*	30	4-7	.571	1-4	.250	2-2	1.000	1	0	1	2.6	0	2	2	0	1	11	8.6	
vs Western Kentucky	03/06/12	*	32	5-9	.556	2-4	.500	2-3	.667	1	1	2	2.6	2	2	2	0	0	14	8.8	
Totals			17	792	92-237	.388	54-147	.367	42-63	.667	29	53	82	2.6	67	35	38	1	25	280	8.8

↳ **CAREER STATS**

Season	gp-gs	min/avg	Total		3-Point		F-Throws		Rebounds				Scoring							
			fg-fga	pct	fg-fga	pct	ft-fa	pct	off	def	tot	avg	pf	fo	ast	to	blk	stl	pts	avg
2011-12	32-17	792/24.8	92-237	.388	54-147	.367	42-63	.667	29	53	82	2.6	67	1	35	38	1	25	280	8.8
2012-13	1-0	1/1.0	0-0	.000	0-0	.000	0-0	.000	0	0	0	0.0	0	0	0	0	0	0	0	0.0
TOTAL	33-17	793/24.0	92-237	.388	54-147	.367	42-63	.667	29	53	82	2.5	67	1	35	38	1	25	280	8.5

PLAYERS

↳ player profiles



3 Alzee Williams

Guard

Sr. ▶ 6-4 ▶ 175
Dallas, Texas ▶
(Mississippi Elite Christian)

↳ CAREER HIGHS

Points: 29, Middle Tennessee -- 02/02/12
Rebounds: 8, Lehigh -- 12/20/12
Assists: 5, Arkansas State -- 01/28/12; at Middle Tennessee -- 12/31/12
Steals: 2, 5 times
Blocks: 1, 8 times
FG made: 10, Middle Tennessee -- 02/02/12
FG attempts: 19, Middle Tennessee -- 02/02/12
3FG made: 2, at ULM -- 02/27/10; at UALR -- 1/10/13
3FG attempts: 4, at Loyola Marymount -- 12/04/11
FT made: 9, Middle Tennessee -- 02/02/12; at UALR -- 02/23/12; Arkansas State
FT attempts: 11, Middle Tennessee -- 02/02/12; Arkansas State -- 2/28/13

North Texas: Averaged a turnover every 28.3 minutes, which was the eighth best ratio among all players in the country ... Averaged a team-high 34.5 minutes per game, which ranked fourth in the SBC ... Posted 967 total minutes and just missed becoming the second player in NT history to top the 1,000 minute mark in back-to-back seasons (Josh White: '09, '10, '11) ... Ranked fourth at NT and 19th in the Sun Belt with 11.1 points per game ... 73.1 free throw mark ranked 14th in the SBC ... Posted 20 double-digit scoring performances, including 13 of the season's final 14 games.

↳ 2012-13 STATS

Opponent	Date	gs	min	Total		3-Pointers		Free throws		Rebounds				pf	a	t/o	blk	stl	pts	avg	
				fg-fga	pct	3fg-fga	pct	ft-fa	pct	off	def	tot	avg								
at Creighton	11/09/12	*	29	3-14	.214	0-0	.000	3-4	.750	2	1	3	3.0	1	1	0	0	0	9	9.0	
vs Alabama-Huntsville	11/12/12	*	32	1-6	.167	0-0	.000	0-2	.000	1	2	3	3.0	0	3	0	0	1	2	5.5	
vs Lamar	11/13/12	*	37	6-11	.545	0-0	.000	5-7	.714	2	3	5	3.7	0	2	0	0	0	17	9.3	
CAMERON	11/16/12	*	22	6-7	.857	0-0	.000	0-0	.000	0	2	2	3.3	1	1	1	1	0	12	10.0	
vs IUPUI	11/19/12	*	33	3-11	.273	0-0	.000	2-4	.500	1	3	4	3.4	1	4	0	0	0	8	9.6	
at Virginia	11/20/12	*	33	4-11	.364	0-0	.000	3-5	.600	1	0	1	3.0	2	0	1	0	2	11	9.8	
UT ARLINGTON	11/28/12	*	37	4-9	.444	1-2	.500	5-8	.625	1	1	2	2.9	3	0	2	0	1	14	10.4	
LOUISIANA	12/1/12	*	31	1-9	.111	0-0	.000	5-6	.833	3	1	4	3.0	1	2	1	0	0	7	10.0	
at Saint Louis	12/5/12	*	35	3-5	.600	0-0	.000	2-2	1.000	0	2	2	2.9	1	1	0	0	0	8	9.8	
JACKSON STATE	12/8/12	*	36	5-8	.625	0-0	.000	4-5	.800	2	3	5	3.1	2	2	1	0	1	14	10.2	
SOUTHEASTERN LA.	12/16/12	*	34	5-12	.417	0-0	.000	1-3	.333	1	2	3	3.1	0	1	0	0	2	11	10.3	
LEHIGH	12/20/12	*	32	6-14	.429	0-1	.000	8-8	1.000	4	4	8	3.5	1	0	2	0	0	20	11.1	
at Western Kentucky	12/29/12	*	38	3-9	.333	0-1	.000	2-3	.667	2	2	4	3.5	2	1	2	1	0	8	10.8	
at Middle Tennessee	12/31/12	*	35	2-8	.250	0-1	.000	0-0	.000	0	2	2	3.4	3	5	2	0	0	4	10.4	
TROY	1/3/13		23	4-6	.667	1-1	1.000	1-1	1.000	2	1	3	3.4	1	0	0	0	0	10	10.3	
at UALR	1/10/13	*	39	5-9	.556	2-3	.667	1-2	.500	1	1	2	3.3	0	0	1	0	0	13	10.5	
SOUTH ALABAMA	1/12/13	*	40	5-9	.556	0-0	.000	1-2	.500	2	2	4	3.4	0	2	0	0	1	11	10.5	
at FIU	01/17/13	*	39	4-9	.444	1-3	.333	4-6	.667	2	2	4	3.4	1	2	4	0	0	13	10.7	
UALR	1/26/13		33	0-3	.000	0-1	.000	0-0	.000	1	2	3	3.4	0	0	2	0	0	0	10.1	
at Louisiana	01/31/13		36	5-10	.500	0-0	.000	4-5	.800	1	3	4	3.4	0	3	3	0	0	14	10.3	
at Arkansas State	2/2/13	*	42	2-10	.200	0-1	.000	6-8	.750	2	1	3	3.4	2	1	2	0	1	10	10.3	
WESTERN KENTUCKY	2/7/13	*	38	7-10	.700	0-0	.000	3-5	.600	0	1	1	3.3	1	1	0	0	0	17	10.6	
FIU	2/9/13		33	6-7	.857	0-0	.000	3-4	.750	1	1	2	3.2	2	2	2	0	0	15	10.8	
at ULM	02/14/13		33	3-12	.250	0-0	.000	4-4	1.000	2	0	2	3.2	1	2	3	0	1	10	10.8	
at Troy	02/16/13	*	40	4-10	.400	0-2	.000	2-3	.667	1	2	3	3.2	1	2	1	0	1	10	10.7	
FLORIDA ATLANTIC	2/21/13	*	44	2-8	.250	0-0	.000	6-7	.857	1	5	6	3.3	2	2	1	1	1	10	10.7	
at South Alabama	02/23/13	*	29	6-12	.500	0-1	.000	3-4	.750	1	2	3	3.3	0	0	2	0	1	15	10.9	
ARKANSAS STATE	2/28/13	*	34	5-9	.556	0-0	.000	9-11	.818	2	4	6	3.4	0	0	2	0	0	19	11.1	
Totals			22	967	110-258	.426	5-17	.294	87-119	.731	39	55	94	3.4	29	40	35	3	13	312	11.1


↳ CAREER STATS

Season	gp-gs	min/avg	Total		3-Point		F-Throws		Rebounds				Scoring							
			fg-fga	pct	fg-fga	pct	ft-fa	pct	off	def	tot	avg	pf	fo	ast	to	blk	stl	pts	avg
2009-10	32-0	244/7.6	21-64	.328	5-31	.161	14-22	.636	3	20	23	0.7	19	0	5	18	3	7	61	1.9
2011-12	32-30	1018/31.8	126-267	.472	5-21	.238	78-99	.788	36	73	109	3.4	36	0	54	41	2	17	335	10.5
2012-13	28-22	967/34.5	110-258	.426	5-17	.294	87-119	.731	39	55	94	3.4	29	0	40	35	3	13	312	11.1
TOTAL	92-52	2229/24.2	257-589	.436	15-69	.217	179-240	.746	78	148	226	2.5	84	0	99	94	8	37	708	7.7



PLAYERS

↳ player profiles



5 Chris Jones

Guard

Jr. ▶ 6-2 ▶ 200
Garland, TX ▶
(Lakeview Centennial HS)

↳ **CAREER HIGHS**
Points: 31, at Texas Tech -- 11/16/11
Rebounds: 12, St. Gregory's -- 11/11/11
Assists: 10, Troy -- 12/31/11
Steals: 6, UT Arlington -- 11/28/12
Blocks: 1, 4 times
FG made: 9, at Texas Tech -- 11/16/11
FG attempts: 21, at Texas Tech -- 11/16/11
3FG made: 5, Jackson State -- 12/18/11
3FG attempts: 6, at UT Arlington -- 11/22/11; at Mississippi State -- 11/27/11
FT made: 12, at Texas Tech -- 11/16/11
FT attempts: 13, at Texas Tech -- 11/16/11; Louisiana -- 12/1/12

North Texas: Missed 16 games with a broken foot sustained Dec. 29 at Western Kentucky, but returned to average 9.2 points and 4.6 assists per game on the year (third in Sun Belt) ... Tallied six assists in just 20 minutes in his return from injury at South Alabama ... Ranked third in the Sun Belt with 2.1 steals per game, which included a career-high six steal outing against UT Arlington ... 1.6 assist-to-turnover ratio was the SBC's fourth highest ... Racked up seven double-digit scoring games, including back-to-back 20-plus point games against Louisiana-Lafayette (23) and St. Louis (21).

↳ **2012-13 STATS**


Opponent	Date	gs	min	Total		3-Pointers		Free throws		Rebounds				pf	a	t/o	blk	stl	pts	avg	
				fg-fga	pct	3fg-fga	pct	ft-fa	pct	off	def	tot	avg								
at Creighton	11/09/12	*	21	0-4	.000	0-1	.000	0-0	.000	1	3	4	4.0	4	3	2	0	1	0	0.0	
vs Alabama-Huntsville	11/12/12	*	26	3-15	.200	0-2	.000	7-12	.583	1	2	3	3.5	3	7	3	0	1	13	6.5	
vs Lamar	11/13/12	*	29	7-9	.778	0-0	.000	1-1	1.000	0	2	2	3.0	1	7	3	0	1	15	9.3	
CAMERON	11/16/12	*	24	8-9	.889	0-0	.000	0-1	.000	0	5	5	3.5	2	7	2	0	1	16	11.0	
vs IUPUI	11/19/12	*	29	4-6	.667	1-1	1.000	0-0	.000	0	3	3	3.4	2	8	5	0	2	9	10.6	
at Virginia	11/20/12	*	23	3-8	.375	0-2	.000	0-0	.000	2	1	3	3.3	4	2	1	0	1	6	9.8	
UT ARLINGTON	11/28/12	*	33	2-10	.200	0-1	.000	3-4	.750	2	2	4	3.4	3	5	3	0	6	7	9.4	
LOUISIANA	12/1/12	*	34	6-12	.500	1-2	.500	10-13	.769	3	2	5	3.6	3	4	2	0	4	23	11.1	
at Saint Louis	12/5/12	*	37	8-13	.615	1-1	1.000	4-5	.800	1	6	7	4.0	2	7	6	0	3	21	12.2	
JACKSON STATE	12/8/12	*	24	3-10	.300	0-3	.000	5-6	.833	0	1	1	3.7	4	3	2	0	0	11	12.1	
SOUTHEASTERN LA.	12/16/12	*	25	0-7	.000	0-2	.000	1-2	.500	1	3	4	3.7	4	1	1	0	3	1	11.1	
LEHIGH	12/20/12	*	23	0-8	.000	0-0	.000	0-0	.000	1	3	4	3.8	0	7	4	0	1	0	10.2	
at Western Kentucky	12/29/12	*	30	4-7	.571	0-1	.000	2-2	1.000	0	3	3	3.7	2	4	1	0	5	10	10.2	
at South Alabama	02/23/13		20	1-6	.167	0-0	.000	1-4	.250	0	1	1	3.5	2	6	1	0	1	3	9.6	
ARKANSAS STATE	2/28/13		28	4-7	.571	0-2	.000	0-0	.000	0	7	7	3.7	3	2	6	0	4	8	9.5	
vs Louisiana-Lafayette	03/08/13	*	31	1-9	.111	0-0	.000	2-5	.400	1	1	2	3.6	5	1	4	0	0	4	9.2	
Totals			14	437	54-140	.386	3-18	.167	36-55	.655	13	45	58	3.6	44	74	46	0	34	147	9.2

↳ **CAREER STATS**

Season	gp-gs	min/avg	Total		3-Point		F-Throws		Rebounds				Scoring							
			fg-fga	pct	fg-fga	pct	ft-fa	pct	off	def	tot	avg	pf	fo	ast	to	blk	stl	pts	avg
2011-12	19-19	558/29.4	97-222	.437	18-64	.281	55-71	.775	11	78	89	4.7	40	0	81	70	4	45	267	14.1
2012-13	16-14	437/27.3	54-140	.386	3-18	.167	36-55	.655	13	45	58	3.6	44	1	74	46	0	34	147	9.2
TOTAL	35-33	995/28.4	151-362	.417	21-82	.256	91-126	.722	24	123	147	4.2	84	1	155	116	4	79	414	11.8

PLAYERS

↳ player profiles



10 Austin Mitchell

Guard

So. ▶ 6-1 ▶ 180
Plano, TX ▶
(Plano HS)

↳ CAREER HIGHS

Rebounds: 1, 4 times
Steals: 1, vs Lamar -- 11/13/12
FG attempts: 1, at Creighton -- 11-09-12; at Creighton -- 11/09/12

North Texas: Averaged 0.9 minutes in 19 games for NT ... Tallied a rebound in three games, including the season opener at Creighton ... Posted a steal in the NIT Season Tip-Off game against Lamar ... Missed his only shot attempt of the year against the Blue Jays.

↳ 2012-13 STATS

Opponent	Date	gs	min	Total		3-Pointers		Free throws		Rebounds				pf	a	t/o	blk	stl	pts	avg
				fg-fga	pct	3fg-fga	pct	ft-fa	pct	off	def	tot	avg							
at Creighton	11/09/12	1		0-1	.000	0-0	.000	0-0	.000	1	0	1	1.0	0	0	0	0	0	0	0.0
vs Lamar	11/13/12	1		0-0	.000	0-0	.000	0-0	.000	0	0	0	0.5	0	0	0	0	1	0	0.0
CAMERON	11/16/12	1		0-0	.000	0-0	.000	0-0	.000	0	0	0	0.3	0	0	0	0	0	0	0.0
vs IUPUI	11/19/12	1		0-0	.000	0-0	.000	0-0	.000	0	0	0	0.3	0	0	0	0	0	0	0.0
at Virginia	11/20/12	1		0-0	.000	0-0	.000	0-0	.000	0	0	0	0.2	0	0	0	0	0	0	0.0
JACKSON STATE	12/8/12	2		0-0	.000	0-0	.000	0-0	.000	0	1	1	0.3	0	0	0	0	0	0	0.0
LEHIGH	12/20/12	1		0-0	.000	0-0	.000	0-0	.000	0	0	0	0.3	0	0	0	0	0	0	0.0
TROY	1/3/13	1		0-0	.000	0-0	.000	0-0	.000	0	0	0	0.3	0	0	0	0	0	0	0.0
ULM	1/5/13	1		0-0	.000	0-0	.000	0-0	.000	0	0	0	0.2	0	0	0	0	0	0	0.0
at UALR	1/10/13	1		0-0	.000	0-0	.000	0-0	.000	0	0	0	0.2	0	0	1	0	0	0	0.0
SOUTH ALABAMA	1/12/13	2		0-0	.000	0-0	.000	0-0	.000	0	0	0	0.2	0	0	0	0	0	0	0.0
at FIU	01/17/13	1		0-0	.000	0-0	.000	0-0	.000	0	0	0	0.2	0	0	0	0	0	0	0.0
at Florida Atlantic	1/19/13	0		0-0	.000	0-0	.000	0-0	.000	0	1	1	0.2	0	0	0	0	0	0	0.0
at Louisiana	01/31/13	1		0-0	.000	0-0	.000	0-0	.000	0	0	0	0.2	0	0	0	0	0	0	0.0
FIU	2/9/13	0		0-0	.000	0-0	.000	0-0	.000	0	0	0	0.2	0	0	1	0	0	0	0.0
at ULM	02/14/13	0		0-0	.000	0-0	.000	0-0	.000	0	0	0	0.2	0	0	0	0	0	0	0.0
at South Alabama	02/23/13	1		0-0	.000	0-0	.000	0-0	.000	0	0	0	0.2	0	0	0	0	0	0	0.0
ARKANSAS STATE	2/28/13	1		0-0	.000	0-0	.000	0-0	.000	0	0	0	0.2	0	0	0	0	0	0	0.0
vs Louisiana-Lafayette	03/08/13	1		0-0	.000	0-0	.000	0-0	.000	0	0	0	0.2	0	0	0	0	0	0	0.0
Totals		0	18	0-1	.000	0-0	.000	0-0	.000	1	2	3	0.2	0	0	2	0	1	0	0.0

Games played: 19
Minutes/game: 0.9
FG Pct: 0.0

Rebounds/game: 0.2
Turnovers/game: 0.1
Steals/game: 0.1


↳ CAREER STATS

Season	gp-gs	min/avg	Total		3-Point		F-Throws		Rebounds				pf	fo	ast	to	blk	stl	Scoring	
			fg-fga	pct	fg-fga	pct	ft-fa	pct	off	def	tot	avg							pts	avg
2012-13	19-0	18/0.9	0-1	.000	0-0	.000	0-0	.000	1	2	3	0.2	0	0	0	2	0	1	0	0.0
TOTAL	19-0	18/0.9	0-1	.000	0-0	.000	0-0	.000	1	2	3	0.2	0	0	0	2	0	1	0	0.0



PLAYERS

↳ player profiles



23 Jordan Williams

Guard

Jr. ▶ 6-6 ▶ 195
Dallas, TX ▶
(Kimball HS)

↳ CAREER HIGHS

Points: 31, at Louisiana -- 01/31/13
Rebounds: 8, at Texas -- 11/29/11; Sam Houston State -- 12/10/11; at Arkansas State
Assists: 5, vs La Sierra -- 12/02/11
Steals: 4, at Mississippi State -- 11/27/11
Blocks: 3, ULM -- 1/5/13; Cameron -- 11/16/12
FG made: 12, at Louisiana -- 01/31/13
FG attempts: 19, Western Kentucky -- 2/7/13
3FG made: 7, at Troy -- 02/16/13
3FG attempts: 9, at Troy -- 02/16/13
FT made: 8, at Florida Atlantic -- 1/19/13; Middle Tennessee -- 1/24/13
FT attempts: 11, at Louisiana -- 01/31/13

North Texas: Led North Texas and ranked ninth in the Sun Belt with 14.2 points per game ... One of the region's top 3-point shooters, Williams made 46-of-135 (34.1 percent) from deep ... 73.2 free throw mark on 101-of-138 shooting ranked 13th in the conference ... Averaged 18.5 points over the year's final 13 games, and 16.0 points per Sun Belt game

(Fifth in SBC) ... Inside the 3-point arc, Williams is a career 48.1 percent shooter (155-of-322) ... Scored a career-high and team season-high 31 points at Louisiana-Lafayette ... Hit seven 3-pointers at Troy (on nine attempts), which tied for fifth most in NT history.

↳ 2012-13 STATS


Opponent	Date	gs	min	Total		3-Pointers		Free throws		Rebounds				pf	a	t/o	blk	stl	pts	avg	
				fg-fga	pct	3fg-fga	pct	ft-fa	pct	off	def	tot	avg								
at Creighton	11/09/12	*	30	4-14	.286	0-5	.000	1-3	.333	4	1	5	5.0	3	1	5	0	0	9	9.0	
vs Alabama-Huntsville	11/12/12	*	36	8-16	.500	3-8	.375	7-7	1.000	3	1	4	4.5	4	1	2	2	2	26	17.5	
vs Lamar	11/13/12	*	18	2-7	.286	0-2	.000	2-2	1.000	1	1	2	3.7	2	3	2	0	2	6	13.7	
CAMERON	11/16/12	*	25	4-12	.333	1-5	.200	2-3	.667	1	1	2	3.3	1	0	2	3	0	11	13.0	
vs IUPUI	11/19/12	*	28	4-8	.500	3-3	1.000	2-3	.667	2	3	5	3.6	3	1	3	0	0	13	13.0	
at Virginia	11/20/12	*	28	4-15	.267	0-6	.000	4-5	.800	2	0	2	3.3	4	0	4	0	0	12	12.8	
UT ARLINGTON	11/28/12	*	26	2-9	.222	0-4	.000	3-4	.750	1	2	3	3.3	2	0	4	0	0	7	12.0	
LOUISIANA	12/1/12	*	28	5-12	.417	1-3	.333	0-0	.000	1	1	2	3.1	1	0	1	0	2	11	11.9	
at Saint Louis	12/5/12		20	0-4	.000	0-0	.000	0-0	.000	0	3	3	3.1	2	0	1	0	0	0	10.6	
JACKSON STATE	12/8/12		25	4-10	.400	1-4	.250	2-2	1.000	0	4	4	3.2	2	1	0	0	0	11	10.6	
SOUTHEASTERN LA.	12/16/12		15	4-6	.667	0-1	.000	0-1	.000	2	2	4	3.3	2	0	1	0	0	8	10.4	
LEHIGH	12/20/12	*	27	4-10	.400	0-2	.000	4-5	.800	3	4	7	3.6	1	2	1	0	1	12	10.5	
at Western Kentucky	12/29/12		27	7-13	.538	3-4	.750	1-1	1.000	0	0	0	3.3	3	1	2	0	0	18	11.1	
at Middle Tennessee	12/31/12	*	40	5-14	.357	1-7	.143	4-6	.667	1	2	3	3.3	1	0	1	0	1	15	11.4	
TROY	1/3/13	*	35	4-8	.500	0-1	.000	4-5	.800	3	3	6	3.5	1	2	0	1	0	12	11.4	
ULM	1/5/13	*	37	6-12	.500	2-4	.500	2-3	.667	0	1	1	3.3	1	1	3	3	0	16	11.7	
at UALR	1/10/13	*	32	3-6	.500	0-1	.000	3-5	.600	1	3	4	3.4	1	1	5	1	0	9	11.5	
SOUTH ALABAMA	1/12/13	*	33	4-10	.400	1-3	.333	4-4	1.000	2	4	6	3.5	4	0	1	2	2	13	11.6	
at FIU	01/17/13	*	31	2-6	.333	0-1	.000	0-0	.000	1	1	2	3.4	5	1	3	0	1	4	11.2	
at Florida Atlantic	1/19/13	*	41	3-8	.375	0-1	.000	8-8	1.000	2	1	3	3.4	3	3	4	0	1	14	11.4	
MIDDLE TENNESSEE	1/24/13	*	38	5-16	.313	2-7	.286	8-8	1.000	1	3	4	3.4	2	0	2	0	2	20	11.8	
UALR	1/26/13	*	35	7-15	.467	3-6	.500	5-8	.625	1	4	5	3.5	5	0	2	1	1	22	12.2	
at Louisiana	01/31/13	*	38	12-17	.706	2-4	.500	5-11	.455	2	0	2	3.4	0	1	1	2	1	31	13.0	
at Arkansas State	2/2/13	*	39	6-15	.400	3-7	.429	3-4	.750	4	4	8	3.6	4	1	0	0	1	18	13.3	
WESTERN KENTUCKY	2/7/13	*	37	5-19	.263	3-8	.375	2-3	.667	2	4	6	3.7	3	0	0	0	0	15	13.3	
FIU	2/9/13	*	39	4-6	.667	1-2	.500	6-10	.600	1	3	4	3.7	0	2	2	2	1	15	13.4	
at ULM	02/14/13	*	34	7-12	.583	3-5	.600	5-6	.833	1	0	1	3.6	4	0	5	0	0	22	13.7	
at Troy	02/16/13	*	35	9-11	.818	7-9	.778	0-0	.000	0	1	1	3.5	3	1	4	0	0	25	14.1	
FLORIDA ATLANTIC	2/21/13	*	44	3-13	.231	1-4	.250	7-8	.875	2	3	5	3.6	0	0	4	0	1	14	14.1	
at South Alabama	02/23/13	*	32	3-18	.167	0-6	.000	3-4	.750	4	3	7	3.7	3	0	1	1	0	9	13.9	
ARKANSAS STATE	2/28/13	*	25	7-13	.538	2-6	.333	0-1	.000	1	2	3	3.7	2	0	2	0	3	16	14.0	
vs Louisiana-Lafayette	03/08/13	*	36	6-13	.462	3-6	.500	4-8	.500	1	4	5	3.7	0	0	1	0	1	19	14.2	
Totals			28	1014	153-368	.416	46-135	.341	101-138	.732	50	69	119	3.7	72	23	69	18	23	453	14.2

↳ CAREER STATS

Season	gp-gs	min/avg	Total		3-Point		F-Throws		Rebounds				Scoring							
			fg-fga	pct	fg-fga	pct	ft-fa	pct	off	def	tot	avg	pf	fo	ast	to	blk	stl	pts	avg
2011-12	19-13	480/25.3	71-173	.410	23-84	.274	42-54	.778	36	40	76	4.0	39	0	25	41	9	21	207	10.9
2012-13	32-28	1014/31.7	153-368	.416	46-135	.341	101-138	.732	50	69	119	3.7	72	2	23	69	18	23	453	14.2
TOTAL	51-41	1494/29.3	224-541	.414	69-219	.315	143-192	.745	86	109	195	3.8	111	2	48	110	27	44	660	12.9

PLAYERS

↳ player profiles



44 Keith Coleman

Forward

Jr. ▶ 6-10 ▶ 250
Philadelphia, PA ▶
(Marshalltown CC)

↳ CAREER HIGHS

Points: 5, at Louisiana -- 01/31/13; Cameron -- 11/16/12
Rebounds: 7, vs Lamar -- 11/13/12
Assists: 1, 4 times
Steals: 1, 5 times
Blocks: 3, Cameron -- 11/16/12
FG made: 2, at South Alabama -- 02/23/13; Cameron -- 11/16/12; at Virginia
FG attempts: 6, Cameron -- 11/16/12
FT made: 3, at Louisiana -- 01/31/13
FT attempts: 4, at Louisiana -- 01/31/13; Western Kentucky -- 2/7/13

North Texas: Saw action in 30 games, earning a start against Florida Atlantic ... Scored 1.3 points per game, and tallied a season-high five points against Louisiana-Lafayette and Cameron ... Scored in 15 games for a total of 40 points ... Showed his rebounding prowess with a season-best seven boards in the win over Lamar in the NIT Season Tip-Off ... Tallied three games of five-plus rebounds, and 11 multi-board games ... Three of his 11 blocks on the year came against Cameron in the home opener ... Had four straight games with a block in the heart of Sun Belt play.

↳ 2012-13 STATS

Opponent	Date	gs	min	Total		3-Pointers		Free throws		Rebounds				pf	a	t/o	blk	stl	pts	avg	
				fg-fga	pct	3fg-fga	pct	ft-fa	pct	off	def	tot	avg								
at Creighton	11/09/12		12	1-2	.500	0-0	.000	0-1	.000	2	3	5	5.0	2	0	2	0	1	2	2.0	
vs Alabama-Huntsville	11/12/12		8	0-2	.000	0-0	.000	2-2	1.000	1	2	3	4.0	2	0	0	0	0	2	2.0	
vs Lamar	11/13/12		19	1-5	.200	0-0	.000	0-1	.000	1	6	7	5.0	1	1	3	1	1	2	2.0	
CAMERON	11/16/12		17	2-6	.333	0-0	.000	1-2	.500	2	2	4	4.8	1	0	1	3	0	5	2.8	
vs IUPUI	11/19/12		3	0-1	.000	0-0	.000	0-0	.000	0	0	0	3.8	2	0	0	0	0	0	2.2	
at Virginia	11/20/12		7	2-2	1.000	0-0	.000	0-0	.000	1	0	1	3.3	1	0	1	0	0	4	2.5	
UT ARLINGTON	11/28/12		4	0-0	.000	0-0	.000	0-0	.000	0	0	0	2.9	1	0	0	0	0	0	2.1	
LOUISIANA	12/1/12		6	0-0	.000	0-0	.000	0-0	.000	0	0	0	2.5	1	0	0	0	0	0	1.9	
at Saint Louis	12/5/12		7	1-1	1.000	0-0	.000	0-0	.000	0	1	1	2.3	1	0	0	0	0	2	1.9	
JACKSON STATE	12/8/12		9	1-2	.500	0-0	.000	0-0	.000	0	2	2	2.3	2	0	0	0	0	2	1.9	
SOUTHEASTERN LA.	12/16/12		6	0-2	.000	0-0	.000	0-0	.000	0	0	0	2.1	1	0	1	1	0	0	1.7	
LEHIGH	12/20/12		3	0-0	.000	0-0	.000	0-2	.000	0	0	0	1.9	0	0	0	0	0	0	1.6	
at Western Kentucky	12/29/12		9	0-3	.000	0-0	.000	0-0	.000	0	3	3	2.0	2	0	0	1	0	0	1.5	
at Middle Tennessee	12/31/12		4	0-0	.000	0-0	.000	0-0	.000	0	1	1	1.9	1	0	0	1	0	0	1.4	
ULM	1/5/13		5	1-1	1.000	0-0	.000	1-2	.500	0	0	0	1.8	0	0	1	0	0	3	1.5	
at UALR	1/10/13		17	1-3	.333	0-0	.000	0-0	.000	0	1	1	1.8	0	0	0	0	0	2	1.5	
SOUTH ALABAMA	1/12/13		8	0-0	.000	0-0	.000	0-0	.000	1	0	1	1.7	4	0	0	0	0	0	1.4	
at FIU	01/17/13		5	0-1	.000	0-0	.000	0-0	.000	0	0	0	1.6	0	1	1	0	0	0	1.3	
at Florida Atlantic	1/19/13		9	0-2	.000	0-0	.000	0-0	.000	0	2	2	1.6	0	0	0	0	0	0	1.3	
MIDDLE TENNESSEE	1/24/13		6	0-0	.000	0-0	.000	0-0	.000	0	0	0	1.6	1	0	0	0	1	0	1.2	
UALR	1/26/13		8	0-1	.000	0-0	.000	0-0	.000	0	0	0	1.5	0	0	1	1	0	0	1.1	
at Louisiana	01/31/13		10	1-3	.333	0-0	.000	3-4	.750	0	1	1	1.5	0	0	1	1	1	5	1.3	
at Arkansas State	2/2/13		5	1-2	.500	0-0	.000	0-0	.000	1	2	3	1.5	2	0	1	1	0	2	1.3	
WESTERN KENTUCKY	2/7/13		17	0-1	.000	0-0	.000	1-4	.250	0	2	2	1.5	3	0	1	1	0	1	1.3	
FIU	2/9/13		14	0-0	.000	0-0	.000	0-0	.000	1	3	4	1.6	2	1	2	0	0	0	1.3	
at ULM	02/14/13		7	1-1	1.000	0-0	.000	0-0	.000	1	0	1	1.6	3	0	2	0	0	2	1.3	
at Troy	02/16/13		3	0-0	.000	0-0	.000	0-0	.000	0	1	1	1.6	4	0	0	0	0	0	1.3	
FLORIDA ATLANTIC	2/21/13	*	12	1-3	.333	0-0	.000	0-0	.000	2	3	5	1.7	2	1	3	0	0	2	1.3	
at South Alabama	02/23/13		10	2-2	1.000	0-0	.000	0-0	.000	0	1	1	1.7	2	0	2	0	0	4	1.4	
vs Louisiana-Lafayette	03/08/13		4	0-0	.000	0-0	.000	0-0	.000	0	0	0	1.6	0	0	1	0	0	0	1.3	
Totals			1	254	16-46	.348	0-0	.000	8-18	.444	13	36	49	1.6	41	4	24	11	4	40	1.3


↳ CAREER STATS

Season	gp-gs	min/avg	Total		3-Point		F-Throws		Rebounds				Scoring							
			fg-fga	pct	fg-fga	pct	ft-fa	pct	off	def	tot	avg	pf	fo	ast	to	blk	stl	pts	avg
2012-13	30-1	254/8.5	16-46	.348	0-0	.000	8-18	.444	13	36	49	1.6	41	0	4	24	11	4	40	1.3
TOTAL	30-1	254/8.5	16-46	.348	0-0	.000	8-18	.444	13	36	49	1.6	41	0	4	24	11	4	40	1.3



PLAYERS

↳ newcomers



0 Vertrail Vaughns

Guard

Sr. ▶ 6-2 ▶ 184
Mesquite, TX ▶
(George Mason)


George Mason

Ended his career at George Mason as one of the most prolific 3-point shooters in

program history ... Connected on 38.5 percent of his attempts from beyond the arc (99-of-257) and sank 99 shots from deep, which ranks eighth and 13th in school history, respectively ... Has 623 career points (5.8 per game) to his credit, and started all 33 games for the Patriots in 2011-12 while pouring in 8.8 points per game ... Played in 107 games for the Patriots over the last three years, and is a two-time Dean's List honoree and twice earned the Colonial Athletic Association Commissioner's Award ... In 2012-13, Vaughns appeared in all but two contests, scoring 5.8 points per game while adding 38 rebounds, 19 steals and 13 assists.

High School

Was rated by ESPN.com as the 58th best shooting guard in the country coming out of Mesquite High School, and TexasHoops.com named him the 25th best player in the state overall.



1 Maurice Aniefiok

Guard/Forward

So. ▶ 6-5 ▶ 205
Lagos, Nigeria ▶
(Ole' Miss)


Univ. of Mississippi

Saw 30 games of action for Ole Miss as a freshman and scored 43 total points (1.4 per

game) on 25.8 percent shooting ... Tallied a season-best 10 points on 4-of-7 shooting, including 2-of-3 from 3-point, against Marquette ... Racked up seven points in 14 minutes against SEC Tournament champion Vanderbilt, and eight points in 16 minutes against SMU ... Showed his range by hitting seven 3-pointers on the year for the Rebels ... 10 of his 23 rebounds came on the offensive glass ... Also tallied 11 assists to just 10 turnovers on the year.

High School

As a prep standout, Aniefiok averaged 13.7 points and 6.6 rebounds per contest while shooting 41 percent from 3-point range at Huntington (W. Va.) Prep ... Led Huntington to a 24-3 record and a national ranking as high as No. 14 by MaxPreps and 18th in the final Rivals.com rankings ... Rated a three-star prospect by Rivals, Scout and ESPN.com ... Coached at Huntington by Rob Fulford ... Also attended Ikeja High School in Lagos, Nigeria ... MVP of the 2010 Ejike Ugboaja basketball camp.



4 Armani Flannigan


Forward

Jr. ▶ 6-8 ▶ 200
Rockford, IL ▶
(Central Wyoming State)

Central Wyoming State

Earned a second-team All-Region IX nod in 2012-13 ... Poured in 14.2 points and 6.6

rebounds per game ... Ranked 67th in the country with a 56.4 percent shooting mark, and also averaged 1.6 steals, 1.6 assists and 1.0 blocks per game ... Tallied 20 double-digit scoring games, including three 20-plus point efforts ... Reached the 10-rebound plateau six times during his sophomore campaign ... As a freshman, Flannigan averaged 13.0 points, 6.6 rebounds and 2.1 assists per game ... He shot 63 percent (139-222) from the floor, and also tallied 1.2 steals and 1.2 blocks per game ... Racked up 19 double-figure scoring games and had 10 or more rebounds four times ... Attended Boylan High School in Rockford, Ill., and averaged 17.8 points and 7.8 rebounds per game for the Titans as a senior, which earned him third-team All-State honors from the Illinois Basketball Coaches Association ... Was also named an NIC-10 Conference All-Star.



21 T.J. Taylor

Guard

Jr. ▶ 6-3 ▶ 220
Denison, TX ▶
(Paris JC / Marquette)

Paris Junior College

Was a third-team All-America selection by the National Junior College Athletic Association

in 2011-12 ... Was an first-team all-conference and all-region honoree under head coach Chuck Taylor at Paris Junior College ... Was a two-time Region 14 Player of the Week ... Helped lead the dragons to the regular season conference title ... Posted season averages of 14.0 points, 5.0 rebounds, 3.0 assists and 1.0 steals per game ... Was named the team's most valuable player, as well as top performer for all of the programs at Paris.

High School

Was a three-time Texas Association of Basketball Coaches All-State selection and a four-time all-region pick at Denison High School ... Finished career as Denison's all-time leading scorer (2,630 points) ... Ranked No. 78 nationally in the 2010 recruiting class by ESPN and No. 104 by Rivals.com ... Regarded as the country's 16th-best point guard by ESPN and the 28th-best shooting guard by Rivals.com and Scout.com ... Averaged 20.7 points, 7.4 rebounds and 4.4 assists as a senior in leading the Yellow Jackets to a 16-16 record ... Shot .478 from the field, .296 (45-for-152) from 3-point range and .742 (132-for-178) from the free throw line ... Named the District 9-4A Co-Offensive Player of the Year as a senior and won the award outright his sophomore and junior seasons ... Named MVP of the 2010 Texas High School Coaches Association All-Star Game.




22 Greg Wesley

Forward

Fr. ▶ 6-7 ▶ 215
Arlington, TX ▶
(Seguin HS)

High School

Ranked as the No. 9 player in the state according to TexasHoops.com ... Powered Seguin to a 33-5 record, including a 13-1 mark in district play ... Ranked 31st among DFW area 4A players with a scoring average of 13.0 points per game ... Also tallied 6.0 rebounds and 1.6 assists per game ... Was named first-team all-district 15-4A ... Helped Seguin, ranked by the Dallas Morning News as the area's top Class 4A squad, defeat state champion Dallas Kimball on a national ESPNU audience in December ... Was named the MVP of the DFW Showboat Classic high school all-star game after a 34-point night ... Described as a dynamic forward with scoring touch and a knack for rebounding ... Scout.com rated Wesley a three-star recruit after he averaged 14.0 points and 6.2 rebounds for Seguin as a junior ... Named a first-team All-District 7-4A pick in 2012 ... Chose the Mean Green over offers from Kansas State, Oklahoma State, Arkansas, TCU, SMU, New Mexico State and Louisiana-Lafayette ... Played for the Texas Titans AAU squad.



24 Kelvin Gaines

Center


Jr. ▶ 6-10 ▶ 227
Ocala, FL ▶
(Cincinnati)

Univ. of Mississippi

As a redshirt freshman in 2011-12, Gaines ranked third on the team with 23 blocks, and he tallied 17 more last season ... Played in 39 games for the Bearcats over the last two years after taking a redshirt in 2010-11 ... Tallied 39 blocks in just 276 career minutes for UC ... Toured Belgium, Germany and London as part of the Global Sports Academy team in 2011 ... Played a total of five games against international competition – two contests in Brussels, Belgium; and one each in Cologne, Germany; Dusseldorf, Germany; and Antwerp, Belgium – and averaged seven points and nine rebounds during the trip.

High School

As a high school senior in 2009-10, Gaines transferred to Arlington Country Day in Jacksonville, Fla., where he led the Apaches to the FHSAA Class 2A finals and a record of 21-6 ... Chose Cincinnati over offers from UCONN, Georgia, Memphis, Oklahoma, and Miami (Fla.) ... As a junior, Gaines averaged 10.1 points, 9.9 rebounds and 6.2 blocks per game in 2008-09 playing for Heat Academy in Martinsville, Va. The Heat finished the season with a record of 50-8 and was ranked as high as No. 12 in the national prep school polls.



33 Colin Voss

Forward

Jr. ▶ 6-7 ▶ 240
Grand Rapids, MI ▶
(Northern Oklahoma)

Northern Oklahoma

Named a second-team NJCAA All-American after leading Northern Oklahoma

College-Tonkawa with 11.6 points and 7.7 rebounds per game, which ranked 84th in the country ... Shot 56.8 percent from the floor, and averaged 1.6 assists and 1.0 steals per game ... Posted 21 games with at least 10 points, and reached the 20-point plateau three times ... A starter in all 31 games, Voss led Northern Oklahoma to a 22-4 record and winning streaks of 12 and 14 games.

Central Michigan

Played in 29 games for Central Michigan as a freshman in 2010-11, and averaged 1.1 points and 1.3 rebounds per game ... Posted a then-career high outing of 10 points and five boards against Ohio ... An injury forced him to redshirt in 2011-12, and he transferred to Northern Oklahoma for the following season.

High School

Earned second-team all-state honors from the Detroit Free Press as a junior at East Grand Rapids High School, and was a standout two-sport athlete ... In fact, Voss won a football state title in 2009, and received several scholarship offers to play football ... A coaches son, Voss played high school football for his father at East Grand Rapids.



OPPONENTS

↳ all-time series

School	Won	Lost	First Mt.	Last Mt.
Abilene Christian	23	9	1920-21	1962-63
Adams State	1	0	1948-49	1948-49
Air Force	1	1	1961-62	1962-63
Alabama	0	5	1995-96	2004-05
UAB	0	1	1997-98	1997-98
Alabama-Huntsville	0	1	2012-13	2012-13
Alcorn State	5	5	1981-82	1991-92
Angelo State	2	0	2004-05	2005-06
Appalachian State	1	0	1990-91	1990-91
Arizona	2	0	1967-68	1969-70
Arizona State	1	2	1972-73	2005-06
Arkansas	1	12	1932-33	2008-09
UALR	9	18	1968-69	2012-13
Arkansas State	19	21	1963-64	2012-13
Arkansas Tech	1	0	1969-70	1969-70
Army	1	0	1988-89	1988-89
Auburn	0	1	2002-03	2002-03
Austin College	48	2	1916-17	1975-76
Avila College	1	0	1994-95	1994-95
Baylor	17	30	1918-19	2003-04
Baylor Medical	2	2	1919-20	1920-21
Belhaven	1	0	2006-07	2006-07
Bethel (Tenn.)	2	0	1969-70	1970-71
Boise State	1	8	1996-97	2009-10
Boston University	0	2	1973-74	1994-95
Bowling Green	1	0	1975-76	1975-76
Bradley	6	30	1957-58	1975-76
Brigham Young	0	2	1980-81	1989-90
Bucknell	0	1	1992-93	1992-93
Buffalo	1	0	1999-00	1999-00
UC Irvine	2	2	1996-97	1999-00
UC Santa Barbara	4	0	1996-97	1999-00
Cal State Fullerton	4	2	1972-73	1999-00
Cal Poly	3	1	1996-97	1999-00
Cameron	7	0	1980-81	2012-13
Centenary	10	11	1954-55	2007-08
Central Michigan	1	0	1981-82	1981-82
Central Okla. State	10	4	1936-37	1978-79
Charlotte	1	1	1975-75	2006-07
Chattanooga	1	1	2004-05	2005-06
Chicago State	1	0	1973-74	1973-74
Cincinnati	4	22	1957-58	1969-70
Colorado	0	3	1993-94	2002-03
Colorado State	2	4	1969-70	1989-90
Columbia	0	1	2011-12	2011-12
Creighton	4	5	1950-51	2012-13
Dallas University	6	0	1916-17	1920-21
Daniel Baker	4	4	1924-25	1930-31
Davidson	0	1	1960-61	1960-61
Decatur Baptist	7	6	1916-17	1926-27
Delta State	0	1	1937-38	1937-38
Denver	15	10	1968-69	2011-12
DePaul	0	2	1979-80	1980-81
Dist. of Columbia	1	0	1982-83	1982-83
Drake	6	30	1950-51	1984-85
East Carolina	1	1	1983-84	1984-85
E. Central Okla.	0	2	1935-36	1935-36
East Texas Baptist	1	0	1994-95	1994-95
Eastern Illinois	1	0	1986-87	1986-87
Eastern Wash.	1	0	1993-94	1993-94
Emporia State	1	1	1955-56	1956-57

School	Won	Lost	First Mt.	Last Mt.
Evansville	0	1	1995-96	1995-96
Fairfield	0	1	1978-79	1978-79
Florida Atlantic	7	3	2006-07	2012-13
FIU	12	4	2000-01	2012-13
Fresno State	1	1	1973-74	1976-77
Georgia Southern	1	1	1973-74	1989-90
Georgia State	1	0	1972-73	1972-73
Georgia Tech	0	1	1997-98	1997-98
Gonzaga	0	1	1962-63	1962-63
Grambling State	2	0	2010-11	2011-12
Hamline (Minn.)	1	0	1942-43	1942-43
Hardin-Simmons	38	25	1920-21	2005-06
Hartford	1	0	2007-08	2007-08
Hawaii	3	1	1966-67	1990-91
Henderson State	2	0	1982-83	2010-11
Houston	5	30	1945-46	2008-09
Houston Baptist	6	1	1976-77	2009-10
Howard Payne	11	8	1924-25	1965-66
Idaho	0	8	1996-97	1999-00
Illinois State	1	1	1978-79	1978-79
Indiana	0	1	2002-03	2002-03
Indiana State	5	1	1968-69	2008-09
Iowa	0	1	1997-98	1997-98
Iowa State	0	1	1998-99	1998-99
IUPUI	1	0	2012-13	2012-13
Jackson State	6	1	1990-91	2012-13
Jacksonville	0	1	1971-72	1971-72
Jarvis Christian	1	0	2006-07	2006-07
Kansas	0	1	2010-11	2010-11
Kansas State	1	5	1972-73	2009-10
Kent State	1	0	1980-81	1980-81
Lamar	12	17	1955-56	2012-13
La Sierra	1	0	2011-12	2011-12
Lipscomb	1	1	2001-02	2001-02
Long Beach State	3	6	1972-73	1999-00
La.-Lafayette	16	22	1949-50	2012-13
La.-Monroe	23	30	1955-56	2012-13
Lehigh	0	1	2012-13	2012-13
Louisiana State	1	1	2010-11	2011-12
Louisiana Tech	7	18	1952-53	2000-01
Louisville	3	18	1954-55	1974-75
Loyola (La.)	1	3	1961-62	1964-65
Loyola Marymount	1	0	2011-12	2011-12
McAlister	1	0	1966-67	1966-67
McMurry	10	2	1927-28	1977-78
McNeese State	19	17	1981-82	1995-96
Marquette	0	3	1969-70	1978-79
Marshall	0	1	1990-91	1990-91
Mary Hardin-Baylor	1	0	1996-97	1996-97
Maryland	0	1	1998-99	1998-99
UMBC	2	0	1994-95	1995-96
Marysville	0	2	1942-43	1948-49
Massachusetts	1	0	1982-83	1982-83
Memphis	6	17	1959-60	2006-07
Middle Tennessee	6	11	2000-01	2012-13
Midwestern	13	14	1947-48	1983-84
Mississippi	0	2	1985-86	1986-87
Mississippi State	0	2	1972-73	2011-12
Missouri	0	2	1976-77	1987-88
Montana	1	0	1979-80	1979-80
Montana State	0	2	1987-88	1988-89

School	Won	Lost	First Mt.	Last Mt.
Morningside	1	0	1937-38	1937-38
Murray State	1	1	1942-43	1959-60
Nebraska	0	4	1973-73	2006-07
Nebraska-Kearney	1	1	1938-39	1938-39
Nevada	2	8	1996-97	1998-99
Nevada-Las Vegas	1	1	1967-68	1969-70
New Mexico	0	2	1987-88	1990-91
New Mexico State	9	19	1951-52	2008-09
New Orleans	10	14	1975-76	2011-12
Niagara	1	0	1974-75	1974-75
Nicholls State	7	9	1970-71	2006-07
Norfolk State	1	0	1996-97	1996-97
North Carolina	0	1	1987-88	1987-88
Northeast Mo.	1	0	1966-67	1966-67
N. Carolina A&T	1	0	1976-77	1976-77
NC-Wilmington	1	1	2004-05	2005-06
North Carolina St.	1	1	1997-98	1997-98
Northwestern	1	0	1967-68	1967-68
Northwestern St.	24	6	1953-54	1995-96
Northwest Okla.	1	1	1938-39	2003-04
Ohio University	0	1	1990-91	1990-91
Oklahoma	1	3	1966-67	2000-01
Oklahoma Baptist	3	0	1928-29	1958-59
Okla. Christian	1	0	1970-71	1970-71
Oklahoma City	6	20	1949-50	1983-84
OK Panhandle State	1	0	2010-11	2010-11
Oklahoma State	1	14	1937-38	2009-10
Oral Roberts	3	4	1976-77	1988-89
Pacific	1	5	1967-68	1999-00
Pepperdine	3	2	1946-47	1982-83
Phillips University	2	0	1939-40	1996-97
Pittsburg State	0	2	1956-57	1957-58
Portland State	1	1	1976-77	1978-79
Princeton	0	1	1998-99	1998-99
Purdue	0	1	1970-71	1970-71
Rice	9	3	1931-32	2010-11
Roosevelt	1	0	1977-78	1977-78
SMU	17	34	1916-17	2002-02
St. Bonaventure	0	1	1978-79	1978-79
St. Edwards	5	0	1953-54	2002-03
St. Francis	0	1	1973-74	1973-74
St. Gregory's	1	0	2011-12	2011-12
St. Joseph's	0	1	1981-82	1981-82
St. Leo	0	1	1970-71	1970-71
St. Louis	9	29	1957-58	2012-13
St. Mary's (Calif.)	0	2	1981-82	1986-87
St. Mary's (Texas)	2	1	1977-78	1980-81
Samford	7	2	1968-69	1996-97
Sam Houston St.	34	28	1925-26	2011-12
San Diego	2	1	1979-80	1989-90
San Diego State	1	0	1976-77	1976-77
San Francisco St.	1	1	1962-63	1980-81
San Jose State	1	0	1979-80	1979-80
Santa Clara	0	3	1968-69	1980-81
Seton Hall	0	1	1980-81	1980-81
South Alabama	8	14	1991-92	2012-13
South Dakota St.	1	1	1965-66	1966-67
Southeastern La.	4	2	1979-80	2012-13
SE Missouri State	1	1	2003-04	2004-05
Southeast Okla.	4	2	1916-17	1953-54
Southern	2	1	2003-04	2007-08

OPPONENTS

↳ all-time series



<u>School</u>	<u>Won</u>	<u>Lost</u>	<u>First Mt.</u>	<u>Last Mt.</u>
Southern Colorado	1	0	1969-70	1969-70
Southern Illinois	1	0	1975-76	1975-76
Southern Miss.	5	16	1951-52	1988-89
Missouri St.	2	1	2000-01	2002-03
Southwestern	1	0	1986-87	1986-87
Southwestern Kan.	2	0	1948-49	1986-87
Southwestern Okla.	1	0	1938-39	1938-39
Spring Hill	2	1	1953-54	1958-59
Stephen F. Austin	32	33	1925-26	2006-07
Stetson	2	0	1959-60	1969-70
Stout Institute	1	1	1942-43	1942-43
Syracuse	0	1	1977-78	1977-78
Tarleton St.	2	0	1975-76	1994-95
Tennessee	0	1	1973-74	1973-74
Tennessee-Martin	1	0	2004-05	2004-05
Tennessee Tech	2	1	1978-79	2002-03
Texas	5	26	1917-18	2011-12
Tex.-Arlington	30	23	1925-26	2012-13
Tex.-El Paso	2	4	1951-52	1989-90
Tex.-Pan Amer.	8	13	1976-77	2005-06
Tex.-Permian Basin	2	0	2004-05	2005-06
Tex.-San Antonio	8	9	1981-82	1995-96
Texas A&M	8	10	1938-39	2009-10
Tex. A&M-Commerce	26	27	1917-18	2002-03
Tex. A&M-CC	2	1	1949-50	2000-01
Tex. A&M-Int.	1	0	2007-08	2007-08
Tex. A&M-Kingsville	5	2	1930-31	2001-02
Texas Christian	31	43	1916-17	2004-05
Texas Lutheran	1	0	1980-81	1980-81
Texas Southern	3	4	1982-83	2010-11
Texas State	59	28	1921-22	2010-11
Texas Tech	5	10	1946-47	2011-12
Texas Wesleyan	6	11	1934-35	1984-85
Trinity	42	5	1919-20	1975-76
Troy	10	3	2005-06	2012-13
Tulsa	14	35	1921-22	2006-07
UCLA	0	1	1988-89	1988-89
Univ. of the Southwest	1	0	2009-10	2009-10
U.S. International	1	0	1979-80	1979-80
Utah	0	1	1986-87	1986-87
Utah State	1	8	1975-76	1999-00
Valparaiso	0	1	1984-85	1984-85
Virginia	0	1	2012-13	2012-13
Virginia Common.	1	0	1975-76	1975-76
Warrensburg	0	1	1939-40	1939-40
Washburn State	0	1	1949-50	1949-50
Wayland Baptist	5	1	1952-53	1964-65
Weber State	2	2	1981-82	2002-03
Westmont College	1	0	1985-86	1985-86
West Texas A&M	23	23	1922-23	1991-92
Western Kentucky	5	15	2000-01	2012-13
Western New Mexico	1	0	2007-08	2007-08
Wichita State	11	26	1957-58	1982-83
William Jewell	1	0	1963-64	1963-64
William and Mary	0	1	1958-59	1958-59
Winthrop	1	0	2002-03	2002-03
Wisc.-Parkside	1	0	1975-76	1975-76
Wyoming	1	4	1969-70	1999-00
York College	1	0	1942-43	1942-43
Youngstown State	1	0	1985-86	1995-86



OPPONENTS

↳ north texas vs. conferences

↳ America East

Team	Won	Lost
Albany	0	0
Binghamton	0	0
Hartford	1	0
Maine	0	0
UMBC	2	0
UMass-Lowell	0	0
New Hampshire	0	0
Stony Brook	0	0
Vermont	0	0
Totals (1,000)	3	0

↳ American Athletic

Team	Won	Lost
Central Florida	0	0
Cincinnati	4	22
Connecticut	0	0
Houston	5	30
Louisville	3	18
Memphis	6	17
Rutgers	0	0
SMU	17	34
South Florida	0	0
Temple	0	0
Totals (.224)	35	121

↳ Atlantic Coast

Team	Won	Lost
Boston College	0	2
Clemson	0	0
Duke	0	0
Florida State	0	0
Georgia Tech	0	1
Maryland	0	1
Miami	0	0
North Carolina	0	1
North Carolina State	1	1
Notre Dame	0	0
Pittsburgh	0	0
Syracuse	0	1
Virginia	0	1
Virginia Tech	0	0
Wake Forest	0	0
Totals (.111)	1	8

↳ Atlantic Sun

Team	Won	Lost
East Tennessee St.	0	0
Florida Gulf Coast	0	0
Jacksonville	0	0
Kennesaw State	0	0
Lipscomb	1	1
Mercer	0	0
North Florida	0	0
Northern Kentucky	0	0
Stetson	2	0
USC-Upstate	0	0
Totals (.750)	3	1

↳ Atlantic 10

Team	Won	Lost
Dayton	0	0
Duquesne	0	0
Fordham	0	0
George Mason	0	0
George Washington	0	0
La Salle	0	0
Massachusetts	0	0
Rhode Island	0	0
Richmond	0	0
St. Bonaventure	0	1
St. Joseph's	0	0
St. Louis	9	29
VCU	1	0
Totals (.250)	10	30

↳ Big East

Team	Won	Lost
Butler	0	0
Creighton	4	5
DePaul	0	2
Georgetown	0	0
Marquette	0	3
Providence	0	0
Seton Hall	0	0
St. John's	0	0
Villanova	0	0
Xavier	0	0
Totals (.286)	4	10

↳ Big South

Team	Won	Lost
Campbell	0	0
Charleston Southern	0	0
Coastal Carolina	0	0
Gardner Webb	0	0
High Point	0	0
Liberty	0	0
Longwood	0	0
NC Asheville	0	0
Presbyterian	0	0
Radford	0	0
VMI	0	0
Winthrop	1	0
Totals (1.000)	1	0

↳ Big Sky

Team	Won	Lost
Eastern Washington	1	0
Idaho State	0	0
Montana	1	0
Montana State	0	2
North Dakota	0	0
Northern Arizona	0	0
Northern Colorado	0	0
Portland State	1	1
Sacramento St.	0	0
Southern Utah	0	0
Weber State	1	3
Totals (.400)	4	6

↳ Big Ten

Team	Won	Lost
Illinois	0	0
Indiana	0	2
Iowa	0	1
Michigan	0	0
Michigan State	0	0
Minnesota	0	0
Nebraska	0	4
Northwestern	1	0
Ohio State	0	0
Penn State	0	0
Purdue	0	1
Wisconsin	0	0
Totals (.111)	1	8

↳ Big 12

Team	Won	Lost
Baylor	17	30
Iowa State	0	1
Kansas	0	1
Kansas State	1	4
Oklahoma	1	3
Oklahoma State	1	14
Texas	5	26
TCU	31	43
Texas Tech	5	10
West Virginia	0	0
Totals (.316)	61	132

↳ Big West

Team	Won	Lost
UC-Davis	0	0
UC-Irvine	2	2
Cal Poly	3	1
Cal St.-Fullerton	4	2
Cal St.-Northridge	0	0
Cal-Riverside	0	0
Hawaii	3	1
Long Beach St.	3	6
Santa Barbara	4	0
Totals (.613)	19	12

↳ Colonial

Team	Won	Lost
Charleston	0	0
Delaware	0	0
Drexel	0	0
Hofstra	0	0
James Madison	0	0
UNC-Wilmington	1	1
Northeastern	0	0
Towson	0	0
William and Mary	0	1
Totals (.333)	1	2

↳ Conference USA

Team	Won	Lost
UAB	0	1
Charlotte	1	1
East Carolina	1	1
Florida Atlantic	7	3
FIU	12	4
Louisiana Tech	7	18
Marshall	0	1
Middle Tennessee	6	11
Old Dominion	0	0
Rice	9	3
Southern Miss.	5	16
UTEP	2	4
UTSA	8	9
Tulane	0	0
Tulsa	14	35
Totals (.402)	72	107

↳ Horizon League

Team	Won	Lost
Cleveland State	0	0
Detroit	0	0
Illinois-Chicago	0	0
Oakland	0	0
Valparaiso	0	1
Wisconsin-Green Bay	0	0
Wisconsin-Milwaukee	0	0
Wright State	0	0
Youngstown State	1	0
Totals (.500)	1	1

↳ Independent

Team	Won	Lost
NJIT	0	0
Totals (.000)	0	0

↳ Ivy League

Team	Won	Lost
Brown	0	0
Columbia	0	1
Cornell	0	0
Dartmouth	0	0
Harvard	0	0
Princeton	0	1
Penn	0	0
Yale	0	0
Totals (.000)	0	2

↳ Mid-American

Team	Won	Lost
Akron	0	0
Ball State	0	0
Bowling Green	1	0
Buffalo	1	0
Central Michigan	1	0
Eastern Michigan	0	0
Kent State	1	0
Miami (OH)	0	0
Northern Illinois	0	0
Ohio University	0	1
Toledo	0	0
Western Michigan	0	0
Totals (.800)	4	1

OPPONENTS

↳ north texas vs. conferences



↳ Mid-Eastern (MEAC)		
Team	Won	Lost
Bethune-Cookman	0	0
Coppin State	0	0
Delaware State	0	0
Florida A&M	0	0
Hampton	0	0
Howard	0	0
MD-Eastern Shores	0	0
Morgan State	0	0
Norfolk State	0	0
North Carolina Central	0	0
N. C. A&T State	1	0
Savannah State	0	0
South Carolina State	0	0
Totals (1.000)	1	0
↳ Missouri Valley		
Team	Won	Lost
Bradley	6	30
Drake	6	30
Evansville	0	1
Illinois State	2	1
Indiana State	4	1
Loyola (Ill.)	0	0
Missouri St.	2	1
Northern Iowa	0	0
Southern Illinois	1	0
Wichita State	11	26
Totals (.262)	32	90
↳ Mountain West		
Team	Won	Lost
Air Force	1	1
Boise State	1	8
Colorado State	2	4
Fresno State	0	0
Nevada	2	8
UNLV	1	1
New Mexico	0	2
San Diego State	1	0
San Jose State	1	0
Utah State	1	8
Wyoming	1	4
Totals (.234)	11	36
↳ Metro Atlantic		
Team	Won	Lost
Canisius	0	0
Fairfield	0	0
Iona	0	0
Manhattan	0	0
Marist	0	0
Monmouth	0	0
Niagara	1	0
Quinnipiac	0	0
Rider	0	0
Siena	0	0
St. Peter's	0	0
Totals (1.000)	1	0
↳ Northeast		
Team	Won	Lost
Bryant	0	0
Central Conn. State	0	0
Fairleigh Dickinson	0	0
Long Island	0	0
Mt. St. Mary's	0	0
Robert Morris	0	0
Sacred Heart	0	0
St. Francis (NY)	0	1
St. Francis (PA)	0	0
Wagner	0	0
Totals (.000)	0	1

↳ Ohio Valley		
Team	Won	Lost
Austin Peay	0	0
Belmont	0	0
Eastern Illinois	1	0
Eastern Kentucky	0	0
Jacksonville St.	0	1
Morehead State	0	0
Murray State	1	1
Southeast Missouri St.	1	1
SIU-Edwardsville	0	0
Tennessee-Martin	1	0
Tennessee State	0	0
Tennessee Tech	2	1
Totals (.600)	6	4
↳ Pac 12		
Team	Won	Lost
Arizona	2	0
Arizona State	1	1
California	0	0
Colorado	0	3
Oregon	0	0
Oregon State	0	0
Southern California	0	0
Stanford	0	0
UCLA	0	1
Utah	0	1
Washington	0	0
Washington State	0	0
Totals (.333)	3	6
↳ Patriot		
Team	Won	Lost
American	0	0
Army	1	0
Boston Univ.	0	2
Bucknell	0	1
Colgate	0	0
Holy Cross	0	0
Lafayette	0	0
Lehigh	0	1
Loyola (MD)	0	0
Navy	0	0
Totals (.200)	1	4
↳ Southeastern Conference		
Team	Won	Lost
Alabama	0	5
Arkansas	0	13
Auburn	0	1
Florida	0	0
Georgia	0	0
Kentucky	0	0
LSU	1	1
Mississippi	0	2
Mississippi State	0	2
Missouri	0	2
South Carolina	0	0
Tennessee	0	1
Texas A&M	8	10
Vanderbilt	0	0
Totals (.196)	9	37

↳ Southern		
Team	Won	Lost
Appalachian State	1	0
The Citadel	0	0
Chattanooga	1	1
Davidson	0	1
Elon	0	0
Furman	0	0
Georgia Southern	1	1
UNC-Greensboro	0	0
Samford	7	2
Western Carolina	0	0
Wofford	0	0
Totals (.667)	10	5
↳ Southland		
Team	Won	Lost
Abilene Christian	23	9
Central Arkansas	0	0
Houston Baptist	6	1
Incarnate Word	0	0
Lamar	12	17
McNeese State	19	17
New Orleans	11	14
Nicholls State	7	9
Northwestern State	24	6
Oral Roberts	3	4
Sam Houston State	34	28
Stephen F. Austin	32	33
Southeastern Louisiana	4	2
TAMU-Corpus Christi	2	1
Totals (.557)	177	141
↳ Southwestern Athletic		
Team	Won	Lost
Alabama A&M	0	0
Alabama State	0	0
Alcorn State	5	5
Arkansas-Pine Bluff	0	0
Grambling State	2	0
Jackson State	7	1
Mississippi Valley St.	0	0
Prairie View A&M	0	0
Southern	2	1
Texas Southern	3	4
Totals (.633)	19	11
↳ Summit League		
Team	Won	Lost
Denver	15	10
IUPUI	1	0
IPFW	0	0
Nebraska-Omaha	0	0
North Dakota St.	0	0
South Dakota	0	0
South Dakota St.	1	1
Western Illinois	0	0
Totals (.607)	17	11
↳ Sun Belt		
Team	Won	Lost
UALR	9	18
Arkansas State	19	21
Georgia State	1	0
Louisiana-Lafayette	16	22
ULM	23	30
South Alabama	8	14
UT-Arlington	31	22
Texas State	59	28
Troy	10	3
Western Kentucky	5	15
Totals (.511)	181	173

↳ West Coast		
Team	Won	Lost
Brigham Young	0	2
Gonzaga	0	1
Loyola Marymount	1	0
Pacific	1	5
Pepperdine	3	2
Portland	0	0
St. Mary's (Calif.)	0	2
San Diego	2	1
San Francisco	1	1
Santa Clara	0	3
Totals (.320)	8	17
↳ Western Athletic		
Team	Won	Lost
Cal State-Bakersfield	0	0
Chicago State	1	0
Grand Canyon	0	0
Idaho	0	8
Seattle	0	0
UMKC	0	0
New Mexico State	9	19
UT Pan American	8	13
Utah Valley	0	0
Totals (.310)	18	40



IN REVIEW

↳ 2012-13 statistics

↳ 2012-13 SEASON BOX SCORE

Overall: 12-20 • Sun Belt: 7-13 • Home: 8-7 • Road: 2-11 • Neutral: 2-2

NO	Player	GP-GS	Min -- Avg.	FG-FGA	Pct	3FG-3FGA	Pct.	FT-FTA	Pct.	Off-Def-Tot	Avg	PF-FO	A	TO	Blk	Stl	Pts	Avg.
23	Williams, Jordan	32-28	1014-31.7	153-368	.416	46-135	.341	101-138	.732	50-69-119	3.7	72-2	23	69	18	23	453	14.2
13	Mitchell, Tony	32-29	1037-32.4	140-318	.440	30-100	.300	106-157	.675	78-195-273	8.5	93-3	26	78	87	31	416	13.0
32	Franklin, Roger	32-32	938-29.3	143-295	.485	4-11	.364	83-110	.755	61-140-201	6.3	91-5	32	55	25	33	373	11.7
03	Williams, Alzee	28-22	967-34.5	110-258	.426	5-17	.294	87-119	.731	39-55-94	3.4	29-0	40	35	3	13	312	11.1
05	Jones, Chris	16-14	437-27.3	54-140	.386	3-18	.167	36-55	.655	13-45-58	3.6	44-1	74	46	0	34	147	9.2
01	Holmen, Jacob	15-7	235-15.7	32-84	.381	10-31	.323	10-13	.769	22-30-52	3.5	20-0	4	10	5	4	84	5.6
04	Hardwick, P.J.	32-17	758-23.7	41-103	.398	0-2	.000	36-48	.750	13-79-92	2.9	78-2	81	68	0	29	118	3.7
11	Patton, Justin	19-2	192-10.1	17-53	.321	1-8	.125	26-35	.743	10-23-33	1.7	23-0	7	14	0	7	61	3.2
25	Stojiljkovic, Niko	32-8	418-13.1	24-75	.320	7-29	.241	27-40	.675	16-62-78	2.4	37-0	29	25	3	12	82	2.6
44	Coleman, Keith	30-1	254-8.5	16-46	.348	0-0	.000	8-18	.444	13-36-49	1.6	41-0	4	24	11	4	40	1.3
22	Overlander, Clarke	28-0	207-7.4	10-52	.192	7-46	.152	4-7	.571	2-7-9	0.3	28-0	5	5	1	6	31	1.1
10	Mitchell, Austin	19-0	18-0.9	0-1	.000	0-0	.000	0-0	.000	1-2-3	0.2	0-0	0	2	0	1	0	0.0
02	Walton, Brandan	1-0	1-1.0	0-0	.000	0-0	.000	0-0	.000	0-0-0	0.0	0-0	0	0	0	0	0	0.0
TM	TEAM.....									75-51-126	3.9	2		13				
	Total.....	32		740-1793	.413	113-397	.285	524-740	.708	393-794-1187	37.1	558-13	325	444	153	197	2117	66.2
	Opponents.....	32		778-1865	.417	209-581	.360	436-629	.693	387-768-1155	36.1	594 -	379	409	115	216	2201	68.8

↳ 2012-13 CONFERENCE ONLY BOX SCORE

Sun Belt: 7-13 • Home: 5-5 • Road: 2-8

NO	Player	GP-GS	MIN/G.	FG-FGA	Pct	3FG-3FGA	Pct.	FT-FTA	Pct.	Off-Def-Tot	Avg	PF-FO	A	TO	Blk	Stl	Pts	Avg.
23	Williams, Jordan	20-19	700-35.0	107-244	.439	35-89	.393	70-95	.737	30-43-73	3.7	46-2	14	43	13	17	319	16.0
32	Franklin, Roger	20-20	636-31.8	100-205	.488	3-9	.333	61-80	.763	36-91-127	6.4	62-4	22	41	17	24	264	13.2
13	Mitchell, Tony	20-19	669-33.5	79-189	.418	18-60	.300	61-90	.678	44-117-161	8.1	60-2	19	55	55	14	237	11.9
05	Jones, Chris	4-2	112-28.0	15-32	.469	1-5	.200	13-19	.684	3-13-16	4.0	10-0	16	10	0	14	44	11.0
03	Williams, Alzee	17-12	607-35.7	64-150	.427	4-14	.286	54-71	.761	24-32-56	3.3	17-0	25	28	2	6	186	10.9
04	Hardwick, P.J.	20-16	569-28.5	31-79	.392	0-1	.000	32-40	.800	6-61-67	3.4	55-2	58	54	0	17	94	4.7
11	Patton, Justin	10-2	128-12.8	14-35	.400	0-2	.000	17-23	.739	8-17-25	2.5	12-0	3	13	0	4	45	4.5
01	Holmen, Jacob	4-2	49-12.3	5-17	.294	3-8	.375	2-4	.500	6-5-11	2.8	7-0	2	5	3	1	15	3.8
25	Stojiljkovic, Niko	20-7	326-16.3	20-55	.364	6-21	.286	24-34	.706	9-49-58	2.9	23-0	26	19	3	7	70	3.5
22	Overlander, Clarke	16-0	116-7.3	6-23	.261	4-19	.211	4-7	.571	1-5-6	0.4	19-0	1	3	0	1	20	1.3
44	Coleman, Keith	18-1	155-8.6	8-23	.348	0-0	.000	5-10	.500	6-20-26	1.4	27-0	3	15	6	2	21	1.2
10	Mitchell, Austin	11-0	9-0.8	0-0	.000	0-0	.000	0-0	.000	0-1-1	0.1	0-0	0	2	0	0	0	0.0
TM	TEAM.....									38-33-71	3.6	1		10				
	Total.....	20		449-1052	.427	74-228	.325	343-473	.725	211-487-698	34.9	339-10	189	298	99	107	1315	65.8
	Opponents.....	20		501-1177	.426	127-360	.353	261-383	.681	247-452-699	35.0	357 -	230	237	67	145	1390	69.5

IN REVIEW

↳ game-by-game results



DATE	TIME	OPPONENT	SCORE	ATTEND	HIGH POINTS	HIGH REBOUNDS
11/09/12	7:05 p.m.	at Creighton	L 51-71	17139	(18)Mitchell, Tony	(7)Mitchell, Tony
11/12/12	9:30 p.m.	# vs Alabama-Huntsville	L 75-78	12068	(26)Williams, Jordan	(11)Mitchell, Tony
11/13/12	6:00 p.m.	# vs Lamar	W 74-59	12006	(18)Mitchell, Tony	(10)Mitchell, Tony
11/16/12	7:00 p.m.	CAMERON	W 78-49	2673	(16)Jones, Chris	(9)Hardwick, P.J.
11/19/12	4:30 p.m.	# vs IUPUI	W 80-66	1444	(21)Mitchell, Tony	(10)Franklin, Roger
11/20/12	7:00 p.m.	# at Virginia	L 64-80	1745	(16)Mitchell, Tony	(9)Mitchell, Tony
11/28/12	7:30 p.m.	UT ARLINGTON	L 59-72	4832	(14)Williams, Alzee	(9)Mitchell, Tony (9)Franklin, Roger
12/1/12	7:00 p.m.	* LOUISIANA	L 76-80	3631	(23)Jones, Chris	(5)Jones, Chris (5)Franklin, Roger
12/5/12	7:00 p.m.	at Saint Louis	L 63-67	4817	(21)Jones, Chris	(8)Mitchell, Tony
12/8/12	7:00 p.m.	JACKSON STATE	W 83-65	2872	(15)Mitchell, Tony	(11)Mitchell, Tony
12/16/12	1:00 p.m.	SOUTHEASTERN LA.	W 45-40	2645	(12)Franklin, Roger	(10)Mitchell, Tony
12/20/12	7:00 p.m.	LEHIGH	L 75-90	4955	(22)Mitchell, Tony	(9)Mitchell, Tony
12/29/12	7:00 p.m.	* at Western Kentucky	L 64-70	4776	(18)Williams, Jordan	(10)Mitchell, Tony
12/31/12	7:00 p.m.	* at Middle Tennessee	L 57-75	3872	(15)Williams, Jordan	(11)Mitchell, Tony
1/3/13	7:00 p.m.	* TROY	W 76-59	2338	(29)Mitchell, Tony	(15)Mitchell, Tony
1/5/13	7:00 p.m.	* ULM	L 68-81	3361	(16)Patton, Justin (16)Williams, Jordan	(6)Mitchell, Tony
1/10/13	7:00 p.m.	* at UALR	L 53-67	3288	(13)Mitchell, Tony (13)Williams, Alzee	(7)Franklin, Roger
1/12/13	7:00 p.m.	* SOUTH ALABAMA	W 66-56	3642	(14)Mitchell, Tony (14)Hardwick, P.J.	(11)Mitchell, Tony
01/17/13	7:30 p.m.	* at FIU	L 64-70	1109	(29)Franklin, Roger	(8)Hardwick, P.J. (8)Franklin, Roger
1/19/13	7:00 p.m.	* at Florida Atlantic	Wot 61-59	1797	(24)Mitchell, Tony	(8)Mitchell, Tony
1/24/13	7:00 p.m.	* MIDDLE TENNESSEE	L 64-72	3423	(20)Williams, Jordan	(9)Stojiljkovic, Niko
1/26/13	7:00 p.m.	* UALR	L 57-62	3997	(22)Williams, Jordan	(12)Franklin, Roger
01/31/13	7:07 p.m.	* at Louisiana	L 74-105	2294	(31)Williams, Jordan	(5)Mitchell, Tony (5)Hardwick, P.J.
2/2/13	7:05 p.m.	* at Arkansas State	Lot 66-75	3786	(18)Williams, Jordan	(10)Franklin, Roger
2/7/13	7:00 p.m.	* WESTERN KENTUCKY	L 59-70	3528	(17)Williams, Alzee	(13)Mitchell, Tony
2/9/13	7:00 p.m.	* FIU	W 77-67	5497	(21)Franklin, Roger	(6)Mitchell, Tony
02/14/13	7:45 p.m.	* at ULM	L 73-85	904	(22)Franklin, Roger (22)Williams, Jordan	(11)Franklin, Roger
02/16/13	7:30 pm	* at Troy	W 63-61	1954	(25)Williams, Jordan	(8)Mitchell, Tony
2/21/13	7:00 p.m.	* FLORIDA ATLANTIC	Wot 66-57	2532	(20)Franklin, Roger	(9)Franklin, Roger
02/23/13	7:05 p.m.	* at South Alabama	L 57-69	4001	(15)Williams, Alzee	(11)Mitchell, Tony
2/28/13	7:00 p.m.	* ARKANSAS STATE	W 74-50	2851	(19)Williams, Alzee	(13)Mitchell, Tony
03/08/13	6:30 p.m.	& vs Louisiana-Lafayette	L 55-74		(19)Williams, Jordan	(12)Mitchell, Tony

NIT Preseason Tip-Off
 * Sun Belt Conference Game
 & Sun Belt Conference Tournament

ATTENDANCE SUMMARY	GAMES	TOTALS	AVG/GAME
HOME.....	15.....	52777.....	3518
AWAY.....	13.....	51482.....	3960
NEUTRAL.....	4.....	25518.....	6380
TOTAL.....	32.....	129777.....	4056



IN REVIEW

↳ 2012-13 superlatives

↳ INDIVIDUAL HIGHS

POINTS

- 31 Williams, Jordan at Louisiana (01/31/13)
- 29 Franklin, Roger at FIU (01/17/13)
- 29 Mitchell, Tony vs Troy (1/3/13)
- 26 Williams, Jordan vs Ala-Huntsville (11/12/12)
- 25 Williams, Jordan at Troy (02/16/13)

FIELD GOALS MADE

- 12 Williams, Jordan at ULL (01/31/13)
- 11 Franklin, Roger at FIU (01/17/13)

FIELD GOAL ATT.

- 19 Williams, Jordan vs WKU (2/7/13)
- 19 Mitchell, Tony at FFAU (1/19/13)

FG PCT (MIN 5 MADE)

- .889 (8-9) Jones, Chris vs Cameron (11/16/12)
- .857 (6-7) Williams, Alzee vs FIU (2/9/13)
- .857 (6-7) Franklin, Roger vs Louisiana (12/1/12)
- .857 (6-7) Williams, Alzee vs Cameron (11/16/12)

3-POINT FG MADE

- 7 Williams, Jordan at Troy (02/16/13)
- 3 9 tied at three 3-pointers

3-POINT FG ATT.

- 9 Williams, Jordan at Troy (02/16/13)
- 8 Williams, Jordan vs WKU (2/7/13)
- 8 Williams, Jordan vs Ala-Huntsville (11/12/12)

3-PT FG PCT (MIN 3 MADE)

- 1.000 (3-3) Williams, Jordan vs IUPUI (11/19/12)
- 1.000 (2-2) Stojiljkovic, Niko at FIU (01/17/13)

FREE THROWS MADE

- 11 Franklin, Roger vs FIU (2/9/13)
- 10 Hardwick, P.J. vs South Alabama (1/12/13)
- 10 Mitchell, Tony vs Troy (1/3/13)
- 10 Jones, Chris vs Louisiana (12/1/12)

FREE THROW ATT.

- 13 Jones, Chris vs Louisiana (12/1/12)
- 12 Hardwick, P.J. vs South Alabama (1/12/13)
- 12 Mitchell, Tony vs Troy (1/3/13)
- 12 Jones, Chris vs Alabama-Huntsville (11/12/12)

FT PCT (MIN 5 MADE)

- 1.000 (11-11) Franklin, Roger vs FIU (2/9/13)
- 1.000 (8-8) Williams, Jordan vs MTSU (1/24/13)
- 1.000 (8-8) Williams, Jordan at Florida Atlantic (1/19/13)
- 1.000 (8-8) Williams, Alzee vs Lehigh (12/20/12)
- 1.000 (7-7) Williams, Jordan vs Ala-Huntsville (11/12/12)
- 1.000 (6-6) Mitchell, Tony vs Florida Atlantic (2/21/13)
- 1.000 (6-6) Mitchell, Tony vs UT Arlington (11/28/12)
- 1.000 (5-5) Hardwick, P.J. vs FIU (2/9/13)

REBOUNDS

- 15 Mitchell, Tony vs Troy (1/3/13)
- 13 Mitchell, Tony vs Arkansas State (2/28/13)
- 13 Mitchell, Tony vs Western Kentucky (2/7/13)

ASSISTS

- 8 Jones, Chris vs IUPUI (11/19/12)
- 7 Hardwick, P.J. vs Troy (1/3/13)
- 7 Jones, Chris vs Lehigh (12/20/12)
- 7 Jones, Chris at Saint Louis (12/5/12)
- 7 Jones, Chris vs Cameron (11/16/12)
- 7 Jones, Chris vs Lamar (11/13/12)
- 7 Jones, Chris vs Alabama-Huntsville (11/12/12)

STEALS

- 6 Jones, Chris vs UT Arlington (11/28/12)
- 5 Hardwick, P.J. at South Alabama (02/23/13)
- 5 Jones, Chris at Western Kentucky (12/29/12)

BLOCKED SHOTS

- 5 Mitchell, Tony at ULM (02/14/13)
- 4 Mitchell, Tony vs Louisiana-Lafayette (03/08/13)
- 4 Mitchell, Tony vs Florida Atlantic (2/21/13)
- 4 Franklin, Roger at ULM (02/14/13)
- 4 Mitchell, Tony at Louisiana (01/31/13)
- 4 Mitchell, Tony vs Middle Tennessee (1/24/13)
- 4 Mitchell, Tony at FIU (01/17/13)
- 4 Mitchell, Tony vs South Alabama (1/12/13)
- 4 Mitchell, Tony vs Troy (1/3/13)
- 4 Mitchell, Tony vs UT Arlington (11/28/12)
- 4 Mitchell, Tony vs IUPUI (11/19/12)

TURNOVERS

- 8 Hardwick, P.J. at FIU (01/17/13)
- 7 Mitchell, Tony vs Middle Tennessee (1/24/13)

FOULS

- 5 13 Instances of five fouls

↳ TEAM HIGHS

POINTS

- 83 JACKSON STATE (12/8/12)
- 80 vs IUPUI (11/19/12)
- 78 CAMERON (11/16/12)
- 77 FIU (2/9/13)
- 76 TROY (1/3/13)
- 76 LOUISIANA (12/1/12)

FIELD GOALS MADE

- 34 vs IUPUI (11/19/12)
- 31 CAMERON (11/16/12)

FIELD GOAL ATTEMPTS

- 71 LEHIGH (12/20/12)
- 69 vs IUPUI (11/19/12)
- 69 at Creighton (11/09/12)

FIELD GOAL PERCENTAGE

- .750 (24-32) FIU (2/9/13)
- .511 (23-45) at Troy (02/16/13)

3 PT FIELD GOALS MADE

- 8 at Troy (02/16/13)
- 7 at Arkansas State (2/2/13)
- 7 vs IUPUI (11/19/12)

3 PT FG ATTEMPTS

- 23 UT ARLINGTON (11/28/12)
- 20 CAMERON (11/16/12)

3 PT FG PERCENTAGE

- .571 (4-7) at Saint Louis (12/5/12)
- .538 (7-13) vs IUPUI (11/19/12)

FREE THROWS MADE

- 29 SOUTH ALABAMA (1/12/13)
- 28 JACKSON STATE (12/8/12)

FREE THROW ATTEMPTS

- 40 JACKSON STATE (12/8/12)
- 34 SOUTH ALABAMA (1/12/13)

FREE THROW PERCENTAGE

- .938 (15-16) at Saint Louis (12/5/12)
- .880 (22-25) FLORIDA ATLANTIC (2/21/13)

REBOUNDS

- 50 CAMERON (11/16/12)
- 48 LEHIGH (12/20/12)

ASSISTS

- 19 vs IUPUI (11/19/12)
- 19 vs Lamar (11/13/12)

STEALS

- 15 UT ARLINGTON (11/28/12)
- 11 SOUTHEASTERN LA. (12/16/12)
- 11 LOUISIANA (12/1/12)
- 11 vs Lamar (11/13/12)

BLOCKED SHOTS

- 10 at ULM (02/14/13)
- 9 CAMERON (11/16/12)

TURNOVERS

- 23 at FIU (01/17/13)
- 21 FIU (2/9/13)

FOULS

- 27 at Arkansas State (2/2/13)
- 23 JACKSON STATE (12/8/12)
- 23 UT ARLINGTON (11/28/12)

IN REVIEW

↳ box scores



1 NORTH TEXAS 51 at #16 CREIGHTON 71 CenturyLink Center • Omaha, Neb. • 11/9/12

Mean Green (0-1)	FG-A	3G-A	FT-A	O	D	T	PF	Pts	A	TO	B	S	Min.				
13 Mitchell, Tony	f	8	15	2	5	0	0	2	5	7	4	18	0	1	2	30	
03 Williams, Alzee	g	3	14	0	0	3	4	2	1	3	1	9	1	0	0	29	
05 Jones, Chris	g	0	4	0	1	0	0	1	3	4	4	0	3	2	0	21	
23 Williams, Jordan	g	4	14	0	5	1	3	4	1	5	3	9	1	5	0	30	
32 Franklin, Roger	g	4	8	0	1	0	0	1	4	5	2	8	1	0	0	22	
01 Holmen, Jacob	g	1	3	0	0	0	0	0	2	2	0	2	0	0	0	12	
02 Walton, Brandon	g	0	0	0	0	0	0	0	0	0	0	0	0	0	0	1	
04 Hardwick, P.J.	g	1	5	0	1	1	2	1	1	2	2	3	3	0	0	21	
10 Mitchell, Austin	g	0	1	0	0	0	0	1	0	1	0	0	0	0	0	1	
22 Overlander, Clarke	g	0	3	0	3	0	0	0	0	0	0	0	2	2	0	15	
25 Stojiljkovic, Niko	g	0	0	0	0	0	0	0	0	2	0	0	0	0	0	6	
44 Coleman, Keith	g	1	2	0	0	0	1	2	3	5	2	2	0	2	0	12	
TEAM								4		4							
Totals		22	69	2	16	5	10	18	20	38	20	51	11	12	2	6	200

Creighton (1-0)	FG-A	3G-A	FT-A	O	D	T	PF	Pts	A	TO	B	S	Min.				
03 McDermott, Doug	f	6	11	1	3	8	8	2	9	11	1	21	2	2	0	0	31
00 Echemique, Gregory	c	3	4	0	0	1	2	1	2	3	3	7	2	0	2	1	22
01 Chatman, Austin	g	4	7	1	3	2	2	0	1	1	1	11	2	4	0	0	27
10 Gibbs, Grant	g	2	2	0	0	2	2	1	3	4	2	6	4	0	1	2	31
12 Manigat, Jahenns	g	2	7	0	4	2	2	0	2	2	1	6	2	1	0	0	23
02 Stormberg, Taylor	g	0	0	0	0	0	0	0	0	0	0	0	0	0	0	0	1
05 Jones, Josh	g	0	2	0	2	0	0	0	2	2	0	0	1	1	0	0	13
11 Yates, Andre	g	1	4	0	0	1	2	0	1	1	2	3	1	4	0	0	13
22 Dingman, Avery	g	4	5	2	3	0	0	1	0	1	1	10	0	0	0	0	11
23 Groselle, Geoffrey	g	0	1	0	0	1	2	0	0	0	0	1	0	0	0	0	2
30 Kelling, Joe	g	0	0	0	0	0	0	0	0	0	0	0	0	0	0	0	1
31 Artino, Will	g	1	2	0	0	0	0	0	3	3	1	2	0	0	0	1	10
34 Wragge, Ethan	g	1	3	1	3	1	2	0	7	7	0	4	0	0	3	0	13
05 Olsen, Alex	g	0	0	0	0	0	0	0	1	1	0	0	0	0	0	0	1
50 Oginni, Mogboluwaga	g	0	0	0	0	0	0	0	0	0	0	0	0	0	0	0	1
TEAM								2	1	3							
Totals		24	48	5	18	18	22	7	32	39	12	71	14	13	6	4	200

	1st	2nd	Tot	FG%	3FG%	FT%	Paint	Off/To	2nd	FB	Bench
North Texas	25	26	51	31.9	12.5	50.0	32	11	14	8	7
Creighton	39	32	71	50.0	27.8	81.8	30	11	8	5	20

Officials: Zelton Steed, Larry Spaulding, Randy Heimerman
Attendance: 17,139

2 NORTH TEXAS 75 vs ALABAMA-HUNTSVILLE 78 NIT Season Tip-Off • Manhattan, KS • 11/12/12

Mean Green (0-2)	FG-A	3G-A	FT-A	O	D	T	PF	Pts	A	TO	B	S	Min.				
13 Mitchell, Tony	f	2	4	1	1	5	6	2	9	11	5	10	1	3	3	0	31
32 Franklin, Roger	f	7	12	0	0	2	2	4	5	9	4	16	1	1	0	1	31
03 Williams, Alzee	g	1	6	0	0	0	2	1	2	3	0	2	3	0	0	1	32
05 Jones, Chris	g	3	15	0	2	7	12	1	2	3	3	13	7	3	0	1	26
23 Williams, Jordan	g	8	16	3	8	7	7	3	1	4	4	26	1	2	2	2	36
01 Holmen, Jacob	g	1	5	0	0	2	2	2	1	3	0	4	0	0	0	1	12
04 Hardwick, P.J.	g	1	1	0	0	0	0	1	2	3	2	2	3	1	0	0	13
22 Overlander, Clarke	g	0	3	0	2	0	0	0	0	0	1	0	0	0	0	0	10
25 Stojiljkovic, Niko	g	0	0	0	0	0	0	0	0	0	0	0	0	0	0	0	1
44 Coleman, Keith	g	0	2	0	0	2	2	1	2	3	2	2	0	0	0	0	8
TEAM								1	1	1							
Totals		23	64	4	13	25	33	15	25	40	21	75	16	10	5	6	200

Chargers (2-0)	FG-A	3G-A	FT-A	O	D	T	PF	Pts	A	TO	B	S	Min.				
21 Campbell, Zane	f	3	10	1	4	2	2	1	7	8	3	9	1	1	1	1	35
41 Blasi, Conner	f	2	5	0	0	2	5	1	3	4	5	6	2	1	0	0	14
14 Smith, Jaime	g	4	11	4	7	6	6	2	2	4	4	18	8	7	0	1	33
25 Baldwin, Xavier	g	3	8	1	2	4	4	2	5	7	1	11	2	3	0	1	36
33 Mack, Ronnie	g	3	7	2	4	0	0	3	3	3	8	2	0	0	2	27	
11 Donovan, Andrew	g	1	2	0	1	0	0	3	2	5	3	2	3	1	0	0	16
12 Gardner, Greg	g	0	1	0	0	0	0	1	2	0	0	1	0	0	0	0	9
32 Dedrick, Wayne	g	7	15	4	9	3	4	1	5	6	3	21	0	1	0	1	23
54 Carr, Will	g	1	2	0	0	1	2	1	1	2	2	3	0	2	0	0	7
TEAM								2	2	4							
Totals		24	61	12	27	18	23	14	31	45	24	78	19	16	1	6	200

	1st	2nd	Tot	FG%	3FG%	FT%	Paint	Off/To	2nd	FB	Bench
North Texas	37	38	75	35.9	30.8	75.8	28	14	22	8	8
Chargers	41	37	78	39.3	44.4	78.3	20	7	21	6	26

Officials: Brad Ferrie, Winston Stith, Ryan McDaniel
Attendance: 12,068

3 NORTH TEXAS 74 vs LAMAR 59 NIT Season Tip-Off • Manhattan, KS • 11/13/12

Mean Green (1-2)	FG-A	3G-A	FT-A	O	D	T	PF	Pts	A	TO	B	S	Min.				
13 Mitchell, Tony	f	6	16	2	3	4	8	3	7	10	2	18	0	1	2	3	28
03 Williams, Alzee	g	6	11	0	0	5	7	2	3	5	0	17	2	0	0	0	37
05 Jones, Chris	g	7	9	0	0	1	1	0	2	2	1	15	7	3	0	1	29
23 Williams, Jordan	g	2	7	0	2	2	2	1	1	2	2	6	3	2	0	2	18
32 Franklin, Roger	g	0	1	0	0	1	2	0	1	1	2	1	0	1	0	0	16
01 Holmen, Jacob	g	5	7	0	0	0	2	0	2	2	10	0	2	0	0	0	15
04 Hardwick, P.J.	g	1	2	0	0	0	0	1	0	1	2	2	4	3	0	0	16
10 Mitchell, Austin	g	0	0	0	0	0	0	0	0	0	0	0	0	0	0	0	1
11 Patton, Justin	g	0	0	0	0	0	0	0	0	0	0	0	0	0	0	0	1
22 Overlander, Clarke	g	1	5	1	5	0	0	0	1	1	2	3	1	0	0	2	13
25 Stojiljkovic, Niko	g	0	1	0	0	0	0	0	1	1	0	0	1	0	0	1	7
44 Coleman, Keith	g	1	5	0	0	0	1	1	6	7	1	2	1	3	1	1	19
TEAM								3	3	6							
Totals		29	64	3	10	13	21	13	25	38	14	74	19	15	3	11	200

Lamar (0-2)	FG-A	3G-A	FT-A	O	D	T	PF	Pts	A	TO	B	S	Min.				
10 Mitchell, Rhon	f	6	12	0	1	1	4	0	6	6	3	13	0	6	1	1	34
34 Wilson, Amos	f	1	6	0	0	0	1	1	3	4	3	2	0	1	0	4	31
35 Brown, Stan	f	1	7	0	0	2	3	3	4	7	2	4	1	1	0	0	19
01 Blanks, Keilan	g	2	2	0	0	0	0	0	0	0	0	4	0	0	0	0	3
22 Minor, Donley	g	4	8	1	3	1	2	1	3	4	2	10	3	7	0	0	30
02 Acosta, Nikko	g	1	1	0	0	0	0	1	0	1	1	2	0	0	0	0	8
03 Minton, Donnell	g	6	13	0	0	3	3	1	4	5	1	15	3	4	2	1	37
04 Hancock, Matt	g	0	2	0	0	0	0	1	0	1	0	0	0	0	0	0	4
05 Webb, Hondo	g	1	3	0	2	0	0	2	2	2	2	1	1	0	0	1	13
33 Ehomwonyi, Osas	g	1	2	0	0	1	2	1	1	2	1	3	0	1	0	0	7
50 Norman, Sebastian	g	2	4	0	0	0	0	3	2	5	3	4	0	1	1	1	14
TEAM								1	1								
Totals		25	60	1	6	8	15	12	26	38	18	59	8	23	4	8	200

4 NORTH TEXAS 78 vs CAMERON 49 The Super Pit • Denton, Texas • 11/16/12

Mean Green (2-2)	FG-A	3G-A	FT-A	O	D	T	PF	Pts	A	TO	B	S	Min.				
13 Mitchell, Tony	f	3	5	1	2	4	6	2	5	7	0	11	3	0	2	1	23
32 Franklin, Roger	f	1	3	0	0	0	0	2	4	6	4	2	1	2	0	0	18
03 Williams, Alzee	g	6	7	0	0	0	0	0	2	2	2	1	12	1	1	0	22
05 Jones, Chris	g	8	9	0	0	0	1	0	5	5	2	16	7	2	0	1	24
23 Williams, Jordan	g	4	12	1	5	2	3	1	1	2	1	11	0	2	3	0	25
01 Holmen, Jacob	g	5	8	3	4	1	2	2	3	5	0	14	0	0	0		



IN REVIEW

↳ box scores

5 NORTH TEXAS 80 vs IUPUI 66

NIT Season Tip-Off • Charlottesville, Va. • 11/19/12

Mean Green (3-2)	FG-A	3G-A	FTA	O	D	T	PF	Pts	A	TO	B	S	Min.			
13 Mitchell, Tony	f.10	18	1	5	0	0	3	6	9	2	21	2	1	4	3	32
32 Franklin, Roger	f.6	8	0	0	1	2	3	7	10	2	13	1	0	1	0	24
03 Williams, Alzee	g.3	11	0	0	2	4	1	3	4	1	8	4	0	0	0	33
05 Jones, Chris	g.4	6	1	1	0	0	0	3	3	2	9	8	5	0	2	29
14 Williams, Jordan	g.4	8	3	3	2	3	2	3	5	3	13	1	3	0	0	28
01 Holmen, Jacob	5	9	2	4	0	0	2	2	4	2	12	0	0	0	0	19
04 Hardwick, P.J.	1	1	0	0	0	0	0	1	1	0	2	1	1	0	1	14
10 Mitchell, Austin	0	0	0	0	0	0	0	0	0	0	0	0	0	0	0	1
11 Patton, Justin	0	4	0	0	0	0	1	2	3	2	0	1	0	0	0	10
22 Overlander, Clarke	0	0	0	0	0	0	0	0	0	2	0	0	1	0	0	2
25 Stojilkovic, Niko	1	3	0	0	0	0	2	0	2	0	0	0	0	0	0	5
44 Coleman, Keith	0	1	0	0	0	0	0	0	0	2	0	0	0	0	0	3
TEAM																
Totals	34	69	7	13	5	9	16	27	43	18	80	19	11	5	6	200

IUPUI (2-3)	FG-A	3G-A	FTA	O	D	T	PF	Pts	A	TO	B	S	Min.			
30 Gibbs, Donovan	f.3	9	0	1	1	1	2	6	8	2	7	0	2	0	0	32
42 Patton, Mitchell	f.6	11	0	0	0	1	2	4	6	2	12	0	2	2	1	23
12 Rice, Greg	g.0	4	0	0	0	0	0	0	0	2	0	0	1	0	1	13
20 Esposito, Sean	g.0	3	0	2	0	0	0	1	1	1	0	0	1	1	1	16
25 Hart, John	g.4	14	1	6	3	4	2	2	4	1	12	4	1	0	4	34
01 Gaines, Lyonell	7	9	0	0	3	4	8	4	12	0	17	2	1	0	0	22
10 Shanklin, Jordan	1	5	1	4	3	4	0	1	1	1	6	2	0	0	0	28
11 Loepker, Cameron	0	0	0	0	0	0	0	1	1	1	0	0	1	0	0	3
22 Barksdale, Marcellus	0	1	0	0	0	1	0	1	2	0	0	1	0	1	0	12
23 Hubert, P.J.	3	8	3	8	3	4	0	1	1	1	12	1	2	0	0	17
TEAM																
Totals	24	64	5	21	13	19	16	21	37	13	66	10	11	4	8	200

	1st	2nd	Tot	FG%	3FG%	FT%	Paint	Off/To	2nd	FB	Bench
North Texas	41	39	80	49.3	53.8	55.6	44	20	18	20	16
IUPUI	31	35	66	37.5	23.8	68.4	34	17	23	4	35

Officials: Tim Clougherty (R), Tony Dawkins, Clarence Armstrong
Attendance: 1,444

6 NORTH TEXAS 64 at VIRGINIA 80

NIT Season Tip-Off • Charlottesville, Va. • 11/20/12

Mean Green (3-3)	FG-A	3G-A	FTA	O	D	T	PF	Pts	A	TO	B	S	Min.			
13 Mitchell, Tony	f.4	8	1	5	7	9	4	5	9	3	16	0	3	3	1	34
32 Franklin, Roger	f.1	5	0	0	3	4	4	2	6	2	5	1	2	2	1	21
03 Williams, Alzee	g.4	11	0	0	3	5	1	0	1	2	11	0	1	0	2	33
05 Jones, Chris	g.3	8	0	2	0	0	2	1	3	4	6	2	1	0	1	23
23 Williams, Jordan	g.4	15	0	6	4	5	2	0	2	4	12	0	4	0	0	28
01 Holmen, Jacob	1	5	0	2	2	2	2	3	5	2	4	0	0	0	0	15
04 Hardwick, P.J.	0	0	0	0	0	1	0	1	1	2	0	2	1	0	0	20
10 Mitchell, Austin	0	0	0	0	0	0	0	0	0	0	0	0	0	0	0	1
11 Patton, Justin	1	2	1	2	0	0	0	0	0	0	3	0	0	0	1	6
22 Overlander, Clarke	1	2	1	2	0	0	0	0	0	0	3	0	0	0	1	8
25 Stojilkovic, Niko	0	0	0	0	0	0	0	0	0	1	0	0	1	0	0	4
44 Coleman, Keith	2	2	0	0	0	0	1	0	1	1	4	0	1	0	0	7
TEAM																
Totals	21	58	3	19	19	26	21	13	34	21	64	5	14	5	7	200

Virginia (4-2)	FG-A	3G-A	FTA	O	D	T	PF	Pts	A	TO	B	S	Min.			
25 Mitchell, Akil	f.3	5	0	0	2	3	0	4	4	4	8	1	4	0	0	24
32 Atkins, Darion	f.5	10	0	0	0	0	5	4	9	3	10	1	1	2	1	31
02 Jespersion, Paul	g.2	2	1	1	0	0	0	1	1	3	5	2	3	1	1	24
05 Jones, Teven	g.3	6	1	2	6	7	0	1	1	3	13	4	3	0	1	31
12 Harris, Joe	g.3	6	3	4	3	4	0	2	2	3	12	2	1	1	0	21
04 Barnette, Taylor	0	0	0	0	0	0	0	0	0	0	0	0	0	0	0	8
10 Tobey, Mike	2	2	0	0	1	2	0	0	0	0	5	1	0	0	0	9
11 Nolte, Evan	5	5	3	3	0	0	0	4	4	2	13	3	3	0	1	29
23 Anderson, Justin	4	10	0	1	6	8	3	1	4	2	14	4	0	1	3	20
TEAM																
Totals	27	46	8	11	18	24	9	19	28	20	80	18	15	5	7	200

	1st	2nd	Tot	FG%	3FG%	FT%	Paint	Off/To	2nd	FB	Bench
North Texas	22	42	64	36.2	15.8	73.1	30	21	17	11	14
Virginia	42	38	80	58.7	72.7	75.0	28	18	6	7	32

Officials: Brian Shey (R), Alvin Cox, Evon Burroughs
Attendance: 1,744

7 NORTH TEXAS 59 vs UT ARLINGTON 72

The Super Pit • Denton, Texas • 11/28/12

Mean Green (3-4)	FG-A	3G-A	FTA	O	D	T	PF	Pts	A	TO	B	S	Min.			
01 Holmen, Jacob	f.2	8	2	7	0	0	5	5	2	6	1	1	1	2	23	
32 Franklin, Roger	f.4	6	1	1	2	5	2	7	9	5	11	1	2	1	2	31
03 Williams, Alzee	g.4	9	1	2	5	8	1	1	2	3	14	0	2	0	1	37
05 Jones, Chris	g.2	10	0	1	3	4	2	2	4	3	7	5	3	0	6	33
23 Williams, Jordan	g.2	9	0	4	3	4	1	2	3	2	7	0	4	0	0	26
04 Hardwick, P.J.	0	0	0	0	0	0	0	0	0	2	0	0	0	0	2	10
11 Patton, Justin	1	1	0	0	0	0	0	0	0	0	2	0	0	0	0	4
13 Mitchell, Tony	3	13	0	6	6	6	6	3	9	4	12	0	4	4	2	28
22 Overlander, Clarke	0	1	0	1	0	0	0	0	0	0	0	0	0	0	0	1
25 Stojilkovic, Niko	0	1	0	1	0	1	0	0	0	1	0	0	0	0	0	3
44 Coleman, Keith	0	0	0	0	0	0	0	0	0	1	0	0	0	0	0	4
TEAM																
Totals	18	58	4	23	19	28	16	20	36	23	59	7	16	6	15	200

UT Arlington (3-1)	FG-A	3G-A	FTA	O	D	T	PF	Pts	A	TO	B	S	Min.			
24 Butler, Kevin	f.1	3	0	0	3	5	1	3	4	4	5	1	1	0	2	13
33 Gruszecki, Karol	f.6	10	3	5	2	3	2	2	4	4	17	1	4	0	1	31
35 Edwards, Brandon	f.2	5	0	0	2	2	2	3	5	3	6	0	1	0	0	26
55 Reeves, Jordan	f.2	5	0	0	3	6	1	12	13	1	7	0	4	2	2	33
12 White-Miller, Shaq	g.1	6	1	2	1	2	1	1	2	2	4	3	5	0	1	24
02 Davis, Luke	0	0	0	0	0	0	0	0	0	0	0	0	0	0	0	1
03 Outler, Jamel	4	9	1	2	0	0	0	1	1	2	9	2	0	0	0	18
04 Charles, Drew	2	4	0	0	3	4	0	3	3	2	7	1	1	0	1	20
15 McElvain, Kyle	0	0	0	0	0	0	0	0	0	0	0	0	0	0	0	1
21 Gainey, Greg	4	8	0	0	3	5	4	0	4	3	11	0	1	0	1	16
25 Catlett, Cameron	1	1	0	0	2	2	1	0	1	1	4	4	2	0	2	14
42 Rodgers, Deon	1	1	0	0	0	0	0	0	0	0	1	2	0	0	0	3
TEAM																
Totals	24	52	5	9	19	29	13	30	43	23	72	12	19	2	10	200

	1st	2nd	Tot	FG%	3FG%	FT%	Paint	Off/To	2nd	FB	Bench
North Texas	31	28	59	31.0	17.4	67.9	20	14	13	10	14
UT Arlington	31	41	72	46.2	55.6	65.5	36	15	9	18	33

Officials: Ray Natili, Bruce Benedict, Paul Sorka
Attendance: 4,832

8 NORTH TEXAS 76 vs LOUISIANA-LAFAYETTE 80

The Super Pit • Denton, Texas • 12/1/12

Mean Green (3-5, 0-1)	FG-A	3G-A	FTA	O	D	T	PF	Pts	A	TO	B	S	Min.			
13 Mitchell, Tony	f.1	1	0	0	1	2	0	4	4	5	3	0	5	3	1	25
32 Franklin, Roger	f.6	7	0	0	2	4	4	1	5	3	14	0	6	0	0	34
03 Williams, Alzee	g.1	9	0	0	5	6	3	1	4	1	7	2	1	0	0	31
05 Jones, Chris	g.6	12	1	2	10	13	3	2	5	3	23	4	2	0	4	34
23 Williams, Jordan	g.5	12	1	3	0	0	1	2	1	11	0	1	0	2	28	
01 Holmen, Jacob	3	9	2	4	0	0	2	2	4	4	8	1	1	2	1	22
04 Hardwick, P.J.	0	0	0	0	0	0	0	0	0	0	0	0	0	0	0	6
11 Patton, Justin	4	6	0	0	0	0	1	1	2	2	8	0	2	0	3	10
22 Overlander, Clarke	0	0	0	0	2	3	0	0								

IN REVIEW

↳ box scores



9 NORTH TEXAS 63 at Saint Louis 67 Chaifitz Arena • Saint Louis, Mo. • 12/5/12

Mean Green (3-6, 0-1)	FG-A	3G-A	FT-A	O	D	T	PF	Pts	A	TO	B	S	Min.
01 Holmen, Jacob	f..0	4	0	2	0	0	0	0	2	2	2	0	21
13 Mitchell, Tony	f..7	12	2	3	2	2	3	5	8	4	18	0	28
32 Franklin, Roger	f..1	10	0	0	4	4	2	2	4	3	6	1	30
03 Williams, Alzee	g..3	5	0	0	2	2	0	2	2	1	8	1	35
05 Jones, Chris	g..8	13	1	1	4	5	1	6	7	2	21	7	37
04 Hardwick, P.J.	g..0	0	0	0	2	2	0	0	0	1	2	0	3
11 Patton, Justin	g..0	0	0	0	0	0	0	0	0	2	0	0	2
22 Overlander, Clarke	g..0	0	0	0	0	0	0	0	0	0	0	0	3
23 Williams, Jordan	g..0	4	0	0	0	0	0	3	3	2	0	0	20
25 Stojiljkovic, Niko	g..2	3	1	1	1	1	0	4	4	2	6	0	14
44 Coleman, Keith	g..1	1	0	0	0	0	0	1	1	1	2	0	7
TEAM	3 1 4 1												
Totals	22	52	4	7	15	16	9	26	35	21	63	11	200

Saint Louis (5-3)	FG-A	3G-A	FT-A	O	D	T	PF	Pts	A	TO	B	S	Min.
21 EVANS, Dwayne	f..2	3	0	0	5	6	2	2	4	9	2	2	26
32 REMEKUN, Cory	f..2	3	0	0	0	0	2	0	2	5	4	1	24
51 LOE, Rob	c..0	5	0	3	1	2	0	4	4	2	1	0	18
05 JETT, Jordair	g..7	14	1	1	2	5	1	3	4	2	17	4	37
11 MCCALL JR, Mike	g..2	11	2	5	2	2	1	1	2	2	8	7	34
24 ELLIS, Cody	g..3	8	3	6	8	8	0	6	6	2	17	0	28
30 BARNETT, Jake	g..2	5	1	3	0	0	0	0	0	5	0	2	23
54 MANNING, John	g..2	2	0	0	2	2	0	1	1	1	6	0	10
TEAM	1 5 6												
Totals	20	51	7	18	20	25	7	22	29	18	67	14	200

	1st	2nd	Tot	FG%	3FG%	FT%	Paint	Off/To	2nd	FB	Bench
North Texas	36	27	63	42.3	57.1	93.8	20	11	7	4	10
Saint Louis	34	33	67	39.2	38.9	80.0	18	13	10	5	28

Officials: Pat Adams, Bryan Anslinger, Jamie Luckie
Attendance: 4,817

10 NORTH TEXAS 83 vs JACKSON STATE 65 The Super Pit • Denton, Texas • 12/8/12

Mean Green (4-6, 0-1)	FG-A	3G-A	FT-A	O	D	T	PF	Pts	A	TO	B	S	Min.
01 Holmen, Jacob	f..3	5	0	1	3	3	2	2	4	2	9	0	12
13 Mitchell, Tony	f..6	9	0	2	3	7	2	9	11	2	15	1	31
32 Franklin, Roger	f..3	6	0	0	7	9	2	5	7	1	13	1	26
03 Williams, Alzee	g..5	8	0	0	4	5	2	3	5	2	14	2	36
05 Jones, Chris	g..3	10	0	3	5	6	0	1	1	4	11	3	24
04 Hardwick, P.J.	g..1	2	0	0	0	2	1	2	3	4	2	0	17
10 Mitchell, Austin	g..0	0	0	0	0	0	0	1	1	1	0	0	2
11 Patton, Justin	g..1	2	0	0	4	6	0	2	2	4	6	0	11
22 Overlander, Clarke	g..0	2	0	0	0	0	0	0	1	1	0	0	4
23 Williams, Jordan	g..4	10	1	4	2	2	0	4	4	2	11	1	25
25 Stojiljkovic, Niko	g..0	0	0	0	0	0	0	0	0	0	0	0	3
44 Coleman, Keith	g..1	2	0	0	0	0	0	2	2	2	2	0	9
TEAM	3 2 5												
Totals	27	56	1	12	28	40	12	34	46	23	83	11	200

Jackson State (0-5)	FG-A	3G-A	FT-A	O	D	T	PF	Pts	A	TO	B	S	Min.
32 READUS, Willie	f..0	4	0	0	0	0	1	4	5	3	0	0	17
44 GREGORY, Raymond	c..1	2	0	0	0	0	2	3	5	3	2	0	18
12 HOWARD, Kelsey	g..2	7	1	4	4	6	0	4	4	3	9	0	26
13 WILLIAMS, Christian	g..6	11	5	9	7	9	2	2	4	3	24	3	34
15 LEWIS, Jonathan	g..0	1	0	1	0	0	0	0	0	3	0	1	21
04 STUBBS, Jeff	g..0	1	0	0	1	2	0	1	1	1	1	0	9
05 NELSON, Dundercous	g..3	8	0	3	5	10	0	1	1	5	11	1	12
10 BALLARD, Travis	g..0	0	0	0	0	0	0	0	0	0	0	0	1
11 STEWART, Keeslee	g..2	5	2	4	1	3	0	0	0	0	7	2	12
20 COLEMAN, Sydney	g..1	2	0	0	0	0	1	0	1	2	2	0	21
21 WILLIAMS, Phillip	g..2	11	2	6	1	2	0	3	3	4	7	1	15
22 DEMOUCHET, Kenny	g..0	0	0	0	0	0	0	0	0	2	0	0	5
23 SMITH, Kenny	g..0	0	0	0	2	2	0	0	0	0	2	0	3
25 JONES, Davon	g..0	0	0	0	0	0	0	0	0	2	0	0	6
TEAM	3 3 6												
Totals	17	52	10	27	21	34	9	21	30	33	65	9	200

	1st	2nd	Tot	FG%	3FG%	FT%	Paint	Off/To	2nd	FB	Bench
North Texas	32	51	83	48.2	8.3	70.0	44	9	17	10	21
Jackson State	33	32	65	32.7	37.0	61.8	10	12	2	3	30

Officials: Kyle Chambers, Reinaldo Acosta, Landon Brandes
Attendance: 2,872

11 NORTH TEXAS 45 vs SOUTHEASTERN LOUISIANA 40 The Super Pit • Denton, Texas • 12/16/12

Mean Green (5-6, 0-1)	FG-A	3G-A	FT-A	O	D	T	PF	Pts	A	TO	B	S	Min.
01 Holmen, Jacob	f..1	6	0	2	0	0	3	2	5	0	2	0	23
13 Mitchell, Tony	f..1	9	0	3	6	8	2	8	10	2	8	0	34
32 Franklin, Roger	f..6	11	0	0	0	0	1	5	6	1	12	0	29
03 Williams, Alzee	g..5	12	0	0	1	3	1	2	3	0	11	1	34
05 Jones, Chris	g..0	7	0	2	1	2	1	3	4	4	1	1	25
04 Hardwick, P.J.	g..1	3	0	0	0	0	0	2	2	0	2	0	12
11 Patton, Justin	g..0	2	0	1	1	2	1	1	2	2	1	0	10
22 Overlander, Clarke	g..0	2	0	2	0	0	0	0	0	1	0	1	5
23 Williams, Jordan	g..4	6	0	1	0	1	2	2	4	2	8	0	15
25 Stojiljkovic, Niko	g..0	1	0	0	0	0	0	1	1	2	0	0	7
44 Coleman, Keith	g..0	2	0	0	0	0	0	0	0	1	0	0	6
TEAM	2 3 5												
Totals	18	61	0	11	9	16	13	29	42	15	45	4	200

Southeastern (1-7)	FG-A	3G-A	FT-A	O	D	T	PF	Pts	A	TO	B	S	Min.
02 Woods, Roger	f..1	1	0	0	0	2	2	3	5	1	2	0	20
10 Johnson, Roosevelt	f..0	1	0	0	0	0	0	0	0	0	0	0	2
01 Evans, Dre	g..0	5	0	3	0	0	0	4	4	0	1	4	23
05 Fortenberry, Brandon	g..7	17	2	6	3	6	2	9	11	2	19	1	38
24 Ricard, Jeffery	g..0	16	0	2	4	4	1	2	3	2	4	5	33
11 Benton, Antonio	g..3	7	1	1	2	4	4	8	3	9	0	2	29
21 James, Jamaal	g..2	0	0	0	0	1	0	1	3	2	0	0	14
22 Campbell, Jeremy	g..0	1	0	0	0	0	1	1	0	0	0	1	7
23 Nelson, Todd	g..0	3	0	2	0	2	0	4	4	3	0	1	17
25 Petrovic, Jan	g..0	1	0	0	0	0	1	1	2	1	0	0	10
33 Ochie, Onochie	g..2	2	0	0	0	0	0	2	2	1	4	0	7
TEAM	5 5 10												
Totals	14	56	3	14	9	16	16	35	51	16	40	4	200

	1st	2nd	Tot	FG%	3FG%	FT%	Paint	Off/To	2nd	FB	Bench
North Texas	19	26	45	29.5	0.0	56.3	22	16	14	4	11
Southeastern	18	22	40	25.0	21.4	56.3	18	5	4	6	15

Officials: Ray Natili, Patrick Evans, Byron Jarrett
Attendance: 2,645

12 NORTH TEXAS 75 vs LEHIGH 90 The Super Pit • Denton, Texas • 12/20/12

Mean Green (5-7, 0-1)	FG-A	3G-A	FT-A	O	D	T	PF	Pts	A	TO	B	S	Min.
01 Holmen, Jacob	f..3	7	0	1	0	0	1	3	4	1	6	0	19
25 Stojiljkovic, Niko	f..0	1	0	0	0	0	0	0	0	4	0	0	10
32 Franklin, Roger	f..4	10	0	0	1	1	2	4	6	1	9	0	22
05 Jones, Chris	g..0	8	0	0	0	0	1	3	4	0	0	0	13
23 Williams, Jordan	g..4	10	0	2	4	5	3	4	7	1	12	2	27
03 Williams, Alzee	g..6	14	0	1	8	8	4	4	8	1	20	0	32
04 Hardwick, P.J.	g..1	1	0	0	0	0	0	2	2	4	2	1	14
10 Mitchell, Austin	g..0	0	0	0	0	0	0	0	0	0	0	0	1
11 Patton, Justin	g..0	4	0	2	2	2	0	1	1	1	2	0	9
13 Mitchell, Tony	g..8	13	1	2	5	9	3	6	9	3	22	0	31
22 Overlander, Clarke	g..1	3											



IN REVIEW

↳ box scores

13 NORTH TEXAS 64 at WESTERN KENTUCKY 70

E.A. Diddle Arena • Bowling Green, Ky. • 12/29/12

Mean Green (5-8, 0-2 SBC)	FG-A	3G-A	FTA	O	D	T	PF	Pts	A	TO	B	S	Min.
01 Holmen, Jacob	f	1	3	0	0	2	4	2	0	2	0	0	10
13 Mitchell, Tony	f	3	8	1	3	0	0	4	6	10	4	7	32
32 Franklin, Roger	f	2	6	0	0	2	2	1	2	3	5	6	18
03 Williams, Alzee	g	3	9	0	1	2	3	2	2	4	2	8	38
05 Jones, Chris	g	4	7	0	1	2	2	0	3	3	2	10	30
04 Hardwick, P.J.	g	0	0	0	0	0	0	0	0	0	0	0	1
11 Patton, Justin	g	2	5	0	0	2	3	1	2	3	2	6	17
22 Overlander, Clarke	g	1	2	1	2	0	0	0	0	0	0	0	9
23 Williams, Jordan	g	7	13	3	4	1	1	0	0	0	3	18	27
25 Stojiljkovic, Niko	g	1	1	0	0	0	0	1	2	3	0	2	9
44 Coleman, Keith	g	0	3	0	0	0	0	0	3	3	2	0	9
TEAM													
Totals		24	57	5	11	11	15	12	21	33	21	64	200

Western Kentucky (10-5, 4-0)	FG-A	3G-A	FTA	O	D	T	PF	Pts	A	TO	B	S	Min.
44 Fant, George	f	5	11	0	0	4	6	4	3	7	3	14	27
52 Price, T.J.	f	5	13	4	4	2	2	1	3	4	4	16	33
22 Akol, Teeng	c	4	10	3	8	2	2	2	4	6	1	13	32
01 Kaspar, Kevin	g	2	6	1	3	5	4	0	1	1	2	8	38
12 Harris, Brandon	g	3	7	1	4	2	5	2	7	9	0	9	39
00 Anyigbo, Kene	g	0	1	0	0	0	0	0	0	0	0	0	2
13 Blade, Percy	g	0	0	0	0	6	6	0	0	3	3	0	8
15 Akamune, O'Karo	g	0	0	0	0	0	0	0	0	0	0	0	5
24 Drane, Stephon	g	2	4	0	0	0	1	2	1	3	3	4	15
55 Vasquez, Marcus	g	0	0	0	0	0	0	0	0	0	0	0	1
TEAM													
Totals		21	52	9	19	19	26	12	25	37	14	70	200

	1st	2nd	Tot	FG%	3FG%	FT%	Paint	Off/To	2nd	FB	Bench
North Texas	26	38	64	42.1	45.5	73.3	26	11	16	10	29
Hilltoppers	37	33	70	40.4	47.4	73.1	20	10	11	7	10

Officials: Bruce Bell, Byron Evans, Rick Hartzell
Attendance: 4,776

14 NORTH TEXAS 57 at MIDDLE TENNESSEE 75

Murphy Center • Murfreesboro, Tenn. • 12/31/12

Mean Green (5-9, 0-3 SBC)	FG-A	3G-A	FTA	O	D	T	PF	Pts	A	TO	B	S	Min.
01 Holmen, Jacob	f	1	3	0	0	2	2	4	2	3	1	3	12
13 Mitchell, Tony	f	4	12	1	2	4	5	7	4	11	3	13	32
32 Franklin, Roger	f	5	12	0	1	1	1	0	4	4	2	11	22
03 Williams, Alzee	g	2	8	0	1	0	0	0	2	2	3	4	35
23 Williams, Jordan	g	5	14	1	7	4	6	1	2	3	1	15	40
04 Hardwick, P.J.	g	1	1	0	0	0	0	1	1	1	2	2	17
11 Patton, Justin	g	0	1	0	0	2	2	2	1	3	1	2	8
22 Overlander, Clarke	g	1	2	1	2	0	0	0	2	2	1	3	12
25 Stojiljkovic, Niko	g	0	3	0	1	4	4	0	0	0	2	4	18
44 Coleman, Keith	g	0	0	0	0	0	0	0	1	1	1	0	4
TEAM													
Totals		19	56	4	17	15	19	12	21	33	18	57	200

Blue Raiders (11-3, 3-0 SBC)	FG-A	3G-A	FTA	O	D	T	PF	Pts	A	TO	B	S	Min.
12 Jones, Shawn	f	4	6	0	0	1	2	1	5	6	2	9	29
24 Hammonds, Kerry	f	3	5	1	1	0	0	2	4	6	1	7	22
30 Sulton, JT	f	2	6	0	0	2	2	1	2	3	3	6	21
13 Massey, Bruce	g	3	9	0	1	2	2	3	3	6	0	8	25
14 Knight, Marcos	g	6	10	0	0	0	1	3	4	7	2	12	22
00 Gibson, Zane	g	0	0	0	0	0	0	0	1	1	0	0	2
01 Hunter, Neiko	g	4	6	1	2	0	0	0	2	2	2	9	14
03 Gallman, James	g	0	1	0	1	0	0	0	0	0	0	1	10
05 Knight, Tweety	g	4	8	0	1	0	4	2	1	3	2	8	13
15 Cintron, Raymond	g	4	7	3	6	0	0	0	2	2	2	11	24
21 Walker, Torin	g	1	1	0	0	0	0	2	0	2	0	0	2
22 Jones, Jason	g	0	0	0	0	0	0	0	0	0	0	0	3
32 Gibson, Gavin	g	0	0	0	0	0	0	0	0	0	0	0	1
42 Rozier, Jacques	g	0	2	0	1	3	5	1	1	2	2	3	12
TEAM													
Totals		31	61	5	13	8	16	15	27	42	18	75	200

	1st	2nd	Tot	FG%	3FG%	FT%	Paint	Off/To	2nd	FB	Bench
North Texas	24	33	57	33.9	23.5	78.9	22	13	13	0	11
Blue Raiders	37	38	75	50.8	38.5	50.0	38	14	15	6	33

Officials: Gary Maxwell, Karl Hess, Tom Eades
Attendance: 3,872

15 NORTH TEXAS 76 vs TROY 59

The Super Pit • Denton, Texas • 1/3/13

Mean Green (6-9, 1-3 SBC)	FG-A	3G-A	FTA	O	D	T	PF	Pts	A	TO	B	S	Min.
11 Patton, Justin	f	2	4	0	0	2	1	2	3	1	4	1	10
13 Mitchell, Tony	f	9	17	1	3	10	12	4	11	15	1	29	35
32 Franklin, Roger	f	4	11	1	1	1	2	0	6	6	2	10	23
04 Hardwick, P.J.	g	1	2	0	0	0	0	1	1	4	2	7	31
23 Williams, Jordan	g	4	8	0	1	4	5	3	3	6	1	12	35
03 Williams, Alzee	g	4	6	1	1	1	2	1	3	1	10	0	23
10 Mitchell, Austin	g	0	0	0	0	0	0	0	0	0	0	0	1
22 Overlander, Clarke	g	1	7	1	6	0	0	0	1	1	2	3	19
25 Stojiljkovic, Niko	g	3	3	0	0	0	0	0	3	3	0	6	23
TEAM													
Totals		28	58	4	12	16	22	10	30	40	12	76	200

Troy (5-10, 0-4 SBC)	FG-A	3G-A	FTA	O	D	T	PF	Pts	A	TO	B	S	Min.
22 Calhoun, Tevin	f	2	7	0	5	0	0	1	2	3	2	4	20
34 Chambers, Ray	f	5	8	0	0	1	1	4	4	8	2	11	18
01 Myers, Antoine	g	1	3	0	0	2	2	1	1	2	2	4	25
03 Mullahey, Jeff	g	0	2	0	2	0	0	0	0	0	2	0	17
10 Jones, Emil	g	2	9	0	1	1	2	4	4	8	4	5	22
00 Scott, R.J.	g	1	8	1	5	0	0	0	0	3	3	0	18
11 Williams, Hunter	g	3	14	2	8	2	2	1	0	1	0	10	34
15 Jethroe, Deonata	g	3	4	1	1	0	0	2	2	0	7	1	12
32 Warren, Josh	g	1	1	0	0	0	0	0	3	3	1	2	19
33 Hinton, Westley	g	4	7	1	1	4	6	2	7	9	1	13	12
41 Muwallif, Sidki	g	0	1	0	0	0	0	0	0	0	0	0	1
42 Dixon, Breon	g	0	0	0	0	0	0	0	0	0	0	0	2
TEAM													
Totals		22	64	5	23	10	13	14	24	38	17	59	200

	1st	2nd	Tot	FG%	3FG%	FT%	Paint	Off/To	2nd	FB	Bench
North Texas	39	37	76	48.3	33.3	72.7	44	11	14	14	19
Troy	29	30	59	34.4	21.7	76.9	26	11	22	0	35

Officials: Ray Natili, Rick Hartzell, Chuck Jones
Attendance: 2,338

16 NORTH TEXAS 68 vs ULM 81

The Super Pit • Denton, Texas • 1/5/13

Mean Green (6-10, 1-4 SBC)	FG-A	3G-A	FTA	O	D	T	PF	Pts	A	TO	B	S	Min.
11 Patton, Justin	f	6	11	0	0	4	4	0	2	2	0	16	29
13 Mitchell, Tony	f	4	8	2	5	5	9	1	5	6	3	15	35
32 Franklin, Roger	f	3	6	0	0	2	5	4	0	4	2	8	32
04 Hardwick, P.J.	g	4	6	0	0	0	0	0	3	3	2	8	36
23 Williams, Jordan	g	6	12	2	4	2	3	0	1	1	1	16	37
10 Mitchell, Austin	g	0	0	0	0	0	0	0	0	0	0	0	1
22 Overlander, Clarke	g	0	1	0	1	0	0	0	0	0	2	0	8
25 Stojiljkovic, Niko	g	0	4	0	2	2	2	0	3	3	2	2	17
44 Coleman, Keith	g	1	1	0	0	1	2	0	0	0	0	3	5
TEAM													
Totals		24	49	4	12	16	25	5	14	19	12	68	200

Warhawks (3-8, 2-3 SBC)	FG-A	3G-A	FTA	O	D	T	PF	Pts	A	TO	B	S	Min.
01 James, Jayon	f	6	10	0	0	7	8	3	7	10	3	19	38
23 Brown, Millauan	f	1	2	0	0	0	0	2	2	5	2	0	30
03 Hansberry, Marcellis	g	5	7	1	2	2	2	0	6	6	3	13	27
04 McCray, R.J.	g	5	8	1	3	0	0	1	1	2	1	11	32
05 Mackey, Trent	g	2	5	2	5	4	5	0	1	1	0	10	29
10 Olatayo, Amos	g	6	12	1	2	4	5	1	3	4	2	17	26
15 Koszuta, Kyle	g	2	3	2	3	0	0	0	0	1	6	2	8
32 Lindsey, Trey	g	1	1	1	1	0	0	0	1	1	5	3	10
TEAM													
Totals		28	48	8	16	17	20	6	24	30	20	81	200

	1st	2nd	Tot	FG%	3FG%	FT%	Paint	Off/To	2nd	FB	Bench
North Texas	30	38	68	49.0	33.3	64.0	26	17	5	2	5
Warhawks	30	51	81	58.3	50.0	85.0	24	14	4	6	26

IN REVIEW

↳ box scores



17 NORTH TEXAS 53 at UALR 67

Jack Stephens Center • Little Rock, Ark. • 1/10/13

Mean Green (6-11, 1-5)	FG-A	3G-A	FTA	O	D	T	PF	Pts	A	TO	B	S	Min.			
03 Williams, Alzee.....	* 5	9	2	3	1	2	1	1	2	0	13	0	1	0	0	39
04 Hardwick, P.J.....	* 2	7	0	0	4	4	2	3	5	3	8	2	5	0	0	31
13 Mitchell, Tony.....	* 5	11	1	4	2	4	2	3	5	3	13	2	2	2	1	37
23 Williams, Jordan.....	* 3	6	0	1	3	5	1	3	4	1	9	1	5	1	0	32
32 Franklin, Roger.....	* 3	10	0	1	2	2	1	6	7	2	8	0	0	0	0	26
10 Mitchell, Austin.....	0	0	0	0	0	0	0	0	0	0	0	0	1	0	0	1
25 Stojilkovic, Niko.....	0	1	0	0	0	0	0	3	3	2	0	3	3	0	0	17
44 Coleman, Keith.....	1	3	0	0	0	0	0	1	1	0	2	0	0	0	0	17
TEAM.....					4	1	5									200
Totals.....	19	47	3	9	12	17	11	21	32	11	53	8	17	3	1	200

UALR (10-8, 4-3)	FG-A	3G-A	FTA	O	D	T	PF	Pts	A	TO	B	S	Min.			
44 Javes, Michael.....	f 2	5	0	0	0	0	0	4	4	0	1	0	0	16		
53 Neighbour, Will.....	f 4	9	1	1	0	1	5	6	11	0	9	4	1	3	0	33
03 Hagins, Josh.....	g 5	9	1	3	0	1	0	2	2	3	11	8	1	2	6	33
13 Isler, Leroy.....	g 3	8	1	2	0	0	0	1	1	1	7	2	0	0	5	31
24 Dillard, Ben.....	g 3	7	0	1	2	4	0	2	2	1	8	0	0	0	1	24
05 Osse, Kemy.....	2	4	2	2	0	0	0	1	1	0	6	3	0	0	1	13
15 Billings, Stetson.....	0	0	0	0	0	0	1	1	2	0	0	0	0	0	0	4
20 Crass, Ted.....	0	0	0	0	0	0	0	0	0	0	0	0	0	0	0	0
23 Lockhart, Taggart.....	2	2	0	0	0	0	0	1	1	3	4	0	0	0	0	16
33 White, James.....	7	12	0	0	2	4	2	2	4	0	16	1	1	0	0	24
55 Leeper, Gus.....	1	1	0	0	0	0	0	0	0	2	0	3	1	0	6	
TEAM.....					2	4	6									200
Totals.....	29	57	5	9	4	10	10	20	30	12	67	18	8	6	13	200

	1st	2nd	Tot	FG%	3FG%	FT%	Paint	Off/To	2nd	FB	Bench
North Texas	32	21	53	40.4	33.3	70.6	16	14	13	4	2
UALR	27	40	67	50.9	55.6	40.0	30	25	15	6	28

Officials: Reinaldo Acosta, Brad Ferrie, L. Douglas Simmons
Attendance: 3,288

18 NORTH TEXAS 66 vs SOUTH ALABAMA 56

The Super Pit • Denton, Texas • 1/12/13

Mean Green (7-11, 2-5)	FG-A	3G-A	FTA	O	D	T	PF	Pts	A	TO	B	S	Min.			
13 Mitchell, Tony.....	f 5	14	0	4	4	4	3	8	11	4	14	0	6	4	1	39
32 Franklin, Roger.....	f 2	7	0	0	6	8	1	6	7	5	10	1	0	1	0	25
03 Williams, Alzee.....	g 5	9	0	0	1	2	2	2	4	0	11	2	0	0	1	40
04 Hardwick, P.J.....	g 2	8	0	0	10	12	0	7	7	3	14	4	3	0	2	38
23 Williams, Jordan.....	g 4	10	1	3	4	4	2	4	6	4	13	0	1	2	2	33
01 Holmen, Jacob.....	0	2	0	1	0	0	0	1	1	1	1	0	0	1	0	5
10 Mitchell, Austin.....	0	0	0	0	0	0	0	0	0	0	0	0	0	0	0	2
11 Patton, Justin.....	0	1	0	1	4	4	0	1	1	1	4	0	1	0	0	9
25 Stojilkovic, Niko.....	0	0	0	0	0	0	0	0	0	0	0	0	0	0	0	1
44 Coleman, Keith.....	0	0	0	0	0	0	1	0	1	4	0	0	0	0	0	8
TEAM.....					2	2	4									200
Totals.....	18	51	1	9	29	34	11	31	42	22	66	7	12	7	6	200

South Alabama (8-8, 5-3)	FG-A	3G-A	FTA	O	D	T	PF	Pts	A	TO	B	S	Min.			
21 Rubit, Augustine.....	f 2	8	0	0	8	11	4	5	9	4	12	0	1	1	0	24
32 Carter, Javier.....	f 1	7	0	0	1	2	4	4	8	4	3	1	0	2	0	24
02 Conner, Dre.....	g 3	6	1	1	1	3	0	0	0	2	8	2	0	0	0	27
11 Goldstein, Freddie.....	g 5	18	2	9	0	0	0	5	5	3	12	1	3	0	2	35
12 Allen, Antoine.....	g 3	11	2	6	0	0	2	2	4	4	8	0	2	0	1	31
01 Anderson, Trey.....	0	2	0	1	1	2	2	1	3	2	1	0	2	0	0	13
04 Stevens, Barrington.....	1	3	0	1	0	0	1	1	2	3	2	1	3	0	0	14
13 Ammons, Mychal.....	3	9	0	3	4	11	4	2	6	1	10	0	1	0	0	29
31 Juricek, Viktor.....	0	0	0	0	0	0	0	0	0	0	1	0	0	0	0	3
TEAM.....					5	4	9									200
Totals.....	18	64	5	21	15	29	22	24	46	24	56	5	12	3	3	200

	1st	2nd	Tot	FG%	3FG%	FT%	Paint	Off/To	2nd	FB	Bench
North Texas	36	30	66	35.3	11.1	85.3	18	14	10	8	4
Jaguars	22	34	56	28.1	23.8	51.7	16	12	19	0	13

Officials: Kyle Chambers, Sidney Cohen, Frank Raposo
Attendance: 3,642

19 NORTH TEXAS 64 at FIU 70

U.S. Century Bank Arena • Miami • 1/17/13

Mean Green (7-12, 2-6 SBC)	FG-A	3G-A	FTA	O	D	T	PF	Pts	A	TO	B	S	Min.			
03 Williams, Alzee.....	* 4	9	1	3	4	6	2	2	4	1	13	2	4	0	0	39
04 Hardwick, P.J.....	* 1	4	0	0	2	2	0	8	8	4	4	3	8	0	4	25
13 Mitchell, Tony.....	* 0	3	0	1	0	0	0	2	2	4	0	1	2	4	0	32
23 Williams, Jordan.....	* 2	6	0	1	0	0	1	1	2	5	4	1	3	0	1	31
32 Franklin, Roger.....	* 11	15	0	0	7	8	2	6	8	3	29	2	4	0	3	38
10 Mitchell, Austin.....	0	0	0	0	0	0	0	0	0	0	0	0	0	0	0	1
11 Patton, Justin.....	0	0	0	0	1	2	0	3	3	1	1	0	0	0	0	6
25 Stojilkovic, Niko.....	3	5	2	2	5	7	0	5	5	0	13	2	1	1	0	23
44 Coleman, Keith.....	0	1	0	0	0	0	0	0	0	0	1	1	0	0	0	5
TEAM.....					1	1	2									200
Totals.....	21	43	3	7	19	25	6	28	34	18	64	12	23	5	8	200

FIU (9-8, 4-4 SBC)	FG-A	3G-A	FTA	O	D	T	PF	Pts	A	TO	B	S	Min.			
03 Frink, Jerome.....	* 3	11	0	3	0	0	3	7	10	3	6	3	2	3	3	35
10 Bell, Cameron.....	* 4	14	1	5	3	5	4	2	6	2	12	3	1	0	4	27
15 Murphy, Tymell.....	* 11	16	0	0	1	1	1	2	3	22	1	4	1	3	34	
24 Smith, Malik.....	* 3	12	3	9	8	10	0	2	2	3	17	1	3	0	1	37
33 Akomolafe, Tola.....	* 0	0	0	0	0	0	2	2	4	2	0	0	1	0	1	18
01 Hill, Deric.....	2	2	1	1	0	0	1	1	2	2	5	4	1	0	3	23
02 Porcher Jimenez, M.....	2	5	1	3	0	0	2	0	2	0	5	0	0	0	0	11
12 Belardo, Gaby.....	1	2	1	1	0	0	0	0	0	1	3	0	0	0	0	5
14 Ferrales, Juan.....	0	2	0	1	0	0	0	0	0	1	0	0	1	0	0	10
TEAM.....					1	2	3									200
Totals.....	26	64	7	23	11	16	14	17	31	17	70	12	15	4	15	200

	1st	2nd	Tot	FG%	3FG%	FT%	Paint	Off/To	2nd	FB	Bench
North Texas	24	40	64	48.8	42.9	76.0	18	16	6	4	14
FIU	36	34	70	40.6	30.4	68.8	34	33	13	6	13

Officials: Sean Casey, Brent Hampton, Byron Evans
Attendance: 1,109

20 NORTH TEXAS 61 at FLORIDA ATLANTIC 59 OT

FAU Arena • Boca Raton, Fla. • 1/19/13

Mean Green (8-12, 3-6 SBC)	FG-A	3G-A	FTA	O	D	T	PF	Pts	A	TO	B	S	Min.			
13 Mitchell, Tony.....	f 8	19	2	6	6	11	1	7	8	1	24	1	4	3	2	41
25 Stojilkovic, Niko.....	f 0	3	0	2	2	2	0	4	4	3	2	0	0	1	1	32
04 Hardwick, P.J.....	g 2	3	0	0	4	6	1	5	6	4	8	5	2	0	1	45
04 Williams, Jordan.....	g 3	8	0	1	8	8	2	1	3	3	14	3	4	0	1	41



IN REVIEW

↳ box scores

21 NORTH TEXAS 64 vs MIDDLE TENNESSEE 72

The Super Pit • Denton, Texas • 1/24/13

Mean Green (8-13, 3-7 SBC)	FG-A	3G-A	FT-A	O	D	T	PF	Pts	A	TO	B	S	Min.
13 Mitchell, Tony	f..4..11	1..5..1..3	1..5..6..3	10	0	7	4	0	39				
25 Stojilkovic, Niko	f..5..9	1..4..1..3	2..7..9..2	12	2	2	0	1	34				
32 Franklin, Roger	f..6..8	1..1..1..2	0..3..3..5	14	1	2	1	1	31				
04 Hardwick, P.J.	g..2..5	0..0..3..3	1..1..2..3	7	4	1	0	1	40				
23 Williams, Jordan	g..5..16	2..7..8..8	1..3..4..2	20	0	2	0	2	38				
11 Patton, Justin	0..0..0	0..0..1..2	1..0..1..0	1	0	1	0	4					
22 Overlander, Clarke	0..0..0	0..0..0..0	0..0..1..1	1	1	0	0	0	8				
44 Coleman, Keith	0..0..0	0..0..0..0	0..0..0..0	1	0	0	0	1	6				
TEAM				4	2	6			1				
Totals	22	49	5	17	15	21	10	22	32	17	64	7	19

Blue Raiders (17-4, 9-1 SBC)	FG-A	3G-A	FT-A	O	D	T	PF	Pts	A	TO	B	S	Min.
01 Hunter, Neiko	f..5..7	0..0..0..0	1..3..4..3	10	0	5	0	0	17				
30 Sulston, JT	f..5..6	0..0..1..4	2..2..4..3	11	0	1	0	0	23				
13 Massey, Bruce	g..3..5	0..1..0..0	0..1..1..3	6	3	2	1	2	25				
14 Knight, Marcos	g..5..10	0..2..5..6	0..4..4..3	15	5	1	1	3	29				
24 Hammonds, Kerry	g..2..5	0..2..1..3	1..3..4..0	5	1	2	0	2	23				
03 Gallman, James	5..8	3..5	0..0	1	0	1	0	13	0	0	0	0	20
05 Knight, Tweety	0..1	0..0	2..2	0	0	0	2	2	4	0	0	1	15
12 Jones, Shawn	1..6	0..0	0..0	1	4	5	2	2	0	0	1	1	28
15 Cintron, Raymond	2..3	2..3	0..0	0	1	1	3	6	0	2	1	1	8
21 Walker, Torin	0..1	0..0	0..0	1	0	1	0	0	0	0	0	0	2
22 Jones, Jason	1..2	0..0	0..0	0	0	0	2	0	0	0	0	0	10
TEAM				1	3	4							
Totals	29	54	5	13	9	15	8	21	29	19	72	13	13

	1st	2nd	Tot	FG%	3FG%	FT%	Paint	Off/To	2nd	FB	Bench
North Texas	23	41	64	44.9	29.4	71.4	28	10	7	10	1
Blue Raiders	28	41	64	53.7	38.5	60.0	30	20	6	9	25

Officials: Ray Natili, Anthony Jordan, Marc Ellard
Attendance: 3,423

22 NORTH TEXAS 57 vs UALR 62

The Super Pit • Denton, Texas • 1/26/13

Mean Green (8-14, 3-8 SBC)	FG-A	3G-A	FT-A	O	D	T	PF	Pts	A	TO	B	S	Min.
13 Mitchell, Tony	f..3..9	1..3	6..9	2	4	6	5	13	0	1	3	1	31
25 Stojilkovic, Niko	f..0..6	0..3	2..2	1	3	4	3	2	3	3	0	0	18
32 Franklin, Roger	f..8..15	0..1	4..6	7	5	12	1	20	0	2	0	1	39
04 Hardwick, P.J.	g..0..3	0..0	0..0	1	4	5	3	0	2	4	0	0	35
23 Williams, Jordan	g..7..15	3..6	5..8	1	4	5	5	22	0	2	1	1	35
03 Williams, Alzee	0..3	0..1	0..0	1	2	3	0	0	0	2	0	0	33
22 Overlander, Clarke	0..0	0..0	0..0	0	0	0	0	0	0	0	0	0	1
44 Coleman, Keith	0..1	0..0	0..0	0	0	0	0	0	0	1	1	0	8
TEAM				2						1			
Totals	18	52	4	14	17	25	15	22	37	17	57	5	16

UALR (14-9, 8-4 SBC)	FG-A	3G-A	FT-A	O	D	T	PF	Pts	A	TO	B	S	Min.
44 Javes, Michael	f..0..4	0..0	1..2	0	3	3	3	1	1	3	2	0	22
53 Neighbour, Will	f..4..7	0..0	3..4	3	3	6	2	11	2	4	1	4	30
03 Hagns, Josh	g..3..6	2..3	3..4	0	3	3	1	11	2	1	0	0	30
13 Isler, Leroy	g..3..9	0..3	3..5	1	1	2	4	9	0	0	0	1	21
24 Dillard, Ben	g..2..4	1..2	1..1	1	0	0	0	6	0	1	0	1	14
02 Gillon, John	3..4	2..2	0..1	0	1	1	2	8	2	2	0	0	23
05 Osse, Kemy	1..4	1..2	0..0	0	3	3	0	3	0	0	0	0	19
15 Billings, Stetson	0..3	0..0	0..0	1	0	1	0	0	0	0	0	0	7
23 Lockhart, Taggart	0..1	0..0	0..0	0	0	0	0	1	0	0	3	0	6
33 White, James	4..8	0..1	3..4	1	1	2	11	0	2	0	0	0	20
55 Leeper, Gus	1..1	0..0	0..0	1	0	1	3	2	0	0	0	0	8
TEAM				3	6	9				3			
Totals	21	51	6	13	14	21	10	21	31	18	62	7	16

	1st	2nd	Tot	FG%	3FG%	FT%	Paint	Off/To	2nd	FB	Bench
North Texas	25	32	57	34.6	28.6	68.0	20	15	12	8	0
UALR	32	30	62	41.2	46.2	66.7	20	11	4	6	24

Officials: Frank Raposo, Barry Mathis, Kyle Chambers
Attendance: 3,997

23 NORTH TEXAS 74 at LOUISIANA-LAFAYETTE 105

The Cajundome • Lafayette, La. • 1/31/13

Mean Green (8-15, 3-9 SBC)	FG-A	3G-A	FT-A	O	D	T	PF	Pts	A	TO	B	S	Min.
13 Mitchell, Tony	f..3..4	1..1	0..0	1	4	5	4	7	1	2	4	0	25
25 Stojilkovic, Niko	f..0..0	0..0	0..0	0	1	1	0	0	1	1	0	0	12
04 Hardwick, P.J.	g..1..4	0..0	0..0	0	5	5	5	2	1	5	0	0	27
23 Williams, Jordan	g..12..17	2..4	5..11	2	0	2	0	31	1	1	2	1	38
32 Franklin, Roger	g..4..10	0..0	2..2	1	3	4	4	10	1	4	0	2	26
03 Williams, Alzee	5..10	0..0	4..5	1	3	4	0	14	3	3	0	0	36
10 Mitchell, Austin	0..0	0..0	0..0	0	0	0	0	0	0	0	0	0	1
11 Patton, Justin	0..4	0..1	2..2	1	3	4	3	2	1	1	0	1	17
22 Overlander, Clarke	1..3	0..2	1..2	0	0	0	0	3	0	0	0	0	8
44 Coleman, Keith	1..3	0..0	3..4	0	1	1	0	5	0	1	1	1	10
TEAM				1						1			
Totals	27	55	3	8	17	26	7	20	27	17	74	9	18

Louisiana (8-15, 4-8 SBC)	FG-A	3G-A	FT-A	O	D	T	PF	Pts	A	TO	B	S	Min.
21 Long, Shawn	f..9..20	3..3	2..3	4	9	13	2	23	0	3	1	1	32
22 Moore, Elridge	f..5..8	0..0	0..0	1	2	2	4	3	10	3	2	0	30
02 Payton, Elfrid	g..7..13	0..2	10..13	2	3	5	3	24	9	0	0	4	36
04 Wronkoski, Steven	g..2..2	2..2	0..0	0	0	0	0	6	1	2	0	1	31
13 Thompson, Alan-Micha	g..3..5	3..5	0..0	1	3	4	4	9	2	0	0	0	20
00 Mbamalu, Bryant	6..15	2..8	4..4	1	3	4	1	18	4	3	0	1	28
03 Soto, Josh	1..2	0..1	2..2	1	2	3	1	4	0	0	0	0	10
05 Shepherd, Kasey	3..4	1..1	0..0	0	0	0	0	2	7	0	0	0	7
32 LeBlanc, Aaron	1..1	0..0	0..0	0	0	0	0	2	0	0	0	0	2
35 Lazare, Braylon	1..1	0..0	0..0	0	0	0	1	2	0	0	0	0	4
TEAM				3	2	5							
Totals	38	71	11	22	18	23	14	24	38	17	105	19	10

	1st	2nd	Tot	FG%	3FG%	FT%	Paint	Off/To	2nd	FB	Bench
North Texas	37	37	74	49.1	37.5	65.4	40	9	13	16	24
Louisiana	45	60	105	53.5	50.0	78.3	50	22	20	12	33

Officials: Sean Casey, Bruce Benedict, Bert Smith
Attendance: 2,294

24 NORTH TEXAS 66 at ARKANSAS STATE 75 OT

Convocation Center • Jonesboro, Ark. • 2/2/13

Mean Green (8-16, 3-10 SBC)	FG-A	3G-A	FT-A	O	D	T	PF	Pts	A	TO	B	S	Min.
13 Mitchell, Tony	f..6..17	2..6	0..3	2	7	9	3	14	1	1	1	1	44
03 Williams, Alzee	g..2..10	0..1	6..8	2	1	3	2	10	1	2	0	1	42
04 Hardwick, P.J.	g..2..4	0..0	1..2	0	2	2	5	5	3	2	0	0	32
23 Williams, Jordan	g..6..15	3..7	3..4	4	4	8	4	18	1	0	0	1	39
32 Franklin, Roger	g..3..9	0..1	1..2	1	9	10	5	7	0	3	0	2	33
22 Overlander, Clarke	2..3	1..2	1..2	0	1	1	4	6	1	0	0	0	9
25 Stojilkovic, Niko	1..3	1..1	1..2	1	2	3	2	4	0	0	0	0	21
44 Coleman, Keith	1..2	0..0	0..0	1	2	3	2	2	0	1	1	0	5
TEAM				3						3			
Totals	23	63	7	18	13	23	14	28	42	27	66	7	12

Arkansas State (14-8, 8-5 SBC)	FG-A	3G-A	FT-A	O	D	T	PF	Pts	A	TO	B	S	Min.
15 Peterson, Brandon	f..0..7	0..0	0..2	5	9	14	0	0	1	0	2	1	31
00 Golden, Cameron	g..6..13	4..9	2..6	2	6	2	4	2	18	1			

IN REVIEW

↳ box scores



25 NORTH TEXAS 59 vs WESTERN KENTUCKY 70

The Super Pit • Denton, Texas • 2/7/13

Mean Green (8-17, 3-11 SBC)	FG-A	3G-A	FT-A	O	D	T	PF	Pts	A	TO	B	S	Min.	
13 Mitchell, Tony	f...3	10	1	6	7	8	4	9	13	4	14	0	2	28
32 Franklin, Roger	f...5	15	0	0	2	3	4	3	7	2	12	1	2	33
03 Williams, Alzee	g...7	10	0	0	3	5	0	1	1	1	17	1	0	38
04 Hardwick, P.J.	g...0	1	0	0	0	0	5	5	2	0	4	5	0	33
23 Williams, Jordan	g...5	19	3	8	2	3	2	4	6	3	15	0	0	37
22 Overlander, Clarke	g...0	2	0	2	0	0	0	0	0	1	0	0	0	7
25 Stojiljkovic, Niko	g...0	1	0	1	0	0	0	0	1	0	0	1	0	7
44 Coleman, Keith	g...0	1	0	0	1	4	0	2	2	3	1	0	1	17
TEAM														
Totals	20	59	4	17	15	23	13	26	39	17	59	6	12	200

Hilltoppers (13-11, 7-6 SBC)	FG-A	3G-A	FT-A	O	D	T	PF	Pts	A	TO	B	S	Min.	
44 Fant, George	f...6	16	0	0	2	3	1	7	8	3	14	1	3	34
20 Rostov, Aleksejs	c...2	3	0	1	0	0	2	3	5	3	4	1	2	15
12 Harris, Brandon	g...3	5	3	5	1	2	2	2	4	2	10	1	0	22
14 Crook, Jamal	g...5	8	1	2	3	4	1	5	6	1	14	3	1	27
52 Price, T.J.	g...3	10	2	6	1	2	1	3	4	1	9	3	1	35
00 Anyigbo, Kene	g...1	3	0	0	0	0	1	2	3	1	2	0	0	11
01 Kasper, Kevin	g...2	6	0	2	2	2	0	2	2	1	6	2	0	22
10 Dickerson, Caden	g...1	2	1	1	0	0	0	1	1	1	3	3	0	15
15 Akamune, O'Karo	g...4	6	0	0	0	0	1	2	3	8	1	1	0	13
24 Drane, Stephon	g...0	1	0	0	0	0	0	0	0	0	0	0	0	6
TEAM														
Totals	27	60	7	17	9	13	9	29	38	16	70	12	12	200

	1st	2nd	Tot	FG%	3FG%	FT%	Paint	Off/To	2nd	FB	Bench
North Texas	24	35	59	33.9	23.5	65.2	28	8	13	8	1
Hilltoppers	27	43	70	45.0	41.2	69.2	32	9	12	4	19

Officials: Alan Spainhour, Kerry Sitton, Sidney Cohen
Attendance: 3,528

26 NORTH TEXAS 77 vs FIU 67

The Super Pit • Denton, Texas • 2/9/13

Mean Green (9-17, 4-11 SBC)	FG-A	3G-A	FT-A	O	D	T	PF	Pts	A	TO	B	S	Min.	
13 Mitchell, Tony	f...4	4	1	1	0	0	0	6	6	4	9	1	4	22
25 Stojiljkovic, Niko	f...3	4	0	0	2	2	0	4	4	1	8	3	3	22
32 Franklin, Roger	f...5	8	0	1	11	11	0	5	5	4	21	3	3	26
04 Hardwick, P.J.	g...2	3	0	0	5	5	0	1	1	2	9	1	4	26
23 Williams, Jordan	g...4	6	1	2	6	10	1	3	4	0	15	2	2	39
03 Williams, Alzee	g...6	7	0	0	3	4	1	1	2	2	15	2	2	33
10 Mitchell, Austin	g...0	0	0	0	0	0	0	0	0	0	0	0	0	0+
22 Overlander, Clarke	g...0	0	0	0	0	0	0	0	0	1	0	0	0	9
44 Coleman, Keith	g...0	0	0	0	0	0	1	3	4	2	0	1	2	14
TEAM														
Totals	24	32	2	4	27	32	5	23	28	16	77	13	21	201

FIU (13-11, 8-7 SBC)	FG-A	3G-A	FT-A	O	D	T	PF	Pts	A	TO	B	S	Min.	
03 Frink, Jerome	f...2	7	0	1	1	1	1	2	3	5	5	0	0	29
15 Murphy, Tymell	f...10	12	1	2	2	2	1	4	5	1	23	2	5	36
33 Akomolafe, Tola	f...1	5	0	2	0	0	2	1	3	3	2	2	2	30
01 Hill, Deric	g...4	9	3	3	4	5	0	0	0	5	15	1	0	33
24 Smith, Malik	g...1	6	0	4	2	3	0	0	0	2	4	0	1	31
02 Porcher Jimenez, M.	g...2	5	1	2	2	2	0	1	1	2	7	0	2	25
10 Bell, Cameron	g...2	6	1	1	4	5	0	0	0	1	9	0	0	14
14 Ferrales, Juan	g...0	1	0	0	2	2	0	0	0	1	2	0	1	3
TEAM														
Totals	22	51	6	15	17	20	6	8	14	20	67	5	11	201

	1st	2nd	Tot	FG%	3FG%	FT%	Paint	Off/To	2nd	FB	Bench
North Texas	41	36	77	75.0	50.0	84.4	30	11	5	4	15
FIU	35	32	67	43.1	40.0	85.0	24	15	4	2	18

Officials: Dan Chrisman, Dedric Taylor, Brad Etter
Attendance: 5,497

27 NORTH TEXAS 73 at ULM 85

Fant-Ewing Coliseum • Monroe, La. • 2/14/13

Mean Green (9-18, 4-12 SBC)	FG-A	3G-A	FT-A	O	D	T	PF	Pts	A	TO	B	S	Min.	
13 Mitchell, Tony	f...4	8	0	3	2	3	3	5	8	3	10	3	1	34
25 Stojiljkovic, Niko	f...1	2	1	2	0	0	0	1	1	1	3	2	1	17
04 Hardwick, P.J.	g...2	5	0	0	0	0	0	2	2	3	4	5	3	25
23 Williams, Jordan	g...7	12	3	5	5	6	1	0	1	4	22	0	5	34
32 Franklin, Roger	g...8	14	0	0	6	8	3	8	11	2	22	3	1	37
03 Williams, Alzee	g...3	12	0	0	4	4	2	0	2	1	10	2	3	33
10 Mitchell, Austin	g...0	0	0	0	0	0	0	0	0	0	0	0	0	0+
22 Overlander, Clarke	g...0	1	0	0	0	0	0	0	0	4	0	0	0	13
44 Coleman, Keith	g...1	1	0	0	0	0	1	0	1	3	2	0	2	7
TEAM														
Totals	26	55	4	10	17	21	11	20	31	21	73	15	16	200

ULM (4-17, 3-12)	FG-A	3G-A	FT-A	O	D	T	PF	Pts	A	TO	B	S	Min.	
01 James, Jayon	f...1	4	0	0	2	4	2	1	3	4	4	1	4	25
23 Brown, Millaun	f...9	10	0	0	3	4	3	5	8	3	21	1	0	30
04 McCray, R.J.	g...4	6	1	1	1	2	0	0	3	3	2	10	6	21
05 Mackey, Trent	g...6	8	5	7	1	2	1	1	2	2	18	0	0	36
10 Olatayo, Amos	g...8	19	2	5	4	12	2	5	7	0	22	4	1	39
15 Koszuta, Kyle	g...2	3	1	2	0	0	0	2	2	3	5	3	1	15
35 Lindsey, Trey	g...1	5	0	1	3	4	1	2	3	2	5	4	1	25
TEAM														
Totals	31	55	9	16	14	28	10	19	29	16	85	19	9	200

	1st	2nd	Tot	FG%	3FG%	FT%	Paint	Off/To	2nd	FB	Bench
North Texas	42	31	73	47.3	40.0	81.0	34	14	13	4	12
ULM	33	52	85	56.4	56.3	50.0	40	18	12	2	10

Officials: R-Bruce Benedict, U1-Brad Ferrie, U2-Rodrick Dixon
Attendance: 904

28 NORTH TEXAS 63 at TROY 61

Trojan Arena • Troy, Ala. • 2/16/13

Mean Green (10-18, 5-12 SBC)	FG-A	3G-A	FT-A	O	D	T	PF	Pts	A	TO	B	S	Min.	
13 Mitchell, Tony	f...3	8	1	3	2	2	1	7	8	1	9	1	4	38
03 Williams, Alzee	g...4	10	0	2	2	3	1	2	3	1	10	2	1	40
04 Hardwick, P.J.	g...4	6	0	0	1	2	0	5	5	4	9	6	0	38
23 Williams, Jordan	g...9	11	7	9	0	0	0	1	1	3	25	1	4	35
32 Franklin, Roger	g...3	7	0	0	4	6	1	4	5	3	10	3	3	35
22 Overlander, Clarke	g...0	1	0	1	0	0	0	0	0	0	0	0	0	2
25 Stojiljkovic, Niko	g...0	2	0	0	0	0	0	0	0	1	0	0	0	9
44 Coleman, Keith	g...0	0	0	0	0	0	0	0	1	1	4	0	0	3
TEAM														
Totals	23	45	8	15	9	13	5	23	28	17	63	13	13	200

Troy (11-16, 6-10 SBC)	FG-A	3G-A	FT-A	O	D	T	PF	Pts	A	TO	B	S	Min.	
34 Chambers, Ray	f...4	8	0	0	0	0	2	1	3	2	8	2	1	24
01 Myers, Antoine	g...0	3	0	0	0	0	0	1	1	0	0	1	2	21
10 Jones, Emil	g...3	8	0	1	2	2	1	2	3	1	8	3	0	33
11 Williams, Hunter	g...8	14	2	5	3	4	0	3	3	0	21	4	3	39
15 Jethroe, Deonata	g...3	11	2	6	2	5	4	6	10	3	10	0	2	26
03 Mullahey, Jeff	g...1	3	1	2	2	2	0	0	0	3	5	0	0	19
22														



IN REVIEW

↳ box scores

29 NORTH TEXAS 66 vs. FLORIDA ATLANTIC 57

The Super Pit • Denton, Texas • 2/21/13

Mean Green (11-18, 6-12 SBC)	FG-A	3G-A	FTA	O	D	T	PF	Pts	A	TO	B	S	Min.	
32 Franklin, Roger	f...8	13	1	1	3	4	3	6	9	3	20	1	1	40
44 Coleman, Keith	f...1	3	0	0	0	0	2	3	5	2	2	1	3	12
03 Williams, Alzee	g...2	8	0	0	6	7	1	5	6	2	10	2	1	44
04 Hardwick, P.J.	g...4	10	0	0	0	0	1	6	7	1	8	3	0	35
23 Williams, Jordan	g...3	13	1	4	7	8	2	3	5	0	14	0	4	44
13 Mitchell, Tony	g...3	8	0	0	6	6	2	2	4	1	12	1	2	34
22 Overlander, Clarke	g...0	0	0	0	0	0	0	0	0	1	0	0	0	2
25 Stojiljkovic, Niko	g...0	2	0	1	0	0	0	4	4	1	0	0	0	14
TEAM														
Totals	21	57	2	6	22	25	14	31	45	11	66	8	11	225

Owls (21-8, 11-5 SBC)	FG-A	3G-A	FTA	O	D	T	PF	Pts	A	TO	B	S	Min.	
21 McCoy, Jordan	f...3	8	0	0	2	2	2	7	9	5	8	0	0	35
44 Penn, Kelvin	f...1	3	0	0	0	0	4	2	6	1	2	0	0	17
15 Morrow, Richard	g...1	2	0	0	1	1	2	3	5	2	3	0	2	24
22 Gantt, Greg	g...7	23	2	6	2	2	2	2	4	2	18	1	2	43
42 Moody, Stefan	g...6	21	1	9	0	2	0	1	1	1	0	13	3	43
03 Sekelja, Dragan	g...4	4	0	0	0	2	0	3	3	4	8	3	2	27
04 Mattison, Andre	g...0	0	0	0	0	0	0	1	1	1	2	0	0	9
12 Trapp, Jackson	g...2	6	1	4	0	0	0	3	3	3	5	2	0	27
TEAM														
Totals	24	67	4	19	5	9	14	24	38	19	57	9	9	225

	1st	2nd	Tot	OT	FG%	3FG%	FT%	Paint	Off/To	2nd	FB	Bench
North Texas	35	22	9	66	36.8	33.3	88.0	26	7	12	10	12
Owls	35	22	0	57	35.8	21.1	55.6	28	15	14	2	13

Officials: Tom O'Neill, Keith Kimble, Hal Lusk
Attendance: 2,532

31 NORTH TEXAS 74 vs. ARKANSAS STATE 50

The Super Pit • Denton, Texas • 2/28/13

Mean Green (12-19, 7-13)	FG-A	3G-A	FTA	O	D	T	PF	Pts	A	TO	B	S	Min.	
13 Mitchell, Tony	f...3	8	1	2	3	5	3	10	13	2	10	2	1	32
25 Stojiljkovic, Niko	f...1	2	1	2	4	6	2	6	8	1	7	4	1	22
03 Williams, Alzee	g...5	9	0	0	9	11	2	4	6	0	19	0	2	34
23 Williams, Jordan	g...7	13	2	6	0	0	1	1	2	3	2	16	0	25
32 Franklin, Roger	g...5	10	0	0	2	2	1	3	4	2	12	1	1	34
04 Hardwick, P.J.	g...0	2	0	0	2	2	0	0	0	0	3	2	0	20
05 Jones, Chris	g...4	7	0	2	0	0	0	7	7	3	8	2	6	28
10 Mitchell, Austin	g...0	0	0	0	0	0	0	0	0	0	0	0	0	1
22 Overlander, Clarke	g...0	1	0	0	1	0	0	0	0	0	0	0	0	4
TEAM														
Totals	25	52	4	13	20	27	10	35	45	13	74	9	17	201

Arkansas State (18-10, 12-7)	FG-A	3G-A	FTA	O	D	T	PF	Pts	A	TO	B	S	Min.	
40 Washington, Kendrick	f...0	7	0	0	4	4	7	1	8	1	4	0	2	24
00 Golden, Cameron	g...0	9	0	7	0	0	0	1	1	1	0	1	3	20
02 Finn, Trey	g...2	9	0	5	4	4	5	4	9	3	8	0	2	37
05 Hooten, Marcus	g...8	14	0	1	2	3	2	3	5	2	18	0	0	26
15 Peterson, Brandon	g...0	4	0	0	0	0	0	0	0	0	5	0	0	15
01 Dickerson, Rakeem	g...0	4	0	0	0	0	2	1	3	1	0	0	0	21
14 Downs, Kelvin	g...2	7	0	0	0	0	0	5	5	2	4	0	1	2
24 Townsel, Ed	g...4	12	1	9	5	6	1	3	4	3	14	0	1	27
35 Worsham, Raeford	g...1	2	0	1	0	0	1	1	2	3	2	0	3	11
TEAM														
Totals	17	68	1	23	15	17	18	20	38	21	50	1	12	200

	1st	2nd	Tot	FG%	3FG%	FT%	Paint	Off/To	2nd	FB	Bench
North Texas	34	40	74	48.1	30.8	74.1	30	8	15	6	10
Arkansas St	34	26	50	25.0	4.3	88.2	26	17	13	10	20

Officials: Ray Natili, Rick Hartzell, John Heatly
Attendance: 2,851

30 NORTH TEXAS 57 vs SOUTH ALABAMA 69

Mitchell Center • Mobile, Ala. • 2/23/13

Mean Green (11-19, 6-13)	FG-A	3G-A	FTA	O	D	T	PF	Pts	A	TO	B	S	Min.	
13 Mitchell, Tony	f...4	9	1	2	2	4	3	8	11	2	11	1	1	34
32 Franklin, Roger	f...4	13	0	1	0	0	1	5	6	4	8	0	1	35
03 Williams, Alzee	g...6	12	0	1	3	4	1	2	3	0	15	0	2	29
04 Hardwick, P.J.	g...1	5	0	1	0	1	0	2	2	2	2	1	0	28
23 Williams, Jordan	g...3	18	0	6	3	4	4	3	7	3	9	0	1	32
05 Jones, Chris	g...1	6	0	0	1	4	0	1	1	2	3	6	1	20
10 Mitchell, Austin	g...0	0	0	0	0	0	0	0	0	0	0	0	0	1
22 Overlander, Clarke	g...0	0	0	0	0	0	1	0	1	0	0	0	0	4
25 Stojiljkovic, Niko	g...2	3	0	0	1	4	1	0	1	0	5	0	1	7
44 Coleman, Keith	g...2	2	0	0	0	0	0	1	1	2	4	0	2	10
TEAM														
Totals	23	68	1	11	10	21	17	22	39	15	57	8	9	200

USA (16-10, 13-5 SBC)	FG-A	3G-A	FTA	O	D	T	PF	Pts	A	TO	B	S	Min.	
21 Rubit, Augustine	f...3	13	0	0	3	3	5	10	15	1	9	0	3	31
32 Carter, Javier	f...4	8	0	0	2	2	4	8	12	2	10	0	1	30
02 Conner, Dre	g...0	2	0	2	0	0	0	0	0	4	0	1	1	17
12 Allen, Antoine	g...4	11	3	8	1	2	0	5	5	2	12	2	3	26
13 Ammons, Mychal	g...8	13	1	2	1	1	2	3	5	4	18	1	2	26
01 Anderson, Trey	g...3	6	0	2	0	0	1	1	2	2	6	2	2	25
04 Stevens, Barrington	g...0	3	0	2	2	2	1	0	1	2	2	0	0	17
05 Magee, Gregoryshon	g...0	1	0	0	0	0	0	0	0	0	0	0	0	1
10 Wright, Wendell	g...2	3	0	0	6	6	1	4	5	1	10	3	0	22
31 Juricek, Viktor	g...1	2	0	1	0	0	0	0	1	1	1	2	0	5
TEAM														
Totals	25	62	4	17	15	16	15	33	48	19	69	9	14	200

	1st	2nd	Tot	FG%	3FG%	FT%	Paint	Off/To	2nd	FB	Bench
North Texas	24	33	57	33.8	9.1	49.6	38	9	14	8	12
USA	30	39	69	40.3	23.5	93.8	34	15	12	7	20

Officials: Marc Ellard, Jerome Hall, Bruce Bell
Attendance: 4,001

32 NORTH TEXAS 55 vs LOUISIANA-LAFAYETTE 74

Summit Arena • Hot Springs, Ark. • 3/8/13

Mean Green (12-20)	FG-A	3G-A	FTA	O	D	T	PF	Pts	A	TO	B	S	Min.	
04 Hardwick, P.J.	*...1	4	0	0	0	0	0	1	1	3	2	5	2	0
05 Jones, Chris	*...1	9	0	0	2	5	1	1	2	5	4	1	4	31
13 Mitchell, Tony	*...3	7	1	3	3	6	2	10	12	2	10	0	4	38
23 Williams, Jordan	*...6	13	3	6	4	8	1	4	5	0	19	0	1	36
32 Franklin, Roger	*...6	10	0	0	1	1	2	3	5	2	13	2	1	32
10 Mitchell, Austin	g...0	0	0	0	0	0	0	0	0	0	0	0	0	1
22 Overlander, Clarke	g...1	2	1	2	0	0	0	0	0	0	3	0	0	5
25 Stojiljkovic, Niko	g...1	6	0	3	2	4	2	7	9	1	4	1	1	22
44 Coleman, Keith	g...0	0	0	0	0	0	0	0	0	0	0	0	0	4
TEAM														
Totals	19	51	5	14	12	24	12	27	39	13	55	9	14	200

Louisiana-Lafayette (13-19)	FG-A	3G-A	FTA	O	D	T	PF	Pts	A	TO	B	S	Min.	
00 Mbamalu, Bryant	*...7	11	2	4	0	1	2	3	5	4	16	3	0	22
02 Payton, Elfrid	*...7	17	1	3	5	6	5	2	7	3	20	7	2	38
13 Thompson, Alan-Micha	*...5	13	2	8	4	4	1	3	4	1	16	0	0	1
37														



1

Kenneth Lyons

Forward

6-7 ▶ 210

Fort Worth, TX ▶ (Trimble Tech HS)

Season	G	FG-FGA	FG%	FT-FTA	FT%	PTS	AVG
1979-80	27	196-430	.456	86-139	.619	478	17.7
1980-81	27	195-377	.517	108-164	.659	498	18.4
1981-82	27	232-432	.537	123-176	.700	587	21.7
1982-83	30	282-533	.529	164-229	.716	728	24.3
Totals	111	905-1772	.511	481-708	.679	2,291	20.6

2

Chris Davis

Guard

6-6 ▶ 225

Dallas, TX ▶ (Kimball HS)

Season	G	FG-FGA	FG%	FT-FTA	FT%	PTS	AVG
1999-00	27	203-536	.379	104-150	.693	587	21.7
2000-01	28	178-442	.403	110-176	.625	504	18.0
2001-02	29	217-453	.479	173-228	.759	653	22.5
2002-03	26	157-367	.428	153-199	.769	494	19.0
Totals	110	755-1798	.427	540-753	.717	2,238	20.3

3

Jesse Ratliff

Forward

6-6 ▶ 190

Biloxi, MS ▶ (Biloxi HS)

Season	G	FG-FGA	FG%	FT-FTA	FT%	PTS	AVG
1990-91	30	156-315	.495	84-121	.694	400	13.3
1991-92	29	198-400	.495	144-205	.702	559	19.3
1992-93	26	207-493	.420	127-171	.743	601	23.1
1993-94	29	208-394	.528	142-212	.670	570	19.7
Totals	114	769-1602	.480	497-709	.701	2,130	18.7

4

Josh White

Guard

5-10 ▶ 175

Baton Rouge, La. ▶ (Christian Life Academy)

Season	G	FG-FGA	FG%	FT-FTA	FT%	PTS	AVG
2007-08	29	116-254	.457	123-145	.848	404	13.9
2008-09	32	113-289	.391	96-106	.906	361	11.3
2009-10	33	135-325	.415	152-185	.822	479	14.5
2010-11	32	135-309	.437	114-135	.844	424	13.3
Totals	126	499-1,177	.424	485-571	.849	1,668	13.2

5

Tristan Thompson

Guard

6-5 ▶ 193

Angleton, TX ▶ (Brewster Academy)

Season	G	FG-FGA	FG%	FT-FTA	FT%	PTS	AVG
2007-08	30	56-133	.421	59-74	.797	193	6.4
2008-09	32	107-248	.431	117-148	.791	365	11.4
2009-10	33	142-330	.430	133-162	.821	478	14.5
2010-11	33	158-344	.459	211-253	.834	593	18.0
Totals	128	463-1,055	.439	520-637	.816	1,629	12.7

6

Fred Mitchell

Forward

6-7 ▶ 210

Amarillo, TX ▶ (Palo Duro HS)

Season	G	FG-FGA	FG%	FT-FTA	FT%	PTS	AVG
1974-75	25	51-125	.408	30-45	.667	132	5.3
1975-76	26	189-360	.525	61-82	.744	439	16.9
1976-77	27	214-450	.476	69-92	.750	497	18.4
1977-78	28	189-412	.459	92-130	.708	470	16.8
Totals	106	643-1347	.477	252-349	.722	1,538	14.5



RECORDS

↳ 1,000 point club

7

Fred Hopkins

Center

6-6 ▶ 215
Krum, TX ▶ (Krum HS)

Season	G	FG-FGA	FG%	FT-FTA	FT%	PTS	AVG
1952-53	23	44-NA	NA	43-92	.467	131	5.7
1953-54	27	139-287	.484	121-192	.630	399	14.4
1954-55	24	178-348	.512	160-275	.579	516	21.5
1955-56	21	160-294	.544	169-262	.645	489	23.3
Totals	95	421-NA	NA	493-821	.600	1,535	16.2

8

Tony Worrell

Forward

6-6 ▶ 225
Goldsboro, NC ▶ (Goldsboro HS)

Season	G	FG-FGA	FG%	FT-FTA	FT%	PTS	AVG
1984-85	28	51-143	.357	35-62	.565	129	4.8
1985-86	27	80-176	.455	63-90	.700	223	8.3
1986-87	28	196-413	.475	118-168	.702	559	20.0
1987-88	30	205-468	.438	144-210	.686	605	20.2
Totals	113	532-1200	.443	360-530	.679	1,516	13.4

9

John Savage

Forward

6-5 ▶ 200
Detroit, TX ▶ (Detroit HS)

Season	G	FG-FGA	FG%	FT-FTA	FT%	PTS	AVG
1961-62	26	196-448	.438	114-172	.663	506	19.5
1962-63	24	184-389	.473	107-161	.665	475	19.8
1963-64	24	172-383	.449	98-144	.681	442	18.3
Totals	74	552-1,220	.453	319-477	.669	1,423	19.2

10

Leonard Hopkins

Guard

6-3 ▶ 190
Dallas, TX ▶ (Lincoln HS)

Season	G	FG-FGA	FG%	FT-FTA	FT%	PTS	AVG
2001-02	28	103-245	.304	83-104	.798	323	11.5
2002-03	9	36-90	.400	27-36	.750	114	12.7
2003-04	28	118-302	.391	113-138	.819	391	14.0
2004-05	28	156-409	.381	151-176	.858	508	18.1
Totals	96	414-1,047	.395	376-456	.825	1,340	13.9

11

Melvin Davis

Forward

6-8 ▶ 220
Greenville, TX ▶ (Greenville HS)

Season	G	FG-FGA	FG%	FT-FTA	FT%	PTS	AVG
1974-75	22	75-159	.472	22-33	.667	172	7.8
1975-76	26	112-229	.489	46-62	.742	270	10.4
1976-77	27	203-392	.518	60-86	.698	466	17.3
1977-78	24	160-338	.473	78-104	.750	398	16.6
Totals	99	550-1,118	.492	206-285	.722	1,306	13.2

12

Calvin Watson

Guard

6-5 ▶ 215
Houston, TX ▶ (Madison HS)

Season	G	FG-FGA	FG%	FT-FTA	FT%	PTS	AVG
2003-04	17	50-120	.417	16-30	.533	141	8.3
2004-05	28	97-234	.415	70-89	.787	315	11.3
2005-06	27	96-234	.410	30-43	.698	264	9.8
2006-07	34	183-427	.429	77-117	.658	533	15.7
Totals	106	426-1,015	.419	193-279	.692	1,253	11.8



13

David Miller

Forward

6-5 ▶ 220
Lancaster, TX ▶ (Lancaster HS)

Season	G	FG-FGA	FG%	FT-FTA	FT%	PTS	AVG
1994-95	27	104-210	.495	54-106	.509	263	9.7
1995-96	28	131-266	.492	91-159	.582	355	12.7
1996-97	26	100-223	.448	67-106	.632	270	10.4
1997-98	26	114-291	.392	72-101	.713	319	12.3
Totals	107	449-990	.453	284-472	.601	1,207	11.3

14

Willie Davis

Forward

6-7 ▶ 210
Fort Worth, TX ▶ (Trimble Tech HS)

Season	G	FG-FGA	FG%	FT-FTA	FT%	PTS	AVG
1964-65	26	137-319	.429	146-224	.652	420	16.2
1965-66	16	101-206	.490	76-115	.661	278	17.4
1966-67	25	99-245	.404	70-114	.614	268	10.7
1967-68	9	72-135	.533	56-79	.709	200	22.2
Totals	76	409-905	.452	348-532	.654	1,166	15.3

15

Jim Mudd

Forward

6-7 ▶ 195
Freeburg, IL ▶ (Moberly JC)

Season	G	FG-FGA	FG%	FT-FTA	FT%	PTS	AVG
1958-59	24	194-489	.396	126-193	.650	514	21.4
1959-60	24	212-576	.368	181-260	.700	605	25.2
Totals	48	406-1065	.381	307-453	.678	1,119	23.3

16

Joe Hamilton

Guard

5-10 ▶ 155
Lexington, KY ▶ (Christian College of SW)

Season	G	FG-FGA	FG%	FT-FTA	FT%	PTS	AVG
1968-69	25	209-451	.463	93-112	.830	511	20.4
1969-70	26	226-541	.418	129-160	.806	581	22.3
Totals	51	435-992	.439	222-272	.816	1,092	21.4

17

Joe Manning

Guard

6-3 ▶ 170
Pontiac, MI ▶ (Oklahoma City Univ.)

Season	G	FG-FGA	FG%	FT-FTA	FT%	PTS	AVG
1977-78	28	165-375	.440	61-72	.847	391	14.0
1978-79	27	305-612	.498	89-112	.795	699	25.9
Totals	55	470-987	.476	150-184	.815	1,090	19.8

18

Deon Hunter

Guard

5-9 ▶ 170
Dallas, TX ▶ (South Oak Cliff HS)

Season	G	FG-FGA	FG%	FT-FTA	FT%	PTS	AVG
1986-87	28	89-235	.379	29-53	.547	245	8.8
1987-88	26	95-262	.363	35-73	.480	267	10.3
1988-89	28	170-409	.416	102-150	.680	500	17.9
Totals	82	354-906	.390	166-276	.601	1,012	12.3

19

David Vasher

Guard

6-2 ▶ 170
Dallas, TX ▶ (Wilmer-Hutchins HS)

Season	G	FG-FGA	FG%	FT-FTA	FT%	PTS	AVG
1978-79	24	53-130	.408	22-34	.647	128	5.3
1979-80	26	83-185	.449	23-37	.622	189	7.3
1980-81	25	137-284	.482	32-49	.653	306	12.2
1981-82	27	173-360	.481	33-50	.660	379	14.0
Totals	102	446-959	.465	110-170	.647	1,002	9.8



RECORDS

↳ career scoring club

20 RUBIN RUSSELL 6-2, 170, G, Ft. Worth, TX (Terrell HS)

Years	G	FG-FGA	FG%	FT-FTA	FT%	PTS	AVG
1965-67	50	413-935	.442	170-242	.702	996	19.9

21 DAVID BURNS 6-4, 200, F, Washington, MO (Washington HS)

Years	G	FG-FGA	FG%	FT-FTA	FT%	PTS	AVG
1962-65	74	397-883	.450	196-258	.760	990	13.4

22 DELONTE TAYLOR 6-4, 210, G, Washington D.C. (Wilson HS)

Years	G	FG-FGA	FG%	FT-FTA	FT%	PTS	AVG
1980-82	54	396-854	.463	176-235	.749	968	17.9

23 PAT KELLEY

Years	G	FG-FGA	FG%	FT-FTA	FT%	PTS	AVG
1950-53	70	316-NA	NA	322-585	.550	954	13.6

24 GEORGE ODUFUWA 6-8, 240, F, Dallas, TX (Arizona State)

Years	G	FG-FGA	FG%	FT-FTA	FT%	PTS	AVG
2009-11	97	343-631	.544	246-390	.631	932	9.6

25 BOBBY IVERSON 6-6, 205, F, Tulsa, OK (Webster HS)

Years	G	FG-FGA	FG%	FT-FTA	FT%	PTS	AVG
1972-74	51	380-757	.502	171-237	.722	931	18.3

26 CREST WHITAKER 6-2, 180, G, Jacksonville, IL (S. Illinois)

Years	G	FG-FGA	FG%	FT-FTA	FT%	PTS	AVG
1968-70	48	357-760	.470	196-271	.723	910	19.0

27 QUINCY WILLIAMS 6-8, 230, F, Forest Park, OK (Carl Albert HS)

Years	G	FG-FGA	FG%	FT-FTA	FT%	PTS	AVG
2004-08	120	355-718	.494	197-323	.609	909	7.57

28 TERRY BAILEY 6-8, 230, F, Crandall, TX (Henderson Co. JC)

Years	G	FG-FGA	FG%	FT-FTA	FT%	PTS	AVG
1974-76	52	364-626	.581	179-252	.710	907	17.4

29 AL SHUMATE 6-5, 200, F, Los Angeles, CA (Hamilton HS)

Years	G	FG-FGA	FG%	FT-FTA	FT%	PTS	AVG
1969-71	51	345-678	.509	210-329	.638	900	17.6

30 WAYMOND LISTER 6-3, 185, G, Dallas, TX (South Oak Cliff HS)

Years	G	FG-FGA	FG%	FT-FTA	FT%	PTS	AVG
1975-79	106	394-898	.439	101-170	.594	889	8.4

31 RONNIE MORGAN 6-8, 255, C, Dallas, TX (South Oak Cliff HS)

Years	G	FG-FGA	FG%	FT-FTA	FT%	PTS	AVG
1987-90	58	356-681	.523	176-307	.573	888	15.3

↳ 700-Point Season

Player	Games	Points	Avg.
Kenneth Lyons (1982-83)	30	728	24.3

↳ 600-Point Seasons

Jon Manning (1978-79)	27	699	25.9
Chris Davis (2001-02)	29	653	22.5
Donnell Hayden (1990-91)	28	627	22.4
Jim Mudd (1959-60)	24	605	25.2
Tony Worrell (1987-88)	30	605	20.2
Jesse Ratliff (1992-93)	26	601	23.1

↳ 500-Point Seasons

Tristan Thompson (2010-11)	33	593	18.0
Kenneth Lyons (1981-82)	27	587	21.7
Chris Davis (1999-2000)	27	587	21.7
Joe Hamilton (1969-70)	26	581	22.3
Jesse Ratliff (1993-94)	29	570	19.7
Tony Worrell (1986-87)	28	559	20.0
Jesse Ratliff (1991-92)	29	559	19.3
Bobby Iverson (1973-74)	26	548	21.1
Rubin Russell (1966-67)	25	539	21.6
Calvin Watson (2006-07)	34	533	15.7
Fred Hopkins (1954-55)	24	516	21.5
Jim Mudd (1958-59)	24	514	21.4
Joe Hamilton (1968-69)	25	511	20.4
Leonard Hopkins (2004-05)	28	508	18.1
John Savage (1961-62)	26	506	19.5
Chris Davis (2000-01)	28	504	18.0
Terry Bailey (1975-76)	26	501	19.3
Crest Whitaker (1968-69)	25	500	20.0
Deon Hunter (1988-89)	28	500	17.9

↳ 400-Point Seasons

Kenneth Lyons (1980-81)	27	498	18.4
Delonte Taylor (1980-81)	27	498	18.1
Fred Mitchell (1976-77)	27	497	18.4
Chris Davis (2002-03)	26	494	19.0
Al Shumate (1969-70)	25	494	19.8
Deginald Erskin (1999-00)	26	491	18.9
Fred Hopkins (1955-56)	21	489	23.3
Josh White (2009-10)	33	479	14.5
Tristan Thompson (2009-10)	33	478	14.5
Kenneth Lyons (1979-80)	27	478	17.7
Delonte Taylor (1981-82)	27	478	17.7
John Savage (1962-63)	24	475	19.8
Fred Mitchell (1977-78)	28	470	16.8
Kendrick Davis (2005-06)	28	469	16.8
Melvin Davis (1976-77)	27	466	17.3
Ardie Dixon (1961-62)	26	458	17.6
Rubin Russell (1965-66)	25	457	18.3
Jordan Williams (2012-13)	32	453	14.2
Ronnie Morgan (1987-88)	30	447	14.9
John Savage (1963-64)	24	442	18.3
Fred Mitchell (1975-76)	26	439	16.9
Bennie Rutherford (1949-50)	26	438	16.8
Stan Blackmon (1973-74)	26	434	16.7
Lee Winfield (1967-68)	26	429	16.6
Waymond Lister (1978-79)	27	428	15.9
Josh White (2010-11)	32	424	13.3
Willie Davis (1964-65)	26	420	16.2
Tony Mitchell (2012-13)	32	416	13.0
Michael Sturns (2006-07)	34	411	12.1
Crest Whitaker (1969-70)	23	410	17.8
John Moody (1972-73)	25	410	16.4
Al Shumate (1969-70)	26	406	15.6
Terry Bailey (1974-75)	26	406	15.6
Josh White (2007-08)	29	404	13.9
Vincente Green (1984-85)	28	403	14.4
Jesse Ratliff (1990-91)	30	400	13.3



↳ Points

Game 47 - Kenneth Lyons (vs. Louisiana Tech, 3/10/83)
Season 728 - Kenneth Lyons (728, 24.3 avg.)
Career 2,291 - Kenneth Lyons (1979-83, 20.6 avg.)

↳ Field Goals

Game 18 - Rubin Russell (vs. Bradley, 2/10/66)
 18 - Stan Blackmon (vs. Chicago St., 1/14/74)
Season 305 - Jon Manning (1978-79)
Career 905 - Kenneth Lyons (1979-83)

↳ Field Goal Attempts

Game 32 - Jon Manning (vs. Baylor, 12/4/78)
Season 612 - Jon Manning (1978-79)
Career 1,825 - Chris Davis (1999-03)

↳ Field Goal Percentage

Game 1.000 - David Miller (10-10 vs. Sam Houston St., 1/28/95)
 1.000 - Adam McCoy (8-8 vs. Arkansas State, 3/05/08)
 1.000 - George Odufuwa (7-7 vs. UALR, 2/20/10)
 1.000 - Tristan Thompson (6-6 vs. Sam Houston State, 12/3/08)
 1.000 - Quincy Williams (6-6 vs. Louisiana-Monroe, 3/04/07)
 1.000 - Quincy Williams (6-6 vs. Nicholls State, 12/09/06)
 1.000 - Justin Howerton (6-6 vs. Angelo State, 12/19/05)
Season .628 - Lowell Myrie (1990-91)
Career .585 - John Horrocks (1981-83)

↳ 3-Point Field Goals

Game 8 - Joe Ervin (vs. Arkansas, 12/30/98)
 8 - Chad Elstun (vs. Nicholls St., 2/3/94)
 8 - Tony Worrell (vs. St. Mary's, 12/23/86)
 8 - Ray Schufford (vs. Sam Houston St., 2/22/90)
Season 90 - Calvin Watson (2006-07)
Career 208 - Calvin Watson (2003-07)

↳ 3-Point Field Goal Attempts

Game 17 - Joe Ervin (vs. Long Beach St., 1/16/99)
Season 229 - Chris Davis (1999-00)
Career 613 - Chris Davis (1999-03)

↳ 3-Point Field Goal Percentage

Game 1.000 - Jacob Holmen (vs. Arkansas State, 3/5/12; 5-5)
 1.000 - Dominique Johnson (vs. Arkansas State, 1/22/11; 5-5)
 1.000 - Adam McCoy (vs. Arkansas State, 3/05/08; 5-5)
 1.000 - Leonard Hopkins (vs. Weber St., 12/6/02; 5-5)
Season .458 - Josh White (2007-08; 123-145)
Career .431 - George King (1993-96)

↳ Free Throws

Game 20 - Tristan Thompson (vs. Florida Atlantic, 3/6/11)
Season 211 - Tristan Thompson (2010-11)
Career 541 - Chris Davis (1999-03)

↳ Free Throw Attempts

Game 22 - Jermaine Green (vs. South Alabama, 2/9/02)
Season 275 - Fred Hopkins (1954-55)
Career 821 - Fred Hopkins (1952-56)

↳ Free Throw Percentage

Game 1.000 - Tristan Thompson (vs. Florida Atlantic, 3/6/11; 20-20)
 1.000 - Tristan Thompson (vs. Louisiana-Lafayette, 2/7/09; 13-13)
 1.000 - Dexter Tennell (vs. New Mexico St., 2/20/99; 13-13)
 1.000 - Roger Franklin (vs. FIU, 2/9/13; 11-11)
 1.000 - Josh White (vs. Oklahoma St., 11/17/08; 10-10)
 1.000 - Michael Sturns (vs. Texas State, 11/25/06; 10-10)
 1.000 - Tristan Thompson (vs. Kansas State, 3/18/10; 10-10)
Season .906 - Josh White (2008-09; 96-106)
Career .871 - Garland Bailey (1963-64; 189-209)

↳ Rebounds

Game 29 - Ken Williams (vs. Lamar, 1/18/78)
Season 411 - Ken Williams (1977-78)
Career 1,095 - Ken Williams (1974-78)

↳ Assists

Game 19 - Pat Hicks (vs. Loyola Marymount, 12/22/81)
Season 208 - Walter Johnson (1976-77)
Career 526 - Pat Hicks (1979-83)

↳ Blocked Shots

Game 8 - Shawnsen Johnson (vs. New Orleans, 3/7/04)
 8 - Jason Miller (vs. New Mexico St., 1/24/01)
Season 87 - Tony Mitchell (2012-13)
Career 157 - Tony Mitchell (2012-13)

↳ Steals

Game 9 - Donnell Hayden (vs. Texas Southern, 12/3/90)
Season 86 - Donnell Hayden (1990-91)
Career 151 - Jesse Ratliff (1990-94)



RECORDS

↳ single-game records

↳ Scoring

- 47 Kenneth Lyons vs. Louisiana Tech, 3/10/83
- 45 Jesse Ratliff vs. UT-San Antonio, 2/24/94
- 44 Jim Mudd, vs. Hardin Simmons, 1/25/60
-Donnell Hayden vs. Nicholls State, 12/5/90
- 41 Stan Blackmon vs. Chicago State, 1/16/74
- Jon Manning vs. Baylor, 12/4/78
- Garland Bailey vs. Cincinnati, 2/29/94
- 40 Fred Hopkins vs. Trinity, 2/20/56
- Jim Mudd vs. Tulsa, 2/16/59
- Rubin Russell vs. Louisville, 2/19/66
- Jesse Ratliff vs. Nicholls State, 1/25/92
- Adam Smith vs. Texas-San Antonio, 3/4/95
- Deginald Erskin vs. Nevada, 2/25/99
- 39 Jon Manning vs. West Texas St., 12/13/78
- 38 Rubin Russell vs. Bradley, 2/10/66
- Kenneth Lyons vs. Samford, 12/28/82
- Jesse Ratliff vs. South Alabama, 12/12/92
- 37 Jim Mudd vs. West Texas State, 12/18/59
- Rubin Russell vs. Bradley, 2/24/66
- Jon Manning vs. Centenary, 1/15/79
- Jesse Ratliff vs. Northwestern State, 2/8/93
- Chris Davis vs. UL Lafayette, 2/22/01
- 36 Jim Mudd vs. Wichita State, 2/1/60
- John Savage vs. Bradley, 1/5/63
- Crest Whitaker vs. Drake, 1/30/69
- John Moody vs. NE Louisiana, 12/29/72
- Earl King vs. Bradley, 2/18/75
- Delonte Taylor vs. Loyola Mary., 12/22/81
- Wendall Williams vs. NW State, 2/25/89
- Donnell Hayden vs. Alcorn State, 11/27/90
- Donnell Hayden vs. Hawaii, 12/19/90
- Tristan Thompson vs. Florida Atlantic, 3/6/11
- 35 Carl Miller vs. Tulsa, 2/25/65
- Joe Hamilton vs. Denver, 12/17/68
- Joe Hamilton vs. Tulsa, 1/27/70
- Glenroy Ferguson vs. TCU, 12/3/86
- Tony Worrell vs. Alcorn State, 1/3/87
- Jesse Ratliff vs. Texas Tech, 1/6/93
- Adam Smith vs. E. Texas Baptist, 12/18/94
- Deginald Erskin vs. Utah State, 2/27/99
- Chris Davis vs. Wyoming, 1/8/00
- Josh White vs. UT Arlington, 11/18/09
- 34 Joe Hamilton vs. Wyoming, 12/6/69
- Al Shumate vs. Nicholls State, 1/11/71
- Fred Mitchell vs. SMU, 1/22/77
- Jon Manning vs. Portland State, 2/5/79
- Kenneth Lyons vs. UT Arlington, 1/15/83
- Jesse Ratliff vs. Texas Tech, 12/4/92
- Jesse Ratliff vs. NE Louisiana, 3/5/94
- Adam Smith vs. SW Texas State, 2/26/94
- Collin Dennis vs. Troy, 2/16/08
- Tony Mitchell vs. South Alabama, 1/5/12
- 33 Fred Hopkins vs. Trinity, 1/29/55
- Ardie Dixon vs. Air Force, 12/16/1961
- Carl Jones vs. Baylor, 12/9/75
- Melvin Davis vs. UT Arlington, 1/21/78
- Donnell Hayden vs. LBSU, 11/24/90
- Jason Miller vs. A&M-Kingsville, 12/19/00
- 32 Chris Davis vs. Florida Int'l, 3/1/02
- Chris Davis vs. Houston, 12/2/01
- Chris Davis vs. Nevada, 2/5/00
- Pat Kelley vs. Midwestern, 2/7/52
- Dave Burns vs. Bradley, 2/15/64
- Tony Worrell vs. SW Louisiana, 1/31/87
- Rubin Russell vs. Cincinnati, 2/18/67
- Joe Hamilton vs. Memphis, 2/14/70
- Bobby Iverson vs. Tulsa, 1/19/74
- Bobby Iverson vs. Wayland Baptist, 12/8/73
- Terry Bailey vs. SMU, 1/20/76
- Josh White vs. Texas Tech, 11/16/10
- 31 Willie Davis vs. Louisville, 2/13/68
- Joe Hamilton vs. Drake, 1/30/69
- Earl King vs. Niagara, 12/26/74

- Jon Manning vs. Illinois State, 2/22/79
- Kenneth Lyons vs. Lamar, 1981/82
- Kenneth Lyons vs. UT Arlington, 2/10/83
- Ardie Dixon vs. St. Louis, 1/11/62
- Fred McDade vs. Oral Roberts, 2/26/83
- Tony Worrell vs. St. Mary's, 12/23/86
- Tony Worrell vs. Nevada, 12/29/86
-Donnell Hayden vs. Texas Southern, 12/3/90
- Jesse Ratliff vs. South Alabama, 12/17/91
-Jesse Ratliff vs. Northeast Louisiana, 2/1/92
- Dyalan Beamon vs. Nevada, 12/21/92
- Chris Jones vs. Texas Tech, 11/16/11
- Jordan Williams vs. Louisiana-Lafayette, 1/31/13
- 30 Dave Burns vs. Oklahoma City, 1/11/64
- Ephriam McDaniel vs. S. Miss., 12/4/71
- Al Shumate vs. Northeast Louisiana, 2/22/71
- Bobby Iverson vs. TCU, 12/4/73
- Kenneth Lyons vs. Southwestern, 11/27/81
- Fred Mitchell vs. TCU, 12/11/76
- Tony Worrell vs. Alcorn State 1/14/88
- Deon Hunter vs. McNeese State, 2/2/89
- Jesse Ratliff vs. Northwestern State, 1/2/93
- Jesse Ratliff vs. SMU, 12/7/93
- George King vs. Nicholls State, 2/3/94
- Deginald Erskin vs. Idaho, 2/12/00
- Chris Davis vs. Western Kentucky, 2/8/03
- Collin Dennis vs. Arkansas State, 1/10/08
- Tristan Thompson vs. ULM, 1/20/11
- Tony Mitchell vs. Denver, 1/21/12

↳ Field Goals

- 18 Rubin Russell vs. Bradley, 2/10/66
- 18 Stan Blackmon vs. Chicago State, 1/14/74
- 18Donnell Hayden vs. Nicholls State, 12/5/90
- 17 Jim Mudd vs. Hardin-Simmons, 1/23/60
- 17 John Savage vs. Bradley, 1/15/63
- 17 Jon Manning vs. Baylor, 1/14/78
- 17 Jon Manning vs. Portland State, 2/5/79
- 17 Delonte Taylor vs. Loyola Mary., 1/22/81
- 17Kenneth Lyons vs. Louisiana Tech, 3/10/83

↳ 3-Point Field Goals

- 8 Tony Worrell vs. St. Mary's, 12/23/86
- 8Ray Schufford vs. Sam Houston St., 2/22/90
- 8 Chad Elstun vs. Nicholls St., 2/3/94
- 8 Joe Ervin vs. Arkansas, 12/30/98
- 7 Jesse Ratliff vs. NW Louisiana, 2/8/90
- 7 George King vs. Alabama, 12/2/95
- 7Chad Elstun vs. Mary Hardin-Baylor, 11/25/96
- 7 Robert Washington vs. UAB, 12/4/97
- 7 Chris Davis vs. Nevada, 2/5/00
- 7 Jordan Williams at Troy, 2/16/13
- 6 Pooh Davis vs. UC Irvine, 1/8/98
- 6 Joe Ervin vs. Long Beach St., 1/16/99
- 6 Jerome Rogers vs. SMU, 11/29/02
- 6Calvin Watson vs. UT-Pan American, 12/11/04
- 6Kendrick Davis vs. Troy, 1/26/06
- 6Calvin Watson vs. Troy, 2/23/06
- 6Kendrick Davis vs. Troy, 2/23/06
- 6Calvin Watson vs. Florida Atlantic, 1/20/07
- 6Calvin Watson vs. Arkansas State, 2/22/07
- 6Kendrick Davis vs. Louisiana-Lafayette, 2/28/07
- 6Calvin Watson vs. Arkansas State, 3/06/07
- 6 Josh White vs. Texas, 12/05/07
- 6 Collin Dennis vs. Arkansas State, 2/23/08
- 6Tristan Thompson vs. FIU, 12/20/09
- 6Tristan Thompson vs. UALR, 12/31/09
- 6Dominique Johnson vs. Henderson State, 11/12/10
- 6Tristan Thompson vs. Texas State, 11/27/10

↳ Free Throws

- 20 Tristan Thompson vs. Florida Atlantic, 3/6/11
- 19 Jackie Pierce vs. Hardin Simmons, 1/31/57
- 17 Fred Hopkins vs. Austin College, 1/6/56
- 16 Jim Mudd vs. Wichita State, 2/1/56
- 16 Pat Kelley vs. Southern Mississippi, 2/13/54
- 16 Jesse Ratliff vs. Nicholls State, 1/25/92
- 15 Jim Mudd vs. West Texas State, 1/18/59
- 15Kenneth Lyons vs. Louisiana Tech, 3/10/83
- 15 Jermaine Green vs. South Alabama, 2/9/02
- 15 Josh White vs. UT Arlington, 11/18/09
- 14 Willie Davis vs. Trinity, 12/4/54
- 14 Tom Hooper vs. Tinity, 1/8/55
- 14 Fred Hopkins vs. Austin College, 2/21/55
- 14 Fred Mitchell vs. Creighton, 1/12/75

↳ Rebounds

- 29 Ken Williams vs. Lamar, 1/18/78
- 26 Willie Davis vs. Oklahoma City, 1/20/65
- 25 Ken Williams vs. Texas-Arlington, 1/12/77
- 24 George Odufuwa vs. Cameron, 11/13/09
- 22 Willie Davis vs. Louisville, 2/6/65
- 22 Ronnie Morgan vs. S. Mississippi, 1/19/87
- 22 Jesse Ratliff vs. Nicholls State, 1/25/92
- 22 Thomas Gipson vs. SW Texas St., 2/10/92
- 21 Al Shumate vs. UNLV, 1/22/69
- 21 Stan Blackmon vs. SMU, 1/9/74
- 21 Ken Williams vs. Texas-Arlington, 1/21/78
- 21 Shawnon Johnson vs. New Orleans, 3/7/04
- 21 Tony Mitchell vs. Florida Atlantic, 2/11/12
- 20 Jim Mudd vs. Oklahoma City, 12/15/59
- 19 Quincy Williams vs. Indiana State, 11/17/07
- 19 Wendell Williams vs. NE Louisiana, 2/23/89
- 19 Ronnie Morgan vs. Nebraska, 12/2/88
- 18 Kenneth Lyons vs. Pan American, 1/24/80
- 18 Javan Dupree vs. S. Mississippi, 11/25/83
- 18Charles Washington vs. Alabama, 11/18/97
- 18 George Odufuwa vs. Troy, 1/29/09
- 17 Jim Mudd vs. McMurry, 12/6/58
- 17 Ardie Dixon vs. West Texas State, 12/17/60
- 17 Ardie Dixon vs. Oklahoma City, 2/13/61
- 17 Doug Schindler vs. S. Houston St., 1/28/89
- 17 Thomas Gipson vs. W. Texas St., 1/16/92
- 17 Jesse Ratliff vs. UT San Antonio, 2/25/93
- 17 Charles Washington vs. Texas, 11/22/97
- 17 Eric Tramiel vs. ULM, 3/7/10
- 17 George Odufuwa vs. Troy, 3/9/10
- 17 George Odufuwa vs. UALR, 3/8/11
- 17 Tony Mitchell vs. Denver, 1/21/12
- 16 Kenneth Lyons vs. Southwestern, 11/27/81
- 16 Kenneth Lyons vs. UT Arlington, 1/15/83
- 16Wendell Williams vs. NE Louisiana, 1/21/89
- 16 Jesse Ratliff vs. South Alabama, 12/12/92
- 16 Jesse Ratliff vs. Sam Houston St., 2/18/93
- 16 George Odufuwa vs. Rice, 11/23/10
- 16 George Odufuwa vs. Arkansas State, 1/22/11



↳ Blocked Shots

- 8 Jason Miller vs. New Mexico St., 1/24/01
- 8 Shawnson Johnson vs. New Orleans, 3/7/04
- 7 Deginald Erskin vs. Arkansas, 12/30/98
- 7 Jeffrey Simpson vs. Middle Tenn., 2/09/06
- 6 Jeffrey Simpson vs. New Mexico St., 1/8/05
- 6 Jeffrey Simpson vs. New Orleans, 1/27/05
- 6 Tony Mitchell vs. Arkansas State, 1/28/12
- 6 Tony Mitchell vs. Florida Atlantic, 2/11/12
- 6 Tony Mitchell vs. ULM, 2/16/12
- 6 Tony Mitchell vs. Louisiana-Lafayette, 3/4/12
- 5 Thomas Gipson vs. Houston, 11/30/91
- 5 Thomas Gipson vs. West Texas, 1/16/92
- 5 Will Smith vs. A&M-Kingsville, 1/12/02
- 5 S. Johnson vs. St. Bonaventure, 12/20/03
- 5 Shawnson Johnson vs. Indiana, 12/29/03
- 5 S. Johnson vs. UT-Pan American, 1/8/04
- 5 Jeffrey Simpson vs. UT-Permian Basin, 12/28/05
- 5 Jeffrey Simpson vs. UT-Pan American, 2/15/06
- 5 Jeffrey Simpson vs. UALR, 3/03/06
- 5 Tony Mitchell at ULM, 2/14/13

↳ Steals

- 9 Donnell Hayden vs. Tx. Southern, 12/3/90
- 9 Pat Nash vs. South Alabama, 12/17/91
- 6 Kevie Gulley vs. Northwestern St., 3/6/90
- 6 Donnell Hayden vs. Alcorn St., 11/27/90
- 6 Jesse Ratliff vs. SW Texas St., 2/7/91
- 6 Pat Nash vs. Baylor, 12/30/91
- 6 Eric Jackson vs. Sam Houston St., 1/23/93
- 6 Charles Washington vs. UCSB, 2/19/98
- 6 Deginald Erskin vs. Buffalo, 12/11/99
- 6 Kenneth Mangrum vs. A&M-CC, 12/2/00
- 6 Lee Green vs. Lipscomb, 12/19/01
- 6 Jermaine Green vs. Indiana, 12/1/02
- 6 Isaac Hines vs. Arkansas St., 1/22/05
- 6 Chris Jones vs. UTA, 11/12/12

↳ Assists

- 19 Pat Hicks vs. Loyola Marymount, 12/22/81
- 16 Pat Hicks vs. Pan American, 2/27/82
- 15 Weasel Johnson vs. TCU, 12/11/76
- 13 Terence White vs. A&M-CC, 12/2/00
- 12 Deon Alexander vs. Southwestern (KS), 2/25/87
- 12 Charles Kearney vs. NW (La.) St., 2/8/93
- 12 Calvin Williams vs. Nevada, 1/30/99
- 11 Ricky Roberson vs. NE Louisiana, 3/10/88
- 11 Tom Etchison vs. NE Louisiana, 3/5/94
- 11 Calvin Williams vs. Utah St., 1/28/99
- 11 Calvin Williams vs. Wyoming, 1/8/00
- 10 Pat Hicks vs. Southern Miss., 1/24/81
- 10 Pat Nash vs. South Alabama, 12/17/91
- 10 Royce Johnson vs. SFA, 1/21/93
- 10 Jesse Ratliff vs. Sam Houston St., 2/18/93
- 10 Tom Etchison vs. NW (La.) St., 2/17/94
- 10 Calvin Williams vs. Pacific, 1/20/00
- 10 Terence White vs. Texas A&M, 11/20/00
- 10 Chris Jones vs. Troy, 12/31/11



RECORDS

↳ single-season records

↳ Points

1.	728	Kenneth Lyons	1982-83
2.	699	Jon Manning	1978-79
3.	653	Chris Davis	2001-02
4.	627	Donnell Hayden	1990-91
5.	605	Jim Mudd	1959-60
	605	Tony Worrell	1987-88
7.	601	Jesse Ratliff	1992-93
8.	593	Tristan Thompson	2010-11
9.	587	Chris Davis	1999-00
	587	Kenneth Lyons	1981-82

↳ Scoring Average

1.	25.9	Jon Manning	1978-79
2.	25.2	Jim Mudd	1959-60
3.	24.3	Kenneth Lyons	1982-83
4.	23.3	Fred Hopkins	1955-56
5.	23.1	Jesse Ratliff	1992-93
6.	22.5	Chris Davis	2001-02
7.	22.4	Donnell Hayden	1990-91
8.	22.3	Joe Hamilton	1969-70
9.	21.7	Chris Davis	1999-00
	21.7	Kenneth Lyons	1981-82

↳ Field Goals

1.	305	Jon Manning	1978-79
2.	282	Kenneth Lyons	1982-83
3.	232	Kenneth Lyons	1981-82
4.	226	Joe Hamilton	1969-70
5.	224	Rubin Russell	1966-67
	224	Donnell Hayden	1966-67
7.	218	Bobby Iverson	1973-74
8.	217	Chris Davis	2001-02
9.	214	Fred Mitchell	1976-77
10.	212	Jim Mudd	1959-60

↳ Field Goal Percentage

1.	.628	Lowell Myrie	1990-91
2.	.622	Will Smith	2003-04
3.	.618	John Horrocks	1982-83
4.	.614	Justin Barnett	2004-05
5.	.606	Keenan DeBose	1985-86
6.	.604	George Odufuwa	2009-10
7.	.596	Terry Bailey	1975-76
8.	.595	Shawnson Johnson	2003-04
9.	.590	Will Smith	2002-03
10.	.579	Eric Tramiel	2008-09

↳ Three-Point Field Goals

1.	90	Calvin Watson	2006-07
2.	80	Chad Elstun	1996-97
3.	77	Chris Davis	1999-00
4.	69	Ray Schufford	1989-90
5.	68	George King	1993-94
6.	66	Tristan Thompson	2010-11
7.	64	Donnell Hayden	1990-91
8.	62	George King	1995-96
9.	61	Tristan Thompson	2009-10
10.	60	Jesse Ratliff	1992-93
	60	Kendrick Davis	2005-06

↳ Three-Point Attempts

1.	229	Chris Davis	1999-00
2.	227	Calvin Watson	2006-07
3.	216	Donnell Hayden	1990-91
4.	193	Chad Elstun	1996-97
5.	186	Ray Schufford	1989-90
6.	179	Tom Etchison	1993-94
7.	178	Jesse Ratliff	1992-93
8.	176	Deon Hunter	1988-89
9.	172	Kendrick Davis	2005-06
10.	158	Tristan Thompson	2010-11

↳ Three-Point Percentage

1.	.458	Josh White	2007-08
2.	.453	George King	1995-96
3.	.444	Brandon Gilbert	1999-00
	.444	George King	1993-94
5.	.439	Tony Mitchell	2011-12
6.	.438	Dez Willingham	2007-08
7.	.434	Jerome Rogers	2001-02
8.	.431	Adam McCoy	2008-09
9.	.427	Isaac Hines	2005-06
10.	.423	Eric Jackson	1992-93

↳ Free Throws

1.	211	Tristan Thompson	2010-11
2.	181	Jim Mudd	1959-60
3.	173	Chris Davis	2001-02
4.	169	Fred Hopkins	1955-56
5.	164	Kenneth Lyons	1982-83
6.	160	Fred Hopkins	1954-55
7.	155	Adam Smith	1994-95
8.	153	Chris Davis	2002-03
9.	152	Josh White	2009-10
10.	151	Leonard Hopkins	2004-05

↳ Free Throw Attempts

1.	275	Fred Hopkins	1954-55
2.	262	Fred Hopkins	1955-56
3.	260	Jim Mudd	1959-60
4.	253	Tristan Thompson	2010-11
5.	229	Kenneth Lyons	1982-83
6.	228	Chris Davis	2001-02
7.	224	Willie Davis	1964-65
8.	212	Jesse Ratliff	1993-94
9.	210	Tony Worrell	1987-88
10.	205	Jesse Ratliff	1991-92

↳ Free Throw Percentage

1.	90.6	Josh White (96-106)	2008-09
2.	87.2	Garland Bailey (136-156)	1963-64
3.	86.8	Garland Bailey (46-53)	1962-63
4.	86.7	Travis Schofield (52-60)	1997-98
5.	85.8	Leonard Hopkins (151-176)	2004-05
6.	85.7	Dominique Johnson (78-91)	2010-11
7.	84.8	Josh White (123-145)	2007-08
8.	84.7	Jon Manning (61-72)	1978-79
9.	84.4	Josh White (114-135)	2010-11
10.	84.1	Tom Etchison (53-63)	1994-95

↳ Rebounds

1.	411	Ken Williams	1977-78
2.	353	George Odufuwa	2009-10
3.	345	Ken Williams	1976-77
4.	333	George Odufuwa	2010-11
5.	331	Willie Davis	1964-65
6.	305	Ronnie Morgan	1987-88
7.	295	Stan Blackmon	1973-74
8.	287	Melvin Davis	1976-77
9.	285	John Savage	1961-62
10.	284	Jim Mudd	1958-59

↳ Assists

1.	208	Walter Johnson	1976-77
2.	171	Pat Hicks	1982-83
3.	156	Pat Hicks	1981-82
4.	154	Pat Hicks	1980-81
5.	142	Walter Johnson	1975-76
	142	Deon Alexander	1986-87
7.	137	Calvin Williams	1998-99
8.	124	Donnell Hayden	1990-91
9.	120	Dominique Johnson	2008-09
10.	116	Josh White	2009-10

↳ Blocked Shots

1.	87	Tony Mitchell	2012-13
2.	70	Tony Mitchell	2011-12
3.	69	Shawnson Johnson	2003-04
4.	68	Jeffrey Simpson	2005-06
5.	53	Thomas Gipson	1991-92
6.	51	Jeffrey Simpson	2004-05
7.	40	Jason Miller	2000-01
8.	38	Wendell Williams	1988-89
	38	Quincy Williams	2006-07
10.	33	Chuck Thrash	1997-98
	33	Rich Young	2006-07

↳ Steals

1.	86	Donnell Hayden	1990-91
2.	84	John Horrocks	1981-82
3.	63	Ricky Robertson	1988-89
	63	Pat Nash	1991-92
5.	60	Isaac Hines	2004-05
6.	56	Deon Alexander	1986-87
	56	Charles Washington	1997-98
8.	52	Isaac Hines	2005-06
9.	51	Calvin Williams	1999-00
10.	48	Tony Worrell	1987-88



↳ Scoring

1.	2,291	Kenneth Lyons	1979-83
2.	2,254	Chris Davis	1999-03
3.	2,130	Jesse Ratliff	1990-94
4.	1,668	Josh White	2008-11
5.	1,629	Tristan Thompson	2008-11
6.	1,538	Fred Mitchell	1974-78
7.	1,535	Fred Hopkins	1952-56
8.	1,516	Tony Worrell	1984-88
9.	1,423	John Savage	1961-64
10.	1,340	Leonard Hopkins	2002-05

↳ Scoring Average

1.	23.3	Jim Mudd	1958-60
2.	22.4	Donnell Hayden	1990-91
3.	21.4	Joe Hamilton	1968-70
4.	20.6	Kenneth Lyons	1979-83
5.	20.1	Chris Davis	1999-03
6.	19.9	Rubin Russell	1965-67
7.	19.8	Jon Manning	1977-79
8.	19.2	John Savage	1961-64
9.	19.0	Crest Whitaker	1968-70
10.	18.3	Bobby Iverson	1972-74
	18.3	Jesse Ratliff	1990-94

↳ Field Goal Percentage

1.	.585	John Horrocks	1981-83
2.	.581	Terry Bailey	1974-76
3.	.570	Will Smith	2000-04
4.	.561	Eric Tramiel	2008-10
5.	.559	Adam Smith	1993-95
6.	.555	Jeffrey Simpson	2004-06
7.	.554	Sean Riley	1995-97
8.	.544	George Odufuwa	2008-Pr.
9.	.543	Keith Wooden	2006-08
10.	.540	Keenan DuBose	1985-87

↳ Field Goals

1.	905	Kenneth Lyons	1979-83
2.	769	Jesse Ratliff	1990-94
3.	762	Chris Davis	1999-03
4.	643	Fred Mitchell	1974-78
5.	552	John Savage	1961-64
6.	550	Melvin Davis	1974-78
7.	532	Tony Worrell	1984-88
8.	521	Fred Hopkins	1952-56
9.	499	Josh White	2008-11
10.	470	John Manning	1977-79

↳ Free Throws

1.	541	Chris Davis	1999-03
2.	520	Tristan Thompson	2008-11
3.	497	Jesse Ratliff	1990-94
4.	493	Fred Hopkins	1952-56
5.	485	Josh White	2008-11
6.	481	Kenneth Lyons	1979-83
7.	376	Leonard Hopkins	2004-05
8.	371	Josh White	2007-Pr.
9.	360	Tony Worrell	1984-88
10.	348	Willie Davis	1984-88

↳ Free Throw Attempts

1.	958	Chris Davis	1999-03
2.	821	Fred Hopkins	1952-56
3.	709	Jesse Ratliff	1990-94
4.	708	Kenneth Lyons	1979-83
5.	637	Tristan Thompson	2008-11
6.	582	Pat Kelley	1950-53
7.	571	Josh White	2008-11
8.	532	Willie Davis	1964-68
9.	530	Tony Worrell	1984-88
10.	477	John Savage	1961-64

↳ Free Throw Percentage

1.	87.09	Garland Bailey	1963-64
2.	84.94	Josh White	2008-11
3.	84.43	Dominique Johnson	2009-11
4.	82.38	Leonard Hopkins	2002-05
5.	81.91	Tom Etchison	1994-95
6.	81.63	Tristan Thompson	2008-11
7.	81.62	Joe Hamilton	1969-70
8.	81.52	Jon Manning	1978-79
9.	79.31	Donell Hayden	1991
10.	79.19	Cedric Carson	1991-92

↳ 3-Point Field Goals

1.	208	Calvin Watson	2003-07
2.	189	Chris Davis	1999-03
3.	188	George King	1993-96
4.	185	Josh White	2008-11
5.	183	Tristan Thompson	2008-11
6.	159	Jerome Rogers	2000-04
7.	138	Deon Hunter	1986-89
8.	136	Leonard Hopkins	2004-05
9.	132	Chad Elstun	1995-97
10.	112	Tom Etchison	1993-95

↳ 3-Point FG Attempts

1.	613	Chris Davis	1999-03
2.	549	Jerome Rogers	2000-04
3.	531	Calvin Watson	2003-07
4.	497	Josh White	2008-11
5.	462	Tristan Thompson	2008-11
6.	436	George King	1993-96
7.	430	Leonard Hopkins	2002-05
8.	405	Deon Hunter	1986-89
9.	321	Tom Etchison	1993-95
10.	320	Chad Elstun	1995-97

↳ 3-Point FG Percentage

1.	.431	George King	1993-96
2.	.413	Chad Elstun	1995-97
3.	.409	Dominique Johnson	2008-11
4.	.406	Rich Young	2005-07
5.	.396	Tristan Thompson	2008-11
6.	.391	Calvin Watson	2003-07
	.391	Adam McCoy	2007-09
8.	.377	Collin Dennis	2007-09
9.	.376	Isaac Hines	2004-06
10.	.372	Josh White	2008-11

↳ Rebounds

1.	1,095	Ken Williams	1974-78
2.	1,020	Kenneth Lyons	1979-83
3.	913	Jesse Ratliff	1990-94
4.	896	George Odufuwa	2009-11
5.	872	Melvin Davis	1974-78
6.	847	Willie Davis	1964-68
7.	812	John Savage	1961-64
8.	796	David Miller	1994-98
9.	728	Fred Mitchell	1974-78
10.	691	Quincy Williams	2004-08

↳ Assists

1.	526	Pat Hicks	1979-83
2.	350	Walter Johnson	1975-77
3.	331	Josh White	2008-11
4.	296	Chris Davis	1999-03
5.	294	Kevin Gulley	1987-90
6.	269	Furmia Nealy	1979-83
7.	262	Deon Hunter	1986-89
8.	249	Deon Alexander	1985-87
9.	248	Calvin Williams	1997-99
10.	234	Dominique Johnson	2009-11

↳ Blocked Shots

1.	157	Tony Mitchell	2011-13
1.	119	Jeffrey Simpson	2004-06
2.	98	Quincy Williams	2004-08
3.	81	Wendell Williams	1986-89
4.	79	Kedrick Hogans	2008-Pr.
5.	76	Thomas Gipson	1990-92
	70	George Odufuwa	2009-11
8.	69	Shawnson Johnson	2003-04
9.	66	Harold Stewart	2005-09
10.	60	Will Smith	2000-04

↳ Steals

1.	151	Jesse Ratliff	1990-94
2.	146	David Miller	1994-98
3.	122	Jerome Rogers	2000-04
4.	112	Isaac Hines	2004-06
5.	109	Charles Washington	1996-99
6.	108	Tony Worrell	1984-88
7.	106	Kenneth Mangrum	1998-02
8.	102	Ricky Roberson	1986-89
9.	98	Calvin Williams	1997-99
10.	94	John Horrocks	1981-83



RECORDS

↳ season-by-season leaders

↳ Scoring

Year	Player	G	FG	FGA	Pts.	Avg.
1952	Pat Kelley	23	133	103	369	16.0
1953	Pat Kelley	21	85	105	275	13.1
1954	Fred Hopkins	27	139	121	399	14.4
1955	Fred Hopkins	24	178	160	516	21.5
1956	Fred Hopkins	21	160	169	489	23.3
1957	Kenneth Hinkle	23	112	57	281	12.2
1958	Kenneth Hinkle	20	116	66	298	14.9
1959	Jim Mudd	24	194	126	514	21.4
1960	Jim Mudd	24	212	181	605	25.2
1961	Ardie Dixon	24	121	94	336	14.0
1962	John Savage	26	196	14	506	19.5
1963	John Savage	24	184	107	475	19.8
1964	John Savage	24	172	98	442	18.3
1965	Willie Davis	26	137	146	420	16.2
1966	Rubin Russell	25	189	79	457	18.3
1967	Rubin Russell	25	224	91	539	21.6
1968	Lee Winfield	26	172	85	429	16.5
1969	Joe Hamilton	25	209	93	511	20.4
1970	Joe Hamilton	26	226	129	581	22.3
1971	Al Shumate	25	189	116	494	19.8
1972	Eph McDaniel	26	140	100	380	14.6
1973	John Moody	25	185	40	410	16.4
1974	Bobby Iverson	26	218	112	548	21.1
1975	Terry Bailey	26	163	80	406	15.6
1976	Terry Bailey	26	201	99	501	19.3
1977	Fred Mitchell	27	214	69	497	18.4
1978	Fred Mitchell	28	189	92	470	16.8
1979	Jon Manning	27	305	89	699	25.9
1980	Kenneth Lyons	27	196	86	478	17.7
1981	Kenneth Lyons	27	195	108	587	21.7
1982	Kenneth Lyons	27	232	123	587	21.7
1983	Kenneth Lyons	30	282	164	728	24.3
1984	Javan Dupree	28	150	44	344	12.3
1985	Vincent Greene	28	167	69	403	14.4
1986	Keenan DeBose	14	83	30	196	14.0
1987	Tony Worrell	28	196	118	559	20.0
1988	Tony Worrell	30	205	144	605	20.2
1989	Deon Hunter	28	170	102	500	17.9
1990	Ronnie Morgan	21	133	111	330	15.7
1991	Donnell Hayden	28	224	115	627	22.4
1992	Jesse Ratliff	29	198	144	559	19.3
1993	Jesse Ratliff	26	207	127	601	23.1
1994	Jesse Ratliff	29	208	142	570	19.7
1995	Adam Smith	27	178	155	529	19.6
1996	Chris Smith	28	127	252	504	13.3
1997	Chad Elstun	26	115	287	401	12.9
1998	David Miller	26	114	291	392	12.3
1999	Deginald Erskin	26	121	257	471	12.3
2000	Chris Davis	27	203	536	587	21.7
2001	Chris Davis	28	178	442	504	18.0
2002	Chris Davis	29	217	453	653	22.5
2003	Chris Davis	26	157	367	494	19.0
2004	Leonard Hopkins	28	118	302	391	14.0
2005	Leonard Hopkins	28	156	409	508	18.1
2006	Kendrick Davis	28	159	390	469	16.8
2007	Calvin Watson	34	183	427	533	15.7
2008	Josh White	29	116	254	404	13.9
2009	Eric Tramiel	32	132	228	384	12.0
2010	Josh White	33	135	325	479	14.5
2011	Tristan Thompson	33	158	344	593	18.0
2012	Tony Mitchell	23	118	208	339	14.7
2013	Jordan Williams	23	153	368	453	14.2

↳ Rebounds

Year	Player	G	Reb.	Avg.
1957	Stanley Airington	23	160	6.9
1959	Jim Mudd	24	284	11.9
1960	Jim Mudd	24	276	11.4
1961	Ardie Dixon	24	240	10.0
1966	Willie Davis	16	194	12.1
1967	Willie Davis	25	216	8.6
1968	Hamp Hazelton	17	134	7.9
1969	Lee Winfield	25	169	6.76
1970	Al Shumate	26	262	10.1
1971	Al Shumate	25	260	10.4
1972	Eph McDaniel	26	251	9.7
1973	Stan Blackmon	25	230	9.2
1974	Stan Blackmon	26	295	11.3
1975	Ken Williams	26	168	6.5
1976	Melvin Davis	26	247	9.5
1977	Ken Williams	27	345	12.8
1978	Ken Williams	28	411	14.7
1979	Ken Robinson	26	207	8.0
1980	Kenneth Lyons	27	257	9.5
1981	Kenneth Lyons	27	238	8.8
1982	Kenneth Lyons	27	273	10.1
1983	John Horrocks	30	255	8.5
1984	Bill Nelson	27	180	6.7
1985	Paul Meyer	27	168	6.2
1986	Paul Meyer	28	175	6.3
1987	Keenan DeBose	27	211	7.5
1988	Ronnie Morgan	30	305	10.2
1989	Wendall Williams	29	238	8.2
1990	Ronnie Morgan	21	264	12.6
1991	Jesse Ratliff	30	183	6.1
1992	Thomas Gipson	29	245	8.4
1993	Jesse Ratliff	26	269	10.3
1994	Jesse Ratliff	29	234	8.1
1995	Adam Smith	27	217	8.0
1996	David Miller	28	246	8.8
1997	David Miller	26	190	7.3
1998	Charles Washington	26	227	8.7
1999	Charles Washington	26	212	8.2
2000	Brandon Gilbert	24	151	6.3
2001	Bryan Lucas	28	210	7.5
2002	Chris Davis	29	187	6.4
2003	Chris Davis	26	186	7.2
2004	Shawnson Johnson	23	128	8.4
2005	Isaac Hines	28	178	6.4
2006	Jeffrey Simpson	28	150	5.4
2007	Quincy Williams	34	240	7.1
2008	Quincy Williams	31	237	7.6
2009	Eric Tramiel	32	212	6.6
2010	George Odufuwa	33	353	10.7
2011	George Odufuwa	32	333	10.4
2012	Tony Mitchell	23	238	10.3
2013	Tony Mitchell	32	273	8.5

↳ Field Goal Percentage

Year	Player	FGM-A	Pct.
1954	Freddie Hopkins	139-287	.484
1955	Freddie Hopkins	178-348	.512
1956	Freddie Hopkins	160-294	.544
1957	Jackie Pierce	55-135	.407
1959	Bill McLaughlin	44-97	.454
1960	Tom Grissom	113-230	.491
1966	Willie Davis	101-206	.490
1967	Bill Cutter	126-240	.525
1968	Bob Taylor	41-82	.500
1969	Bob Baker	45-79	.570
1970	Al Shumate	156-295	.529
1971	Ben Sayles	130-261	.498
1972	Eph McDaniel	140-273	.513
1973	Bobby Iverson	162-315	.514
1974	Stan Blackmon	186-379	.491
1975	Terry Bailey	163-289	.564
1976	Terry Bailey	201-337	.596
1977	Melvin Davis	203-392	.518
1978	Charles McMillian	144-303	.475
1979	Ken Robinson	142-258	.550
1980	Chris Reynard	137-279	.491
1981	Kenneth Lyons	195-377	.517
1982	Kenneth Lyons	232-432	.537
1983	John Horrocks	131-212	.618
1984	Bill Nelson	122-254	.480
1985	Vincent Greene	167-356	.469
1986	Paul Meyer	105-212	.495
1987	Keenan DeBose	162-317	.511
1988	Ronnie Morgan	180-334	.539
1989	Wendall Williams	144-305	.472
1990	Ronnie Morgan	133-253	.526
1991	Lowell Myrie	76-121	.628
1992	Xavier Henton	67-126	.532
1993	Xavier Henton	100-183	.546
1994	Adam Smith	131-223	.587
1995	Adam Smith	178-320	.556
1996	Chris Smith	127-252	.504
1997	Sean Riley	100-178	.562
1998	Charles Washington	104-247	.421
1999	Deginald Erskin	121-257	.471
2000	Sam Funches	56-107	.523
2001	Will Smith	39-68	.574
2002	Will Smith	67-127	.528
2003	Will Smith	36-61	.590
2004	Will Smith	46-74	.622
2005	Justin Barnett	43-70	.614
2006	Jeffrey Simpson	123-225	.547
2007	Quincy Williams	136-236	.576
2008	Keith Wooden	100-177	.565
2009	Eric Tramiel	132-228	.579
2010	George Odufuwa	137-227	.604
2011	Kedrick Hogans	112-195	.574
2012	Tony Mitchell	118-208	.567
2013	Roger Franklin	143-295	.485



↳ Free Throw Percentage

Year	Player	FTM-A	Pct.
1954	James Palmer	19-27	.703
1955	Tom Hooper	111-155	.716
1956	Ken Hale	40-50	.800
1957	James King	56-75	.746
1959	Bill McLaughlin	13-16	.812
1960	Darrell Reitzel	72-94	.766
1966	Doug Reedy	45-57	.789
1967	Hamp Hazelton	53-67	.791
1968	Joe Stephens	23-29	.793
1969	Mort Fraley	22-25	.880
1970	Joe Hamilton	129-160	.806
1971	Jerry Merck	32-40	.800
1972	Mike Adams	26-31	.839
1973	Jeryl Sasser	20-24	.833
1974	Earl King	67-83	.807
1975	Earl King	81-116	.698
1976	Carl Jones	82-99	.828
1977	Fred Mitchell	69-92	.750
1978	Jon Manning	61-72	.847
1979	Al Williams	59-71	.831
1980	Al Williams	70-103	.680
1981	Delonte Taylor	86-113	.761
1982	Delonte Taylor	90-122	.738
1983	Kenneth Lyons	164-229	.716
1984	Todd Warren	27-37	.730
1985	Todd Warren	28-42	.667
1986	Glenroy Ferguson	68-90	.755
1987	Deon Alexander	42-57	.737
1988	Tim Duryea	35-44	.795
1989	Kevie Gully	70-97	.722
1990	Kevie Gully	46-59	.780
1991	Cedric Carson	77-93	.828
1992	Cedric Carson	41-56	.732
1992	Eric Jackson	30-41	.732
1993	Rusty Walker	21-24	.875
1994	George King	22-28	.786
1995	George King	28-32	.875
1996	Chad Elstun	28-35	.800
1997	Sean Riley	48-60	.800
1998	Travis Schofield	52-60	.867
1999	Brandon Gilbert	46-58	.793
2000	Kenneth Mangrum	20-26	.769
2001	Jeremy McFall	32-37	.865
2002	Leonard Hopkins	83-104	.798
2003	Lee Green	24-47	.889
2004	Leonard Hopkins	113-138	.819
2005	Leonard Hopkins	151-176	.858
2006	Isaac Hines	35-38	.921
2007	Kendrick Davis	47-59	.797
2008	Josh White	123-145	.848
2009	Josh White	96-106	.906
2010	Collin Mangrum	21-25	.840
2011	Dominique Johnson	78-91	.857
2012	Alzee Williams	78-99	.788
2013	Roger Franklin	83-110	.755

↳ Assists

Year	Player	Assists	Avg.
1974	Bobby Iverson	68	2.61
1975	Carl Jones	55	2.11
1976	Walter Johnson	142	5.46
1977	Walter Johnson	208	7.70
1978	Jon Manning	82	2.92
1979	Jon Manning	95	3.51
1980	Furmia Nealy	53	2.20
1981	Pat Hicks	154	5.70
1982	Pat Hicks	156	6.24
1983	Pat Hicks	171	5.70
1984	Lawrence Hudson	61	2.17
1985	Adrian Frazier	47	2.13
1986	Deon Alexander	107	4.11
1987	Deon Alexander	142	5.07
1988	Kevie Gully	90	3.00
1989	Ricky Robertson	107	3.68
1990	Kevie Gully	115	4.10
1991	Donnell Hayden	124	4.42
1992	Pat Nash	113	4.03
1993	Charles Kearney	104	4.00
1994	Tom Etchison	113	3.89
1995	Tom Etchison	113	4.18
1996	James Duncan	71	2.53
1997	T.J. Atkins	78	3.00
1998	T.J. Atkins	68	2.62
1999	Calvin Williams	137	5.30
2000	Calvin Williams	111	4.26
2001	Chris Davis	59	2.10
2002	Chris Davis	74	2.55
2003	Chris Davis	77	2.96
2004	Jerome Rogers	69	2.46
2005	Isaac Hines	104	3.71
2006	K. Davis/L. Brown/I. Hines	68	2.43
2007	Ben Bell	105	3.09
2008	Ben Bell	105	3.39
2009	Dominique Johnson	120	3.75
2010	Josh White	116	3.52
2011	Dominique Johnson	105	3.18
2012	Chris Jones	81	4.26
2013	P.J. Hardwick	81	2.53

↳ Blocked Shots

Year	Player	Blocks	Avg.
1982	Kenneth Lyons	17	0.63
1983	John Horrocks	23	0.03
1984	Bill Nelson	27	1.00
1985	Vincent Greene	15	0.54
1986	Vincent Greene	12	0.50
1987	Wendell Williams	12	0.46
1988	Wendell Williams	31	1.03
1989	Wendell Williams	38	1.31
1990	Ronnie Morgan	23	1.09
1991	Thomas Gipson	23	0.92
1992	Thomas Gipson	53	1.82
1993	Jesse Ratliff	14	0.54
1994	Adam Smith	21	0.72
1995	Adam Smith	18	0.67
1996	Chris Smith	23	0.82
1997	Sean Riley	27	1.03
1998	Chuck Thrash	33	1.38
1999	Deginald Erskin	22	0.85
2000	Deginald Erskin	17	0.65
2001	Jason Miller	40	1.42
2002	Will Smith	30	1.03
2003	Jermaine Green	24	0.88
2004	Shawson Johnson	69	3.00
2005	Jeffrey Simpson	51	1.82
2006	Jeffrey Simpson	68	2.43
2007	Quincy Williams	38	1.12
2008	Quincy Williams	30	0.97
2009	Kedrick Hogans	29	0.91
2010	George Odufuwa	30	0.91
2011	Kedrick Hogans	31	0.94
2012	Tony Mitchell	70	3.04
2013	Tony Mitchell	87	2.72



RECORDS

↳ season-by-season leaders

↳ Steals

Year	Player	Steals	Avg.
1982	John Horrocks	84	3.65
1983	Robert Lewis	38	1.26
1984	Robert Lewis	28	1.00
1985	Vincent Greene	35	1.25
1986	Paul Meyer	43	1.53
1987	Deon Alexander	56	2.00
1988	Tony Worrell	48	1.60
1989	Ricky Robertson	63	2.17
1990	Ronnie Morgan	32	1.52
1991	Donnell Hayden	86	3.07
1992	Pat Nash	63	2.25
1993	Jesse Ratliff	46	1.76
1994	Tom Etchison	27	0.93
1995	Tony Jones	33	1.22
1996	Mack Jones	36	1.33
1997	David Miller	36	1.38
1998	Charles Washington	56	2.15
1999	Calvin Williams	47	1.81
2000	Calvin Williams	51	1.96
2001	Chris Davis	35	1.25
2002	Jerome Rogers	36	1.24
2003	Jerome Rogers	33	1.17
2004	Jerome Rogers	29	1.03
2005	Isaac Hines	60	2.14
2006	Isaac Hines	52	1.86
2007	Ben Bell	41	1.21
2008	Ben Bell	34	1.09
2009	Dominique Johnson	35	1.09
2010	Tristan Thompson	25	0.76
2011	Dominique Johnson	28	0.85
2012	Chris Jones	45	2.37
2013	Chris Jones	34	2.13

↳ 3-Point FG Percentage

Year	Player	FGM-A	Pct.
1987	Tony Worrell	49-122	.402
1988	Robert Greene	23-56	.411
1989	Kevie Gulley	25-66	.379
1990	Ray Schufford	69-186	.371
1991	Cedric Carson	41-110	.373
1992	Dyalan Beamon	26-76	.342
1993	Eric Jackson	22-52	.423
1994	George King	64-144	.444
1995	Adam Smith	18-40	.450
1996	George King	68-150	.453
1997	Chad Elstun	80-193	.415
1998	Charles Washington	33-81	.407
1999	Dexter Tennell	29-85	.373
2000	Brandon Gilbert	20-45	.444
2001	Bryan Lucas	3-7	.429
2002	Jerome Rogers	56-129	.434
2003	Michael DeGrate	15-27	.556
2004	Calvin Watson	25-61	.410
2005	Calvin Watson	51-127	.402
2006	Rich Young	7-15	.467
2007	Calvin Watson	90-227	.396
2008	Josh White	49-107	.458
2009	Adam McCoy	53-123	.431
2010	Tristan Thompson	61-151	.404
2011	Tristan Thompson	66-158	.418
2012	Tony Mitchell	18-41	.439
2013	Roger Franklin	4-11	.364

↳ Minutes

Year	Player	Minutes	Avg.
1973	Bl Cox	918	36.7
1974	Bobby Iverson	889	34.1
1975	Carl Jones	828	31.8
1976	Fred Mitchell	826	31.7
1977	Walter Johnson	1,000	37.0
1978	Fred Mitchell	914	32.6
1979	Jon Manning	1,040	38.5
1980	Kenneth Lyons	836	30.9
1981	Delonte Taylor	865	32.0
1982	Kenneth Lyons	904	33.4
1983	Kenneth Lyons	1,047	34.9
1984	Bill Nelson	760	28.1
1985	Vincent Greene	825	29.4
1986	Glenroy Ferguson	690	24.6
1987	Tony Worrell	931	33.2
1988	Tony Worrell	1,032	34.4
1989	William Smith	866	29.8
1990	Kevie Gulley	810	28.9
1991	Donnell Hayden	867	28.9
1992	Jesse Ratliff	934	32.2
1993	Jesse Ratliff	951	36.6
1994	Jesse Ratliff	995	34.3
1995	Tom Etchison	920	34.1
1996	David Miller	879	31.4
1997	Chad Elstun	850	32.7
1998	Charles Washington	756	29.1
1999	Calvin Williams	921	35.4
2000	Chris Davis	986	36.5
2001	Chris Davis	965	34.5
2002	Chris Davis	957	33.0
2003	Chris Davis	905	34.8
2004	Jerome Rogers	857	30.6
2005	Leonard Hopkins	872	31.1
2006	Kendrick Davis	856	30.6
2007	Ben Bell	1,019	30.0
2008	Ben Bell	971	31.3
2009	Josh White	1,075	33.6
2010	Josh White	1,183	35.8
2011	Josh White	1,078	33.7
2012	Alzee Williams	1,018	31.8
2013	Tony Mitchell	1,037	32.4



↳ Single Game

Points

- 126 (vs. Arkansas Tech, 12/29/69)
- 125 (vs. Texas A&I, 12/1/75)
- 120 (vs. Ark.-Little Rock, 12/14/68)
- 118 (vs. Jackson St., 11/29/90)
118 (vs. Drake, 1/30/69)

Field Goals

- 54 (vs. Texas A&I, 12/1/75)
- 53 (vs. Roosevelt, 2/14/78)
- 49 (vs. Nevada, 2/25/99)
- 47 (vs. Wayland Baptist, 12/8/73)
47 (vs. Samford, 1/7/74)

Field Goal Attempts

- 117 (vs. Creighton, 2/26/77)
- 106 (vs. Texas A&I, 12/1/75)
- 102 (vs. West Texas St., 1/14/80)
- 96 (vs. Northwestern St., 2/8/93)
96 (vs. Iowa, 11/16/97)
96 (vs. Alabama, 11/18/97)

Field Goal Percentage

- .750 (vs. FIU, 2/9/13)
- .674 (vs. Sam Houston St., 1/28/95)
- .659 (vs. Stephen F. Austin, 12/06/06)
- .652 (vs. Md.-Balt. County, 11/26/95)
- .638 (vs. Florida Atlantic, 2/4/10)
- .635 (vs. Nicholls St., 2/3/94)
- .633 (vs. Southern, 12/17/07)
- .623 (vs. Denver, 12/30/06)
- .620 (vs. Northeast La., 2/22/96)
- .614 (vs. Texas-Pan American, 2/14/05)

3-Point Field Goals

- 19 (vs. Mary Hardin-Baylor, 11/25/96)
- 16 (vs. UC Irvine, 1/8/98)
16 (vs. Nevada, 2/26/98)
- 15 (vs. Troy, 1/26/06)
- 14 (vs. UAB, 12/4/97)
14 (vs. Hartford, 12/08/07)
- 13 (vs. Troy, 1/03/08)
13 (vs. Troy, 2/23/06)
13 (vs. Charlotte, 1/12/06)
13 (vs. New Orleans, 2/26/04)
13 (vs. Texas A&M, 11/29/99)
13 (vs. Arkansas, 12/30/98)
13 (vs. Northwestern St., 2/8/93)
13 (vs. Nevada, 12/21/92)

3-Point Field Goal Attempts

- 45 (vs. Maryland, 12/23/98)
- 44 (vs. UT-Arlington, 1/9/93)
- 38 (vs. Iowa, 11/16/97)
38 (vs. UAB, 12/4/97)
38 (vs. New Mexico St., 1/22/98)

3-Point Field Goal Percentage

- .818 (vs. Texas State, 11/27/10)
- .722 (vs. Nicholls St., 2/3/94)
- .714 (vs. Denver, 1/29/11)
- .692 (vs. UC Santa Barbara, 1/9/97)
- .688 (vs. Northwestern St., 1/22/94)
- .667 (vs. Arkansas State, 3/05/08)
- .643 (vs. Western Kentucky, 2/12/05)
.643 (vs. Arkansas State, 2/23/08)
- .632 (vs. Alabama, 12/2/95)

Free Throws

- 44 (vs. UT Arlington, 11/18/09)
44 (vs. A&M-Corpus Christi, 12/2/00)
- 43 (vs. Austin College)
- 37 (vs. Hardin-Simmons, 1/31/57)
37 (vs. McMurray, 12/6/58)
- 36 (vs. Henderson State, 11/12/10)
- 35 (vs. Sam Houston St., 12/6/75)
35 (vs. Oklahoma St., 11/17/08)

Free Throw Attempts

- 60 (vs. Trinity, 1/29/55)
- 57 (vs. UT Arlington, 11/18/09)
- 55 (vs. A&M-Corpus Christi, 12/2/00)
- 51 (vs. Southern Mississippi, 1953-53)
- 50 (vs. Oklahoma St., 11/17/09)

Free Throw Percentage

- 1.000 (vs. Nicholls St., 1/14/93)
- .947 (vs. La Sierra, 12/2/11)
- .938 (vs. St. Louis, 12/5/12)
- .933 (vs. LSU, 12/22/10)
- .920 (vs. Va. Commonwealth, 12/6/75)
- .909 (vs. New Mexico St., 2/20/99)
.909 (vs. South Alabama, 2/26/05)

Rebounds

- 80 (vs. Texas A&I, 12/1/75)
- 73 (vs. Northwestern St., 1/30/92)
- 71 (vs. Wayland Baptist, 12/8/73)
71 (vs. Roosevelt, 2/14/78)
71 (vs. Texas A&M-Intl., 12/28/07)
- 70 (vs. Alabama, 11/18/97)

Assists

- 30 (vs. Northwest La., 2/25/89)
- 28 (vs. South Alabama, 12/17/91)
- 27 (vs. Sam Houston St., 2/18/93)
- 26 (vs. Mary Hardin-Baylor, 11/25/96)
- 24 (vs. Sam Houston St., 2/7/94)
24 (vs. Northwestern St., 2/17/94)
24 (vs. Houston Baptist, 2/15/10)

Blocked Shots

- 11 (vs. Denver, 2/15/07)
11 (vs. New Orleans, 2/08/07)
11 (vs. Middle Tennessee, 2/09/06)
11 (vs. Nicholls State, 12/10/05)
- 10 (vs. New Mexico St., 1/24/01)
10 (vs. ULM, 2/14/13)
- 10 games with 9
(last vs. Cameron, 11/16/12)

Steals

- 20 (vs. UT-Permian Basin, 12/28/05)
19 (vs. US Santa Barbara, 2/19/98)
19 (vs. Nevada, 2/25/99)
19 (vs. Angelo State, 11/19/04)
- 18 (vs. Mary Hardin-Baylor, 11/25/96)
- 17 (vs. Georgia Tech, 12/31/97)
17 (vs. UC Irvine, 1/8/98)
17 (vs. Hardin-Simmons, 12/6/03)

↳ Season

Wins

- 24 (2009-10)
- 23 (2006-07)
- 22 (2010-11)
22 (1977-78)
22 (1975-76)
- 21 (1976-77)
- 20 (1925-26)
20 (2007-08)
20 (2008-09)

Winning Pct.

- .928 (13-1; 1922-23)
- .916 (11-1; 1921-22)
- .846 (22-4; 1975-76)
- .800 (20-5; 1925-26)
- .785 (22-6; 1977-78)

Points

- 2,628 (1990-91)
- 2,617 (2006-07)
- 2,540 (1989-90)
- 2,516 (2010-11)
- 2,497 (1975-76)

Scoring Avg.

- 96.0 (1975-76)
- 87.6 (1990-91)
- 87.5 (1976-77)
- 87.0 (1992-93)
- 84.7 (1989-90)

Field Goals

- 1,031 (1975-76)
- 1,017 (1976-77)
- 965 (1989-90)
- 950 (1990-91)
- 927 (1981-82)

Field Goal Attempts

- 2,133 (1976-77)
- 2,119 (1975-76)
- 2,075 (1990-91)
- 2,030 (2006-07)
- 2,019 (1977-78)

Field Goal Pct.

- .530 (1984-85)
- .506 (1985-86)
- .505 (1989-90)
- .496 (1983-84)
- .495 (1974-75)

3-Pt. Field Goals

- 250 (1997-98)
- 226 (2006-07)
- 212 (2008-09)
- 205 (2005-06)
- 204 (2007-08)

3-Pt. Field Goal Attempts

- 789 (1997-98)
- 617 (1998-99)
- 610 (2006-07)
- 592 (2008-09)
- 568 (1999-00)



RECORDS

↳ team records

3-Pt. Field Goal Pct.

1. .398 (2007-08)
2. .395 (1992-93)
3. .394 (1989-90)
4. .391 (1988-89)
5. .389 (1986-87)

Free Throws

1. 675 (2010-11)
2. 666 (1953-54)
3. 662 (2009-10)
4. 648 (2008-09)
5. 562 (1954-55)

Free Throw Att.

1. 1,035 (1953-54)
2. 921 (2009-10)
3. 918 (1956-57)
4. 900 (2010-11)
5. 885 (2008-09)

Free Throw Pct.

1. .750 (2010-11)
2. .740 (1971-72)
3. .737 (1963-64)
4. .732 (2008-09)
5. .731 (1975-76)

Rebounds

1. 1,407 (1959-60)
2. 1,356 (2006-07)
3. 1,349 (1969-70)
4. 1,334 (1975-76)
5. 1,330 (1976-77)

Rebounding Avg.

1. 54.1 (1959-60)
2. 51.8 (1969-70)
3. 51.3 (1975-76)
4. 49.3 (1976-77)
5. 47.8 (1973-74)

Assists

1. 531 (1989-90)
2. 467 (1988-89)
3. 463 (1987-88)
4. 459 (1985-86)
5. 455 (1990-91)

Blocked Shots

1. 153 (2012-13)
2. 151 (2006-07)
3. 140 (2005-06)
4. 130 (2011-12)
5. 136 (2003-04)
6. 117 (2004-05)

Steals

1. 303 (1997-98)
2. 275 (1989-90)
3. 265 (2005-06)
4. 260 (1984-85)
5. 254 (1987-88)

↳ Miscellaneous Statistics

Most Points in a Game: 126 vs. Arkansas Tech (12/29/69)

Most Points on Home Floor: 126 vs. Arkansas Tech (12/29/69)

Most Points on Opponent Floor: 112 vs. Loyola Marymount (at Reno, NV, 12/22/81)

Most Combined Points in a Game: 241 (Oklahoma 147, NT 94, 12-27-90)

Most Points in a Season: 2,642 (1990-91)

Most Points by Opponents in a Season: 2,628 (1990-91)

Most Three Pointers in a Season: 250 (1997-98)

Most Three-Point Attempts in a Season: 789 (1997-98)

Best Three-Point Percentage (Season): .398 (2007-08)

Most Consecutive Wins at the Start of a Season: 8 (1921-22)

Most Consecutive Wins: 14 (1977-78)

Most Consecutive Losses: 19 (1965-66)

Most Consecutive Home Wins: 20 (Feb. 22, 1975 - Jan. 27, 1977)

Most Consecutive Wins Away From Home: 7 (2009-10)

Most Consecutive Home Losses: 8 (1965-66)

Most Consecutive Road Losses: 15 (1984-85)

Largest Home Crowd: 10,600 (vs. SMU, 1/22/77)

Most 100-Point Games in a Season: 9 (1975-76)

Last Single OT Game: 2/21/13 (NT 66 vs Florida Atlantic 57)

Last 2 OT Game: 2/11/12 (NT 81 at Florida Atlantic 86)

Last 3 OT Game: 1/10/09 (NT 86, Arkansas State 83)

Last 4 OT Game: 12/17/88 (Baylor 96, NT 95)

Biggest Victory Margin: 60 (NT 109, Hardin-Simmons 49, 12/6/03)

Biggest Victory Margin vs. Division I Opp: 41 (NT 98, Troy 57, 2/1/07)

Biggest Defeat Margin: 75 (Maryland 132, NT 57, 12/23/98)

RECORDS

↳ year-by-year statistics



Season	G	FGM-A	Pct.	3FG-A	Pct.	FTM-A	Pct.	Pts.	Avg.	Reb.	Avg.	Ast.	TO	Blk	Stl
1948-49	21	405 ---	---	---	---	346-523	.661	1156	55.0	---	---	---	---	---	---
1949-50	26	489 ---	---	---	---	346-543	.637	1324	50.9	---	---	---	---	---	---
1950-51	26	483 ---	---	---	---	423-682	.623	1396	54.0	---	---	---	---	---	---
1951-52	23	545 ---	---	---	---	362-640	.564	1452	63.1	---	---	---	---	---	---
1952-53	23	559 ---	---	---	---	502-884	.568	1620	70.4	---	---	---	---	---	---
1953-54	28	703-1877	.374	---	---	666-1035	.643	2072	74.0	---	---	---	---	---	---
1954-55	24	593-1521	.389	---	---	562-884	.635	1748	72.8	---	---	---	---	---	---
1955-56	22	554-1270	.435	---	---	490-760	.645	1598	72.6	---	---	---	---	---	---
1956-57	23	596-1457	.409	---	---	621-918	.676	1813	78.6	---	---	---	---	---	---
1958-59	24	692-1569	.442	---	---	467-717	.652	1851	77.0	1127	47.1	---	---	---	---
1959-60	26	853-1882	.453	---	---	472-718	.658	2178	83.7	1407	54.1	---	---	---	---
1962-63	24	620-1403	.442	---	---	382-545	.701	1622	67.6	949	39.5	---	---	---	---
1963-64	24	649-1528	.425	---	---	404-548	.737	1702	70.9	971	40.5	---	---	---	---
1965-66	25	813-1679	.484	---	---	439-626	.701	2065	82.6	1111	44.4	---	---	---	---
1966-67	25	677-1474	.459	---	---	427-633	.675	1781	71.2	1040	41.6	---	---	---	---
1967-68	26	743-1641	.453	---	---	355-551	.644	1841	70.8	1128	43.4	---	---	---	---
1968-69	25	770-1696	.459	---	---	516-718	.719	2056	82.2	1148	45.9	---	---	---	---
1969-70	26	833-1932	.431	---	---	416-623	.668	2082	80.1	1349	51.8	---	---	---	---
1970-71	25	756-1728	.437	---	---	394-563	.700	1906	76.2	1068	42.7	---	---	---	---
1971-72	26	732-1590	.460	---	---	504-681	.740	1968	75.7	1108	41.7	---	---	---	---
1972-73	25	782-1676	.467	---	---	315-457	.689	1879	75.2	1017	40.7	---	---	---	---
1973-74	26	873-1968	.444	---	---	406-583	.696	2152	82.8	1244	47.8	351	---	---	---
1974-75	26	886-1790	.495	---	---	370-543	.681	2142	82.4	1228	47.2	382	---	---	---
1975-76	26	1031-2119	.487	---	---	435-595	.731	2497	96.0	1334	51.3	357	---	---	---
1976-77	27	1017-2133	.477	---	---	328-498	.659	2362	87.5	1330	49.3	425	---	---	---
1977-78	28	922-2019	.457	---	---	347-510	.680	2191	78.3	1158	41.4	370	---	---	---
1978-79	27	922-1967	.469	---	---	452-637	.710	2238	82.9	1172	43.4	321	---	---	---
1979-80	27	823-1789	.460	---	---	523-753	.695	2169	80.3	1174	43.5	277	---	---	---
1980-81	27	849-1763	.482	---	---	460-694	.665	2158	79.9	1139	42.2	383	---	---	---
1981-82	27	927-1947	.476	---	---	465-673	.691	2199	81.4	1031	38.2	399	406	74	150
1982-83	30	912-1967	.464	---	---	453-684	.662	2286	76.3	1128	37.6	420	412	43	212
1983-84	28	806-1626	.496	---	---	472-688	.686	2084	74.4	983	35.1	386	429	59	252
1984-85	28	836-1577	.530	---	---	472-729	.647	2144	76.6	943	33.7	451	407	63	260
1985-86	28	776-1534	.506	---	---	413-626	.660	1965	70.2	916	32.7	459	439	69	199
1986-87	28	812-1694	.479	82-211	.389	493-711	.693	2199	78.5	1090	38.9	433	444	62	167
1987-88	30	824-1791	.460	103-295	.349	468-721	.649	2219	73.9	1161	38.7	463	451	79	254
1988-89	29	881-1833	.481	124-317	.391	478-726	.658	2364	81.5	1268	43.7	467	482	70	177
1989-90	30	965-1912	.505	135-343	.394	475-729	.652	2540	84.7	1225	40.8	531	455	59	275
1990-91	30	950-2075	.458	178-481	.370	550-803	.685	2628	87.6	1313	43.8	455	570	74	235
1991-92	29	803-1840	.436	143-415	.345	553-812	.681	2302	79.4	1293	44.6	382	531	75	187
1992-93	26	820-1689	.485	185-468	.395	436-664	.657	2261	87.0	1146	44.1	407	442	75	199
1993-94	29	799-1781	.449	167-520	.321	325-486	.669	2090	72.1	1048	36.1	354	360	53	173
1994-95	27	723-1664	.434	200-546	.366	293-442	.663	1939	71.8	923	34.2	354	318	69	206
1995-96	28	666-1547	.431	140-432	.324	390-566	.689	1862	66.5	991	35.4	315	415	70	214
1996-97	26	645-1472	.438	167-470	.355	283-425	.666	1740	66.9	893	34.3	349	436	49	188
1997-98	26	699-1917	.365	250-789	.317	344-491	.701	1992	76.6	981	37.7	295	440	58	303
1998-99	26	687-1770	.388	175-617	.284	311-473	.658	1860	71.5	958	36.8	303	429	65	217
1999-00	27	754-1810	.417	176-568	.310	356-535	.665	2040	75.6	1034	38.3	394	451	93	212
2000-01	28	708-1611	.439	107-390	.274	492-731	.673	2015	72.0	990	35.4	342	552	89	200
2001-02	29	771-1722	.448	179-523	.342	553-781	.708	2274	78.4	1063	36.7	352	448	99	218
2002-03	28	692-1629	.425	157-479	.328	424-604	.702	1965	70.2	1038	37.1	359	488	113	179
2003-04	28	720-1658	.434	175-522	.335	414-647	.640	2029	72.5	1135	40.5	325	465	136	180
2004-05	28	730-1706	.428	164-496	.331	448-638	.702	2072	74.0	1089	38.9	329	448	117	220
2005-06	28	764-1754	.436	205-557	.368	411-621	.662	2144	76.6	1085	38.8	353	448	140	265
2006-07	34	926-2030	.456	226-610	.370	539-821	.657	2617	77.0	1356	39.9	430	537	151	224
2007-08	31	827-1796	.460	204-513	.398	527-733	.719	2385	76.9	1197	38.6	336	10.8	95	170
2008-09	32	806-1850	.436	212-592	.358	648-885	.732	2472	77.2	1195	37.3	391	413	89	166
2009-10	33	798-1748	.457	179-538	.333	662-921	.719	2437	73.8	1220	37.0	394	485	94	144
2010-11	33	831-1736	.479	179-475	.377	675-900	.750	2516	76.2	1165	35.3	407	439	77	139
2011-12	32	818-1882	.434	159-495	.321	455-639	.712	2250	70.3	1249	39.0	385	464	130	200
2012-13	32	740-1793	.413	113-397	.285	524-740	.708	2117	66.2	1187	37.1	325	444	153	197



RECORDS

↳ overtime games/the last time

↳ Record In Overtime Games

Overall: 33-33
Home: 14-17
Road: 16-14
Neutral: 3-2
The Super Pit: 14-13

↳ Overtime Games

Date	Opponent	Result	Score
Quadruple Overtime Games (1)			
12/17/88	@ Baylor	L	95-96
Triple Overtime Games (2)			
3/1/80	Southeast Louisiana	L	84-90
1/10/09	Arkansas State	W	86-83
Double Overtime Games (8)			
1/7/67	@ Cincinnati	L	71-74
1/12/80	@ UT-Arlington	L	97-99
2/6/97	@ UC Irvine	W	75-74
1/5/03	@ Florida Int'l	W	94-91
3/7/04	vs. New Orleans	L	89-91
12/16/06	@ New Orleans	L	93-97
11/18/09	@ UT Arlington	W	101-99
2/11/12	@ Florida Atlantic	L	81-86
Single Overtime Games (55)			
12/3/51	@ Texas A&M	W	46-43
1/12/59	Cincinnati	L	56-64
2/21/59	Drake	L	70-77
12/28/59	vs. Southern Miss.	L	83-89
1/25/60	@ Hardin-Simmons	L	96-98
1/26/60	@ McMurry	W	95-88
12/11/61	@ Lamar	L	70-78
12/15/62	@ Loyola (La.)	L	66-77
2/25/67	Bradley	L	78-79
2/10/68	Bradley	L	87-95
3/5/68	@ Memphis St.	W	63-62
2/18/69	@ St. Louis	L	93-94
1/18/78	Lamar	W	102-97
2/6/78	Centenary	W	101-96
1/14/80	West Texas St.	W	98-97
1/17/80	Texas	W	79-77
11/30/82	Texas Southern	L	89-81
12/14/82	Texas Wesleyan	L	69-72
2/10/83	UT-Arlington	W	105-98
3/8/83	vs. McNeese St.	W	66-60
1/5/87	@ Arkansas	L	96-99
12/3/88	vs. Army	W	82-79
12/28/88	@ San Diego	W	81-77
1/21/89	@ Northeast La.	W	92-82
2/20/89	Oral Roberts	L	116-117
12/8/92	Baylor	L	86-88
1/21/93	Stephen F. Austin	L	95-97
2/25/93	UT-San Antonio	W	94-89
2/26/94	Southwest Texas St.	L	83-86
1/22/96	@ UT-San Antonio	W	62-59
1/25/96	Northwestern St.	W	68-62
12/22/96	Rice	W	64-62
2/8/97	@ Cal St. Fullerton	W	81-75
2/27/97	Nevada	L	79-80
2/5/00	@ Nevada	W	89-86
12/30/00	Florida International	W	70-68
1/10/02	Florida International	L	78-79
1/16/03	Arkansas-Little Rock	L	80-88
12/17/03	@ Texas-Pan American	W	87-81
1/29/04	New Orleans	L	76-77
1/11/07	Louisiana-Lafayette	W	73-72
1/28/07	@ South Alabama	L	89-90
3/4/07	Louisiana-Monroe	W	77-71
1/03/08	@ Troy	L	88-91
12/31/08	Middle Tennessee	L	80-89
1/8/09	@ UALR	L	77-78
12/20/09	FIU	L	70-80
1/28/10	@ Western Kentucky	W	84-83
11/16/10	Texas Tech	W	92-83
1/5/12	@ South Alabama	W	78-73
1/21/12	Denver	W	75-74
2/23/12	@ UALR	W	75-67
1/19/13	@ Florida Atlantic	W	61-59
2/2/13	@ Arkansas State	L	75-66
2/21/13	Florida Atlantic	W	66-57

THE LAST TIME A MEAN GREEN PLAYER ...

Had 30 or more points

31 - Jordan Williams vs. Louisiana-Lafayette, 1/31/13

Had 15 or more rebounds

15 - Tony Mitchell vs. Troy, 1/3/13

Had 10 or more assists

10 - Chris Jones vs. Troy, 12/31/11

Had 5 or more blocks

5 - Tony Mitchell vs. ULM, 2/14/13

Had 5 or more steals

5 - P.J. Hardwick vs. South Alabama, 2/23/13

Made 90% or more FGA (min 5 att)

1.000 - George Odufuwa vs. UALR (7-7), 2/20/10

Made 80% or more FGA (min 5 att)

.818 - Jordan Williams vs. Troy (9-11), 2/16/13

Made 100% FTA (min 5 att)

1.000 - Tony Mitchell vs. Florida Atlantic (6-6), 2/21/13

Made 90% or more FTA (min 5 att)

.900 - Alzee Williams vs. UALR (9-10), 2/23/12

Made 8 or more 3PT's

8 - Joe Ervin vs. Arkansas, 12/30/98

Had a double-double (pts/rbs)

Tony Mitchell (10 pts / 13 reb) vs. Arkansas State, 2/28/13

Had consecutive double-doubles (pts/rbs)

2 - Tony Mitchell vs. ASU (10 pts, 13 reb), USA (11 pts, 11 reb) - 2012-13

Had a double-double (pts/asst)

Chris Jones vs. Troy (21 pts /10 asst), 12/31/11

Had a triple-double (pts/rbs/asst)

Jesse Ratliff vs. Sam Houston St. (20pts/16reb/10asst), 2/18/93

Had a perfect shooting night (min 5 fg & ft att)

Tristan Thompson vs. Sam Houston St. (6-6 fg/2-2 ffg/6-6 ft), 12/3/08

THE LAST TIME A MEAN GREEN TEAM ...

Scored 100 or more points

107 - vs. Houston Baptist, 2/15/10

Allowed 100 or more points

105 - vs. Louisiana-Lafayette, 1/31/13

Scored 50 or fewer points

45 - vs. Southeastern Louisiana, 12/16/12

Held an opponent under 50 points

47 - vs. New Orleans, 12/27/11

Won an overtime game

66-57 (OT) - vs. Florida Atlantic, 2/21/13

Had 50 or more rebounds

50 - vs. Cameron, 11/16/12

Had 20 or more assists

22 - vs. Western Kentucky, 1/12/12

Had 10 or more steals

15 - vs. UT Arlington, 11/28/12

Had 5 or more blocks

6 - vs. Arkansas State, 2/28/13

Five or more players in double-figures

7 - vs. FIU, 2/9/13

Made 60% or higher FGs

.750 - vs. FIU (24-32), 2/9/13

Made 50% or higher 3pt FGs

.533 - vs. Troy (8-15), 2/16/13

Made 90% or higher FTs

.938 - vs. St. Louis (15-of-16), 12/6/12



↳ All-Conference Selections

Texas Intercollegiate A. A.

- 1929-30 J.B. Brock, First Team
Ray Perryman, First Team
1930-31 Ray Perryman, First Team

Lone Star Conference

- 1933-34 Albert Zeretzke, First Team
Alvin Dobbins, Second Team
John Smyer, Honorable Mention
1936-37 Doyle Preston, First Team
1947-48 George Daniels, Second Team
Bill Chandler, Second Team

Gulf Coast Conference

- 1949-50 Bill Rutherford, First Team
1950-51 Pat Kelley, First Team
1952-53 Pat Kelley, First Team

Missouri Valley Conference

- 1957-58 Kenneth Hinkle, Second Team
1958-59 Jim Mudd, Second Team
1959-60 Jim Mudd, Second Team
1961-62 John Savage, First Team
1962-63 John Savage, First Team
1963-64 Garland Bailey First Team
John Savage, First Team
1964-65 Willie Davis, First Team
1965-66 Rubin Russell, First Team
1966-67 Rubin Russell, First Team
1968-69 Joe Hamilton, First Team
1969-70 Joe Hamilton, First Team
Crest Whitaker, Second Team
1970-71 Al Shumate, First Team
1972-73 Bobby Iverson, Second Team
John Moody, Second Team
Bobby Iverson, First Team
1973-74 Stan Blackmon, First Team

Southland Conference

- 1982-83 Kenneth Lyons, First Team
1985-86 Kennan DeBose, Second Team
1986-87 Tony Worrell, First Team
Keenan DeBose, Second Team
1987-88 Ronnie Morgan, First Team
Tony Worrell, First Team
1988-89 Deon Hunter, First Team
Wendell Williams, Second Team
1989-90 Ronnie Morgan, Second Team
1990-91 Donnell Hayden, First Team
1991-92 Jesse Ratliff, First Team
1992-93 Jessie Ratliff, First Team
1993-94 Jesse Ratliff, First Team
1994-95 Adam Smith, First Team
1995-96 David Miller, Second Team

Big West Conference

- 1999-00 Deginald Erskin, Second Team
Chris Davis, Honorable Mention

Sun Belt Conference

- 2001-02 Chris Davis, First Team
2002-03 Chris Davis, First Team
2003-04 Leonard Hopkins, Second Team
Shawson Johnson, Third Team
2004-05 Leonard Hopkins, Second Team
2005-06 Kendrick Davis, Second Team
2006-07 Calvin Watson, Third Team
2007-08 Collin Dennis, Second Team
Josh White, Second Team
2008-09 Eric Tramiel, Third Team

- 2009-10 George Odufuwa, Second Team
Eric Tramiel, Third Team
Josh White, Third Team
Tristan Thompson, Third Team
2010-11 Tristan Thompson, First Team
2011-12 Tony Mitchell, First Team
2012-13 Tony Mitchell, Second Team

↳ Conference Award Winners

Player of the Year

- 1987-88 Tony Worrell, Southland
1988-89 Deon Hunter, Southland

Newcomer of the Year

- 1990-91 Donnell Hayden, Southland
2005-06 Kendrick Davis, Sun Belt
2007-08 Collin Dennis, Sun Belt

Freshman of the Year

- 1985-86 Keenan DeBose, Southland
1987-88 Ronnie Morgan, Southland
1990-91 Jesse Ratliff, Southland
1994-95 David Miller, Southland
1999-00 Chris Davis, Big West
2007-08 Josh White, Sun Belt
2011-12 Tony Mitchell, Sun Belt

All-Freshman Team

- 1998-99 Deginald Erskin, Dexter Tennell
1999-00 Chris Davis, Jason Miller

Coach of the Year

- 1987-88 Jimmy Gales, Southland
1988-89 Jimmy Gales, Southland

↳ AP All-Americans

- 1942-43 Bill Menefee, NAIA All-America
1963-64 John Savage, Honorable Mention
1966-67 Rubin Russell, Honorable Mention
1981-82 Kenneth Lyons, Honorable Mention
1982-83 Kenneth Lyons, Honorable Mention

↳ Other All-America Honors

- 2007-08 Josh White, CollegeInsider.com Freshman Mid-Major All-America, CollegeHoops.net Second Team Mid-Major All-Freshman

- 2012-13 Tony Mitchell, Preseason All-America by CBS Sports (Second Team), Athlon (Second Team), Blue Ribbon Report (Third Team)

↳ Sports Illustrated Honors

Jesse Ratliff was recognized as Sports Illustrated magazine's Player of the Week for his two-game performance during the week of Jan. 25, 1992. A sophomore, Ratliff scored 23 points and grabbed nine rebounds in a 72-59 victory over McNeese State and two nights later poured in 40 points and pulled down 22 rebounds in a 90-72 win over Nicholls State. His 22 rebounds went on to stand as a career high for Ratliff, who played for North Texas from 1990-91 to 1993-94.

↳ NCAA Statistical Champion

In 1977-78, North Texas' Ken Williams led the country in rebounding with a 14.7 rebounds-per-game average. He grabbed a school-record 411 rebounds that season to become the only North Texas player to ever lead the NCAA in a statistical category.

↳ Conference Tournaments

Southland Conference

- | | |
|------|------------|
| 1996 | 2nd place |
| 1995 | 1st round |
| 1994 | 2nd place |
| 1993 | DNP |
| 1992 | Semifinals |
| 1991 | DNP |
| 1990 | 2nd place |
| 1989 | 2nd place |
| 1988 | Champion |
| 1987 | 1st round |
| 1986 | 1st round |
| 1985 | 1st round |
| 1984 | 1st round |
| 1983 | 2nd place |
| 1982 | DNP |
| 1981 | DNP |

Sun Belt Conference

- | | |
|------|------------|
| 2001 | 1st round |
| 2002 | 2nd round |
| 2003 | 1st round |
| 2004 | 1st round |
| 2005 | 1st round |
| 2006 | 1st round |
| 2007 | Champion |
| 2008 | 2nd round |
| 2009 | Semifinals |
| 2010 | Champion |
| 2011 | Finals |
| 2012 | Finals |
| 2013 | 1st round |

↳ All-Tournament Team

Southland Conference Tournament

- 1995-96 David Miller, Sean Riley
1993-94 Jesse Ratliff, Adam Smith
1988-89 Wendell Williams, Ricky Robertson
1987-88 Tony Worrell, Ronnie Morgan
1982-83 Kenneth Lyons

Southland Conference Tournament MVP

- 1988 Tony Worrell
1983 Kenneth Lyons

Sun Belt Conference Tournament

- 2007 Ben Bell, Calvin Watson
2009 Josh White
2010 George Odufuwa, Eric Tramiel
2011 George Odufuwa, Josh White, Tristan Thompson
2012 Tony Mitchell, Jacob Holmen

Sun Belt Conference Tournament MVP

- 2007 Calvin Watson
2010 Eric Tramiel



RECORDS

↳ letterwinners

↳ A

Joe Abbey '48
Dale Abshire '66
Kelley Adair '17
Raymond Adams '39, '40, '41
Mike Adams '71, '72
Neil Adams '68, '69, '70
David Adkisson '77
Jackie Airington '56, '57
Stanley Airington '57, '58
Deon Alexander '86, '87
Wes Allen, '99, '01
William Allison '51
Speck Andrews '19
T.J. Atkins '97
Adrian Awasom '02, '03
Calvin Axtell '50, '52, '53, '54

↳ B

Garland Bailey '63, '64
Terry Bailey '75, '76
Emmett Baker '59, '60
Robert Baker '69
Kendall Banks '52, '53, '54
Larry Banks '85, '86
Justin Barnett '03, '04, '05, '06
Hubert Barr '24, '25
Robert Barse '51
Dyalan Beamon '91, '92, '93
Elmer Beard '52, '53, '54
Fine Bedford '20
George Beggs '43
Rodney Belcher '84, '85
Ben Bell '07, '08
Sam Bell '47, '48, '49
Raymond Berry '27, '28
J. W. Black '35
Stan Blackmon '73, '74
Andy Blount '02
Thomas Bonner '17
Larry Bonzoumet '69
Nimrod Borchardt '31
Kenneth Boren '58, '60
Andre Boutte '84, '85, '86
Lance Boxwell '03
Charles Brecht '45
Clarence Bridges '37
J. B. Brock '27, '28, '29, '30
Donovan Brown '93
Jay Brown '93, '94, '95
John Lee Brown '45, '46, '47
Lionel Brown '06
Glenn Buntin '74
Johnny Burks '66
David Burns '63, '64, '65
Rod Byrd '59, '60

↳ C

Pat Cain '50, '51, '52
Zackery Cain '35, '36
Wayne Calloway '26
Ted Carley '43, '46
Billy Carmack '85, '86, '87
Bobby Carl '93
Dewey Carr '38, '39, '40
Cedric Carson '91, '92
Bill Chandler '45, '47, '48, '49
Chris Chavers '90
Rusty Chiles '02, '03
Andrien Choplick '86, '88, '89
Ed Clark '37
Devon Coleman '92
Johnny Coleman '71, '72

Keith Coleman '13
Norman Colglazier '62, '63
A. V. Collins '48
Ross Collins '41, '42, '43
Michael Colter, '99
Larry Conces '51, '52, '53
Lloyd Cook '42
Manley Cooper '43
Zaveon Cooper '97
Charles Cox '34, '35
Bill Cox '72, '73
Jack Cox '39, '40, '41
Woodrow Counts '39, '40, '41
Herman Cowley '26, '28, '29, '30,
Kyle Crawford '00
Larry Cruise '61, '62
W. C. Cummings '27, '29
Don Cummins '58, '59, '60
Bill Cutter '67, '68, '69

↳ D

George Daniels '48, '49
Ira Daniels '66
Chris Davis '00, '01, '02, '03
Dean Davis '55, '56
H.F. Davis '18
Kendrick Davis '06, '07
Melvin Davis '75, '76, '77, '78
Pooh Davis '97
Willie Davis '65, '66, '67, '68
Don Deardorff '47, '48, '49, '50
Grady Deaton '18, '19, '20
Keenan DeBose '86, '87
Michael DeGrate '03, '04
Collin Dennis '08, '09
Gavin Diepraam '91
E. C. Dittrich '34, '36
Ardie Dixon '61, '62
Alvin Dobbins '32, '33, '34
Eric Dortch '95
Howard Douglas '30, '31, '32, '33
O. P. Douglas '19, '20
Dwight Dow '62
James Duncan '96, '97
Javan Dupree '81, '82, '83, '84
Tim Duryea '87, '88

↳ E

Kenneth Eason '42, '43
David Ebershoff '62, '63
Alonzo Edwards '11, '12
Dave Edwards '22, '23
Harold Edwards '06, '07
Tom Edwards '49, '50, '51, '52
Jamie Egenti '10, '11
Paul Elkjer '84, '85, '86, '87
Chad Elstun '96, '97
Deginald Erskin, '99, '00
Joe Ervin, '99
Tom Etchison '94, '95
Bill Ethridge '72
Otis Evans '94

↳ F

Chuck Fath '64, '65
Randy Felhaber '73
Glenroy Ferguson '86, '87
Art Fiste '61
Bill Forbes '45
Bud Forman '61, '62
Daryel Forney '75
Mort Fraley '69
John Franklin '04

Roger Franklin '12, '13
Adrian Frazier '85
Sam Funches '99, '00

↳ G

Jerold Gales '90
John Gales '81, '82, '83, '84
James Gamble '78
Willie Gandy '71, '72
Bobby Garner '53, '54
Atkins Gay '32, '33, '34
Robert Gilladay '33, '34
Brandon Gilbert '99, '00
Denny Gilliland '17
Floyd Gilmore '21
Thomas Gipson '91, '92
Nick Goff '10
W. C. Golden '33
Wynne Graham '18, '19
Lee Green '02, '03
Jermaine Green '02, '03
Vandel Green '42
Robert Greene '88
Vincent Greene '85, '86
Ron Griffen '90, '91, '92, '93
Greg Grissom '82
Tom Grissom '59, '60, '61
Kevie Gullely '88, '89, '90
Mike Guon '79, '80, '81, '82

↳ H

Kenneth Hale '55, '56
Greg Hall '94
Tyler Hall '10, '11, '12
Joe Hamilton '69, '70
Div Hamlin '81, '82
Billy Hardaway '79, '80
Dominic Hardie, '99
Leland Hardigree '23, '24, '25
P.J. Hardwick '13
Kelvin Harris '90, '91
Ron Harris '03, '04, '05
Aquilla Harrison '24
Wendel Hart '68
Ronnie Harvey '56
Bailey Hatley '21
Ralph Havenhill '38, '39, '40
Jimmie Hawk '35, '36
Donnell Hayden '91
Elmore Hayes '25, '26, '27
Zack Hayes '61, '62
Hamp Hazelton '67, '68
Tyler Helwig '00
Will Henderson '34
Xavier Henton '92, '93, '94
Honey Herring '28, '29
Wilson Herring '31, '32
Louis Herron '38
Lanier Hester '36, '38, '39
Ralph Hester '38, '39, '40
Pat Hicks '80, '81, '82, '83
Chris Higgs '06
Ben Hill '56
Isaac Hines '05, '06
Kenneth Hinkle '56, '58
Jess Hodges '45
Kedrick Hogans '08, '09, '11, '12
Jacob Holmen '10, '11, '12, '13
Bervin Hooper '51, '52, '53, '54
Tom Hooper '52, '53, '54, '55
Ballard Hopkins '59
Fred Hopkins '53, '54, '55, '56
Herman Hopkins '43, '46, '47
Leonard Hopkins '02, '03, '04, '05

Ronald Horne Jr. '08
John Horrocks '82, '83, '84
Justin Howerton '06, '07, '08, '09
Lawrence Hudson '84
Matthew Huff '67
Billy Hughs '66
Eugene Hunley '40, '41, '42
Deon Hunter '87, '88, '89
Denton Huston '31
E. O. Hutcheson '24
Patrick Hutchins '90

↳ I

Bobby Iverson '73, '74

↳ J

Eric Jackson '92, '93, '94
Jonathan Jackson '07
Sammy Jackson '57
Eugene Jemison '87
Alonzo Johns '34
Bob Johnson '73
Charles Johnson '49, '50, '51, '52
Dominique Johnson '09, '10, '11
James Johnson '46, '48, '49
Johnny Johnson '48, '49
Luke Johnson '17
Royce Johnson '93
Shawnsom Johnson, '04
Walter Johnson '76 '77
Wayne Johnson '82 '83 '84
Albert Jones '64 '65 '66
Carl Jones '74 '75 '76
Chris Jones '12, '13
Dello Jones '35 '36
Deral Jones '26 '27
Mack Jones '96
Michael Jones, '04, '05
Tony Jones '95 '96

↳ K

Danny Kaspar '77 '78
Charles Kearney '93
Edward Kelly '49 '50 '51
Pat Kelley '51 '52 '53
Howard Keyes '42
Earl King '73 '74 '75 '76
George King '94 '95 '96
James King '57 '58
Ulysses Knight '22 '23
J. C. Knowles '31
Wenlen Knowles '35
Ben Knox '10, '11
Ted Koonce '46

↳ L

Nicky Labus '75
David Lane '55 '56
J. D. Lane '42 '43 '47
Herb Larkins '71
Sean Lathan '93 '94 '95
Robert Lewis '83 '84
Roland Lipscomb '26 '28 '30
Waymond Lister '76 '77 '78 '79
G. A. Lloyd '42
Mike Long '64
Louis Lutrick '50 '51
Bryan Lucas '00, '01
Kenneth Lyons '80 '81 '82 '83



↳ M

Tony Macalik '80 '81 '83
 John Malaisse '38 '39 '40
 Bernt Malion '79
 Collin Mangrum '07, '09, '10
 Kenneth Mangrum, '99, '00, '01, '02
 Jon Manning '78 '79
 Stewart Marquis '72
 Tave Martin '90
 Unjel Masters '00, '02, '03
 Antwone Matlock '09, '10
 Dan McAlister '21 '22 '23
 Reco McCarter '86 '88
 Ed McClelen '60
 Glen McCracken '18 '19 '20
 L. L. McCombs '24 '25
 Adam McCoy '08, '09
 Morris McCrary '25
 Maurice McCray '24
 Fred McDade '81 '83
 Eph McDaniel '70 '71 '72
 Jeremy McFall '01
 Antonio McKenzie '01, '02
 Delbert McKnight '46 '47 '48
 Bill McLaughlin '59 '60 '61
 Charles McMillian '77 '78
 Smith Meador '17 '18 '19 '20
 W. E. Meador '17
 Billy Menefee '41 '42 '43
 Jerry Merck '70 '71 '72
 Paul Meyer '85 '86
 Norvell Miles '76 '77
 Carl Miller '63 '64 '65 '66
 David Miller '95 '96 '97
 Jack Miller '30 '31
 Jason Miller '00, '01
 Oscar Miller '61 '62 '63
 Ron Miller '65 '66 '67
 W. T. Miller '35 '36
 Austin Mitchell '13
 Don Mitchell '63
 Dwight Mitchell '74
 Fred Mitchell '75 '76 '77 '78
 Joe Mitchell '53 '54 '55 '56
 Marqus Mitchell, '04, '05
 Tony Mitchell, '12, '13
 Jeff Montague Jr. '08
 John Moody '73
 J. D. Moore '31 '32 '33
 Ronnie Morgan '88 '89 '90
 L. B. Morriss '35
 Jim Mudd '59 '60
 Thad Murley '23 '24
 Terence Myracle '26 '27
 Lowell Myrie '90 '91

↳ N

Cecil Nabors '34
 Pat Nash '91 '92
 Jason Neal '96 '97
 Furmia Nealy '80 '81 '82 '83
 Bill Nelson '83 '84
 Trey Norris '12
 Tony Northcross '88
 Jerald Nunley '91 '92

↳ O

George Odufuwa '09, '10, '11
 Thomas Officer '95
 Al Oglesby '57
 Clarke Overlander '13

↳ P

James Palmer '53 '54
 Justin Patton '13
 H. A. Perryman '22 '23 '24 '25
 Ray Perryman '29 '30 '31
 Rodrick Peyton '97
 Jack Pierce '56 '57 '58
 Bill Pilgrim '57
 Harry Pinkerton '21 '22
 Mike Pistana '92 '93
 Les Pollock '61 '62
 Jimmy Powell '53 '54 '55
 Doyle Preston '38 '39
 Phillip Price '43
 Joe Pride '75
 Butch Pruett '66

↳ R

Randall Raburn '61 '62
 James Rainbolt '58
 Jesse Ratliff '91 '92 '93 '94
 Rip Redman '19
 Avery Redmond '11
 Donald Reed '84
 Doug Reedy '65 '66
 Andrew Reinking '07
 Darrell Reitzel '59 '60
 Chris Reynard '80
 Mike Ritchie '01
 Osborne Richards '25
 Josh Richardson '01
 Hack Richie '37
 H. H. Riley '24
 Sean Riley '96 '97
 Ricky Robertson '87 '88 '89
 Forrest Robinson '12
 Ken Robinson '77 '78 '79 '80
 Scott Roniger, '03, '04
 Jerome Rogers '01, '02, '03, '04
 Harry Roper '21
 W. C. Rowden '37
 Jared Ruffin '06, '07
 Ruben Russell '66 '67
 Bill Rutherford '48 '49 '50

↳ S

Jeryl Sasser '72 '73
 John Savage '62 '63 '64
 Ben Sayles '71
 Dick Schiebel '46
 Doug Schlinder '89 '90 '91
 Travis Schofield '96
 Ray Schufford '90 '91
 Phillip Sewell '74 '75
 Fritz Shankles '17
 Howard Shannon '43
 Jake Short '90
 Shannon Shorter '10, '11
 Al Shumate '70 '71
 Jeffrey Simpson '05, '06
 Floyd Singleton '86 '87
 Hubert Simpson '21
 Adam Smith '94 '95
 Bert Smith '19
 Chris Smith '96
 Dennis Smith '85
 Doyle Smith '38 '39
 Mookie Smith '83
 Will Smith '01, '02, '03, '04
 William Smith '86 '87 '88 '89
 Craig Smoak '77 '78
 John Smyers '31 '32 '33 '34
 Cameron Spencer '10

Larry Spruiell '74 '75 '77 '78
 Bill Stephens '68 '69
 Harold Stewart '06, '07, '08, '09
 Niko Stojiljkovic '12, '13
 Bill Strong '18
 Frances Stroup '28 '29
 Jim Struck '70 '71
 Michael Sturns, '05, '06, '07
 W. O. Swindall '29
 Earl Swindle '85

↳ T

Earl Tanningham '52
 A. B. Tate '40 '41 '42
 Delonte Taylor '81 '82
 Michael Taylor '80 '81
 Weldon Taylor '35
 Paul Tedder '76
 Jerald Temple '90
 Dexter Tennell '99
 Richard Thomas '10
 Ty Thomas '03, '04, '05
 Tristan Thompson '08, '09, '10, '11
 Chuck Thrash '97
 Kenneth Timken '45
 Ewell Titus '37
 Ray Toole '58 '59
 Eric Tramiel '09, '10
 John Tucker '72 '73
 Larry Tucker '70 '71 '72
 Charlie Turner '36

↳ V

Harlan Vander Zee '51 '52 '53
 E. L. Vannoy '37
 David Vasher '79 '80 '81 '82
 Harold Vick '36

↳ W

Rusty Walker '90 '91 '92 '93
 Dick Wall '49 '50 '51
 Brandan Walton '12
 Kenneth Ward '58 '60
 Todd Warren '84 '85
 Charles Washington '97, '98, '99
 Robert Washington '97
 Randall Watkins '27 '28 '29
 Calvin Watson, '04, '05, '06, '07
 Pete Welch '64 '65
 Charles West '21
 Ben West '37
 I. M. West '23
 W. B. West '22
 Crest Whitaker '69 '70
 Arlin White '89
 Josh White '08, '09, '10, '11
 Kellis White '57
 Terence White '01, '02
 Dave Whittington '87, '88
 Walter Wilkerson '20
 Al Williams '79
 Alzee Williams '10, '12, '13
 Calvin Williams, '99, '00
 Donald Williams '89, '90
 Jordan Williams '12, '13
 Ken Williams '75 '76 '77 '78
 Merritt Williams '82
 Norman Williams '70 '71 '72
 Quincy Williams '05, '06, '07, '08
 Dez Willingham '08
 Wendell Williams '87 '88 '89
 Doug Willoughby '67

Bruce Wilson '47 '48
 Leroy Winfield '68 '69
 Danny Wise '77 '79 '80
 Tom Wolf '71
 Roy Wood '41
 Keith Wooden '07, '08
 Dick Woodward '51 '52 '53
 Tony Worrell '85 '86 '87 '88
 Marcellus Wright '01
 Ted Wright '32
 Tony Wright '73 '74 '75

↳ Y

Dan Yarbro '38 '39
 Carl York '27 '28 '29
 C. J. Young '17
 Rich Young '06, '07

↳ Z

Albert Zeretzke '33 '34



RECORDS

↳ post-season appearances

The Mean Green made a triumphant return to the NCAA Tournament in 2010, the program's second berth in four seasons. A school and conference record four All-Sun Belt players punched NT's ticket to the Big Dance with a 66-63 win over Troy in the SBC Tournament finals.

In 2007, Johnny Jones and the Mean Green claimed the program's first-ever Sun Belt Conference Tournament title. North Texas defeated Arkansas State in the championship and received its NCAA Tournament bid since 1988.

Aside from the 1988 Southland Conference Championship title and NCAA Tournament run, the Mean Green's only other post-season appearance occurred in 1943 when it won the Lone Star Conference and advanced to the NAIA national tournament.

North Texas has claimed four conference tournament MVP awards, the latest of which went to George Odufuwa in 2010. Calvin Watson led NT to the 2007 SBC title and earned MVP honors. Mean Green legends Tony Worrell and Kenneth Lyons were named Southland Conference MVPs in 1983 and 1988, respectively.

↳ 2010: NCAA Appearance

Head Coach: Johnny Jones

Record: 24-9

The 2009-10 campaign saw a school-record 24 wins, a school and conference record four All-Sun Belt honorees and the program's fourth straight 20-win season - not to mention NT's second Sun Belt title and NCAA Tournament bid in the last four seasons. With its 66-63 win over Troy, North Texas earned a No. 15 seed and faced No. 2 Kansas State in Oklahoma City's Ford Center. The Wildcats ended the Mean Green's year with an 82-62 win, but the campaign will go down as perhaps the finest in NT history.

↳ 2007: NCAA Appearance

Head Coach: Johnny Jones

Record: 23-11

North Texas punched its ticket to the NCAA Tournament with an 83-75 win over Arkansas State in the Sun Belt Tournament Championship game, clinching its first-ever SBC title. The Mean Green earned a No. 15 seed and headed to New Orleans to take on No. 2 Memphis. The Mean Green opened with a bang, knocking the Tigers on their heels with a six point lead in the opening frame, but the Conference USA Champions rebounded for a 73-58 victory.

↳ 1988: NCAA Appearance

Head Coach: Jimmy Gales

Record: 17-13

The Mean Green earned its first-ever berth in the NCAA Tournament after capturing the 1987-88 Southland Conference regular season and sweeping to wins over McNeese State (82-61) and Northeast Louisiana (87-70) to claim the conference tournament. Matched against North Carolina in the opening round, the Mean Green lost 83-65.

↳ 1943: NAIA Appearance

Head Coach: Pete Shands

Record: 11-14 (Third place finishers in NAIA)

In 1942-43, despite finishing the regular season with a record of 7-13, the Eagles won the Lone Star Conference with a mark of 4-2 to claim a berth in the NAIA national tournament in Kansas City. Once there, North Texas got on a roll and won its first three games against Wisconsin Stout (60-37), York (51-49) and Hamline (45-41). After losing to Northwest Missouri State (47-31) in the semifinals, the Eagles bounced back to claim third place with a 59-54 win over Murray State.



↳ Tony Mitchell Drafted by Detroit In 2013

Tony Mitchell rewrote the North Texas shot-blocking records and became the Mean Green's highest NBA Draft pick in the process. Mitchell was taken by the Detroit Pistons with the seventh pick of the second round on June 27, 2013.

A consensus national top-25 recruit coming out of Dallas's Pinkston High School, Mitchell earned numerous All-Sun Belt honors while sending back 87 blocks in 2012-13 and 157 for his career.

After a standout freshman campaign in which he led the Sun Belt in scoring (15.9 PPG), rebounding (11.8 RPG), 3-point percentage (47.1) and blocks (3.1 BPG), Mitchell was named the Sun Belt Freshman of the Year, as well as First-Team All-Sun Belt and All-Sun Belt Tournament team. Those accolades led to numerous Preseason All-America nods from across the country.



↳ North Texas Draft Picks

Year	Round	Pick	Player	NBA Team	Notes
2013	2	7	Tony Mitchell	Detroit	North Texas' all-time blocks leader, highest draft pick
1984	4	14	John Horrocks	Dallas	School record holder career field goal percentage (58.5)
1983	2	23	Kenneth Lyons	Philadelphia	NT's all-time leading scorer with 2,291 points
1982	7	18	Delonte Taylor	San Antonio	Posted back-to-back 400-plus point seasons at NT
1980	9	13	Al Williams	San Antonio	Led NT in free throw shooting in 1979 & 1980
1979	6	4	Joe Manning	Cleveland	Averaged 25.9 PPG as a senior in 1979
1978	4	8	Mel Davis	New Orleans	872 career rebounds ranks 5th in NT history
1978	7	5	Charles McMillian	Kansas City	Shot team-high 47.5 percent in 1978
1975	5	14	Bob Iverson	Chicago	Two-time All-Missouri Valley, averaged 18.3 PPG
1974	10	3	Terry Bailey	Kansas Cit	Posted one of just 25 500-plus point seasons in NT history
1970	9	16	Joe Hamilton	Milwaukee	Eight seasons in the ABA with five different teams
1969	3	3	Lee Winfield	Seattle	Six years in the NBA - Avg 7.3 PPG, 2.1 RPG, 2.5 APG
1968	7	3	Willie Davis	Chicago	Played 1970-71 season with Texas Chapparrals (ABA)
1967	12	10	Rubin Russell	Seattle	Three seasons in the ABA with 3 different teams
1964	5	5	John Savage	Los Angeles Lakers	Still top 10 in NT history in scoring and rebounding
1960	5	5	Jim Mudd	Syracuse	Career 23.3 points per game highest in NT history



RECORDS

↳ coaching records

Season	Head Coach	Overall	Conference
1916-17	J.W. St. Clair	4-6	
1917-18	J.W. St. Clair	9-2	
1918-19	J.W. St. Clair	7-4	
1919-20	J.W. St. Clair	5-2	
1920-21	Theron Fouts (Baylor, '27)	5-3	

TEXAS INTERCOLLEGIATE ATHLETIC ASSOCIATION

1921-22	J.W. St. Clair	11-1	10-0 (1st)
1922-23	J.W. St. Clair	13-1	11-1 (1st)
1923-24	J.W. St. Clair	9-5	9-5 (NA)
1924-25	John Reid (Baylor, '27)	11-5	11-5 (6th)
1925-26	John Reid	20-5	12-2 (1st)
1926-27	John Reid	16-7	13-2 (1st)
1927-28	John Reid	14-8	8-4 (3rd)
1928-29	John Reid	18-6	8-4 (3rd)
1929-30	Terrance Myracle	10-5	5-5 (NA)
1930-31	Terrance Myracle	12-12	4-6 (5th)

LONE STAR CONFERENCE

1931-32	Terrance Myracle	9-11	6-4 (2nd)
1932-33	Terrance Myracle	7-8	5-5 (3rd)
1933-34	Jack Sisco (Baylor, '27)	7-13	3-7 (5th)
1934-35	Jack Sisco	8-14	1-7 (5th)
1935-36	Pete Shands (SW Texas, '24)	6-10	2-6 (4th)
1936-37	Pete Shands	8-7	3-5 (4th)
1937-38	Pete Shands	14-7	6-2 (1st)
1938-39	Pete Shands	13-10	3-5 (4th)
1939-40	Pete Shands	9-15	3-5 (4th)
1940-41	Pete Shands	5-14	1-7 (5th)
1941-42	Pete Shands	11-6	6-2 (1st)
1942-43	Pete Shands	11-14	4-2 (1st)

NO TEAM FROM 1943-45 DUE TO WORLD WAR II

1945-46	Pete Shands	6-10	6-4 (3rd)
1946-47	Pete Shands	13-10	8-4 (2nd)
1947-48	Pete Shands	15-10	9-3 (1st)
1948-49	Pete Shands	10-11	4-8 (6th)

GULF COAST CONFERENCE

1949-50	Pete Shands	10-16	2-4 (2nd)
1950-51	Pete Shands	12-12	3-1 (1st)
1951-52	Pete Shands	15-8	4-2 (1st)
1952-53	Pete Shands	18-4	7-1 (1st)
1953-54	Pete Shands	19-9	7-1 (1st)
1954-55	Pete Shands	8-16	3-5 (2nd)
1955-56	Pete Shands	9-13	1-5 (3rd)
1956-57	Pete Shands	3-20	2-4 (3rd)

MISSOURI VALLEY CONFERENCE

1957-58	Pete Shands	3-18	1-13 (8th)
1958-59	Pete Shands	6-18	2-12 (8th)
1959-60	Charles Johnson (NTSC, '52)	7-19	1-13 (8th)
1960-61	Charles Johnson	2-22	1-11 (7th)
1961-62	Charles Johnson	3-23	0-12 (7th)
1962-63	Charles Johnson	10-14	4-8 (6th)
1963-64	Charles Johnson	7-17	1-11 (7th)
1964-65	Charles Johnson	7-19	1-13 (8th)
1965-66	Dan Spika (Wisconsin, '54)	5-20	0-14 (8th)
1966-67	Dan Spika	12-13	4-10 (7th)
1967-68	Dan Spika	8-18	3-13 (8th)
1968-69	Dan Spika	15-10	8-8 (4th)
1969-70	Dan Spika	18-8	11-5 (3rd)
1970-71	Harry Miller (E. New Mexico, '51)	10-15	4-10 (7th)
1971-72	Gene Robbins (SE Okla., '54)	8-18	2-12 (7th)
1972-73	Gene Robbins	9-16	4-10 (8th)
1973-74	Gene Robbins	13-13	4-8 (7th)
1974-75	Gene Robbins	6-20	3-11 (7th)

INDEPENDENT

1975-76	Bill Blakeley (Abilene Christian, '56)	22-4
1976-77	Bill Blakeley	21-6
1977-78	Bill Blakeley	22-6
1978-79	Bill Blakeley	11-16
1979-80	Bill Blakeley	13-14
1980-81	Bill Blakeley	15-12
1981-82	Bill Blakeley	15-12

SOUTHLAND CONFERENCE

1982-83	Bill Blakeley	15-15	5-7 (5th)
1983-84	Tommy Newman (Wichita St., '68)	9-19	3-9 (6th)
1984-85	Tommy Newman	5-23	1-11 (7th)
1985-86	Tommy Newman	10-18	4-8 (6th)
1986-87	Jimmy Gales (Alcorn St., '63)	11-17	4-6 (4th)
1987-88	Jimmy Gales	17-13	12-2 (1st)!
1988-89	Jimmy Gales	14-15	10-4 (1st)
1989-90	Jimmy Gales	5-25	3-11 (7th)
1990-91	Jimmy Gales	17-13	11-3 (2nd)
1991-92	Jimmy Gales	15-14	12-6 (2nd)
1992-93	Jimmy Gales	5-21	5-13 (9th)
1993-94	Tim Jankovich (Kansas St., '82)	14-15	9-9 (4th)
1994-95	Tim Jankovich	14-13	9-9 (4th)
1995-96	Tim Jankovich	15-13	12-6 (2nd)

BIG WEST CONFERENCE

1996-97	Tim Jankovich	10-16	5-11 (5th)#
1997-98	Vic Trilli (Midwestern St., '76)	5-21	4-12 (6th)#
1998-99	Vic Trilli	4-22	4-12 (6th)#
1999-00	Vic Trilli	7-20	5-11 (6th)#

- Eastern Division

SUN BELT CONFERENCE

2000-01	Vic Trilli	4-24	1-15 (6th)*
2001-02	Johnny Jones (LSU, '85)	15-14	8-7 (4th)*
2002-03	Johnny Jones	7-21	2-13 (6th)*
2003-04	Johnny Jones	13-15	8-8 (3rd)*
2004-05	Johnny Jones	14-14	6-9 (T4th)*
2005-06	Johnny Jones	14-14	6-9 (T4th)*
2006-07	Johnny Jones	23-11	10-8 (3rd)*!
2007-08	Johnny Jones	20-11	10-8 (3rd)*
2008-09	Johnny Jones	20-12	11-7 (2nd)*
2009-10	Johnny Jones	24-9	13-5 (1st)*!
2010-11	Johnny Jones	22-11	8-8 (4th)*
2011-12	Johnny Jones	18-14	9-7 (4th)*
2012-13	Tony Benford (Texas Tech, '92)	12-20	7-13 (4th)*

* - Sun Belt West Division finish

! - Tournament Champions



↳ Career Coaching Records

NAME	YEARS	CAREER	RECORD	PCT.
J.W. St. Clair.....	7	1916-20, 1921-24	58-21	.734
John Reid.....	5	1924-29	79-31	.718
Theron Fouts.....	1	1920-21	5-3	.625
Bill Blakeley.....	8	1976-83	134-85	.612
Johnny Jones.....	11	2001-12	190-146	.565
Terrance Myracle.....	4	1929-33	38-36	.514
Tim Jankovich.....	4	1993-97	53-57	.482
Pete Shands.....	22	1935-59	224-258	.465
Dan Spika.....	5	1965-70	58-69	.457
Jimmy Gales.....	7	1986-93	84-118	.416
Harry Miller.....	1	1970-71	10-15	.400
Tony Benford.....	1	2012-13	12-20	.375
Jack Sisco.....	2	1933-35	15-27	.357
Gene Robbins.....	4	1971-75	36-67	.350
Tommy Newman.....	3	1983-86	24-60	.286
Charles Johnson.....	6	1959-65	36-114	.240
Vic Trilli.....	4	1997-01	20-87	.186

↳ Coaching Victories

Coach	Wins
Pete Shands.....	224
Johnny Jones.....	190
Bill Blakeley.....	134
Jimmy Gales.....	84
John Reid.....	79
J.W. St. Clair.....	58
Dan Spika.....	58
Tim Jankovich.....	53
Terrance Myracle.....	38
Charles Johnson.....	36
Gene Robbins.....	36
Tommy Newman.....	24
Vic Trilli.....	20
Jack Sisco.....	15
Tony Benford.....	12
Harry Miller.....	10
Theron Fouts.....	5

↳ Winning Seasons (.500 +)

Coach	Seasons
Pete Shands.....	9
Johnny Jones.....	9
J.W. St. Clair.....	6
Bill Blakeley.....	6
John Reid.....	5
J. W. St. Clair.....	3
Jimmy Gales.....	3
Dan Spika.....	2
Tim Jankovich.....	2
Terrance Myracle.....	2
Gene Robbins.....	1

↳ Super Pit Record: 329-188 (.636)

Year	Avg. Attendance	Record
1973-74	n/a	10-5
1974-75	n/a	4-8
1975-76	4,396	14-0
1976-77	5,521	10-2
1977-78	3,661	14-0
1978-79	n/a	6-6
1979-80	n/a	7-5
1980-81	n/a	9-4
1981-82	2,776	8-3
1982-83	2,603	9-6
1983-84	1,465	5-7
1984-85	1,243	4-7
1985-86	1,508	8-5
1986-87	2,523	8-4
1987-88	2,927	9-4
1988-89	3,406	8-4
1989-90	2,571	2-10
1990-91	2,749	11-2
1991-92	2,619	7-4
1992-93	1,959	5-7
1993-94	2,206	8-4
1994-95	2,406	9-5
1995-96	2,314	9-3
1996-97	1,939	6-6
1997-98	2,502	3-6
1998-99	2,340	3-7
1999-00	2,633	5-7
2000-01	1,542	3-9
2001-02	1,809	10-3
2002-03	2,159	3-8
2003-04	2,031	9-3
2004-05	2,285	9-6
2005-06	2,147	11-4
2006-07	2,067	13-3
2007-08	3,178	15-2
2008-09	3,084	11-4
2009-10	2,716	12-2
2010-11	3,552	14-2
2011-12	4,006	10-4
2012-13	3,518	8-7



RECORDS

↳ super pit records

↳ Series Records At The Super Pit

SCHOOL	W	L	SCHOOL	W	L
Alabama	0	1	North Carolina A&T	1	0
Alcorn State	3	0	Northwestern Okla. State	1	0
Angelo State	2	0	Northwestern State	10	1
Arizona State	1	0	Oklahoma Panhandle St.	1	0
Arkansas-Little Rock	3	7	Oklahoma State	1	2
Arkansas State	10	8	Oral Roberts	2	2
Austin College	1	0	Pacific	1	1
Avila College	1	0	Pepperdine	0	1
Baylor	4	5	Phillips	1	0
Belhaven	1	0	Portland State	1	1
Boise State	1	2	Rice	2	0
Bradley	2	1	Roosevelt	1	0
Cal State Fullerton	1	1	St. Edward's	3	0
Cal Poly	1	1	St. Gregory's	1	0
UC Irvine	2	0	St. Louis	1	1
UC Santa Barbara	1	0	St. Mary's	2	1
Cameron	5	0	Sam Houston State	11	1
Centenary	4	2	Samford	3	0
Central Oklahoma	2	0	San Diego	0	1
Chattanooga	1	0	South Alabama	6	5
Chicago State	1	0	SMU	4	3
Colorado	0	1	S. Mississippi	0	2
Colorado State	2	0	Southeastern Louisiana	3	2
Creighton	1	0	Southeast Missouri St.	1	0
Denver	10	2	Southern	2	0
DePaul	0	1	Southwest Missouri St.	1	0
Drake	0	2	Southwestern (KS)	1	0
East Texas Baptist	1	0	Southwestern (TX)	2	1
FIU	6	2	Stephen F. Austin	6	5
Florida Atlantic	5	1	Tarleton State	2	0
Fresno State	0	1	Tennessee Tech	1	0
Georgia Southern	1	0	Texas	2	1
Grambling State	2	0	Texas Southern	1	2
Hardin-Simmons	8	1	Texas Wesleyan	0	2
Hartford	1	0	Texas A&M	1	0
Henderson State	3	0	Texas A&M-Commerce	1	0
Houston	0	2	Texas A&M-International	1	0
Houston Baptist	2	1	Texas A&M-Kingsville	3	0
Idaho	0	3	TCU	6	3
Illinois State	1	0	Texas Lutheran	1	0
Indiana	0	1	Texas-Permian Basin	2	0
Indiana State	1	0	Texas Southern	1	0
Jackson State	6	0	Texas Tech	2	2
Jarvis Christian	1	0	UNC Wilmington	1	0
Kansas State	1	1	UT Arlington	18	9
Lamar	7	3	UT Pan American	4	7
Lehigh	0	1	UT San Antonio	6	3
Lipscomb	1	0	Texas State	8	3
Long Beach State	3	1	Trinity	1	0
Louisiana-Lafayette	9	6	Troy	5	1
Louisiana-Monroe	10	12	Tulsa	1	4
Louisiana State	0	1	Univ. of the Southwest	1	0
Louisiana Tech	2	5	Utah State	1	2
Mary Hardin Baylor	1	0	VCU	1	0
MD-Baltimore County	1	0	Wayland Baptist	2	0
Middle Tennessee St.	2	5	Weber State	1	0
Memphis State	1	0	Western Kentucky	2	4
McMurry	1	0	West Texas A&M	5	1
McNeese State	10	6	Westmont College	1	0
Midwestern State	1	0	Wichita State	2	0
Mississippi	0	1	Wisconsin-Parkside	1	0
Montana State	0	1	Wyoming	0	1
Nebraska	0	1			
Nevada	2	2			
New Mexico State	5	5			
New Orleans	6	7			
Nicholls State	5	2			

↳ Super Pit Records

NORTH TEXAS TEAM

Points: 125 vs. Texas A&I (12/5/75)
Points in a Half: 66, First Half vs. Texas A&I (12/5/75)
Field Goals: 54 vs. Texas A&I (12/1/75)
Field Goal Attempts: 117 vs. Creighton (2/26/77)
Field Goal Percentage: .750 vs. FIU (2/9/13)
3-Point Field Goals: 19 vs. Mary Hardin-Baylor (11/25/96)
3-Point Field Goal Attempts: 38 vs. New Mexico St. (1/22/98)
3-Point Field Goal Percentage: .722 vs. Nicholls St. (2/3/94)
Free Throws: 36, last vs. Henderson State (11/12/10)
Free Throw Attempts: 49 vs. South Alabama (2/9/02)
Free Throw Percentage: .920 vs. Virginia Commonwealth (1/24/76)
Rebounds: 80 vs. Texas A&I (12/1/75)
Assists: 30 vs. Northwestern St. (2/25/89)
Steals: 20 vs. UT-Permian Basin (12/28/05)
Blocked Shots: 11 vs. Nicholls State (12/10/05); vs. New Orleans (2/8/07)
Team Fouls: 36 vs. Centenary (1/15/79)

NORTH TEXAS INDIVIDUAL

Points: 44, Donnell Hayden vs. Nicholls St. (12/5/90)
Points in a Half: 28, Jon Manning vs. Baylor (12/4/78)
Field Goals: 18, Stan Blackmon vs. Chicago St. (1/14/74);
 Donnell Hayden vs. Nicholls State (12/5/90)
Field Goal Attempts: 34, Donnell Hayden vs. Nicholls St. (12/5/90)
3-Point Field Goals: 8, Chad Elstun vs. Nicholls St. (2/3/94)
Free Throws: 16, Jesse Ratliff vs. Nicholls State (1/15/92)
Free Throw Attempts: 22, Jermaine Green vs. South Alabama (2/9/02)
Rebounds: 29, Ken Williams vs. Lamar (1/18/78)
Assists: 12, Deon Alexander vs. Southwestern (KS) (2/25/87)
Steals: 6, Lee Green vs. Lipscomb (12/19/01); Isaac Hines vs. Arkansas St. (1/22/05), Chris Jones vs. UT Arlington (11/28/12)
Blocked Shots: 8, Jason Miller vs. New Mexico St. (1/24/01)

OPPONENT INDIVIDUAL

Points: 45, Charles Bailey, Fresno State (12/30/73)
Field Goals: 18, Charles Bailey, Fresno State (12/30/73)
Field Goal Attempts: 35, Freeman Williams, Portland State (1/29/77)
Free Throws: 16, Marlon Anderson, UT-San Antonio (3/4/95)
Free Throw Attempts: 18, Rick Apke, Creighton (2/26/77)
Rebounds: 23, Chris Jackson, New Mexico State (2/1/03)

↳ Opening Night at The Super Pit

Date: Tuesday, December 4, 1973
Opponent: TCU
Score: North Texas 109, TCU 93
First Field Goal: Tony Wright, NT
Leading NT Scorer & Rebounder: Bobby Iverson, 30 pts., 16 reb.
North Texas Head Coach: Gene Robbins
TCU Head Coach: Johnny Swain
Who Was An NT Assistant?: Billy Tubbs.

↳ Top 10 Crowds at The Super Pit

- 10,600 --vs. SMU (1/22/77) 11. 6,793 -- vs. OSU (11/14/07)
- 9,100 -- vs. DePaul (12/16/80) 12. 6,500 -- vs. Creighton (2/26/77)
- 8,816 -- vs. West Texas St. (3/1/76)
- 8,100 -- vs. Texas (1/17/80)
- 7,105 -- vs. Texas Tech (11/16/10)
- 7,100 -- vs. Pan American (3/2/77)
- 7,087 -- vs. Bradley (2/28/76)
- 6,921 -- vs. ULL (2/18/12)
- 6,838 -- vs. LSU (12/22/11)
- 6,820 -- vs. Baylor (12/8/76)

RECORDS

↳ vs ap ranked opponents



Opponent	Rank	Date	W/L	Score	Site
Oklahoma City	18	1/11/1952	W	51-49	H
Oklahoma City	18	1/15/1952	L	65-41	A
Oklahoma State	5	1/23/1954	L	66-51	A
Cincinnati	4	12/20/1957	L	94-52	H
Bradley	12	1/4/1958	L	73-53	H
Wichita State	20	1/8/1958	L	80-54	H
Cincinnati	7	1/11/1958	L	127-57	A
Bradley	10	1/13/1958	L	85-58	A
Oklahoma State	9	1/25/1958	L	66-44	H
Oklahoma State	10	2/24/1958	L	63-52	A
Bradley	9	1/10/1959	L	79-58	H
Cincinnati	7	1/12/1959	L	64-56	H
St. Louis	15	2/2/1959	L	98-57	A
St. Louis	8	2/23/1959	L	70-58	H
Bradley	9	2/28/1959	L	80-58	A
Cincinnati	3	3/2/1959	L	95-64	A
St. Louis	12	1/9/1960	L	95-65	A
Bradley	2	2/6/1960	L	101-61	A
Cincinnati	1	2/8/1960	L	123-74	A
Bradley	2	2/20/1960	L	69-39	H
Cincinnati	1	2/22/1960	L	85-54	H
St. Louis	16	2/29/1960	L	85-63	H
Bradley	2	1/14/1961	L	110-72	H
Bradley	5	2/18/1961	L	105-70	A
Cincinnati	3	2/25/1961	L	73-43	H
Cincinnati	3	1/25/1962	L	89-61	A
Bradley	9	1/27/1962	L	84-70	A
Cincinnati	3	2/3/1962	L	77-50	H
Bradley	7	2/8/1962	L	91-61	H
Cincinnati	1	1/10/1963	L	75-58	H
Wichita State	8	1/25/1963	W	69-67	A
Cincinnati	1	2/21/1963	L	94-61	A
Wichita State	8	2/28/1963	L	89-73	H
Drake	10	2/20/1964	L	77-71	A
Wichita State	5	3/2/1964	L	90-83	A
Wichita State	2	1/2/1965	L	107-88	A
Wichita State	4	2/20/1965	L	69-67	H
Louisville	2	1/5/1967	L	86-66	A
Cincinnati	8	1/7/1967	L	74-71	A
Louisville	2	2/16/1967	L	68-61	H
Houston	2	12/29/1967	L	45-43	N
Santa Clara	10	12/20/1968	L	46-31	A
Cincinnati	10	12/28/1968	L	74-62	A
Louisville	14	12/30/1968	L	86-73	A
Tulsa	14	1/27/1969	L	104-94	A
Tulsa	19	3/1/1969	W	89-84	H
Marquette	12	12/13/1969	L	83-60	A
Drake	16	1/29/1970	L	95-84	A
Drake	11	2/10/1970	W	93-81	H
Marquette	3	12/23/1970	L	67-57	N
Louisville	13	1/7/1971	L	90-72	H
Louisville	6	1/24/1971	L	95-72	A
Louisville	15	2/27/1971	W	79-73	A
Memphis	15	2/12/1972	L	87-80	H
Louisville	3	2/29/1972	L	90-85	H
Long Beach State	6	12/1/1972	L	63-56	A
Kansas State	16	12/11/1972	L	76-62	A
Memphis	14	2/22/1973	L	93-88	H
Louisville	15	1/31/1974	L	97-81	A
Louisville	7	2/1/1975	L	112-67	A

Opponent	Rank	Date	W/L	Score	Site
Syracuse	8	1/3/1978	L	94-84	A
Marquette	16	12/29/1978	L	84-69	A
Arkansas	14	1/4/1979	L	96-71	A
DePaul	1	2/2/1980	L	102-71	A
Brigham Young	19	12/12/1980	L	108-92	A
DePaul	1	12/16/1980	L	92-86	H
Memphis	9	2/14/1983	L	80-63	H
Memphis	5	11/26/1983	L	101-79	A
SMU	6	12/19/1984	L	90-45	A
Louisiana Tech	12	1/17/1985	L	68-50	A
Louisiana Tech	14	2/9/1985	L	90-72	H
Missouri	8	12/4/1987	L	74-56	A
North Carolina*	7	3/17/1988	L	83-65	N
Oklahoma State	23	11/28/1989	L	94-66	H
Oklahoma	6	12/29/1989	L	147-94	N
Texas	18	12/7/1996	L	71-56	A
Alabama	20	12/18/1996	L	72-55	A
Iowa	15	11/16/1997	L	112-64	A
Maryland	5	12/23/1998	L	132-57	A
Arkansas	20	12/30/1998	L	100-77	A
Oklahoma State	21	11/27/1999	L	103-65	A
Tulsa	25	12/30/1999	L	113-77	H
Arkansas	21	12/5/2000	L	97-77	A
Oklahoma	20	12/9/2000	L	100-72	A
Alabama	18	12/16/2000	L	94-55	N
Oklahoma State	15	11/24/2001	L	77-58	A
Western Kentucky	20	3/2/2002	L	82-68	N
Indiana	19	12/1/2002	L	84-58	A
Alabama	18	11/21/2004	L	85-71	A
Texas	14	12/7/2004	L	86-57	A
Memphis*	5	3/16/2007	L	73-58	N
Texas	4	12/5/2007	L	88-72	A
Texas A&M	16	12/7/2009	L	75-65	A
Kansas State*	9	3/18/2010	L	82-62	N
Kansas	7	11/19/10	L	93-60	A
Mississippi State	24	11/27/11	L	82-59	A
Creighton	16	11/9/12	L	71-51	A

* NCAA Tournament Opening Round; Opponent was a No. 2 seed

All rankings are based on Associated Press Poll on the date of the game

Ranked Opponent Breakdown

vs No. 1 - (0-6)

vs Top 5 - (0-28)

vs Top 10 - (1-54)

vs Top 25 - (5-92)

Highest Ranked Win - No. 8 Wichita State (69-67 on Jan. 25, 1963)

Last Ranked Win - No. 15 Louisville (79-73 on Feb. 27, 1971)

Current Streak - 44 straight losses



RECORDS

↳ all-time results

↳ The J.W. St. Clair Era

58-21 Career

1916-17 (4-6)

Jan. 17 -- Southern Methodist.....	L	23-25
Jan. 22 -- Southeast Oklahoma.....	W	49-15
Jan. 31 -- @ Dallas University.....	W	20-14
Feb. 4 -- Texas Christian.....	L	27-28
Feb. 9 -- @ Texas Christian.....	L	14-21
Feb. 15 -- @ Decatur Baptist.....	L	17-39
Feb. 17 -- Austin College.....	W	35-11
Feb. 19 -- Decatur Baptist.....	L	28-30
Feb. 20 -- Decatur Baptist.....	L	21-22
Feb. 27 -- Dallas University.....	W	24-6

1917-18 (9-2)

East Texas State.....	W	14-4
Texas.....	W	24-20
Texas Christian.....	W	20-15
Dallas Baptist.....	W	24-7
Decatur Baptist.....	W	41-30
Decatur Baptist.....	L	14-32
Southern Methodist.....	L	11-26
Texas Christian.....	W	21-19
Dallas University.....	W	39-6
Decatur Baptist.....	W	25-18
Decatur Baptist.....	W	28-19

1918-19 (7-4)

Texas Christian.....	L	33-46
Texas.....	L	19-52
Texas.....	W	25-18
Baylor.....	W	20-19
Austin College.....	W	33-1
Austin College.....	W	35-11
Decatur Baptist.....	L	19-47
Decatur Baptist.....	L	14-34
Decatur Baptist.....	W	17-16
Decatur Baptist.....	W	32-16
Texas Christian.....	W	26-16

1919-20 (5-2)

@ Baylor Medical.....	L	26-27
@ Texas Christian.....	L	16-48
Baylor Medical.....	W	12-4
Baylor.....	W	35-20
Baylor.....	W	23-9
Trinity.....	W	37-13
Trinity.....	W	42-11

↳ The Theron J. Fouts Era

5-3 Career

1920-21 (5-3)

Baylor Medical.....	L	14-17
Hardin-Simmons.....	L	23-39
Hardin-Simmons.....	L	22-30
Abilene Christian.....	W	19-10
Abilene Christian.....	W	36-9
Dallas University.....	W	62-2
Baylor Medical.....	W	9-6

↳ The J.W. St. Clair Era

58-21 Career

1921-22 (11-1)

Jan. 5 -- Southwestern.....	W	47-32
Jan. 11 -- Austin College.....	W	31-14
Jan. 12 -- Austin College.....	W	39-17
Jan. 20 -- @ Southwest Texas.....	W	48-8
Jan. 20 -- @ Southwest Texas.....	W	30-16
@ Southwestern.....	W	32-29
Hardin-Simmons.....	W	29-13
Hardin-Simmons.....	W	48-17
Tulsa.....	L	28-32
Tulsa.....	W	42-29
Southwest Texas.....	W	50-12
Southwest Texas.....	W	46-16

1922-23 (13-1)

Texas Christian.....	W	26-10
Texas Christian.....	W	33-18
Southwestern.....	W	28-19
Southwestern.....	W	21-9
Southwest Texas.....	W	24-18
Southwest Texas.....	W	24-18
West Texas State.....	W	28-18
West Texas State.....	L	20-22
Austin College.....	W	21-12
Austin College.....	W	28-13
Texas Christian.....	W	34-14
Texas Christian.....	W	27-20
Tulsa.....	W	25-20
Tulsa.....	W	19-14

1923-24 (9-5)

@ Southwest Texas.....	W	27-23
@ Southwest Texas.....	L	21-26
@ Southwestern.....	L	10-14
@ Southwestern.....	W	14-4
Feb. 4 -- Austin College.....	W	27-15
Feb. 5 -- Austin College.....	W	22-21
@ Austin College.....	L	15-22
@ Austin College.....	W	36-16
West Texas State.....	L	20-25
West Texas State.....	L	17-20
Southwest Texas.....	W	25-20
Southwest Texas.....	W	21-15
Southwestern.....	W	29-14
Southwestern.....	W	30-28

↳ The John Reid Era

79-31 Career

1924-25 (11-5)

Daniel Baker.....	L	17-23
Daniel Baker.....	W	33-9
Howard Payne.....	L	14-16
Howard Payne.....	L	20-21
East Texas State.....	W	22-17
East Texas State.....	W	28-21
Southwest Texas.....	W	23-21
Southwest Texas.....	W	25-18
Austin College.....	W	39-28
Austin College.....	W	33-14
Austin College.....	W	36-16
Austin College.....	W	40-25
Trinity.....	W	22-21
Trinity.....	W	32-22
West Texas State.....	L	21-25
West Texas State.....	L	13-27

1925-26 (20-5)

Texas-Arlington.....	W	32-12
Texas-Arlington.....	W	36-11
Southern Methodist.....	L	20-21
Southern Methodist.....	W	21-16
Texas Christian.....	L	17-21
Texas Christian.....	W	36-23
Texas Christian.....	L	37-28
Texas Christian.....	L	11-16
Decatur Baptist.....	W	38-18
Austin College.....	W	42-8
East Texas State.....	W	36-18
Sam Houston State.....	L	19-23
Sam Houston State.....	W	37-23
Stephen F. Austin.....	W	25-21
Stephen F. Austin.....	W	23-18
East Texas State.....	W	25-11
East Texas State.....	W	37-23
Austin College.....	W	42-11
Daniel Baker.....	W	36-29
Daniel Baker.....	W	31-24
Southwest Texas.....	W	27-20
Southwest Texas.....	W	24-17
East Texas State.....	W	35-20
West Texas State.....	W	37-32
West Texas State.....	L	29-31

1926-27 (16-7)

Decatur Baptist.....	W	45-16
Baylor.....	L	15-22
Baylor.....	L	8-29
Southern Methodist.....	W	33-22
Southern Methodist.....	L	10-23
Southern Methodist.....	L	11-18
Texas Christian.....	L	17-20
Jan. 15 -- Austin College.....	W	40-13
Jan. 17 -- Sam Houston State.....	W	37-12
Jan. 18 -- Sam Houston State.....	W	44-16
Jan. 24 -- East Texas State.....	W	34-21
Jan. 28 -- @ East Texas State.....	W	23-17
Feb. 2 -- Stephen F. Austin.....	W	29-13
Feb. 2 -- Stephen F. Austin.....	W	41-17
@ Abilene Christian.....	W	37-18
@ Abilene Christian.....	W	45-30
Feb. 11 -- Southwest Texas.....	W	3226
Feb. 12 -- Southwest Texas.....	W	26-15
Abilene Christian.....	W	32-16
Abilene Christian.....	W	32-21
@ West Texas State.....	L	22-28
@ West Texas State.....	W	26-17
Mar. 15 -- West Texas State.....	L	22-29

1927-28 (14-8)

Baylor.....	W	25-21
Baylor.....	L	11-28
Texas Christian.....	L	16-17
Southern Methodist.....	L	13-27
Southern Methodist.....	W	26-23
Hardin-Simmons.....	W	27-17
Hardin-Simmons.....	W	23-13
Texas Christian.....	L	23-29
Austin College.....	W	47-10
Austin College.....	W	29-26
Sam Houston State.....	L	25-31
Sam Houston State.....	W	27-22
Stephen F. Austin.....	W	27-19
Stephen F. Austin.....	W	41-14
East Texas State.....	W	30-14
West Texas State.....	W	22-12
West Texas State.....	L	19-26
Southwest Texas.....	L	28-34
Southwest Texas.....	W	34-17
McMurry.....	W	32-22
McMurry.....	W	55-21
East Texas State.....	L	25-30

1928-29 (18-6)

Southern Methodist.....	W	25-20
Baylor.....	W	45-17
Baylor.....	W	36-14
Oklahoma Baptist.....	W	46-26
Southern Methodist.....	W	28-13
Texas Christian.....	L	33-39
Hardin-Simmons.....	L	23-34
Hardin-Simmons.....	W	32-14
Texas Christian.....	W	25-23
Oklahoma Baptist.....	W	22-16
Stephen F. Austin.....	W	37-19
Stephen F. Austin.....	L	20-3
Southwest Texas.....	W	29-21
Southwest Texas.....	W	25-18
Abilene Christian.....	W	26-16
Abilene Christian.....	W	47-15
Hardin-Simmons.....	L	11-12
Hardin-Simmons.....	W	26-14
Sam Houston State.....	W	38-20
Sam Houston State.....	W	28-27
Daniel Baker.....	L	32-33
East Texas State.....	W	59-39
East Texas State.....	W	33-22
Daniel Baker.....	L	26-30



↳ The Terrance Myracle Era 38-36 Career

1929-30 - (10-5)

Southern Methodist	W	26-14
Hardin-Simmons	L	18-21
Hardin-Simmons	W	46-31
West Texas State	L	16-26
West Texas State	W	23-21
Austin College	W	28-16
Austin College	W	28-16
Southwest Texas	W	19-17
Southwest Texas	W	24-14
Sam Houston State	W	25-20
Sam Houston State	L	25-28
East Texas State	L	17-24
East Texas State	L	18-24
Abilene Christian	W	38-23
Abilene Christian	W	29-15

1930-31 - (12-12)

Texas	L	32-33
Texas	W	29-26
Texas Christian	L	25-28
Southern Methodist	L	16-36
Texas Christian	L	29-30
Southern Methodist	W	31-25
Austin College	W	36-10
Austin College	W	32-20
Trinity	W	44-17
Trinity	W	53-22
Abilene Christian	W	33-17
Stephen F. Austin	L	31-34
Sam Houston State	L	16-24
Daniel Baker	W	32-23
Daniel Baker	L	23-24
Stephen F. Austin	L	22-26
Southwest Texas	L	23-32
Sam Houston State	W	35-25
Texas A&I	W	34-20
Texas A&I	W	35-25
Southwest Texas	L	16-31
East Texas State	L	34-46
East Texas State	L	33-40
Abilene Christian	W	36-28

1931-32 - (9-11)

West Texas State	L	18-45
Hardin-Simmons	L	27-43
Hardin-Simmons	W	36-29
Austin College	W	54-20
Baylor	W	24-21
Baylor	L	24-25
Texas Christian	L	12-30
Texas Christian	L	19-34
Southern Methodist	L	31-32
Southern Methodist	L	17-36
Rice	L	29-45
Rice	W	24-16
Southwest Texas	W	41-22
Trinity	W	36-19
Sam Houston State	W	28-21
Southwest Texas	L	17-33
Stephen F. Austin	L	25-29
East Texas State	L	19-23
East Texas State	W	35-28
Trinity	W	24-13

1932-33 - (7-8)

Baylor	W	32-28
Texas Christian	L	19-21
Texas Christian	L	20-24
Arkansas	L	20-34
Arkansas	L	26-36
Abilene Christian	W	31-21
Southwest Texas	W	33-22
Trinity	W	37-23
Stephen F. Austin	L	38-39
Southwest Texas	W	24-16
Stephen F. Austin	L	31-37
East Texas State	L	25-30

Trinity	W	38-26
East Texas State	L	26-34

↳ The Jack Sisco Era 15-27 Career

1933-34 - (7-13)

Texas Christian	L	33-44
Texas Christian	L	13-39
Texas A&I	L	25-39
Texas A&I	L	21-23
Hardin-Simmons	L	28-42
Hardin-Simmons	W	32-30
Abilene Christian	L	24-25
Abilene Christian	W	32-31
Austin College	W	37-18
Austin College	W	55-24
Southwest Texas	W	28-26
East Texas State	L	22-36
Sam Houston State	L	18-33
Stephen F. Austin	L	35-39
Sam Houston State	L	34-36
Southwest Texas	L	21-31
Trinity	W	34-29
Stephen F. Austin	L	24-47
Trinity	W	42-41
East Texas State	L	21-28

1934-35 - (8-14)

Southern Methodist	L	27-63
Southern Methodist	L	17-33
Texas Christian	L	19-34
Texas Christian	L	17-36
Texas Wesleyan	W	40-34
Texas Wesleyan	W	57-28
Hardin-Simmons	W	20-18
Hardin-Simmons	L	18-36
McMurry	L	20-29
McMurry	W	36-28
Abilene Christian	W	25-20
Austin College	W	37-27
Austin College	W	37-14
Abilene Christian	L	20-27
Sam Houston State	W	26-18
Stephen F. Austin	L	27-39
East Texas State	L	19-40
Southwest Texas	L	18-19
Sam Houston State	L	34-42
Southwest Texas	L	27-30
Stephen F. Austin	L	22-53
East Texas State	L	31-43

↳ The H.G. Shands Era 224-258 Career

1935-36 - (6-10)

Austin College	W	25-23
Austin College	W	42-26
McMurry	W	35-26
Abilene Christian	L	29-38
E. Central Oklahoma	L	31-41
E. Central Oklahoma	L	34-56
Howard Payne	L	28-30
Howard Payne	W	33-22
Jan. 17 -- Sam Houston State	W	25-22
Jan. 31 -- Stephen F. Austin	L	21-27
Feb. 7 -- @ Sam Houston State	W	33-28
Feb. 8 -- @ Stephen F. Austin	L	22-50
Feb. 16 -- Southwest Texas	L	16-20
Feb. 21 -- @ Southwest Texas	L	28-32
Feb. 24 -- East Texas State	L	31-36
Feb. 28 -- @ East Texas State	L	16-18

1936-37 - (8-7)

Southern Methodist	L	19-37
Southern Methodist	W	29-26
Texas Christian	W	33-23
Texas Christian	L	30-40
Central Oklahoma St.	W	34-24
McMurry	W	25-18

Texas Christian	W	41-22
East Texas State	L	29-34
Southwest Texas	W	30-27
Stephen F. Austin	W	33-3
Stephen F. Austin	L	25-41
Sam Houston State	L	25-33
Southwest Texas	W	27-26
Sam Houston State	L	27-28
East Texas State	L	27-33

1937-38 - (14-7)

Dec. 26 -- vs. Central Oklahoma St. *	W	35-30
Dec. 27 -- vs. Central Oklahoma St. *	W	35-22
Dec. 28 -- vs. Rice *	W	43-23
Dec. 29 -- vs. Oklahoma State *	L	23-28
Dec. 30 -- vs. Arkansas *	L	21-32
Austin College	W	51-22
Austin College	W	29-27
West Texas State	L	32-36
Texas Christian	L	21-25
Jan. 10 -- Sam Houston St.	W	36-29
Jan. 17 -- @ East Texas State	W	42-37
Jan. 21 -- @ Sam Houston State	L	27-33
Hardin-Simmons	W	37-35
Hardin-Simmons	W	25-24
Feb. 10 -- Southwest Texas	W	30-22
Feb. 14 -- Stephen F. Austin	W	40-36
Feb. 15 -- Stephen F. Austin	W	33-26
Feb. 21 -- @ Southwest Texas	W	35-25
Feb. 28 -- East Texas State	L	36-43

NAIA National Tournament

Mar. 7 -- vs. Morningside #	W	31-29
Mar. 8 -- vs. Delta State #	L	38-48
* -- Oklahoma Collegiate Tournament (Oklahoma City, OK)		
# -- Kansas City, MO		

1938-39 - (13-10)

Central Oklahoma St.	W	31-20
Central Oklahoma St.	W	43-31
Texas Christian	W	34-28
Southern Methodist	L	34-39
Southern Methodist	L	34-41
Rice	W	43-38
Kearney State	W	46-37
Kearney State	L	33-36
Northwest Oklahoma	L	26-30
Texas A&M	W	41-23
Southwest Oklahoma	W	32-27
Central Oklahoma St.	W	27-24
East Texas	L	35-49
Sam Houston State L		31-48
Stephen F. Austin	W	44-38
Texas Christian	L	37-42
Southwest Texas	W	37-26
Stephen F. Austin	L	42-56
Southwest Texas	W	37-30
Hardin-Simmons	W	31-30
Hardin-Simmons	W	31-30
Sam Houston State	L	31-42
East Texas State	L	38-63



RECORDS

↳ all-time results

1939-40 - (8-15-1)

Central Oklahoma St.	L	42-43
Central Oklahoma St.	L	37-50
Rice	L	37-72
Texas A&M.....	L	29-31
Texas Christian	L	29-38
Abilene Christian.....	W	56-46
Abilene Christian.....	W	50-40
Texas.....	L	29-50
Texas.....	L	40-57
Central Missouri St.	L	35-38
Tulsa	W	31-28
Central Oklahoma St.	L	40-48
Phillips University.....	T	18-18
Howard Payne.....	W	32-22
Howard Payne.....	L	29-30
East Texas State.....	L	25-39
Stephen F. Austin.....	L	32-45
Southwest Texas.....	W	50-35
Texas Christian	W	42-36
Sam Houston State.....	L	36-55
Sam Houston State.....	L	36-42
Stephen F. Austin.....	W	49-47
Southwest Texas.....	L	39-41
East Texas State.....	W	52-38

1940-41 - (5-14)

East Central Oklahoma	W	39-32
Central Oklahoma St.	L	40-43
Texas Christian	L	36-43
Southern Methodist	L	50-52
Southern Methodist	W	43-35
Baylor	W	47-45
Howard Payne.....	L	55-61
Howard Payne.....	L	54-55
East Texas State.....	L	38-46
@ Southwest Texas.....	L	35-51
Abilene Christian.....	W	47-40
Abilene Christian.....	L	36-42
Texas Christian	L	44-54
Stephen F. Austin.....	L	38-47
Sam Houston State	L	49-59
Sam Houston State	L	46-55
@ Stephen F. Austin.....	L	33-54
Southwest Texas.....	W	53-42
@ East Texas State.....	L	34-35

1941-42 - (11-6)

Dec. 4 -- Southern Methodist.....	W	33-31
Dec. 6 -- @ Texas Christian.....	W	54-45
Dec. 9 -- @ Southern Methodist.....	L	34-40
Dec. 11 -- @ Baylor.....	L	44-53
Dec. 12 -- @ Texas A&M.....	L	42-56
Dec. 16 -- Texas Christian	W	49-34
Dec. 19 -- Texas Wesleyan	L	36-52
Jan. 2 -- @ Texas Wesleyan.....	L	50-52
Jan. 5 -- Howard Payne.....	W	76-32
Jan. 28 -- @ Southwest Texas.....	L	31-35
Feb. 2 -- Southwest Texas.....	W	50-39
Feb. 6 -- @ Stephen F. Austin.....	W	55-39
Feb. 10 -- Sam Houston St.....	W	55-42
Feb. 23 -- @ East Texas St.....	W	46-43
Feb. 26 -- East Texas St.....	W	50-49

1942-43 - (11-14)

Dec. 1 -- Texas Wesleyan.....	L	31-37
Dec. 2 -- Texas Wesleyan.....	L	38-44
Dec. 4 -- Texas Christian.....	W	43-35
Dec. 5 -- Texas Christian.....	L	34-46
Dec. 9 -- Texas Christian.....	L	40-49
Dec. 10 -- Texas Christian.....	L	34-43
Dec. 15 -- Southern Methodist.....	L	35-36
Dec. 16 -- Southern Methodist.....	L	37-40
Dec. -- Howard Payne.....	W	53-50
Dec. -- Howard Payne.....	L	64-69
Dec. 18 -- Texas Wesleyan.....	L	39-49
Dec. 19 -- Texas Wesleyan.....	L	29-40
Jan. 21 -- @ Stephen F. Austin.....	W	52-40
Jan. 22 -- @ Stephen F. Austin.....	L	43-45
Feb. 8 -- Southwest Texas.....	W	72-49
Feb. 9 -- Southwest Texas.....	W	57-45

Feb. 12 -- Southeast Oklahoma	W	55-34
Feb. 13 -- Southeast Oklahoma	L	39-50
Feb. 22 -- East Texas State.....	L	37-38
Feb. 23 -- East Texas State.....	W	43-32

NAIA National Tournament

Wisconsin-Stout	W	60-37
York College (NE).....	W	51-49
Hamline University.....	W	45-41

Semifinals

NW Missouri State.....	L	31-47
------------------------	---	-------

Third Place Game

Murray State.....	W	59-54
-------------------	---	-------

1945-46 - (6-10)

Texas Christian	L	50-55
Texas Christian	L	37-46
Baylor.....	L	29-58
Baylor.....	L	28-76
Stephen F. Austin.....	W	67-56
Southern Methodist.....	L	38-58
Southern Methodist.....	L	37-48
Stephen F. Austin.....	W	39-33
East Texas State.....	W	54-47
Houston.....	L	35-62
Southwest Texas.....	W	59-53
Sam Houston State.....	L	55-57
Southwest Texas.....	L	41-52
Sam Houston State.....	W	54-52
East Texas State.....	W	54-52
Houston.....	L	56-61

1946-47 - (13-10)

Dec. 2 -- @ Texas	L	41-61
Dec. 3 -- @ Texas	L	40-66
Texas A&M	W	59-49
Baylor	L	54-73
Baylor	L	41-73
Texas Christian	W	50-42
Texas Christian	W	55-45
Dec. 19 -- Rice #.....	W	55-54
Dec. 20 -- Texas Tech #.....	W	59-46
Dec. 21 -- Pepperdine #.....	L	53-64
Jan. 5 -- Stephen F. Austin ^.....	W	53-39
Trinity ^.....	W	80-22
Stephen F. Austin ^.....	L	53-55
Texas Wesleyan.....	L	54-60
Southwest Texas ^.....	W	76-48
Southwest Texas ^.....	W	62-44
Trinity ^.....	W	69-30
Sam Houston State ^.....	W	77-60
Sam Houston State.....	W	68-63
Houston ^.....	L	53-70
East Texas State ^.....	L	73-69
East Texas State ^.....	L	57-59
Houston ^.....	W	55-57

- University of Houston Tournament

^ - Lone Star Conference Game

1947-48 - (15-10)

Austin College.....	W	54-42
Austin College.....	W	72-37
@ Midwestern.....	W	60-30
@ Baylor.....	L	43-51
@ Baylor.....	L	53-64
@ Texas.....	L	39-51
@ Texas.....	L	49-60
Midwestern.....	W	62-50
Southern Methodist *.....	L	49-60
Arkansas.....	L	49-62
Texas Tech.....	W	59-46
Texas Wesleyan.....	L	61-66
Texas A&M.....	W	59-55
Trinity.....	W	54-41
Southwest Texas.....	W	58-56
Houston.....	W	71-47
Houston.....	L	51-55
Sam Houston State.....	L	37-57
Stephen F. Austin.....	W	62-53
Southwest Texas.....	W	71-60
Stephen F. Austin.....	L	46-62
East Texas State.....	W	86-63

Sam Houston State.....	W	53-52
Trinity.....	W	75-37
@ East Texas State.....	W	52-49

* - Game played at Denton High School

1948-49 - (10-11)

Stephen F. Austin.....	L	49-91
Stephen F. Austin.....	L	43-55
Houston.....	L	57-64
East Texas State.....	L	37-48
Texas Christian	W	62-53
Texas Christian	W	71-44
Austin College.....	W	66-46
Austin College.....	W	66-48
Texas.....	L	41-49
Texas.....	L	47-68
Southwestern Kansas.....	W	59-53
Marysville.....	L	58-59
Adams State.....	W	62-40
Southwest Texas.....	W	57-41
Trinity.....	W	63-45
East Texas State.....	W	62-47
Sam Houston State.....	L	49-64
Trinity.....	L	48-55
Southwest Texas.....	L	52-60
Sam Houston State.....	W	88-45
Houston.....	L	59-75

1949-50 - (10-16)

Nov. 29 -- @ Austin College.....	W	65-31
Dec. 2 -- Austin College.....	W	68-43
Dec. 5 -- @ Baylor.....	L	37-5
Dec. 9 -- @ Texas.....	L	51-54
Dec. 10 -- @ Texas.....	L	47-64
Dec. 14 -- West Texas State.....	L	51-54
Dec. 16 -- Central Oklahoma St.....	W	55-48
Dec. 19 -- @ Southwest Texas.....	W	45-39
Dec. 20 -- @ Texas A&M.....	L	33-74
Dec. 27 -- Southwestern Louisiana #.....	W	47-40
Dec. 28 -- Pittsburg State #.....	L	49-63
Dec. 29 -- Washburn State #.....	L	48-61
Dec. 31 -- @ Texas Christian.....	L	43-48
Jan. 5 -- @ Midwestern +.....	L	38-39
Jan. 10 -- Oklahoma City.....	L	42-50
Jan. 13 -- Houston +.....	L	58-66
Jan. 14 -- Stephen F. Austin.....	W	59-54
Jan. 20 -- Trinity +.....	L	64-66
Jan. 21 -- @ Stephen F. Austin.....	L	48-54
Feb. 4 -- Midwestern +.....	W	61-52
Feb. 6 -- @ Houston +.....	L	55-65
Feb. 15 -- Texas Wesleyan.....	W	58-52
Feb. 18 -- @ Oklahoma City.....	L	39-40
Feb. 22 -- Southwest Texas.....	W	48-41
Feb. 24 -- @ Trinity +.....	W	71-60
Feb. 25 -- @ Corpus Christi.....	L	44-53

- Enid (OK) Tournament

+ - Gulf Coast Conference



1950-51 - (12-12)

Nov. 28 -- @ Austin College.....	W	65-50
Dec. 1 -- Texas A&M #	L	35-40
Dec. 5 -- Oklahoma City	W	44-40
Dec. 8 -- @ Baylor.....	L	59-67
Dec. 12 -- Abilene Christian	W	43-40
Dec. 14 -- Baylor.....	W	54-50
Dec. 18 -- Southern Mississippi.....	L	52-57
Dec. 20 -- @ Drake.....	L	41-72
Dec. 21 -- @ Creighton	L	53-63
Dec. 28 -- @ Southern Methodist.....	L	39-47
Dec. 29 -- Texas Christian	L	59-63
Jan. 2 -- @ Oklahoma City	L	43-45
Jan. 5 -- Austin College.....	W	46-43
Jan. 9 -- Trinity +	W	75-58
Jan. 12 -- @ Texas Wesleyan.....	L	64-69
Jan. 15 -- Southwest Texas.....	W	64-60
Jan. 16 -- Southwest Texas.....	W	50-48
Jan. 20 -- @ Houston.....	L	46-54
Feb. 5 -- Texas Wesleyan	W	70-53
Feb. 8 -- @ Midwestern +	L	44-61
Feb. 15 -- Midwestern +	W	48-45
Feb. 19 -- @ Trinity +	W	63-58
Feb. 23 -- Houston.....	W	60-57

NAIA District Tournament

Mar. 3 -- @ Southwest Texas	L	57-79
# - First Game Played in The Snake Pit		
+ - Gulf Coast Conference		

1951-52 - (15-8)

Nov. 30 -- Austin College.....	W	74-65
Dec. 3 -- @ Texas A&M (OT).....	W	46-43
Dec. 7 -- @ Texas	L	56-61
Dec. 8 -- @ Texas	L	50-55
Dec. 11 -- Hardin-Simmons.....	L	55-71
Dec. 14 -- East Texas State.....	W	86-71
Dec. 17 -- East Texas State.....	L	72-76
Dec. 19 -- Southeast Oklahoma.....	W	51-46
Dec. 20 -- Southeast Oklahoma.....	W	67-56
Dec. 29 -- @ Texas-El Paso %.....	L	78-58
Dec. 30 -- New Mexico State %.....	L	54-55
Jan. 7 -- Trinity.....	W	84-65
Jan. 8 -- Trinity.....	W	64-59
Jan. 11 -- Oklahoma City (#18).....	W	51-49
Jan. 14 -- Austin College.....	W	81-54
Jan. 15 -- Oklahoma City.....	L	41-65
Feb. 4 -- Hardin-Simmons	W	76-62
Feb. 7 -- Midwestern +	W	69-67
Feb. 8 -- Midwestern +	L	52-57
Feb. 14 -- Trinity +	W	66-60
Feb. 15 -- Trinity +	W	59-52
Feb. 22 -- Midwestern +	W	66-60
Feb. 23 -- Midwestern +	L	48-50
% - Sun Bowl Tournament		
+ - Gulf Coast Conference		

1952-53 - (18-4)

Dec. 1 -- Austin College	W	74-69
Dec. 4 -- Wayland Baptist %	W	74-71
Dec. 5 -- Texas Tech %	W	80-60
Dec. 8 -- @ Hardin-Simmons	W	57-54
Dec. 12 -- @ Austin College.....	W	77-59
Dec. 16 -- Texas-El Paso	W	72-63
Dec. 18 -- @ Louisiana Tech.....	W	59-50
Dec. 20 -- @ Southern Mississippi.....	L	55-68
Jan. 5 -- Louisiana Tech	W	77-58
Jan. 8 -- Trinity +	W	78-66
Jan. 9 -- Trinity +	W	73-64
Jan. 15 -- Hardin-Simmons.....	W	61-60
Feb. 4 -- @ Trinity +	W	75-68
Feb. 5 -- @ Trinity +	W	76-61
Feb. 11 -- Wayland Baptist	W	74-65
Feb. 13 -- Southern Mississippi	L	75-87
Feb. 14 -- Southern Mississippi	W	77-62
Feb. 19 -- @ Midwestern +	L	62-81
Feb. 20 -- @ Midwestern +	W	72-53
Feb. 25 -- Midwestern +	W	74-68
Feb. 26 -- Midwestern +	W	74-58

NAIA District IV Playoffs

Mar. 3 -- Texas Wesleyan.....	L	80-86
-------------------------------	---	-------

+ - Gulf Coast Conference
% - Wayland Baptist Tournament

1953-54 - (19-9)

Nov. 30 -- Northwestern State.....	W	79-73
Dec. 1 -- Baylor.....	L	65-70
Dec. 4 -- Southeast Oklahoma %	L	62-66
Dec. 5 -- Abilene Christian %	W	82-74
Dec. 8 -- St. Edwards.....	W	63-49
Dec. 11 -- McMurry #	W	86-66
Dec. 12 -- Texas Tech #	L	66-75
Dec. 14 -- Louisiana Tech	W	80-75
Dec. 18 -- Howard Payne.....	W	85-58
Jan. 4 -- Spring Hill ^.....	W	61-59
Jan. 5 -- Southern Mississippi ^.....	L	77-80
Jan. 7 -- Southern Mississippi	L	79-98
Jan. 8 -- Louisiana Tech	L	66-83
Jan. 14 -- Wayland Baptist.....	W	73-62
Jan. 18 -- Trinity+	W	72-39
Jan. 19 -- Trinity+	W	105-56
Jan. 23 -- Oklahoma State.....	L	51-66
Feb. 2 -- Hardin-Simmons	W	76-71
Feb. 5 -- Hardin-Simmons	W	69-57
Feb. 11 -- Trinity +	W	99-67
Feb. 12 -- Trinity +	W	88-50
Feb. 15 -- Southern Mississippi	W	83-60
Feb. 18 -- Midwestern +	W	85-67
Feb. 19 -- Midwestern +	W	77-54
Feb. 24 -- Midwestern +	W	73-65
Feb. 25 -- Midwestern +	L	72-76

NAIA District IV Playoffs

St. Edwards.....	W	55-42
East Texas State.....	L	54-60
% - Wayland Baptist Tournament;		
# - SnyderTournament		
^ - Senior Bowl Tournament		
+ Gulf Coast Conference		

1954-55 - (8-16)

Dec. 1 -- @ West Texas State	L	71-100
Dec. 4 -- Northwest State	L	53-71
Dec. 8 -- Southwest Texas	W	70-60
Dec. 10 -- Centenary ^.....	L	72-85
Dec. 11 -- Howard Payne ^.....	W	79-67
Dec. 15 -- West Texas State	W	56-55
Jan. 3 -- @ Northwestern State.....	L	71-91
Jan. 7 -- Trinity +	W	86-83
Jan. 8 -- Trinity +	W	104-84
Jan. 10 -- @ Austin College	W	93-89
Jan. 15 -- @ Oklahoma State	L	52-79
Jan. 24 -- Southern Mississippi.....	L	72-73
Jan. 27 -- @ Southwest Texas.....	L	67-97
Jan. 28 -- @ Trinity +	L	75-84
Jan. 29 -- @ Trinity +	W	79-65
Feb. 1 -- @ Baylor	L	73-88
Feb. 3 -- Hardin-Simmons.....	L	58-64
Feb. 5 -- Wayland Baptist.....	L	70-74
Feb. 11 -- @ Midwestern +	L	82-118
Feb. 12 -- @ Midwestern +	L	68-114
Feb. 15 -- @ Hardin-Simmons.....	L	69-74
Feb. 21 -- Austin College	W	93-92
Feb. 24 -- Midwestern +	L	59-76
Feb. 25 -- Midwestern+	L	73-85

^ - Snyder Tournament
+ - Gulf Coast Conference

1955-56 - (9-13)

Dec. 1 -- @ Southern Methodist.....	L	67-82
Dec. 3 -- Northwest State	W	81-76
Dec. 6 -- Northeast Louisiana	W	88-85
Dec. 7 -- Lamar	W	80-61
Dec. 10 -- @ Northwestern State	L	63-79
Dec. 12 -- @ Lamar.....	L	67-78
Dec. 15 -- Emporia State.....	W	73-60
Dec. 28 -- Centenary %.....	L	82-94
Dec. 29 -- Louisiana Tech %	W	69-62
Jan. 3 -- @ Hardin-Simmons.....	L	52-61
Jan. 6 -- Austin College.....	W	87-78
Jan. 9 -- @ Southern Mississippi.....	L	54-70
Jan. 10 -- @ Spring Hill	L	62-89
Jan. 14 -- @ Austin College	L	67-69

Jan. 21 -- Hardin-Simmons	W	67-57
Jan. 31 -- Southern Mississippi.....	W	70-62
Feb. 6 -- Midwestern +	L	72-78
Feb. 9 -- @ Trinity +	L	76-79
Feb. 13 -- Abilene Christian +	L	76-78
Feb. 16 -- @ Abilene Christian +	L	62-64
Feb. 20 -- Trinity +	W	101-55
Feb. 23 -- @ Midwestern +	L	82-86
% - Louisiana Invitational		
+ - Gulf Coast Conference		

1956-57 - (3-20)

Dec. 3 -- @ Texas	L	68-103
Dec. 4 -- Southwest Texas	L	56-81
Dec. 8 -- Lamar	L	55-68
Dec. 10 -- @ Baylor.....	L	58-71
Dec. 13 -- Centenary.....	L	74-96
Dec. 15 -- Southwest Texas	L	48-62
Dec. 18 -- @ Pittsburg State.....	L	60-71
Dec. 20 -- @ Emporia State	L	58-81
Dec. 28 -- @ West Texas State	L	62-75
Dec. 29 -- Texas-El Paso ^.....	L	69-87
Jan. 2 -- @ Northwestern State	L	59-60
Jan. 3 -- @ Lamar	L	62-78
Jan. 7 -- Howard Payne.....	W	72-71
Jan. 11 -- @ Centenary.....	L	63-100
Jan. 26 -- Northwest State	L	81-86
Jan. 31 -- @ Hardin-Simmons.....	L	67-86
Feb. 5 -- @ Midwestern +	L	57-71
Feb. 8 -- Trinity +	W	84-80
Feb. 12 -- Abilene Christian +	L	61-83
Feb. 15 -- @ Trinity +	W	81-76
Feb. 19 -- Midwestern +	L	52-59
Feb. 22 -- @ Abilene Christian +	L	68-87
Feb. 26 -- Hardin-Simmons +	L	62-84
^ - Game played in Canyon		
+ - Gulf Coast Conference		

1957-58 - (3-18)

Dec. 2 -- McMurry.....	L	69-78
Dec. 6 -- Texas Wesleyan	W	75-61
Dec. 10 -- @ Hardin-Simmons	L	51-70
Dec. 14 -- Pittsburg State.....	L	62-77
Dec. 17 -- @ Houston *	L	69-76
Dec. 20 -- Cincinnati *	L	52-94
Dec. 30 -- @ Drake *	L	53-73
Jan. 4 -- Bradley *	L	53-73
Jan. 8 -- Wichita State *	L	54-80
Jan. 11 -- @ Cincinnati *	L	57-127
Jan. 13 -- @ Bradley *	L	58-85
Jan. 25 -- Oklahoma State.....	L	44-66
Jan. 27 -- Tulsa *	W	59-57
Feb. 1 -- Drake *	L	71-81
Feb. 3 -- St. Louis*	L	67-98
Feb. 7 -- Hardin-Simmons.....	W	60-58
Feb. 12 -- Houston*	L	70-73
Feb. 15 -- @ St. Louis*	L	60-89
Feb. 17 -- @ Tulsa *	L	49-81
Feb. 22 -- @ Wichita State *	L	54-64
Feb. 24 -- @ Oklahoma State.....	L	52-63

* - Missouri Valley Conference



RECORDS

↳ all-time results

1958-59 - (6-18)

Dec. 1 -- Oklahoma Baptist.....	W	71-66
Dec. 6 -- McMurry.....	W	113-88
Dec. 9 -- @ Hardin-Simmons.....	L	72-83
Dec. 13 -- @ Oklahoma City.....	L	63-78
Dec. 16 -- Oklahoma City.....	L	56-70
Dec. 19 -- @ Texas.....	L	54-76
Dec. 29 -- Northwestern State #.....	L	65-72
Dec. 30 -- William & Mary #.....	L	77-82
Dec. 31 -- Spring Hill #.....	W	87-79
Jan. 3 -- Tulsa *.....	W	55-54
Jan. 5 -- Wichita State *.....	L	78-60
Jan. 10 -- Bradley *.....	L	58-79
Jan. 12 -- Cincinnati * (OT).....	L	56-64
Jan. 26 -- @ Houston *.....	L	58-88
Jan. 31 -- @ Drake *.....	L	66-74
Feb. 2 -- @ St. Louis *.....	L	57-98
Feb. 5 -- Hardin-Simmons.....	W	73-72
Feb. 9 -- Houston *.....	W	62-56
Feb. 14 -- @ Wichita State *.....	L	62-87
Feb. 16 -- @ Tulsa *.....	L	60-78
Feb. 21 -- Drake * (OT).....	L	70-77
Feb. 23 -- St. Louis *.....	L	58-70
Feb. 28 -- @ Bradley *.....	L	58-80
Mar. 2 -- @ Cincinnati *.....	L	64-95

- Gulf South Classic
* - Missouri Valley Conference

↳ The Charlie Johnson Era 36-114 Career

1959-60 - (7-19)

Dec. 1 -- West Texas State.....	W	78-72
Dec. 5 -- @ Memphis State.....	L	58-90
Dec. 7 -- @ Murray State.....	L	69-82
Dec. 10 -- Hardin-Simmons.....	W	92-89
Dec. 14 -- @ Houston *.....	L	59-88
Dec. 15 -- Oklahoma City.....	L	64-78
Dec. 18 -- @ West Texas State.....	W	78-69
Dec. 28 -- Southern Mississippi # (OT).....	L	83-89
Dec. 29 -- Stetson #.....	W	85-69
Jan. 4 -- Wichita State *.....	L	64-92
Jan. 7 -- @ Drake *.....	L	73-85
Jan. 9 -- @ St. Louis *.....	L	65-95
Jan. 12 -- McMurry.....	W	90-83
Jan. 25 -- @ Hardin-Simmons (OT).....	L	96-98
Jan. 26 -- @ McMurry (OT).....	W	95-88
Jan. 30 -- @ Tulsa *.....	L	73-79
Feb. 1 -- @ Wichita State *.....	W	84-78
Feb. 3 -- Texas.....	L	78-89
Feb. 6 -- @ Bradley *.....	L	61-101
Feb. 8 -- @ Cincinnati *.....	L	74-123
Feb. 11 -- Tulsa *.....	L	57-58
Feb. 15 -- Houston *.....	L	64-86
Feb. 20 -- Bradley *.....	L	39-69
Feb. 22 -- Cincinnati *.....	L	54-85
Feb. 27 -- Drake *.....	L	50-78
Feb. 29 -- St. Louis *.....	L	63-85

- Southwestern Louisiana Tournament
* - Missouri Valley Conference

1960-61 - (2-22)

Dec. 1 -- Houston.....	L	53-73
Dec. 3 -- @ Hardin-Simmons.....	L	74-82
Dec. 8 -- @ Arkansas.....	L	80-94
Dec. 10 -- @ Memphis State.....	L	56-102
Dec. 17 -- West Texas State.....	W	89-69
Dec. 19 -- Hardin-Simmons.....	L	63-71
Dec. 29 -- Southern Mississippi #.....	L	69-94
Dec. 30 -- Davidson #.....	L	59-72
Jan. 5 -- @ Drake *.....	L	73-108
Jan. 7 -- @ Cincinnati *.....	L	34-83
Jan. 12 -- St. Louis *.....	L	40-60
Jan. 14 -- Bradley *.....	L	72-110
Jan. 24 -- @ West Texas State.....	L	81-84
Jan. 30 -- @ Oklahoma City.....	L	64-88
Feb. 2 -- @ Wichita State *.....	L	58-104
Feb. 4 -- @ Tulsa *.....	L	65-99
Feb. 9 -- @ Houston.....	L	57-86
Feb. 13 -- Oklahoma City.....	L	70-93

Feb. 16 -- @ St. Louis *.....	L	57-86
Feb. 18 -- @ Bradley *.....	L	70-105
Feb. 23 -- Drake *.....	L	63-83
Feb. 25 -- Cincinnati *.....	L	43-73
Mar. 2 -- Tulsa *.....	W	58-55
Mar. 4 -- Wichita State *.....	L	75-91

- Laurel Invitational Tournament
* - Missouri Valley Conference

1961-62 - (3-23)

Dec. 1 -- Lamar.....	L	50-70
Dec. 3 -- @ Hardin-Simmons.....	W	82-76
Dec. 8 -- Arkansas.....	L	61-68
Dec. 11 -- @ Lamar (OT).....	L	70-78
Dec. 14 -- @ Oklahoma City.....	L	84-91
Dec. 16 -- @ Air Force.....	L	66-74
Dec. 18 -- Loyola (New Orleans).....	L	54-60
Dec. 20 -- Hardin-Simmons.....	W	89-56
Dec. 29 -- @ West Texas State.....	L	80-85
Dec. 30 -- @ Abilene Christian.....	L	78-92
Jan. 3 -- Houston.....	L	44-57
Jan. 11 -- St. Louis *.....	L	60-79
Jan. 13 -- Drake *.....	L	66-71
Jan. 25 -- @ Cincinnati *.....	L	61-89
Jan. 27 -- @ Bradley *.....	L	70-84
Feb. 1 -- Tulsa *.....	L	61-76
Feb. 3 -- Cincinnati *.....	L	50-77
Feb. 6 -- Wichita State *.....	L	75-105
Feb. 8 -- Bradley *.....	L	61-91
Feb. 10 -- @ Houston.....	L	75-105
Feb. 15 -- @ St. Louis *.....	L	65-86
Feb. 17 -- @ Drake *.....	L	73-102
Feb. 20 -- Abilene Christian.....	W	74-67
Feb. 24 -- @ Tulsa *.....	L	49-60
Feb. 26 -- Oklahoma City.....	L	68-72
Mar. 1 -- @ Wichita State *.....	L	69-110

* - Missouri Valley Conference Game

1962-63 - (10-14)

Dec. 1 -- West Texas State.....	W	77-56
Dec. 4 -- Hardin-Simmons.....	W	71-65
Dec. 8 -- Abilene Christian.....	W	86-47
Dec. 13 -- @ Houston.....	L	69-76
Dec. 15 -- @ Loyola (New Orleans) (OT).....	L	66-77
Dec. 18 -- Oklahoma City.....	L	63-79
Dec. 21 -- San Francisco State #.....	W	71-62
Dec. 22 -- Gonzaga #.....	L	75-86
Jan. 3 -- @ St. Louis *.....	L	59-71
Jan. 5 -- @ Bradley *.....	L	68-95
Jan. 10 -- Cincinnati *.....	L	58-75
Jan. 12 -- Air Force.....	W	37-36
Jan. 25 -- @ Wichita State *.....	W	69-67
Feb. 2 -- Houston.....	L	62-68
Feb. 4 -- @ Hardin-Simmons.....	W	85-75
Feb. 7 -- Tulsa *.....	W	65-60
Feb. 9 -- Drake *.....	W	65-60
Feb. 11 -- @ Oklahoma City.....	L	69-82
Feb. 14 -- St. Louis *.....	W	64-62
Feb. 16 -- Bradley *.....	L	72-75
Feb. 19 -- @ Drake *.....	L	64-65
Feb. 21 -- @ Cincinnati *.....	L	61-94
Feb. 28 -- Wichita State *.....	L	73-89
Mar. 2 -- @ Tulsa *.....	L	71-86

- Eastern Montana Tournament
* - Missouri Valley Conference

1963-64 - (7-17)

Nov. 30 -- @ Texas-El Paso.....	L	55-87
Dec. 2 -- @ West Texas State.....	W	88-78
Dec. 7 -- Trinity.....	W	88-64
Dec. 10 -- Houston.....	L	56-58
Dec. 14 -- @ Arkansas State.....	L	63-64
Dec. 16 -- @ Loyola (New Orleans).....	L	51-66
Dec. 19 -- William Jewell.....	W	81-68
Dec. 23 -- @ Howard Payne.....	W	83-70
Jan. 2 -- @ Bradley *.....	L	78-100
Jan. 4 -- @ St. Louis *.....	L	65-84
Jan. 9 -- @ Tulsa *.....	L	72-91
Jan. 11 -- Oklahoma City.....	W	77-74
Jan. 18 -- Wichita State (TV) *.....	L	70-86
Jan. 20 -- @ Houston.....	W	66-65

Feb. 1 -- St. Louis *.....	L	55-57
Feb. 6 -- Tulsa *.....	W	68-65
Feb. 8 -- Cincinnati *.....	L	68-78
Feb. 13 -- Drake *.....	L	50-53
Feb. 15 -- Bradley *.....	L	79-87
Feb. 20 -- @ Drake *.....	L	71-77
Feb. 22 -- @ Oklahoma City.....	L	88-125
Feb. 26 -- Texas-El Paso.....	L	56-62
Feb. 29 -- @ Cincinnati *.....	L	91-104
Mar. 2 -- @ Wichita State *.....	L	83-90

* - Missouri Valley Conference

1964-65 - (7-19)

Dec. 3 -- Hardin-Simmons.....	L	65-87
Dec. 5 -- @ Trinity.....	W	105-84
Dec. 7 -- Oklahoma City.....	L	73-81
Dec. 9 -- Houston.....	W	60-48
Dec. 12 -- Arkansas.....	W	70-54
Dec. 14 -- Loyola (New Orleans).....	W	74-61
Dec. 16 -- Baylor.....	L	81-86
Dec. 18 -- Howard Payne.....	W	68-63
Dec. 28 -- Hardin-Simmons ^.....	L	73-78
Dec. 29 -- @ West Texas State.....	W	75-70
Jan. 2 -- @ Wichita State *.....	L	88-107
Jan. 9 -- Bradley *.....	L	64-81
Jan. 11 -- Louisville *.....	L	68-70
Jan. 13 -- Tulsa *.....	L	57-63
Jan. 16 -- @ Houston.....	L	83-117
Jan. 30 -- @ Drake *.....	L	71-88
Feb. 4 -- @ Cincinnati *.....	L	53-80
Feb. 6 -- @ Louisville *.....	L	72-98
Feb. 11 -- St. Louis *.....	L	60-83
Feb. 13 -- Drake *.....	L	58-66
Feb. 18 -- Cincinnati *.....	W	54-53
Feb. 20 -- Wichita State *.....	L	67-69
Feb. 23 -- @ Oklahoma City.....	L	79-93
Feb. 25 -- @ Tulsa *.....	L	77-87
Mar. 2 -- @ Bradley *.....	L	77-102
Mar. 4 -- @ St. Louis *.....	L	73-90

* - Missouri Valley Conference
^ - Game played in Canyon, Texas

↳ The Dan Spika Era 58-69 Career

1965-66 - (5-20)

Dec. 1 -- Howard Payne.....	W	84-72
Dec. 4 -- Trinity.....	W	78-74
Dec. 7 -- @ Baylor.....	W	75-60
Dec. 11 -- @ West Texas State.....	W	73-71
Dec. 13 -- @ Hardin-Simmons.....	L	69-76
Dec. 15 -- West Texas State.....	W	65-59
Dec. 18 -- @ Memphis State.....	L	67-69
Dec. 20 -- Oklahoma City.....	L	90-96
Dec. 28 -- @ Howard Payne.....	L	53-76
Jan. 3 -- @ South Dakota State.....	L	81-88
Jan. 6 -- Cincinnati *.....	L	57-62
Jan. 8 -- Louisville *.....	L	58-70
Jan. 11 -- @ Oklahoma City.....	L	77-92
Jan. 13 -- @ Tulsa *.....	L	60-62
Jan. 29 -- @ Drake *.....	L	68-78
Jan. 31 -- @ Wichita State *.....	L	70-111
Feb. 5 -- Drake (TV) *.....	L	55-67
Feb. 7 -- Tulsa *.....	L	75-81
Feb. 10 -- Bradley *.....	L	90-102
Feb. 12 -- St. Louis (TV) *.....	L	92-94
Feb. 17 -- @ Cincinnati *.....	L	63-88
Feb. 19 -- @ Louisville *.....	L	93-105
Feb. 24 -- @ Bradley *.....	L	91-102
Feb. 26 -- @ St. Louis *.....	L	67-98
Mar. 3 -- Wichita State *.....	L	79-112

* - Missouri Valley Conference



1966-67 - (12-13)

Dec. 1 -- SW Louisiana.....	W	77-67
Dec. 3 -- @ Trinity.....	L	69-80
Dec. 6 -- South Dakota State.....	W	91-62
Dec. 10 -- Oklahoma City.....	W	75-69
Dec. 12 -- Memphis State.....	L	57-65
Dec. 15 -- @ Texas A&M.....	W	72-69
Dec. 17 -- @ Oklahoma.....	W	86-68
Dec. 22 -- Northeast Missouri St.....	W	80-54
Dec. 28 -- Macalester.....	W	94-59
Dec. 30 -- @ Creighton *.....	L	70-73
Jan. 5 -- @ Louisville *.....	L	66-86
Jan. 7 -- @ Cincinnati * (2OT).....	L	71-74
Jan. 9 -- Wichita State *.....	W	80-68
Jan. 12 -- @ Tulsa *.....	L	59-65
Jan. 28 -- Drake *.....	W	79-77
Jan. 31 -- Hawaii.....	W	89-64
Feb. 2 -- Tulsa *.....	L	62-65
Feb. 4 -- @ Drake*.....	L	75-94
Feb. 8 -- St. Louis *.....	W	77-73
Feb. 11 -- @ Bradley *.....	L	69-79
Feb. 16 -- Louisville *.....	L	61-68
Feb. 18 -- Cincinnati *.....	W	67-66
Feb. 23 -- @ St. Louis *.....	L	68-73
Feb. 25 -- Bradley * (OT).....	L	78-79
Mar. 2 -- @ Wichita State *.....	L	73-74

* - Missouri Valley Conference

1967-68 - (8-18)

Dec. 1 -- @ SW Louisiana.....	L	61-62
Dec. 4 -- @ Oklahoma City.....	L	78-97
Dec. 9 -- Creighton.....	W	82-63
Dec. 12 -- Pacific.....	L	61-63
Dec. 13 -- Texas A&M.....	W	71-65
Dec. 16 -- Centenary.....	W	85-71
Dec. 22 -- @ UNLV.....	L	80-99
Dec. 23 -- @ Arizona.....	W	65-62
Dec. 28 -- Northwestern State #.....	W	83-66
Dec. 29 -- Houston #.....	L	43-45
Jan. 4 -- Cincinnati *.....	L	53-61
Jan. 6 -- Louisville *.....	L	52-66
Jan. 9 -- @ Wichita State *.....	L	63-81
Jan. 13 -- @ Tulsa *.....	L	58-61
Jan. 27 -- @ Drake *.....	L	48-57
Feb. 1 -- Tulsa *.....	L	57-70
Feb. 3 -- Drake (TV) *.....	L	67-77
Feb. 5 -- Memphis State *.....	L	65-67
Feb. 10 -- Bradley (TV) * (OT).....	L	87-95
Feb. 13 -- @ Louisville *.....	L	72-81
Feb. 15 -- @ Cincinnati *.....	L	61-73
Feb. 21 -- St. Louis *.....	W	65-64
Feb. 24 -- @ Bradley *.....	L	78-80
Feb. 28 -- @ St. Louis *.....	L	71-74
Mar. 2 -- Wichita State *.....	W	91-79
Mar. 5 -- @ Memphis State * (OT).....	W	63-62

- Rainbow Classic
* - Missouri Valley Conference

1968-69 - (15-10)

Nov. 30 -- Northwestern State.....	W	114-84
Dec. 2 -- @ Indiana State.....	W	105-82
Dec. 5 -- Samford.....	W	86-51
Dec. 7 -- Texas Wesleyan.....	W	94-70
Dec. 11 -- @ Centenary.....	W	78-73
Dec. 14 -- Arkansas-Little Rock.....	W	120-83
Dec. 17 -- @ Denver.....	W	94-76
Dec. 19 -- @ Pacific.....	L	75-100
Dec. 20 -- @ Santa Clara.....	L	31-46
Dec. 28 -- @ Cincinnati *.....	L	62-74
Dec. 30 -- @ Louisville *.....	L	73-86
Jan. 4 -- Memphis State (TV) *.....	W	96-69
Jan. 9 -- Bradley *.....	W	106-92
Jan. 11 -- St. Louis (TV) *.....	W	99-84
Jan. 25 -- @ Wichita State *.....	L	89-97
Jan. 27 -- @ Tulsa *.....	L	94-104
Jan. 30 -- Drake (TV) *.....	W	118-99
Feb. 3 -- @ Memphis State *.....	W	89-70
Feb. 6 -- Cincinnati *.....	W	94-74
Feb. 8 -- Louisville (TV) *.....	L	75-78
Feb. 11 -- @ Drake *.....	L	67-91
Feb. 18 -- @ St. Louis (OT) *.....	L	93-94

Feb. 22 -- @ Bradley (TV) *.....	L	77-95
Feb. 25 -- Wichita State *.....	W	102-100
Mar. 1 -- Tulsa *.....	W	89-84

* - Missouri Valley Conference

1969-70 - (18-8)

Dec. 1 -- @ Northwestern State.....	W	96-90
Dec. 5 -- @ Colorado State.....	L	60-82
Dec. 6 -- @ Wyoming.....	L	82-94
Dec. 9 -- Stetson.....	W	85-75
Dec. 13 -- @ Marquette.....	L	60-83
Dec. 16 -- Cincinnati.....	W	89-71
Dec. 18 -- Arizona.....	W	98-88
Dec. 22 -- UNLV.....	W	98-91
Dec. 27 -- Southern Colorado.....	W	96-74
Dec. 29 -- Arkansas Tech.....	W	126-76
Jan. 3 -- @ Memphis State*.....	W	86-77
Jan. 8 -- @ Bradley *.....	L	86-91
Jan. 10 -- @ St. Louis *.....	W	67-62
Jan. 24 -- Wichita State *.....	W	81-77
Jan. 27 -- Tulsa *.....	W	93-77
Jan. 29 -- @ Drake *.....	L	84-95
Feb. 5 -- @ Cincinnati *.....	L	69-84
Feb. 7 -- @ Louisville *.....	L	60-71
Feb. 10 -- Drake *.....	W	93-81
Feb. 14 -- Memphis State *.....	W	82-70
Feb. 17 -- Bethel.....	W	84-65
Feb. 21 -- Bradley (TV) *.....	W	83-75
Feb. 25 -- St. Louis *.....	W	86-82
Feb. 28 -- @ Tulsa *.....	L	80-97
Mar. 2 -- @ Louisville *.....	W	98-80
Mar. 5 -- @ Wichita State *.....	W	84-79

* - Missouri Valley Conference

1970-71 - (10-15)

Dec. 1 -- Bethel (TN).....	W	80-69
Dec. 5 -- St. Leo.....	L	47-53
Dec. 8 -- @ Indiana State.....	W	79-72
Dec. 10 -- @ Purdue.....	L	63-90
Dec. 12 -- @ Centenary.....	W	55-54
Dec. 23 -- Marquette %.....	L	57-67
Dec. 29 -- Colorado State.....	L	68-74
Jan. 2 -- @ Memphis State *.....	L	57-69
Jan. 7 -- Louisville *.....	L	72-90
Jan. 9 -- Bradley (TV) *.....	W	84-80
Jan. 11 -- @ Nicholls State.....	W	95-76
Jan. 12 -- @ Southern Mississippi.....	W	96-84
Jan. 19 -- Oklahoma Christian.....	W	80-79
Jan. 23 -- Wichita State *.....	W	81-75
Jan. 28 -- @ Drake *.....	L	66-90
Feb. 4 -- @ St. Louis*.....	L	58-88
Feb. 6 -- @ Wichita State (TV) *.....	L	81-84
Feb. 11 -- @ Tulsa *.....	L	84-89
Feb. 13 -- Memphis State *.....	L	66-71
Feb. 18 -- St. Louis *.....	L	61-65
Feb. 20 -- @ Bradley *.....	L	88-76
Feb. 22 -- @ Northeast Louisiana.....	L	88-89
Feb. 27 -- @ Louisville *.....	W	79-73
Mar. 2 -- Drake *.....	L	60-65
Mar. 4 -- Tulsa *.....	L	76-84

% - Game played at Loos Fieldhouse, Dallas
* - Missouri Valley Conference

↳ The Gene Robbins Era 36-67 Career

1971-72 - (8-18)

Dec. 1 -- Nicholls State.....	L	71-72
Dec. 4 -- Southern Mississippi.....	W	81-62
Dec. 6 -- Centenary.....	W	69-60
Dec. 9 -- Denver.....	W	72-68
Dec. 11 -- Wyoming.....	W	94-76
Dec. 27 -- Oklahoma City #.....	L	79-85
Dec. 28 -- Indiana State #.....	W	68-59
Dec. 29 -- Jacksonville #.....	L	82-95
Jan. 6 -- @ West Texas State.....	L	69-79
Jan. 8 -- @ Bradley.....	L	72-90
Jan. 13 -- Northeast Louisiana.....	W	98-56
Jan. 15 -- Drake (TV) *.....	L	55-64
Jan. 19 -- Wichita State.....	W	74-63

Jan. 22 -- @ Memphis State (TV) *.....	L	60-91
Jan. 24 -- @ Louisville *.....	L	72-95
Jan. 27 -- @ Drake *.....	L	70-76
Feb. 3 -- @ Creighton *.....	L	49-58
Feb. 10 -- Tulsa *.....	L	69-75
Feb. 12 -- Memphis State *.....	L	80-87
Feb. 16 -- @ St. Louis *.....	L	75-88
Feb. 19 -- Bradley *.....	L	54-71
Feb. 21 -- St. Louis *.....	L	69-76
Feb. 29 -- Louisville *.....	L	85-90
Mar. 2 -- West Texas State *.....	L	70-72
Mar. 4 -- @ Tulsa *.....	L	86-89
Mar. 6 -- @ Wichita State *.....	L	66-81

- All-College Tournament (Oklahoma City)
* - Missouri Valley Conference

1972-73 - (9-16)

Nov. 24 -- @ Nebraska.....	L	46-64
Nov. 28 -- Cal State Fullerton.....	L	63-56
Dec. 1 -- @ Long Beach State.....	L	63-90
Dec. 2 -- @ Arizona State.....	L	66-75
Dec. 7 -- Georgia State.....	W	84-58
Dec. 11 -- @ Kansas State.....	L	62-76
Dec. 28 -- Mississippi State#.....	L	65-66
Dec. 19 -- @ Northeast Louisiana #.....	L	82-95
Jan. 4 -- @ Louisville *.....	L	69-76
Jan. 6 -- @ Texas Christian.....	L	67-53
Jan. 11 -- Wichita State *.....	L	69-73
Jan. 13 -- @ Tulsa *.....	L	76-106
Jan. 18 -- @ Drake *.....	L	72-79
Jan. 20 -- @ Bradley *.....	L	74-87
Jan. 25 -- West Texas State *.....	W	81-79
Jan. 27 -- Louisville *.....	W	78-64
Feb. 5 -- @ West Texas State *.....	W	55-53
Feb. 10 -- New Mexico St. (TV) *.....	W	64-63
Feb. 15 -- Tulsa *.....	L	77-100
Feb. 17 -- @ Wichita State *.....	L	71-73
Feb. 22 -- Memphis State *.....	L	88-93
Feb. 24 -- St. Louis *.....	L	64-66
Feb. 28 -- Corpus Christi.....	W	83-77
Mar. 2 -- @ Creighton *.....	L	72-69
Mar. 5 -- New Mexico State *.....	L	75-88

- NE Louisiana Tournament
* - Missouri Valley Conference

1973-74 - (13-13)

Nov. 30 -- @ Tennessee.....	L	71-80
Dec. 4 -- Texas Christian #.....	W	109-93
Dec. 8 -- Wayland Baptist.....	W	107-73
Dec. 20 -- Fresno State.....	L	95-96
Dec. 22 -- Fullerton State.....	W	70-63
Dec. 27 -- St. Francis \$.....	L	81-85
Dec. 28 -- Boston University \$.....	L	84-88
Jan. 5 -- Bradley (TV) *.....	L	71-95
Jan. 7 -- Samford.....	W	102-83
Jan. 9 -- @ Southern Methodist.....	W	79-76
Jan. 12 -- @ West Texas State *.....	L	65-67
Jan. 14 -- Chicago State.....	W	103-91
Jan. 16 -- Texas-Arlington.....	W	93-82
Jan. 19 -- Tulsa *.....	L	89-90
Jan. 22 -- @ Wichita State *.....	L	76-83
Jan. 26 -- @ St. Louis *.....	L	88-89
Jan. 31 -- @ Louisville *.....	L	81-97
Feb. 2 -- @ Memphis State *.....	L	62-65
Feb. 7 -- Drake *.....	L	104-85
Feb. 9 -- Memphis State *.....	W	83-77
Feb. 11 -- Georgia Southern.....	W	88-87
Feb. 14 -- @ New Mexico State *.....	W	83-74
Feb. 16 -- West Texas State *.....	W	87-68
Feb. 23 -- @ Tulsa (TV) *.....	L	75-87
Feb. 28 -- New Mexico State *.....	L	69-95
Mar. 2 -- Wichita State *.....	W	89-83

\$ - First Game at The Super Pit
\$ - Claxton Classic (Savannah, GA)
* - Missouri Valley Conference



RECORDS

↳ all-time results

1974-75 - (6-20)

Nov. 30 -- Texas-Arlington	W	89-85
Dec. 3 -- Southern Methodist	L	87-89
Dec. 6 -- Texas-El Paso #	L	49-52
Dec. 7 -- Santa Clara #	W	77-69
Dec. 10 -- Nebraska	L	56-69
Dec. 21 -- Wayland Baptist	W	75-66
Dec. 26 -- Niagara ^	W	83-72
Dec. 27 -- Centenary ^	L	78-80
Dec. 28 -- UNC-Charlotte ^	L	69-86
Jan. 11 -- @ West Texas State*	W	84-78
Jan. 14 -- Bradley*	W	69-64
Jan. 18 -- @ New Mexico State*	L	68-85
Jan. 23 -- Drake*	L	76-83
Jan. 25 -- @ Memphis State*	L	92-103
Jan. 30 -- @ St. Louis*	L	82-93
Feb. 1 -- @ Louisville*	L	67-112
Feb. 4 -- West Texas State*	L	53-62
Feb. 6 -- Tulsa*	L	81-84
Feb. 8 -- @ Bradley*	L	82-95
Feb. 13 -- @ Wichita State*	L	72-87
Feb. 15 -- New Mexico State*	L	59-73
Feb. 20 -- St. Louis*	L	66-83
Feb. 22 -- Wichita State*	W	86-80
Feb. 25 -- @ Drake*	L	66-90
Mar. 1 -- @Tulsa*	L	97-100

- Creighton Tournament

^ - All-College Tournament (Oklahoma City, OK)

* - Missouri Valley Conference

↳ The Bill Blakeley Era

1975-76 - (22-4)

Dec. 1 -- Texas A&I	W	125-86
Dec. 3 -- Tarleton State	W	108-81
Dec. 6 -- Sam Houston State	W	117-92
Dec. 9 -- @ Baylor	W	87-86
Dec. 12 -- @ Creighton ^	W	75-71
Dec. 13 -- Southern Illinois ^	W	86-80
Dec. 27 -- Utah State #	L	87-105
Dec. 28 -- Bowling Green #	W	80-76
Dec. 29 -- Oklahoma City #	W	90-89
Jan. 8 -- @ SW Louisiana	W	77-75
Jan. 12 -- Arizona State	W	89-86
Jan. 14 -- Texas-Arlington	W	110-101
Jan. 17 -- @ Bradley	L	97-108
Jan. 20 -- @ Southern Methodist	W	96-88
Jan. 24 -- Va. Commonwealth	W	89-72
Jan. 26 -- Austin College	W	109-75
Jan. 28 -- Wisconsin-Parkside	W	93-88
Jan. 31 -- New Orleans %	W	91-83
Feb. 5 -- @ Memphis State %	L	93-111
Feb. 9 -- SW Louisiana %	W	107-80
Feb. 14 -- Trinity %	W	113-66
Feb. 16 -- @ West Texas State	L	87-96
Feb. 21 -- @ New Orleans	W	105-96
Feb. 23 -- @ Samford	W	90-82
Feb. 28 -- Bradley	W	108-88
Mar. 1 -- West Texas State	W	88-69

^ - Creighton Classic

- All-College Tournament (Oklahoma City, OK)

% - North Texas ranked No. 20 in AP Poll

1976-77 - (21-6)

Nov. 29 -- Centenary	W	76-69
Dec. 3 -- St. Louis #	W	62-60
Dec. 4 -- @ Missouri #	L	84-97
Dec. 6 -- Kansas State	W	87-83
Dec. 8 -- Baylor	W	97-83
Dec. 11 -- @ Texas Christian	W	85-81
Dec. 21 -- @ Tulsa	W	110-103
Dec. 29 -- @ West Texas State	W	85-83
Jan. 3 -- @ San Diego State	W	108-100
Jan. 5 -- @ Fresno State	W	88-81
Jan. 12 -- @ Texas-Arlington	W	105-101
Jan. 17 -- Arkansas State	W	78-76
Jan. 19 -- @ Pan American	L	74-86
Jan. 22 -- Southern Methodist	W	103-99
Jan. 27 -- Texas-Arlington	W	91-84
Jan. 29 -- Portland State	L	90-91

Jan. 31 -- Samford	W	90-72
Feb. 3 -- @ Houston Baptist	W	96-80
Feb. 5 -- Lamar	W	99-90
Feb. 7 -- Northwestern State	W	99-72
Feb. 10 -- @ Creighton	L	83-101
Feb. 12 -- @ Oral Roberts	L	90-113
Feb. 17 -- North Carolina A&T	W	110-80
Feb. 19 -- @ Lamar	W	91-82
Feb. 23 -- @ Centenary	W	107-104
Feb. 26 -- Creighton	W	108-105
Mar. 2 -- Pan American	L	72-86

- Show Me Classic (University of Missouri)

1977-78 - (22-6)

Nov. 26 -- Central Oklahoma	W	76-69
Nov. 29 -- St. Mary's	W	72-62
Dec. 3 -- @ Baylor	L	74-104
Dec. 5 -- McMurry	W	85-71
Dec. 8 -- West Texas State	W	100-85
Dec. 10 -- Texas Christian	W	74-46
Dec. 14 -- Long Beach State	W	96-91
Dec. 16 -- Rice %	W	80-66
Dec. 17 -- @ Houston %	L	94-137
Dec. 22 -- @ Kansas State	L	71-89
Jan. 3 -- @ Syracuse	L	84-94
Jan. 7 -- @ Arkansas State	W	80-70
Jan. 9 -- @ Centenary	L	70-79
Jan. 14 -- @ Oral Roberts	L	73-80
Jan. 18 -- Lamar (OT)	W	102-97
Jan. 21 -- Texas-Arlington	W	105-74
Jan. 24 -- @ Pepperdine	W	93-77
Jan. 27 -- @ Hawaii	W	87-77
Jan. 28 -- @ Hawaii	W	98-80
Feb. 4 -- Hardin-Simmons	W	91-82
Feb. 6 -- Centenary (OT)	W	101-96
Feb. 9 -- @ Texas-Arlington	W	86-70
Feb. 13 -- @ Lamar	W	90-89
Feb. 14 -- Roosevelt	W	107-55
Feb. 18 -- Oral Roberts	W	61-59
Feb. 20 -- @ Hardin-Simmons	W	80-74
Feb. 25 -- Houston Baptist	W	81-62
Mar. 1 -- Arkansas State	W	64-56

% - Bluebonnet Classic (Houston, TX)

1978-79 - (11-16)

Nov. 24 -- Fairfield <	L	85-96
Nov. 25 -- Tennessee Tech <	W	85-83
Nov. 30 -- Tulsa	L	80-87
Dec. 4 -- Baylor	L	102-109
Dec. 6 -- @ Southern Methodist	L	91-92
Dec. 9 -- @ Texas Christian	W	83-79
Dec. 13 -- @ West Texas State	L	78-79
Dec. 16 -- Lamar	W	95-89
Dec. 18 -- Louisiana Tech	L	65-75
Dec. 29 -- @ Marquette +	L	69-84
Dec. 30 -- St. Bonaventure +	L	67-83
Jan. 4 -- @ Arkansas	L	71-96
Jan. 8 -- @ Illinois State	L	80-98
Jan. 13 -- @ Lamar	L	91-122
Jan. 15 -- Centenary	L	88-91
Jan. 20 -- Oral Roberts	W	82-58
Jan. 22 -- @ Centenary	W	90-83
Jan. 25 -- @ Texas-Arlington	L	78-83
Jan. 27 -- @ Houston Baptist	W	73-64
Feb. 1 -- Hardin-Simmons	L	68-69
Feb. 5 -- Portland State	W	102-78
Feb. 8 -- Texas-Arlington	W	104-89
Feb. 10 -- Pan American	L	72-81
Feb. 17 -- @ Hardin-Simmons	W	83-79
Feb. 22 -- Illinois State	W	90-87
Feb. 24 -- Central Oklahoma	W	84-74
Feb. 26 -- @ Pan American	L	82-88

< - New Orleans Classic

+ - Milwaukee Classic

% - Game played in Little Rock, AR

1979-80 - (13-14)

Dec. 1 -- St. Mary's	L	77-83
Dec. 3 -- Southwestern	W	66-65
Dec. 5 -- @ Texas Tech	L	68-103
Dec. 8 -- Texas Christian	W	84-79

Dec. 15 -- Pepperdine	L	75-77
Dec. 21 -- Texas A&M ^	L	56-97
Dec. 22 -- Montana ^	W	69-60
Dec. 26 -- San Jose State #	W	72-61
Dec. 27 -- Louisiana Tech #	L	74-82
Dec. 28 -- Wyoming #	L	59-79
Jan. 3 -- @ Pan American	L	73-75
Jan. 10 -- @ Hardin-Simmons	W	94-74
Jan. 12 -- @ Texas-Arlington (2OT)	L	97-99
Jan. 14 -- West Texas State (OT)	W	98-97
Jan. 17 -- Texas (OT)	W	79-77
Jan. 19 -- @ Houston Baptist	L	70-86
Jan. 24 -- Pan American	L	69-83
Jan. 28 -- Hardin-Simmons	W	77-75
Jan. 30 -- @ Louisiana Tech	L	65-77
Feb. 2 -- @ DePaul	L	71-102
Feb. 5 -- Centenary	L	75-81
Feb. 8 -- @ U.S. International	W	79-67
Feb. 11 -- @ San Diego State	W	83-73
Feb. 16 -- Texas-Arlington	W	85-81
Feb. 18 -- @ Centenary	L	93-98
Feb. 23 -- Houston Baptist	W	75-58
Mar. 1 -- SE Louisiana (3OT)	W	84-80

^ - Las Vegas Classic

- All-College Tournament (Oklahoma City, OK)

1980-81 - (15-12)

Nov. 29 -- Texas Lutheran	W	106-76
Dec. 3 -- Southern Methodist	W	69-66
Dec. 4 -- Southeast Louisiana	W	77-74
Dec. 6 -- St. Mary's	W	69-63
Dec. 9 -- @ Texas Christian	W	76-75
Dec. 12 -- @ Brigham Young \$	L	92-108
Dec. 13 -- @ Seton Hall \$	L	78-89
Dec. 16 -- DePaul	L	86-92
Dec. 18 -- Samford	W	81-73
Dec. 20 -- @ Texas	L	82-103
Dec. 27 -- Oklahoma State #	L	85-93
Dec. 28 -- Kent State #	W	80-79
Dec. 29 -- Cameron State #	W	89-71
Jan. 10 -- @ San Francisco State	L	51-71
Jan. 12 -- @ Santa Clara	L	84-93
Jan. 17 -- @ Texas-Arlington	W	86-82
Jan. 19 -- Texas	W	75-74
Jan. 22 -- Texas Tech	W	69-67
Jan. 24 -- Southern Mississippi	L	66-72
Jan. 31 -- @ Hardin-Simmons	W	78-77
Feb. 7 -- St. Louis	W	96-72
Feb. 12 -- @ Samford	W	85-68
Feb. 14 -- @ Southern Mississippi	L	71-75
Feb. 18 -- Texas-Arlington	L	86-94
Feb. 23 -- Pan American	L	73-77
Feb. 26 -- Hardin-Simmons	W	90-71
Mar. 2 -- @ Pan American	L	79-89

\$ - BYU Tournament

- All-College Tournament (Oklahoma City, OK)



1981-82 - (15-12)

Nov. 27 -- Southwestern.....	W	98-71
Dec. 1 -- Northeast Louisiana.....	W	100-75
Dec. 4 -- St. Joseph's %.....	L	69-73
Dec. 5 -- Central Michigan %.....	W	79-65
Dec. 8 -- Texas Christian.....	L	73-78
Dec. 11 -- @ St. Louis.....	W	84-70
Dec. 19 -- @ Weber State.....	L	82-90
Dec. 21 -- St. Mary's #.....	L	86-88
Dec. 22 -- Loyola Marmount #.....	W	112-103
Dec. 29 -- Alcorn State \$.....	W	87-69
Dec. 30 -- Northeast Louisiana \$.....	W	76-73
Jan. 4 -- @ Pan American.....	W	87-83
Jan. 6 -- @ Lamar.....	L	72-83
Jan. 9 -- @ Texas-Arlington.....	W	88-83
Jan. 16 -- @ Memphis State.....	L	90-100
Jan. 18 -- McNeese State.....	W	79-71
Jan. 23 -- Lamar.....	W	63-60
Jan. 25 -- Texas-San Antonio.....	W	78-66
Jan. 28 -- @ Alcorn State.....	L	82-106
Feb. 4 -- Texas-Arlington.....	L	87-93
Feb. 9 -- Southern Mississippi.....	L	68-75
Feb. 13 -- @ Texas.....	L	70-84
Feb. 15 -- Hardin-Simmons.....	W	94-81
Feb. 20 -- @ Oral Roberts.....	L	97-109
Feb. 22 -- @ Arkansas-Little Rock.....	L	76-85
Feb. 27 -- Pan American.....	W	98-85
Mar. 1 -- Alcorn State.....	W	83-77
% - Carrier Classic (Syracuse, NY)		
# - Wolf Pack Classic (Reno, NV)		
\$ - Pacemaker Classic (Monroe, LA)		

1982-83 - (15-15)

Nov. 27 -- Henderson State.....	W	103-75
Nov. 30 -- Texas Southern (OT).....	L	89-91
Dec. 3 -- District of Columbia !.....	W	74-73
Dec. 4 -- Wichita State !.....	L	72-78
Dec. 7 -- @ Texas Christian.....	L	58-64
Dec. 11 -- Centenary.....	W	113-93
Dec. 14 -- Texas Wesleyan (OT).....	L	69-72
Dec. 17 -- Baylor.....	W	87-65
Dec. 28 -- Samford *.....	L	94-101
Dec. 29 -- Massachusetts *.....	W	110-104
Jan. 10 -- @ Pan American.....	W	82-72
Jan. 15 -- @ Texas-Arlington #.....	L	80-83
Jan. 17 -- @ Arkansas State #.....	L	63-61
Jan. 22 -- @ McNeese State #.....	L	69-79
Jan. 29 -- Lamar #.....	W	61-55
Feb. 3 -- @ Louisiana Tech #.....	L	64-70
Feb. 5 -- @ Northeast Louisiana #.....	L	75-82
Feb. 10 -- Texas-Arlington # (OT).....	W	105-98
Feb. 12 -- Pan American.....	W	88-60
Feb. 14 -- Memphis State.....	L	63-80
Feb. 17 -- @ McNeese State #.....	L	61-75
Feb. 19 -- Arkansas State #.....	W	66-63
Feb. 21 -- Louisiana Tech #.....	W	75-67
Feb. 24 -- @ Lamar #.....	L	63-71
Feb. 26 -- Oral Roberts.....	W	99-78
Feb. 28 -- Arkansas-Little Rock.....	L	81-94
Mar. 3 -- Northeast Louisiana #.....	L	66-74

Southland Conference Tournament

Louisiana Tech %.....	W	87-73
McNeese State (OT) %.....	W	66-60
Lamar %.....	L	54-75
! - Shocker Classic (Wichita, Kansas)		
# - Southland Conference		
% - SLC Tournament (Beaumont, Texas)		

↳ The Tommy Newman

24-60 Career

1983-84 - (9-19)

Nov. 25 -- Southern Mississippi +.....	L	61-63
Nov. 26 -- @ Memphis State.....	L	79-101
Nov. 29 -- Texas Southern.....	W	88-59
Dec. 1 -- Midwestern.....	W	79-61
Dec. 3 -- @ Centenary.....	L	88-92
Dec. 6 -- Texas Christian.....	W	66-65
Dec. 10 -- @ Baylor.....	W	62-53
Dec. 13 -- Oklahoma City.....	W	66-61

Dec. 17 -- @ Arkansas ^.....	L	64-93
Dec. 20 -- Alcorn State %.....	L	48-57
Dec. 21 -- East Carolina %.....	W	62-58
Jan. 9 -- @ Hardin-Simmons.....	L	64-73
Jan. 14 -- @ Texas-San Antonio.....	L	57-94
Jan. 19 -- Pan American.....	L	41-53
Jan. 21 -- @ McNeese State #.....	W	72-71
Jan. 23 -- Texas-Arlington #.....	W	103-91
Jan. 26 -- Arkansas State #.....	L	52-66
Jan. 28 -- @ Lamar #.....	L	66-96
Feb. 2 -- Louisiana Tech #.....	L	68-75
Feb. 4 -- @ Northeast Louisiana #.....	L	64-71
Feb. 9 -- @ Texas-Arlington #.....	L	68-79
Feb. 11 -- @ Pan American.....	L	61-67
Feb. 16 -- McNeese State #.....	L	57-67
Feb. 18 -- @ Arkansas State #.....	W	67-63
Feb. 23 -- Lamar #.....	L	66-89
Feb. 25 -- @ Louisiana Tech #.....	L	69-96
Mar. 1 -- Northeast Louisiana #.....	L	63-78
Southland Conference Tournament		
Mar. 8 -- @ Louisiana Tech.....	L	68-92
+ - Played in Memphis		
# - Southland Conference		
^ - Played in Pine Bluff, Ark.		
% - Bradley University Tournament		

1984-85 - (5-23)

Nov. 24 -- @ Kansas State.....	L	50-72
Dec. 1 -- Pan American.....	L	50-60
Dec. 4 -- @ Texas Christian.....	L	58-76
Dec. 8 -- St. Edwards.....	W	79-64
Dec. 11 -- Texas Wesleyan.....	L	70-72
Dec. 14 -- @ Drake ^.....	L	59-63
Dec. 15 -- Valparaiso ^.....	L	63-79
Dec. 19 -- @ Southern Methodist.....	L	45-90
Dec. 28 -- Alcorn State +.....	L	75-95
Dec. 29 -- East Carolina +.....	L	65-70
Jan. 5 -- @ Texas Tech.....	L	55-81
Jan. 8 -- Hardin-Simmons.....	W	60-58
Jan. 12 -- @ Northeast Louisiana #.....	L	64-77
Jan. 17 -- @ Louisiana Tech #.....	L	50-68
Jan. 19 -- Lamar #.....	L	64-79
Jan. 24 -- @ Arkansas State #.....	L	58-70
Jan. 26 -- McNeese State #.....	L	64-82
Jan. 31 -- Texas-San Antonio.....	W	73-72
Feb. 2 -- @ Texas-Arlington #.....	L	67-86
Feb. 7 -- Northeast Louisiana #.....	L	74-80
Feb. 9 -- Louisiana Tech #.....	L	72-90
Feb. 11 -- @ Texas-San Antonio.....	L	69-97
Feb. 14 -- @ Lamar #.....	L	60-86
Feb. 16 -- Arkansas State #.....	L	58-69
Feb. 21 -- @ McNeese State #.....	L	59-78
Feb. 23 -- @ Pan American.....	W	67-64
Feb. 28 -- Texas-Arlington #.....	W	83-77
Southland Conference Tournament		
Mar. 5 -- @ McNeese State.....	L	78-89
# - Southland Conference		
^ - Drake Tournament		
+ - Tulsa Tournament		

1985-86 - (10-18)

Nov. 23 -- @ Hardin-Simmons.....	L	67-74
Nov. 26 -- Westmont College.....	W	57-50
Dec. 3 -- @ Pan American.....	L	68-69
Dec. 7 -- Henderson State.....	W	86-63
Dec. 10 -- Texas Christian.....	W	56-55
Dec. 13 -- Southern Methodist %.....	L	63-78
Dec. 14 -- McNeese State %.....	L	66-73
Dec. 20 -- @ Southwestern La. \$.....	L	58-72
Dec. 21 -- Youngstown State \$.....	W	85-72
Dec. 28 -- @ Mississippi.....	L	75-89
Jan. 4 -- Kansas State.....	L	53-57
Jan. 8 -- Pan American.....	L	47-59
Jan. 11 -- @ Texas-Arlington #.....	L	65-68
Jan. 16 -- @ Lamar #.....	L	72-87
Jan. 18 -- @ McNeese State #.....	L	70-80
Jan. 23 -- Louisiana Tech #.....	W	56-50
Jan. 25 -- Northeast Louisiana #.....	L	56-79
Jan. 27 -- Southwest Louisiana #.....	L	69-83
Jan. 30 -- Arkansas State #.....	W	70-66
Feb. 1 -- @ Texas-San Antonio #.....	W	72-66

Feb. 6 -- @ Arkansas State #.....	L	60-67
Feb. 8 -- Texas-Arlington #.....	W	83-82
Feb. 13 -- Lamar #.....	W	73-60
Feb. 15 -- McNeese State #.....	L	64-72
Feb. 20 -- @ Northeast Louisiana #.....	L	49-69
Feb. 22 -- @ Louisiana Tech #.....	L	67-88
Feb. 27 -- Texas-San Antonio #.....	W	75-58

Southland Conference Tournament

Mar. 4 -- @ Arkansas State.....	L	71-79
# - Southland Conference		
% - Dallas Morning News Tournament		
\$ - Cajun Classic (Lafayette, La.)		

↳ The Jimmy Gales Era

84-118 Career

1986-87 - (11-17)

Nov. 29 -- Southwestern.....	W	92-71
Dec. 3 -- @ Texas Christian.....	L	85-92
Dec. 6 -- Mississippi.....	L	69-72
Dec. 8 -- Cameron.....	W	87-72
Dec. 10 -- @ Baylor.....	L	75-82
Dec. 13 -- Colorado State.....	W	85-69
Dec. 20 -- @ Southern Mississippi.....	L	58-92
Dec. 22 -- @ Utah %.....	L	66-79
Dec. 23 -- St. Mary's %.....	L	66-68
Dec. 29 -- @ Nevada ^.....	L	86-93
Dec. 30 -- Eastern Illinois ^.....	W	92-63
Jan. 3 -- Alcorn State.....	W	90-74
Jan. 5 -- @ Arkansas (OT) \$.....	L	96-99
Jan. 15 -- Lamar #.....	L	63-72
Jan. 17 -- McNeese State #.....	W	72-64
Jan. 22 -- @ Louisiana Tech #.....	L	71-89
Jan. 24 -- @ Northeast Louisiana #.....	L	53-66
Jan. 29 -- @ Arkansas State #.....	L	59-66
Jan. 31 -- @ Southwest Louisiana #.....	L	77-78
Feb. 5 -- Arkansas State #.....	L	74-75
Feb. 7 -- @ Texas-Arlington #.....	L	89-95
Feb. 12 -- @ Lamar #.....	W	98-84
Feb. 14 -- @ McNeese State #.....	L	88-93
Feb. 19 -- Northeast Louisiana #.....	W	83-80
Feb. 21 -- Louisiana Tech #.....	L	77-80
Feb. 25 -- Southwestern (KS).....	W	110-71
Feb. 28 -- Texas-Arlington #.....	W	97-83
Southland Conference Tournament		
@ Lamar.....	L	82-87
% - University of Utah Tournament		
^ - University of Nevada Tournament		
\$ - Game played in Little Rock, Ark.		
# - Southland Conference		



RECORDS

↳ all-time results

1987-88 - (17-13)

Nov. 28 -- @ Oral Roberts	W	88-80
Dec. 1 -- Baylor	L	63-72
Dec. 4 -- @ Missouri %	L	56-74
Dec. 5 -- Alcorn State%	L	64-70
Dec. 7 -- Montana State	L	55-65
Dec. 9 -- Texas Christian	W	79-54
Dec. 12 -- @ Colorado State	L	56-65
Dec. 19 -- Southern Mississippi *	L	80-83
Dec. 22 -- @ New Mexico State	L	71-91
Dec. 26 -- @ New Mexico ^	L	69-77
Dec. 27 -- Long Beach State ^	L	88-89
Jan. 14 -- @ Alcorn State	W	85-80
Jan. 16 -- @ Texas-Arlington #	W	77-68
Jan. 18 -- @ Oklahoma State	L	82-92
Jan. 21 -- Northwestern State #	W	87-75
Jan. 23 -- Northeast Louisiana #	L	69-79
Jan. 28 -- @ Southwest Texas#	W	99-79
Jan. 30 -- @ Sam Houston State #	L	70-91
Feb. 4 -- McNeese State #	W	91-78
Feb. 6 -- Stephen F. Austin #	W	83-72
Feb. 11 -- @ McNeese State #	W	78-75
Feb. 13 -- @ Stephen F. Austin	W	74-67
Feb. 18 -- Sam Houston State #	W	80-52
Feb. 20 -- Southwest Texas #	W	79-67
Feb. 25 -- @ Northeast Louisiana #	W	67-65
Feb. 27 -- @ Northwestern State #	W	76-71
Mar. 3 -- Texas-Arlington #	W	83-74
Southland Conference Tournament		
Mar. 11 -- McNeese State	W	82-61
Mar. 12 -- Northeast Louisiana	W	87-70

NCAA Tournament

Mar. 17 -- North Carolina	L	65-83
* - Show-Me Classic (Columbia, Mo.)		
% - Game played @ Loos Fieldhouse (Dallas)		
^ - University of New Mexico Tournament		
# - Southland Conference		
-- Southland Conference Tournament @ The Super Pit		
-- NCAA Tournament Game @ Salt Lake City, UT		

1988-89 - (14-15)

Nov. 26 -- Louisiana Tech	L	72-87
Dec. 2 -- @ Nebraska ^	L	84-90
Dec. 3 -- Army (OT) ^	W	82-79
Dec. 6 -- Colorado State	W	52-50
Dec. 8 -- Texas-San Antonio	L	73-81
Dec. 17 -- @ Baylor (4OT)	L	95-96
Dec. 20 -- @ Montana State	L	75-100
Dec. 28 -- @ San Diego (OT)	W	81-77
Dec. 30 -- @ UCLA	L	84-99
Jan. 2 -- @ Louisiana Tech	L	57-96
Jan. 4 -- @ Southern Methodist	L	71-81
Jan. 11 -- @ Southern Mississippi	L	79-90
Jan. 14 -- @ Texas-Arlington #	W	68-61
Jan. 19 -- @ Northwestern State #	W	86-81
Jan. 21 -- @ NE Louisiana (OT) #	W	92-82
Jan. 26 -- Southwest Texas #	W	76-73
Jan. 28 -- Sam Houston State #	W	77-75
Feb. 2 -- @ McNeese State #	L	73-79
Feb. 4 -- @ Stephen F. Austin #	W	75-64
Feb. 9 -- McNeese State #	W	74-71
Feb. 11 -- Stephen F. Austin #	W	66-58
Feb. 16 -- @ Sam Houston State #	L	75-87
Feb. 18 -- @ Southwest Texas#	L	90-93
Feb. 20 -- Oral Roberts (OT)	L	116-117
Feb. 23 -- Northeast Louisiana#	W	76-71
Feb. 25 -- Northwestern State#	W	113-101
Mar. 2 -- Texas-Arlington #	L	53-63

Southland Conference Tournament

Mar. 7 -- Northwestern State	W	100-77
Mar. 8 -- McNeese State	L	68-85
^ - University of Nebraska Tournament		
# - Southland Conference		
-- SLC Tournament at The Super Pit		

1989-90 - (5-25)

Nov. 24 -- Southern Methodist	L	57-65
Nov. 28 -- Oklahoma State	L	66-94
Nov. 30 -- San Diego	L	60-73
Dec. 2 -- @ Texas-San Antonio	L	76-88
Dec. 4 -- Texas Southern	L	66-83

Dec. 6 -- Baylor	L	67-78
Dec. 8 -- @ Brigham Young +	L	68-97
Dec. 9 -- Georgia Southern +	L	74-92
Dec. 18 -- @ Long Beach State	L	74-92
Dec. 21 -- @ Weber State	L	69-96
Dec. 23 -- @ Colorado State	L	70-93
Dec. 29 -- @ Oklahoma ^	L	94-147
Dec. 30 -- Arkansas State ^	L	66-71
Jan. 11 -- @ Southwest Texas #	L	83-100
Jan. 13 -- Sam Houston State #	L	65-70
Dec. 30 -- Northeast Louisiana #	L	68-99
Jan. 20 -- @ Northwestern State #	L	94-118
Jan. 25 -- Stephen F. Austin #	W	100-66
Jan. 27 -- McNeese State #	W	78-67
Feb. 3 -- @ Texas-Arlington #	W	82-77
Feb. 8 -- Southwest Texas #	L	94-108
Feb. 10 -- @ Stephen F. Austin #	L	66-70
Feb. 15 -- Northeast Louisiana #	L	64-81
Feb. 17 -- Northwestern State#	L	69-77
Feb. 22 -- @ Sam Houston State#	L	81-93
Feb. 24 -- @ McNeese State#	L	54-60
Mar. 1 -- Texas-Arlington #	L	73-78
Southland Conference Tournament		
Mar. 5 -- McNeese State	W	67-62
Mar. 6 -- Northwestern State	W	63-61
Mar. 7 -- @ Northeast Louisiana	L	68-84
+ - BYU Tournament		
^ - All-College Tournament (Oklahoma City)		
# - Southland Conference		
-- SLC Tournament at Monroe, La.		

1990-91 - (17-13)

Nov. 24 -- Long Beach State	W	94-82
Nov. 27 -- Alcorn State	W	98-88
Nov. 29 -- Jackson State	W	118-115
Dec. 1 -- Weber State	W	71-64
Dec. 3 -- @ Texas Southern	L	78-97
Dec. 5 -- Nicholls State	L	106-112
Dec. 8 -- @ Houston	L	81-110
Dec. 17 -- @ New Mexico	L	84-98
Dec. 20 -- Appalachian State +	W	95-83
Dec. 21 -- Hawaii +	L	100-108
Dec. 27 -- Ohio University ^	L	74-77
Dec. 28 -- Marshall ^	L	78-81
Jan. 5 -- @ Southeast Louisiana	L	100-106
Jan. 10 -- @ Southwest Texas #	W	91-81
Jan. 12 -- @ Stephen F. Austin #	W	61-58
Jan. 17 -- Northeast Louisiana #	L	80-96
Jan. 19 -- Northwestern State #	W	88-77
Jan. 21 -- Southeast Louisiana	W	97-81
Jan. 23 -- @ Sam Houston State #	W	88-68
Jan. 25 -- @ McNeese State #	W	86-80
Jan. 28 -- @ Nicholls State #	L	105-110
Feb. 2 -- Texas-Arlington #	W	99-88
Feb. 7 -- Southwest Texas #	W	100-81
Feb. 9 -- Sam Houston State #	W	83-80
Feb. 14 -- @ Northeast Louisiana #	L	63-84
Feb. 16 -- @ Northwestern State #	W	90-85
Feb. 21 -- Stephen F. Austin #	W	60-59
Feb. 23 -- McNeese State #	W	80-73
Feb. 25 -- @ Texas-Arlington #	L	109-115

Southland Conference Tournament

Mar. 2 -- Texas-Arlington	L	91-97
+ - University of Hawaii Tournament		
^ - Indiana Hoosier Classic		
- SLC Tournament at Monroe, La.		

1991-92 - (15-14)

Nov. 23 -- @ Texas Tech	W	81-75
Nov. 30 -- Houston	L	87-89
Dec. 2 -- @ Alcorn State	L	98-102
Dec. 4 -- @ Jackson State	L	80-81
Dec. 6 -- Texas %	L	107-124
Dec. 7 -- Texas Southern %	L	76-81
Dec. 17 -- @ South Alabama	L	98-105
Dec. 30 -- @ Baylor	L	66-80
Jan. 2 -- Southwest Texas #	W	71-64
Jan. 4 -- Texas-San Antonio #	L	57-67
Jan. 9 -- @ Stephen F. Austin #	L	64-80
Jan. 11 -- @ Sam Houston State #	W	65-64
Jan. 16 -- West Texas State	W	83-72
Jan. 18 -- Texas-Arlington #	W	86-70

Jan. 23 -- McNeese State #	W	72-59
Jan. 25 -- Nicholls State #	W	90-72
Jan. 30 -- @ Northwestern State #	W	94-79
Feb. 1 -- @ Northeast Louisiana #	W	80-75
Feb. 6 -- Sam Houston State #	W	83-44
Feb. 8 -- Stephen F. Austin#	L	78-81
Feb. 10 -- @ Southwest Texas #	W	70-52
Feb. 15 -- @ Texas-Arlington #	L	90-100
Feb. 20 -- @ Nicholls State#	W	85-83
Feb. 22 -- @ McNeese State#	W	97-93
Feb. 27 -- Northeast Louisiana #	L	81-95
Feb. 29 -- Northwestern State #	W	95-86
Mar. 2 -- @ Texas-San Antonio #	L	77-80
Southland Conference Tournament		
Mar. 6 -- Stephen F. Austin	W	91-71
Mar. 7 -- Northeast Louisiana	L	71-78
% - University of Texas Tournament		
# - Southland Conference		
-- SLC Tournament at San Antonio, Tx.		

1992-93 - (5-21)

Dec. 1 -- @ Tulsa	L	70-101
Dec. 4 -- vs. Texas Tech *	L	68-88
Dec. 5 -- vs. Bucknell *	L	64-88
Dec. 8 -- Baylor (OT)	L	86-88
Dec. 12 -- South Alabama	L	79-84
Dec. 21 -- @ Nevada	L	94-102
Dec. 23 -- @ Southern Methodist	L	94-110
Jan. 2 -- Northwestern State #	W	89-78
Jan. 4 -- Northeast Louisiana #	W	79-77
Jan. 6 -- Texas Tech	L	70-78
Jan. 9 -- @ Texas-Arlington #	L	76-81
Jan. 14 -- @ Nicholls State #	L	76-79
Jan. 16 -- @ McNeese State #	L	67-70
Jan. 21 -- Stephen F. Austin (OT) #	L	95-97
Jan. 23 -- Sam Houston State #	W	76-63
Jan. 28 -- @ Southwest Texas #	L	73-83
Jan. 30 -- @ Texas-San Antonio #	L	74-100
Feb. 6 -- Texas-Arlington #	W	87-74
Feb. 8 -- @ Northwestern State #	L	97-121
Feb. 11 -- McNeese State #	L	68-77
Feb. 13 -- Nicholls State #	L	77-79
Feb. 18 -- @ Sam Houston State #	L	89-97
Feb. 20 -- @ Stephen F. Austin #	L	70-84
Feb. 25 -- Texas-San Antonio (OT) #	W	94-89
Feb. 27 -- Southwest Texas #	L	60-74
Mar. 1 -- @ Northeast Louisiana #	L	77-99
* - University of Montana Tournament		
# - Southland Conference		



↳ The Tim Jankovich Era 53-57 Career

1993-94 - (14-15)

Nov. 27 -- @ Baylor	L.....66-84
Nov. 29 -- @ Colorado	L.....68-76
Dec. 1 -- Tulsa	L.....62-76
Dec. 3 -- Centenary ^	L.....71-88
Dec. 4 -- Eastern Washington ^	W.....78-71
Dec. 7 -- Southern Methodist	W.....71-59
Dec. 9 -- Nevada	W.....76-53
Dec. 21 -- @ Texas Tech	L.....55-83
Dec. 28 -- Stephen F. Austin #	L.....66-73
Dec. 30 -- Sam Houston State #	W.....64-62
Jan. 6 -- @ McNeese State #	W.....68-64
Jan. 8 -- @ Nicholls State #	L.....72-74
Jan. 15 -- @ Texas-Arlington #	L.....68-70
Jan. 20 -- Northeast Louisiana #	L.....70-83
Jan. 22 -- Northwestern State #	W.....88-65
Jan. 27 -- @ Southwest Texas #	L.....53-72
Jan. 29 -- @ Texas-San Antonio#	L.....85-88
Feb. 3 -- Nicholls State #	W.....95-82
Feb. 5 -- McNeese State #	W.....53-47
Feb. 7 -- @ Sam Houston State #	W.....79-41
Feb. 12 -- Texas-Arlington #	W.....99-70
Feb. 17 -- @ Northwestern State #	W.....91-90
Feb. 19 -- @ Northeast Louisiana #	L.....73-81
Feb. 24 -- Texas-San Antonio #	W.....80-76
Feb. 26 -- Southwest Texas # (OT)	L.....83-86
Feb. 28 -- Stephen F. Austin #	L.....61-68

Southland Conference Tournament

Mar. 4 -- McNeese State	W.....69-65
Mar. 5 -- Northeast Louisiana	W.....77-74
Mar. 6 -- Southwest Texas	L.....60-69

^ - Lobo Classic (Albuquerque, NM)
- Southland Conference
- SLC Tournament at Monroe, La.

1994-95 - (14-13)

Nov. 26 -- Avila College	W.....74-50
Nov. 29 -- Baylor	W.....99-91
Dec. 1 -- @ Md.-Baltimore Co.	W.....76-72
Dec. 4 -- @ Boston University	L.....65-85
Dec. 10 -- Tarleton State	W.....77-35
Dec. 18 -- East Texas Baptist	W.....92-79
Dec. 20 -- Colorado	L.....70-88
Dec. 22 -- @ Southern Methodist	L.....74-81
Dec. 30 -- @ Southwest Texas #	L.....56-58
Jan. 5 -- Northeast Louisiana #	W.....77-64
Jan. 7 -- Northwestern State #	W.....77-52
Jan. 9 -- @ Texas-San Antonio #	W.....73-69
Jan. 14 -- @ Texas-Arlington #	W.....83-78
Jan. 19 -- @ Nicholls State #	L.....64-96
Jan. 21 -- @ McNeese State #	W.....75-72
Jan. 26 -- Stephen F. Austin #	L.....86-90
Jan. 28 -- Sam Houston State #	W.....86-62
Feb. 2 -- @ Northwestern State #	W.....64-59
Feb. 4 -- @ Northeast Louisiana #	L.....69-76
Feb. 11 -- Texas-Arlington #	W.....80-71
Feb. 18 -- Nicholls State #	L.....75-84
Feb. 20 -- McNeese State #	L.....56-60
Feb. 23 -- @ Sam Houston State#	L.....61-65
Feb. 25 -- @ Stephen F. Austin #	L.....77-78
Mar. 2 -- Southwest Texas #	W.....72-64
Mar. 4 -- Texas-San Antonio #	L.....80-87

Southland Conference Tournament

Mar. 6 -- @ Stephen F. Austin	L.....72-73
-------------------------------	-------------

- Southland Conference

1995-96 - (15-13)

Nov. 25 -- @ Texas	L.....67-88
Nov. 26 -- Md.-Baltimore County	W.....82-67
Nov. 28 -- @ Rice	L.....56-58
Dec. 2 -- Alabama	L.....72-74
Dec. 6 -- @ Texas A&M	L.....50-68
Dec. 16 -- @ Evansville	L.....54-58
Dec. 19 -- @ Texas Christian	L.....67-77
Jan. 6 -- Texas-Arlington #	L.....63-66
Jan. 11 -- Sam Houston State #	W.....71-59
Jan. 13 -- Stephen F. Austin #	W.....75-66
Jan. 18 -- @ Nicholls State #	L.....62-67

Jan. 20 -- @ McNeese State #	L.....63-75
Jan. 22 -- @ Texas-San Antonio# (OT)	W.....62-59
Jan. 25 -- Northwestern State # (OT)	W.....68-62
Jan. 27 -- Northeast Louisiana #	L.....65-74
Jan. 31 -- Southern Methodist	W.....62-55
Feb. 3 -- @ Texas-Arlington #	L.....67-70
Feb. 8 -- @ Stephen F. Austin #	W.....72-65
Feb. 10 -- @ Sam Houston State #	W.....64-62
Feb. 15 -- McNeese State #	W.....67-65
Feb. 17 -- Nicholls State#	W.....81-67
Feb. 19 -- @Southwest Texas St. #	W.....67-55
Feb. 22 -- @ Northeast Louisiana #	L.....67-95
Feb. 24 -- @ Northwestern State #	W.....78-53
Feb. 29 -- Southwest Texas St #	W.....67-60
Mar. 2 -- Texas-San Antonio #	W.....75-55

Southland Conference Tournament

Mar. 8 -- Texas-San Antonio ^	W.....80-71
Mar. 9 -- Northeast Louisiana ^	L.....60-71

^ - Shreveport, La.

- Southland Conference

1996-97 - (10-16)

Nov. 23 -- @ Sam Houston St.	L.....47-59
Nov. 25 -- Mary Hardin Baylor	W.....106-73
Nov. 29 -- Samford %	L.....71-78
Nov. 30 -- Norfolk State %	W.....66-58
Dec. 2 -- @ SMU	L.....59-64
Dec. 5 -- Texas A&M	W.....84-78
Dec. 7 -- @ Texas	L.....56-71
Dec. 18 -- @ Alabama	L.....55-72
Dec. 22 -- Rice (OT)	W.....64-62
Jan. 4 -- Phillips	W.....67-57
Jan. 9 -- @ UC Santa Barbara +	W.....80-74
Jan. 11 -- @ New Mexico St.+	L.....71-83
Jan. 16 -- @ Utah State +	L.....56-79
Jan. 19 -- @ Nevada + (TV)	L.....68-76
Jan. 23 -- Boise State +	L.....55-71
Jan. 25 -- Idaho +	L.....64-68
Jan. 30 -- Pacific +	L.....52-55
Feb. 2 -- Long Beach St. + (TV)	W.....78-69
Feb. 6 -- @ UC Irvine + (2OT)	W.....75-74
Feb. 8 -- @ CSU Fullerton + (OT)	W.....81-75
Feb. 13 -- @ Idaho +	L.....58-67
Feb. 15 -- @ Boise State +	L.....54-66
Feb. 20 -- Cal Poly SLO +	W.....73-72
Feb. 23 -- New Mexico St. + (TV)	L.....68-72
Feb. 27 -- Nevada + (OT)	L.....79-80
Mar. 1 -- Utah State +	L.....53-72

% - Union Players Classic at Cape Girardeau, Mo.
+ - Big West Conference

↳ The Vic Trilli Era

20-87 Career

1997-98 - (5-21)

Nov. 16 -- @ Iowa	L.....64-112
Nov. 18 -- @ Alabama	L.....61-81
Nov. 22 -- Texas	L.....94-116
Nov. 25 -- @ North Carolina State	L.....75-92
Nov. 29 -- @ Oklahoma State	L.....60-98
Dec. 4 -- @ Alabama-Birmingham	L.....73-79
Dec. 9 -- @ TCU	L.....74-113
Dec. 20 -- @ Arkansas-Little Rock	W.....72-70
Dec. 22 -- @ Oklahoma	L.....72-95
Dec. 31 -- @ Georgia Tech	L.....76-93
Jan. 8 -- UC Irvine +	W.....89-78
Jan. 10 -- Cal State Fullerton +	L.....70-72
Jan. 15 -- @ Pacific +	L.....53-83
Jan. 17 -- @ Long Beach State +	L.....70-93
Jan. 22 -- New Mexico State +	L.....84-93
Jan. 24 -- @ Cal Poly +	W.....93-91
Jan. 29 -- Utah State +	L.....64-79
Jan. 31 -- Nevada +	L.....90-91
Feb. 5 -- @ Idaho +	L.....72-85
Feb. 7 -- @ Boise State +	L.....79-83
Feb. 12 -- Idaho+	L.....86-100
Feb. 14 -- Boise State +	W.....71-66
Feb. 19 -- UC Santa Barbara +	W.....91-84
Feb. 21 -- @ New Mexico State +	L.....90-98
Feb. 26 -- @ Nevada +	L.....93-107
Feb. 28 -- @ Utah State +	L.....76-102

+ - Big West Conference

1998-99 - (4-22)

Nov. 13 -- @ Texas A&M	L.....59-80
Nov. 21 -- Texas Tech	L.....75-84
Dec. 1 -- @ TCU	L.....69-122
Dec. 4 -- @ Iowa State %	L.....45-72
Dec. 5 -- Princeton %	L.....48-68
Dec. 8 -- @ Tulsa	L.....69-103
Dec. 12 -- Wyoming	L.....67-87
Dec. 19 -- @ Louisiana Tech	L.....60-88
Dec. 23 -- @ Maryland	L.....57-132
Dec. 30 -- @ Arkansas	L.....77-100
Jan. 7 -- @ UC Irvine +	L.....59-71
Jan. 9 -- @ Cal State Fullerton +	L.....55-72
Jan. 14 -- Pacific +	W.....83-75
Jan. 16 -- Long Beach State +	L.....72-79
Jan. 21 -- @ New Mexico State +	L.....80-89
Jan. 23 -- Cal Poly+	L.....86-93
Jan. 28 -- @ Utah State +	L.....61-92
Jan. 30 -- @ Nevada +	L.....87-95
Feb. 4 -- Boise State +	L.....71-78
Feb. 6 -- Idaho +	L.....77-87
Feb. 11 -- @ Boise State +	L.....55-67
Feb. 13 -- @ Idaho +	L.....66-85
Feb. 18 -- @ UC Santa Barbara +	W.....87-73
Feb. 20 -- New Mexico State +	L.....82-84
Feb. 25 -- Nevada +	W.....119-81
Feb. 27 -- Utah State +	W.....94-90

% - Iowa State Tournament (Ames, Io.)
+ - Big West Conference

1999-2000 - (7-20)

Nov. 20 -- Louisiana Tech	L.....68-86
Nov. 27 -- @ Oklahoma State	L.....65-103
Nov. 29 -- Texas A&M	W.....91-88
Dec. 1 -- @ Texas Tech	L.....70-100
Dec. 6 -- UL Lafayette	L.....59-74
Dec. 10 -- Indiana State #	L.....63-77
Dec. 11 -- Buffalo #	W.....102-91
Dec. 21 -- @ Baylor	L.....74-91
Dec. 30 -- Tulsa	L.....77-113
Jan. 3 -- @ TCU	L.....91-134
Jan. 8 -- @ Wyoming	L.....85-100
Jan. 13 -- UC Santa Barbara +	W.....74-67
Jan. 15 -- Cal Poly +	W.....85-82
Jan. 20 -- @ Pacific +	L.....65-77
Jan. 22 -- @ Long Beach State +	L.....63-100
Jan. 26 -- New Mexico State +	W.....75-73
Jan. 29 -- Cal St. Fullerton +	W.....84-82
Feb. 3 -- @ Utah St. +	L.....70-83
Feb. 5 -- @ Nevada + (OT)	W.....89-86
Feb. 10 -- Boise State +	L.....63-83
Feb. 12 -- Idaho +	L.....82-88
Feb. 17 -- @ Boise State +	L.....80-90
Feb. 19 -- @ Idaho +	L.....72-91
Feb. 24 -- Nevada +	L.....62-64
Feb. 26 -- Utah State	L.....68-76
Mar. 1 -- @ New Mexico State +	L.....79-97
Mar. 4 -- @ UC Irvine +	L.....84-93

- Indiana Classic Tournament
+ - Big West Conference



RECORDS

↳ all-time results

2000-2001 - (4-24)

Nov. 17 -- @ Tulsa	L.....	71-89
Nov. 20 -- @ Texas A&M.....	L.....	74-77
Nov. 28 -- Oklahoma State.....	L.....	56-94
Dec. 1 -- @ Southwest Missouri St. #.....	L.....	64-81
Dec. 2 -- vs. A&M-Corpus Christi #.....	W.....	111-102
Dec. 5 -- @ Arkansas.....	L.....	77-97
Dec. 9 -- @ Oklahoma.....	L.....	72-100
Dec. 16 -- vs. Alabama %.....	L.....	55-94
Dec. 19 -- Texas A&M-Kingsville.....	W.....	91-82
Dec. 23 -- Baylor.....	L.....	63-88
Dec. 28 -- @ New Mexico State *.....	L.....	70-82
Dec. 30 -- Florida Int'l * (OT).....	W.....	70-68
Jan. 3 -- Hardin-Simmons.....	W.....	79-72
Jan. 6 -- @ Middle Tennessee St. *.....	L.....	71-105
Jan. 11 -- @ Louisiana Tech *.....	L.....	62-87
Jan. 13 -- Denver *.....	L.....	64-74
Jan. 18 -- New Orleans *.....	L.....	60-78
Jan. 20 -- @ Louisiana-Lafayette *.....	L.....	68-86
Jan. 24 -- New Mexico State *.....	L.....	71-85
Feb. 1 -- Arkansas-Little Rock *.....	L.....	66-83
Feb. 3 -- @ Western Kentucky *.....	L.....	63-107
Feb. 8 -- South Alabama *.....	L.....	75-86
Feb. 10 -- @ Denver *.....	L.....	81-100
Feb. 14 -- @ New Orleans *.....	L.....	77-103
Feb. 17 -- Arkansas State *.....	L.....	75-87
Feb. 22 -- Louisiana-Lafayette *.....	L.....	92-96
Feb. 24 -- @ South Alabama *.....	L.....	70-88

Sun Belt Tournament

Mar. 2 -- vs. Arkansas-Little Rock +.....	L.....	67-80
# - Pizza Hut Classic, Springfield, MO		
% - Coors Classic, Mobile, AL		
* - Sun Belt Conference		
+ - Sun Belt Conference Tournament, Mobile, AL		

↳ The Johnny Jones Era

Career 190-146

2001-2002 - (15-14)

Nov. 16 -- Southwest Missouri St.	W.....	79-77
Nov. 24 -- @ Oklahoma State.....	L.....	58-77
Nov. 27 -- @ Lipscomb.....	L.....	74-75
Dec. 2 -- @ Houston.....	L.....	69-75
Dec. 4 -- SMU.....	L.....	66-74
Dec. 8 -- @ Baylor.....	L.....	81-95
Dec. 15 -- @ Kansas St.....	L.....	70-84
Dec. 19 -- Lipscomb.....	W.....	102-81
Dec. 21 -- Tennessee Tech.....	W.....	89-83
Dec. 23 -- @ TCU.....	W.....	92-85
Dec. 29 -- New Mexico St. *.....	W.....	76-71
Jan. 3 -- @ Arkansas-Little Rock *.....	L.....	74-84
Jan. 5 -- @ Arkansas St. *.....	W.....	76-70
Jan. 10 -- Florida International * (OT).....	W.....	78-79
Jan. 12 -- Texas A&M-Kingsville.....	W.....	100-92
Jan. 17 -- @ Denver *.....	W.....	78-70
Jan. 19 -- Middle Tennessee St. *.....	W.....	85-63
Jan. 24 -- @ Louisiana-Lafayette *.....	L.....	78-96
Jan. 26 -- @ New Mexico St. *.....	L.....	71-88
Jan. 30 -- St. Edward's.....	W.....	98-71
Feb. 2 -- Denver *.....	W.....	83-57
Feb. 7 -- New Orleans *.....	L.....	75-82
Feb. 9 -- South Alabama *.....	W.....	77-73
Feb. 11 -- Louisiana-Lafayette * (TV).....	W.....	78-59
Feb. 16 -- @ Western Kentucky *.....	L.....	76-100
Feb. 21 -- @ New Orleans *.....	L.....	61-83
Feb. 23 -- @ South Alabama *.....	W.....	78-72

Sun Belt Tournament

Mar. 1 -- vs. Florida International +.....	W.....	84-71
Mar. 2 -- vs. Western Kentucky +.....	L.....	68-82
* - Sun Belt Conference		
+ - Sun Belt Conference Tournament, New Orleans, La.		

2002-2003 - (7-21)

Nov. 22 -- @ Southwest Missouri St.....	W.....	81-78
Nov. 29 -- @ Southern Methodist.....	L.....	75-88
Dec. 1 -- @ Indiana.....	L.....	58-84
Dec. 6 -- vs. Weber St.....	W.....	76-72
Dec. 7 -- @ Winthrop.....	W.....	65-56
Dec. 10 -- TCU.....	L.....	80-87
Dec. 16 -- St. Edward's.....	W.....	88-41

Dec. 21 -- @ Tennessee Tech.....	L.....	60-75
Dec. 23 -- @ Colorado.....	L.....	71-87
Dec. 28 -- Texas A&M-Commerce.....	W.....	82-74
Dec. 30 -- @ Baylor.....	L.....	56-82
Jan. 2 -- @ Auburn.....	L.....	65-90
Jan. 5 -- @ Florida International *.....	W(ot).....	94-91
Jan. 11 -- Denver *.....	L.....	55-59
Jan. 16 -- Arkansas-Little Rock *.....	L.....	80-88
Jan. 18 -- Arkansas State *.....	L.....	65-68
Jan. 23 -- @ New Orleans *.....	L.....	62-74
Jan. 25 -- @ South Alabama *.....	L.....	71-76
Jan. 30 -- Louisiana-Lafayette *.....	L.....	58-89
Feb. 1 -- New Mexico State *.....	W.....	82-75
Feb. 6 -- @ Middle Tennessee *.....	L.....	55-76
Feb. 8 -- Western Kentucky *.....	L.....	70-85
Feb. 13 -- @ Denver *.....	L.....	84-90
Feb. 20 -- New Orleans *.....	L.....	73-76
Feb. 22 -- South Alabama *.....	L.....	60-70
Feb. 24 -- @ Louisiana-Lafayette *.....	L.....	60-94
Mar. 1 -- @ New Mexico State *.....	L.....	66-80

Sun Belt Conference Tournament

Mar. 7 -- vs. Arkansas-Little Rock +.....	L.....	73-74
* - Sun Belt Conference		
+ - Sun Belt Conference Tournament, Bowling Green, KY		

2003-2004 - (13-15)

Nov. 21 -- Northwestern Oklahoma State.....	W.....	57-47
Nov. 29 -- @ Lamar.....	L.....	72-88
Dec. 3 -- @ Southern.....	L.....	58-75
Dec. 6 -- Hardin-Simmons.....	W.....	109-49
Dec. 9 -- Baylor.....	W.....	73-69
Dec. 13 -- @ TCU.....	L.....	58-62
Dec. 17 -- @ Texas-Pan American (ot).....	W.....	87-81
Dec. 20 -- @ at St. Bonaventure.....	L.....	62-81
Dec. 22 -- @ at Southeast Missouri State.....	L.....	68-75
Dec. 29 -- Indiana.....	L.....	70-79
Jan. 3 -- @ Arkansas.....	L.....	61-96
Jan. 8 -- Texas-Pan American.....	W.....	71-53
Jan. 10 -- New Mexico State *.....	L.....	67-70
Jan. 15 -- Denver *.....	W.....	72-67
Jan. 19 -- Florida International *.....	W.....	55-48
Jan. 22 -- @ Arkansas-Little Rock *.....	W.....	82-77
Jan. 24 -- @ at Arkansas State *.....	W.....	87-73
Jan. 29 -- New Orleans * (ot).....	L.....	76-77
Jan. 31 -- South Alabama *.....	W.....	85-77
Feb. 5 -- @ Louisiana-Lafayette *.....	L.....	81-94
Feb. 7 -- @ New Mexico State *.....	L.....	62-77
Feb. 12 -- Middle Tennessee *.....	W.....	69-64
Feb. 14 -- @ Western Kentucky *.....	L.....	78-80
Feb. 19 -- @ Denver *.....	L.....	62-66
Feb. 23 -- Louisiana-Lafayette *.....	W.....	71-68
Feb. 26 -- @ New Orleans *.....	W.....	84-81
Feb. 29 -- @ South Alabama *.....	L.....	63-80

Sun Belt Tournament

Mar. 7 -- vs. New Orleans+ (2ot).....	L.....	89-91
* - Sun Belt Conference		
+ - Sun Belt Conference Tournament, Bowling Green, KY		

2004-2005 - (14-14)

Nov. 19 -- Angelo State.....	W.....	100-66
Nov. 21 -- @ Alabama.....	L.....	71-85
Nov. 23 -- UNC Wilmington.....	W.....	76-69
Nov. 27 -- Lamar.....	W.....	70-66
Dec. 4 -- TCU.....	L.....	78-88
Dec. 7 -- @ Texas.....	L.....	57-86
Dec. 11 -- @ Texas-Pan American.....	W.....	92-85
Dec. 16 -- Southern.....	W.....	95-73
Dec. 22 -- Southeast Missouri State.....	W.....	69-62
Dec. 29 -- @ Chattanooga#.....	L.....	56-72
Dec. 30 -- vs. Tennessee-Martin#.....	W.....	75-70
Jan. 8 -- @ New Mexico State *.....	W.....	79-69
Jan. 13 -- @ Denver *.....	L.....	52-79
Jan. 17 -- @ Florida International *.....	W.....	68-60
Jan. 20 -- Arkansas-Little Rock *.....	L.....	64-71
Jan. 22 -- Arkansas State *.....	L.....	70-73
Jan. 27 -- @ New Orleans *.....	W.....	66-60
Jan. 29 -- @ South Alabama *.....	L.....	60-67
Feb. 3 -- Louisiana-Lafayette *.....	L.....	79-86
Feb. 5 -- New Mexico State *.....	W.....	79-67
Feb. 10 -- at Middle Tennessee *.....	L.....	64-79
Feb. 12 -- Western Kentucky *.....	L.....	92-93
Feb. 14 -- UT-Permian Basin.....	W.....	103-44
Feb. 17 -- Denver *.....	W.....	68-66

Feb. 19 -- @ Louisiana-Lafayette *.....	L.....	67-80
Feb. 24 -- New Orleans *.....	W.....	74-73
Feb. 26 -- South Alabama *.....	L.....	72-91

Sun Belt Tournament

Mar. 4 -- vs. Arkansas State+.....	L.....	76-84
* - Sun Belt Conference		
# - Dr. Pepper Classic Tournament; Chattanooga, Tenn.		
+ - Sun Belt Conference Tournament; Denton, Texas		

2005-2006 - (14-14)

Nov. 18 -- Hardin-Simmons.....	W.....	85-48
Nov. 22 -- @ UNC Wilmington.....	L.....	52-70
Nov. 30 -- @ Arizona State.....	L.....	67-83
Dec. 3 -- Chattanooga.....	W.....	83-76
Dec. 6 -- @ Texas A&M.....	L.....	70-72
Dec. 10 -- Nicholls State.....	W.....	98-82
Dec. 19 -- Angelo State.....	W.....	111-65
Dec. 23 -- Houston.....	L.....	84-92
Dec. 28 -- UT-Permian Basin.....	W.....	101-62
Dec. 30 -- Stephen F. Austin.....	W.....	81-75
Jan. 2 -- @ Tulsa.....	W.....	67-61
Jan. 5 -- Louisiana-Lafayette *.....	W.....	86-79
Jan. 7 -- New Orleans *.....	L.....	69-72
Jan. 12 -- Florida International *.....	W.....	90-81
Jan. 16 -- Denver *.....	W.....	72-70
Jan. 19 -- @ Arkansas-Little Rock *.....	L.....	60-69
Jan. 21 -- @ Arkansas State *.....	W.....	82-79
Jan. 26 -- Troy *.....	W.....	84-77
Jan. 28 -- South Alabama *.....	L.....	67-89
Feb. 2 -- @ Louisiana-Lafayette *.....	L.....	58-77
Feb. 4 -- @ New Orleans *.....	L.....	74-75
Feb. 9 -- Middle Tennessee *.....	L.....	60-62
Feb. 11 -- @ Western Kentucky *.....	L.....	71-97
Feb. 15 -- UT-Pan American.....	W.....	84-45
Feb. 18 -- @ Denver *.....	L.....	73-79
Feb. 23 -- @ Troy *.....	W.....	81-69
Feb. 25 -- @ South Alabama *.....	L.....	79-99

Sun Belt Tournament

Mar. 3 -- Arkansas-Little Rock+.....	L.....	55-72
* - Sun Belt Conference		
+ - Sun Belt Conference Tournament; Murfreesboro, Tenn.		



2006-2007 - (23-11)

Nov. 10 -- Cameron.....	W.....	85-47
Nov. 12 -- @ Charlotte.....	W.....	90-72
Nov. 15 -- UT-Arlington.....	L.....	81-83
Nov. 18 -- @ Rice.....	W.....	71-69
Nov. 21 -- Tulsa.....	W.....	65-63
Nov. 25 -- Texas State.....	W.....	95-77
Nov. 29 -- @ Nebraska.....	L.....	57-76
Dec. 6 -- @ Stephen F. Austin.....	W.....	76-70
Dec. 9 -- @ Nicholls State.....	W.....	74-71
Dec. 16 -- @ New Orleans*.....	L (2OT) 93-97	
Dec. 19 -- @ Western Kentucky*.....	W.....	86-85
Dec. 22 -- Jarvis Christian.....	W.....	94-70
Dec. 28 -- Belhaven.....	W.....	93-66
Dec. 30 -- Denver*.....	W.....	91-79
Jan. 4 -- @ Arkansas-Little Rock*.....	L.....	75-86
Jan. 6 -- @ Arkansas State*.....	L.....	60-84
Jan. 11 -- Louisiana-Lafayette*.....	W (OT) 73-72	
Jan. 18 -- @ Florida International*.....	L.....	66-67
Jan. 20 -- Florida Atlantic*.....	W.....	76-59
Jan. 25 -- Middle Tennessee*.....	W.....	66-53
Jan. 28 -- @ South Alabama*.....	L (OT) 89-90	
Feb. 1 -- Troy*.....	W.....	98-57
Feb. 3 -- Western Kentucky*.....	W.....	74-70
Feb. 8 -- New Orleans*.....	L.....	62-64
Feb. 10 -- @ Louisiana-Monroe*.....	L.....	62-66
Feb. 15 -- @ Denver*.....	W.....	78-65
Feb. 17 -- Arkansas-Little Rock*.....	W.....	74-69
Feb. 22 -- Arkansas State*.....	L.....	71-74
Feb. 24 -- @ Louisiana-Lafayette*.....	W.....	72-70

Sun Belt Tournament

Feb. 28 -- Louisiana-Lafayette%.....	W.....	93-78
Mar. 4 -- Louisiana-Monroe+.....	W (OT) 77-71	
Mar. 5 -- Middle Tennessee+.....	W.....	59-52
Mar. 6 -- Arkansas State+.....	W.....	83-75

NCAA Tournament

Mar. 16 -- [2] Memphis.....	L.....	58-73
* - Sun Belt Conference		
% - Sun Belt Tournament (First Round); Denton, Texas		
+ - Sun Belt Conference Tournament; Lafayette, La.		
# - NCAA Tournament (First Round); New Orleans, La.		

2007-2008 - (20-11)

Nov. 10 -- Cameron.....	W.....	106-53
Nov. 14 -- Oklahoma State.....	W.....	82-73
Nov. 17 -- Indiana State.....	W.....	78-69
Nov. 21 -- @ Texas-Arlington.....	L.....	64-72
Nov. 30 -- vs. Western New Mexico.....	W.....	84-82
Dec. 1 -- @ New Mexico State.....	W.....	75-72
Dec. 5 -- @ Texas.....	L.....	72-88
Dec. 8 -- Hartford.....	W.....	105-97
Dec. 17 -- Southern.....	W.....	79-58
Dec. 20 -- Centenary.....	W.....	76-54
Dec. 22 -- @ Denver*.....	L.....	59-63
Dec. 28 -- Texas A&M-International.....	W.....	97-70
Jan. 3 -- @ Troy.....	L(OT) 88-91	
Jan. 7 -- Louisiana-Monroe*.....	W.....	78-57
Jan. 10 -- @ Arkansas State*.....	W.....	74-63
Jan. 12 -- Louisiana-Lafayette*.....	W.....	72-65
Jan. 17 -- New Orleans*.....	L.....	61-83
Jan. 19 -- @ Florida Atlantic*.....	L.....	81-86
Jan. 27 -- @ Middle Tennessee*.....	L.....	60-69
Jan. 31 -- South Alabama*.....	W.....	70-68
Feb. 2 -- Florida International*.....	W.....	60-57
Feb. 7 -- Western Kentucky*.....	L.....	84-94
Feb. 9 -- @Arkansas-Little Rock*.....	L.....	82-84
Feb. 14 -- Denver*.....	W.....	62-48
Feb. 16 -- Troy*.....	W.....	90-64
Feb. 20 -- @ Louisiana-Monroe*.....	W.....	72-40
Feb. 23 -- Arkansas State*.....	W.....	82-77
Feb. 28 -- @ Louisiana-Lafayette*.....	L.....	58-63
Mar. 1 -- @ New Orleans*.....	W.....	79-77

Sun Belt Tournament

Mar. 5 -- Arkansas State#.....	W.....	85-63
Mar. 9 -- Western Kentucky+.....	L.....	70-84
* - Sun Belt Conference		
# - Sun Belt Tournament (First Round); Denton, Texas		
+ - Sun Belt Conference Tournament; Mobile, Ala.		

2008-2009 - (20-12)

Nov. 14 -- Cameron#.....	W.....	87-66
Nov. 17 -- @ Oklahoma State.....	L.....	88-100
Nov. 20 -- @ Sam Houston State.....	W.....	76-71
Nov. 23 -- @ Indiana State.....	W.....	80-69
Nov. 26 -- Jackson State.....	W.....	84-82
Nov. 29 -- @ Houston.....	L.....	51-84
Dec. 3 -- Sam Houston State.....	W.....	68-66
Dec. 6 -- New Mexico State.....	W.....	85-83
Dec. 15 -- Houston Baptist.....	W.....	88-76
Dec. 18 -- @ Louisiana-Lafayette*.....	W.....	78-64
Dec. 22 -- @ New Orleans*.....	L.....	65-71
Dec. 29 -- UT Arlington.....	L.....	75-80
Dec. 31 -- Middle Tennessee.....	L(OT) 80-89	
Jan. 3 -- @ Arkansas^.....	L.....	75-86
Jan. 8 -- @ UALR*.....	L(OT) 77-78	
Jan. 10 -- Arkansas State*.....	W(3OT) 86-83	
Jan. 15 -- Denver*.....	W.....	69-62
Jan. 17 -- Florida Atlantic*.....	W.....	69-60
Jan. 22 -- @ Florida International*.....	W.....	80-75
Jan. 29 -- Troy*.....	L.....	69-77
Jan. 31 -- @ Western Kentucky*.....	L.....	67-71
Feb. 5 -- @ South Alabama*.....	L.....	65-68
Feb. 7 -- Louisiana-Lafayette*.....	W.....	92-74
Feb. 12 -- New Orleans*.....	W.....	79-69
Feb. 14 -- @ Middle Tennessee*.....	W.....	89-78
Feb. 19 -- Louisiana-Monroe*.....	W.....	95-80
Feb. 21 -- UALR*.....	L.....	54-58
Feb. 26 -- @ Arkansas State*.....	W.....	91-82
Mar. 1 -- at Denver*.....	W.....	73-59

Sun Belt Tournament

Mar. 4 -- Florida Atlantic%.....	W.....	79-73
Mar. 8 -- Middle Tennessee+.....	W.....	88-79
Mar. 9 -- Western Kentucky+.....	L.....	70-77
# - Home game played in Ken Bahnsen Center (Snake Pit)		
^ - Neutral game played in Alltel Arena, Little Rock, Ark.		

* - Sun Belt Conference game

% - Sun Belt Tournament (First Round); Denton, Texas		
+ - Sun Belt Conference Tournament; Hot Springs, Ark.		

2009-2010 - (24-9)

Nov. 13 -- Cameron.....	W.....	80-62
Nov. 18 -- @ UT Arlington.....	W(2ot) 101-99	
Nov. 21 -- @ Oklahoma State.....	L.....	68-82
Nov. 24 -- Jackson State.....	W.....	68-58
Nov. 28 -- @ Boise State.....	L.....	73-79
Dec. 2 -- Univ. of the Southwest.....	W.....	91-62
Dec. 5 -- @ Rice.....	W.....	64-62
Dec. 7 -- @ Texas A&M.....	L.....	65-75
Dec. 13 -- Louisiana-Monroe*.....	W.....	79-62
Dec. 20 -- Florida International*.....	L (ot) 70-80	
Dec. 22 -- Southeastern Louisiana.....	W.....	71-61
Dec. 28 -- Texas Southern.....	W.....	71-69
Dec. 31 -- @ UALR*.....	W.....	83-78
Jan. 2 -- @ Arkansas State*.....	L.....	56-71
Jan. 7 -- @ Louisiana-Lafayette*.....	L.....	72-74
Jan. 9 -- New Orleans*.....	W.....	71-57
Jan. 14 -- @ Troy*.....	W.....	75-72
Jan. 16 -- Arkansas State*.....	L.....	70-83
Jan. 21 -- South Alabama*.....	W.....	86-78
Jan. 28 -- @ Western Kentucky*.....	W(ot) 84-83	
Jan. 30 -- @ Middle Tennessee*.....	L.....	64-69
Feb. 4 -- Florida Atlantic*.....	W.....	86-69
Feb. 6 -- @ Florida International*.....	W.....	68-66
Feb. 11 -- @ New Orleans*.....	W.....	68-46
Feb. 13 -- Denver*.....	W.....	64-59
Feb. 15 -- @ Houston Baptist.....	W.....	101-87
Feb. 20 -- UALR*.....	W.....	83-65
Feb. 25 -- Louisiana-Lafayette*.....	W.....	65-57
Feb. 27 -- @ Louisiana-Monroe*.....	W.....	74-71

Sun Belt Tournament; Hot Springs, Ark.

Mar. 7 -- vs. Louisiana-Monroe+.....	W.....	69-66
Mar. 8 -- vs. Denver+.....	W.....	63-56
Mar. 9 -- vs. Troy+.....	W.....	66-63

NCAA Tournament

Mar. 18 -- vs. [2] Kansas State\$.....	L.....	62-82
* - Sun Belt Conference game		
\$ - NCAA Tournament; (First Round) Oklahoma City, Okla.		

2010-2011 - (22-11)

Nov. 12 -- Henderson State.....	W.....	92-66
Nov. 16 -- Texas Tech.....	W(OT) 92-83	
Nov. 19 -- @ No. 7 Kansas.....	L.....	60-93
Nov. 23 -- Rice.....	W.....	68-65
Nov. 27 -- @ Texas State.....	W.....	81-77
Nov. 30 -- UT Arlington.....	W.....	87-83
Dec. 2 -- Grambling State.....	W.....	89-78
Dec. 4 -- @ Texas Southern.....	W.....	70-64
Dec. 8 -- @ Sam Houston State.....	L.....	74-94
Dec. 11 -- Jackson State.....	W.....	68-49
Dec. 19 -- Texas State.....	W.....	85-62
Dec. 22 -- @ LSU.....	W.....	75-55
Dec. 28 -- Oklahoma Panhandle State.....	W.....	83-62
Dec. 30 -- UALR*.....	W.....	81-69
Jan. 1 -- Louisiana-Lafayette*.....	W.....	80-63
Jan. 5 -- @ Middle Tennessee*.....	L.....	71-78
Jan. 13 -- @ FIU*.....	W.....	87-77
Jan. 15 -- @ Troy*.....	L.....	81-89
Jan. 20 -- @ ULM*.....	W.....	79-62
Jan. 22 -- Arkansas State*.....	W.....	83-64
Jan. 27 -- @ Louisiana-Lafayette*.....	L.....	88-93
Jan. 29 -- @ Denver*.....	L.....	67-80
Feb. 3 -- Florida Atlantic*.....	L.....	55-72
Feb. 12 -- @ Western Kentucky*.....	L.....	76-87
Feb. 17 -- South Alabama*.....	W.....	82-79
Feb. 19 -- ULM*.....	L.....	75-82
Feb. 24 -- @ Arkansas State*.....	L.....	47-63
Feb. 26 -- Denver*.....	W.....	63-61
Mar. 1 -- @ UALR*.....	W.....	72-69

Sun Belt Tournament; Hot Springs, Ark.

Mar. 5 -- vs. Troy.....	W.....	83-69
Mar. 6 -- vs. Florida Atlantic.....	W.....	78-64
Mar. 7 -- vs. Western Kentucky.....	W.....	81-62
Mar. 8 -- vs. UALR.....	L.....	63-64

* - Sun Belt Conference game

2011-2012 - (18-14)

Nov. 11 -- St. Gregory's.....	W.....	81-52
Nov. 16 -- @ Texas Tech.....	L.....	64-69
Nov. 22 -- @ UT Arlington.....	L.....	64-97
Nov. 27 -- @ No. 24 Mississippi State.....	L.....	59-82
Nov. 29 -- @ Texas.....	L.....	57-73
Dec. 2 -- vs. La Sierra #.....	W.....	92-45
Dec. 3 -- vs. Columbia #.....	L.....	57-72
Dec. 4 -- @ Loyola Marymount #.....	W.....	76-63
Dec. 10 -- Sam Houston State.....	W.....	53-50
Dec. 18 -- Jackson State.....	W.....	69-55
Dec. 20 -- Grambling State.....	W.....	82-40
Dec. 22 -- LSU.....	L.....	58-67
Dec. 27 -- New Orleans.....	W.....	78-47
Dec. 29 -- UALR *.....	L.....	66-69
Dec. 31 -- Troy *.....	W.....	87-65
Jan. 5 -- @ South Alabama *.....	W(ot) 78-73	
Jan. 7 -- @ Arkansas State *.....	L.....	72-75
Jan. 12 -- Western Kentucky *.....	W.....	84-67
Jan. 14 -- @ ULM *.....	W.....	68-55
Jan. 21 -- Denver *.....	W(ot) 75-74	
Jan. 25 -- @ Louisiana-Lafayette *.....	L.....	62-64
Jan. 28 -- Arkansas State *.....	W.....	76-64
Feb. 2 -- Middle Tennessee *.....	L.....	66-68
Feb. 9 -- @ FIU *.....	W.....	68-61
Feb. 11 -- @ Florida Atlantic *.....	L(2ot) 81-86	
Feb. 16 -- ULM *.....	W.....	86-51
Feb. 18 -- Louisiana-Lafayette *.....	L.....	53-57
Feb. 23 -- @ UALR *.....	W(ot) 75-67	
Feb. 26 -- @ Denver *.....	L.....	52-64

Sun Belt Tournament; Hot Springs, Ark.

Mar. 4 -- vs. [4] Louisiana-Lafayette.....	W.....	65-62
Mar. 5 -- vs. [9] Arkansas State.....	W.....	76-72
Mar. 6 -- vs. [7] Western Kentucky.....	L.....	70-74
# Loyola Marymount Centennial Classic, Los Angeles, Calif.		
* - Sun Belt Conference game		



RECORDS

↳ all-time results

↳ The Tony Benford Era Career 12-20

2012-2013 - (12-20)

Nov. 9 -- @ No. 16 Creighton.....	L.....	51-71
Nov. 12 -- vs. Alabama-Huntsville #.....	L.....	75-78
Nov. 13 -- vs. Lamar #.....	W.....	74-59
Nov. 16 -- Cameron.....	W.....	78-49
Nov. 19 -- vs. IUPUI %.....	W.....	80-66
Nov. 20 -- @ Virginia %.....	L.....	64-80
Nov. 28 -- UT Arlington.....	L.....	59-72
Dec. 1 -- Louisiana-Lafayette *.....	L.....	76-80
Dec. 5 -- @ St. Louis.....	L.....	63-67
Dec. 8 -- Jackson State.....	W.....	83-65
Dec. 16 -- Southeastern Louisiana.....	W.....	45-40
Dec. 20 -- Lehigh.....	L.....	75-90
Dec. 29 -- @ Western Kentucky *.....	L.....	64-70
Dec. 31 -- @ Middle Tennessee *.....	L.....	57-75
Jan. 3 -- Troy *.....	W.....	76-59
Jan. 5 -- ULM *.....	L.....	68-81
Jan. 10 -- @ UALR *.....	L.....	53-67
Jan. 12 -- South Alabama *.....	W.....	66-56
Jan. 17 -- @ FIU *.....	L.....	64-70
Jan. 19 -- @ Florida Atlantic *.....	W(ot)	61-59
Jan. 24 -- Middle Tennessee *.....	L.....	64-72
Jan. 26 -- UALR *.....	L.....	57-62
Jan. 31 -- @ Louisiana-Lafayette *.....	L.....	74-105
Feb. 2 -- @ Arkansas State *.....	L(ot)	66-75
Feb. 7 -- Western Kentucky *.....	L.....	59-70
Feb. 9 -- FIU *.....	W.....	77-67
Feb. 14 -- at ULM *.....	L.....	73-85
Feb. 16 -- @ Troy *.....	W.....	63-61
Feb. 21 -- Florida Atlantic *.....	W(ot)	66-57
Feb. 23 -- @ South Alabama *.....	L.....	57-69
Feb. 28 -- Arkansas State *.....	W.....	74-50
Sun Belt Tournament; Hot Springs, Ark.		
Mar. 8 -- vs. [8] Louisiana-Lafayette.....	L.....	55-74

NIT Season Tip-Off Opening Round, Manhattan, Kan.
 % NIT Season Tip-Off Consolation Round, Charlottesville, Va.
 * - Sun Belt Conference game

2013-14 North Texas Men's Basketball Schedule

<u>Date</u>	<u>Opponent</u>	<u>Tip</u>
Nov. 1	Oklahoma City (Exhib)	7:00 p.m.
Nov. 4	Southeastern Oklahoma (Exhib)	7:00 p.m.
Nov 8	Northwood	5:00 p.m.
Nov 11	at Oklahoma #	7:00 p.m.
Nov 14	Nicholls State	7:00 p.m.
Nov 21	vs. Columbia #	4:00 p.m.
Nov 22	vs. Idaho #	TBA
Nov 23	at Portland #	9:00 p.m.
Nov 26	Incarnate Word	7:00 p.m.
Nov 30	Southeastern Louisiana	7:00 p.m.
Dec 3	at Brigham Young	8:00 p.m.
Dec 15	Stephen F. Austin	1:00 p.m.
Dec 17	Central Arkansas (DISD Game)	11:30 a.m.
Dec 21	Wayland Baptist	3:00 p.m.
Dec 31	at Texas A&M	4:30 p.m.
Jan 4	UC Riverside	2:00 p.m.
Jan 9	Southern Miss *	7:00 p.m.
Jan 11	Tulane *	1:00 p.m.
Jan 16	at Marshall *	6:00 p.m.
Jan 18	at Charlotte *	6:00 p.m.
Jan 23	UAB *	7:00 p.m.
Jan 25	Middle Tennessee *	7:00 p.m.
Feb 1	at Tulsa *	3:00 p.m.
Feb. 6	at Rice *	7:00 p.m.
Feb. 8	at Louisiana Tech *	6:00 p.m.
Feb. 13	Old Dominion *	7:00 p.m.
Feb. 15	East Carolina *	7:00 p.m.
Feb. 20	at FIU *	6:00 p.m.
Feb. 22	at Florida Atlantic *	6:00 p.m.
Feb. 27	at UTSA *	7:00 p.m.
March 2	UTEP *	2:00 p.m.
March 6	Tulsa *	7:00 p.m.

March 12-15 Conference USA Tournament TBA

All Times Central

Coaches vs. Cancer Classic

* Conference USA Game