



2012-13
NORTH TEXAS
MEN'S BASKETBALL

FACT AND RECORDS BOOK

MEAN GREENTM
MEN'S BASKETBALL



2012-13
NORTH TEXAS MEN'S
BASKETBALL

FACT AND RECORDS BOOK

MEAN GREEN™
MEN'S BASKETBALL

North Texas Athletics Department

1301 S. Bonnie Brae
Denton, TX 76207
Office: (940) 565-2662

Shipping Address - Use this for overnight - FED EX / UPS
1251 South Bonnie Brae
Shipping Dock Denton, TX 76207

Mailing Address - US Postal Service ONLY
1155 Union Circle #311397
Denton, TX 76203

www.meangreensports.com

Credits: the North Texas Media Relations Department

Photography: Rick Yeatts

Mean Green Mission Statement

- * To Promote and monitor the educational achievement and personal growth of student-athletes, emphasizing that their educational growth and development is the primary purpose of intercollegiate athletics
- * To conduct an athletics program that protects and enhances the physical and educational welfare of student-athletes
- * To provide fair and equitable opportunity for all student-athletes and staff participating in intercollegiate sport activities, regardless of gender or ethnicity
- * To promote the principles of good sportsmanship and honesty in compliance with the University of North Texas, state, NCAA and conference regulations
- * To conduct a competitive athletics program that promotes faculty, staff, student and community affiliation with the University of North Texas
- * To serve the community through public service and outreach activities which positively reflect on the University of North Texas and promote good will in the community.



2 PERSONNEL

2012-13 Roster 2
 Coaches..... 3
 Returning Players 8
 Newcomers..... 17

18 OPPONENTS

All-Time Series 18
 North Texas vs. Conferences 20

22 2011-12 IN REVIEW

2011-12 Statistics 22
 Game-By-Game Results 23
 2011-12 Superlatives 24
 Box Scores..... 25

33 RECORDS

1,000 Point Club..... 33
 Top 30 All-Time Scorers / Career Scoring Club 36
 Individual Records 37
 Single-Game Records 38
 Single-Season Records 40
 Career Records 41
 Season-By-Season Leaders 42
 Team Records 45
 Year-By-Year Statistics 47
 Overtime Games/The Last Time..... 48
 All-Time Award Winners..... 49
 Letterwinners..... 50
 Postseason Appearances 52
 Coaching Records 53
 Super Pit Records 55
 vs. AP Ranked Opponents..... 56
 All-Time Results 57

GENERAL

Name of School..... University of North Texas
 City/Zip..... Denton, Texas/76203
 Founded..... 1890
 Enrollment..... 35,694
 Nickname Mean Green
 School Colors..... Green and White
 Facility..... The Super Pit
 Capacity 10,500
 Press Row Phone 940-565-4674
 Affiliation..... Division I-A
 Conference Sun Belt Conference (C-USA in 2013-14)
 President V. Lane Rawlins
 Athletic Director..... Rick Villarreal
 Athletic Dept. Phone..... 940-565-2662
 Athletic Website..... MeanGreenSports.com

COACHING STAFF

Head Coach..... Tony Benford
 Alma Mater Texas Tech '92
 Record at North Texas (Year)..... 0-0 (First)
 Overall Record..... Same
 Phone 940-565-3654
 Associate Head Coach Rob Evans (New Mexico St., '68)
 Assistant Coaches..... Bart Lundy (Winthrop, '94)
 Director of Operations..... Jeff Luster (Tabor College, '96)

TEAM INFORMATION

2011-12 Overall Record..... 18-14
 Conference Record/Finish9-7/4th West - Tournament Finals
 Starters Returning 5
 Tony Mitchell (So., F) 14.7 ppg, 10.3 rpg, 3.0 bpg
 Alzee Williams (Jr., G)..... 10.5 ppg, 3.4 rpg, 1.7 apg
 Brandan Walton (Sr., G)..... 8.8 ppg, 2.6 rpg, 36.7 3fg%
 Roger Franklin (Sr., F)..... 8.2 ppg, 5.0 rpg, 1.2 apg
 Jacob Holmen (Sr., F) 7.0 ppg, 3.3 rpg, 33.3 3fg%
 Starters Lost..... 0
 Letterwinners Returning..... 8
 Mitchell, A. Williams, Walton, Franklin, Holmen, Chris Jones (So. G),
 Jordan Williams (So., G), Niko Stojiljkovic (Sr., F)
 Letterwinners Lost 5
 Alonzo Edwards (F), Tyler Hall (G), Kedrick Hogans (F), Trey Norris
 (G), Forrest Robinson (F)
 Newcomers..... 4
 Keith Coleman (So., F, Marshalltown CC, Philadelphia, Pa.), P.J.
 Hardwick (Fr., G, Christian Life Academy, Houston, Texas), Clarke
 Overlander (Fr., G, Argyle HS, Argyle, Texas), T.J. Taylor (So., G, Paris
 JC, Denison, Texas)

SPORTS INFORMATION

Assistant Dir. (MBB Contact)..... Stephen Howard
 Office Phone..... 940-369-8548
 Cell Phone 817-793-5199
 E-Mail stephen.howard@unt.edu



PLAYERS

↳ 2012-13 roster

↳ Numerical Roster

Name	No.	Ht.	Wt.	Cl.	Pos.	Exp.	Hometown	Previous School
Jacob Holmen	1	6-8	225	Sr.	F	3L	Whitehouse, Texas	Whitehouse HS
Brandan Walton	2	6-2	205	Sr.	G	1L	Compton, Calif.	Casper College
Alzee Williams	3	6-4	180	Jr.	G	2L	Dallas	Miss. Elite Christian Academy
P.J. Hardwick	4	5-10	170	Fr.	G	HS	Miami	Christian Life Academy
Chris Jones	5	6-2	202	So.	G	1L	Garland, Texas	Lakeview Centennial HS
Justin Patton	11	6-7	200	Sr.	F	TR	Bossier City, La.	Grambling State
Tony Mitchell	13	6-8	235	So.	F	1L	Dallas	Pinkston HS
T.J. Taylor	21	6-3	220	So.	G	TR	Denison, Texas	Marquette/Paris JC
Clarke Overlander	22	6-5	210	Fr.	G	HS	Argyle, Texas	Argyle HS
Jordan Williams	23	6-6	195	So.	G	1L	Dallas	Kimball HS
Niko Stojilkovic	25	6-9	215	Sr.	F	1L	Paris, France	Lon Morris College
Roger Franklin	32	6-5	220	Sr.	G/F	1L	Duncanville, Texas	Oklahoma State
Keith Coleman	44	6-10	245	So.	F	TR	Philadelphia	Marshalltown CC

↳ Alphabetical Roster

Name	No.	Ht.	Wt.	Cl.	Pos.	Exp.	Hometown	Previous School
Keith Coleman	44	6-10	245	So.	F	TR	Philadelphia	Marshalltown CC
Roger Franklin	32	6-5	220	Sr.	G/F	1L	Duncanville, Texas	Oklahoma State
P.J. Hardwick	4	5-10	170	Fr.	G	HS	Miami	Christian Life Academy
Jacob Holmen	1	6-8	225	Sr.	F	3L	Whitehouse, Texas	Whitehouse HS
Chris Jones	5	6-2	202	So.	G	1L	Garland, Texas	Lakeview Centennial HS
Tony Mitchell	13	6-8	235	So.	F	1L	Dallas	Pinkston HS
Clarke Overlander	22	6-5	210	Fr.	G	HS	Argyle, Texas	Argyle HS
Justin Patton	11	6-7	200	Sr.	F	TR	Bossier City, La.	Grambling State
Niko Stojilkovic	25	6-9	215	Sr.	F	1L	Paris, France	Lon Morris College
T.J. Taylor	21	6-3	220	So.	G	TR	Denison, Texas	Marquette/Paris JC
Brandan Walton	2	6-2	205	Sr.	G	1L	Compton, Calif.	Casper College
Alzee Williams	3	6-4	180	Jr.	G	2L	Dallas	Miss. Elite Christian Academy
Jordan Williams	23	6-6	195	So.	G	1L	Dallas	Kimball HS

Head Coach: Tony Benford - Texas Tech, '92 (1st season)

Associate Head Coach: Rob Evans - New Mexico State, '68 (1st season)

Assistant Coaches: Bart Lundy - Winthrop, '94 (1st season), David Anwar - Fitchburg State, '98 (1st season)

Director of Operations: Jeff Luster - Tabor College, '96 (3rd season)



Tony Benford

Head Coach

First Year ▶ Texas Tech '92

Personal

Birthdate

March 22, 1964

Hometown

Hobbs, N.M.

Alma Mater

Texas Tech, '92

Spouse

Deborah

Children

Audriana, Milena, Tony Jr., Jeremy

Coaching

North Texas

Head Coach (2012-Pr)

Marquette

Assoc. Head Coach (2011-12)

Asst. Coach (2008-11)

Nebraska

Asst. Coach (2006-08)

UTEP

Asst. Coach (July 2006)

Arizona State

Assoc. Head Coach (2004-06)

Asst. Coach (1998-04)

New Mexico

Asst. Coach (1992-98)

All Saints School

Head Coach (1988-1991)

Playing career

European League

Holland (1986-87)

Chicago Bulls

Training Camp (1986)

Boston Celtics

Fourth Round Draft Pick (1986)

Texas Tech

All-SWC (1986)

SWC Tournament MVP (1986)

Hobbs High School

1982 N.M. State MVP

1982 State Champion

One of the nation's most respected assistant coaches, Tony Benford, has taken the reigns of the North Texas men's basketball program.

A veteran of 20 years in Division I basketball and 14 postseason appearances, Benford served as the associate head coach under Buzz Williams at Marquette last season; his fourth year with the Golden Eagles. During his time at Marquette, Benford helped recruit and coach six All-Big East players, including 2012 Big East Player of the Year Jae Crowder.

Tabbed by Basketball Times, Fox Sports and Hoop Scoop as one of the country's top assistant coaches, Benford also spent time at Nebraska (2006-08), Arizona State (1998-06) and New Mexico (1992-98) developing some of the nation's most talented players.

"I couldn't be more excited about the opportunity of taking over the basketball program at North Texas," Benford said. "I would like to thank Rick Villarreal and President V. Lane Rawlins for this opportunity, and Johnny Jones for doing such a great job in making North Texas a winner. My philosophy is all about the players, and we will do everything in ensure that our players grow in the classroom, the community and on the court."

In his career Benford recruited and coached five NBA first-round draft picks: Garland, Texas; Ike Diogu (Arizona St., '05), Charles Smith (New Mexico, '97), Kenny Thomas (New Mexico, '99), Lazar Hayward (Marquette, '10) and Jimmy Butler (Marquette, '11), as well as three second-round picks in Eddie House (Arizona St., '00), Tommy Smith (Arizona St., '03) and Jeff Pendergraph (Arizona St., '09).

A native of Hobbs, N.M., Benford played collegiately at Texas Tech and was the catalyst for the Red Raiders Southwest Conference regular-season and tournament titles in 1985, and their 1986 SWC Tournament championship. He earned All-Southwest Conference and SWC Tournament MVP honors as a senior. The Boston Celtics selected Benford in the fourth round of the 1986 NBA Draft, and he played professionally in Holland for the 1986-87 season.

With Williams and Benford at the helm at Marquette, the Golden Eagles have reached the NCAA Tournament's Sweet 16 in each of the last two years. Marquette was ranked No. 11 in the final AP poll of 2012, and ranked 31st in the country in scoring offense with an average of 75.4 points per game. MU won at least 20 games and reached the NCAA Tournament in each of Benford's four years with the program.

Before arriving at Marquette, he had spent the previous two campaigns at Nebraska under head coach Doc Sadler. The Huskers collected 37 total victories in the two seasons, highlighted by a trip to the National Invitation Tournament in 2008. The squad posted 20 wins in 2007-08, just the 12th 20-win campaign in the program's 112-year history. North Texas forward Alonzo Edwards was recruited to Nebraska by Benford prior to transferring to Denton.

Benford served on the Arizona State bench as an assistant coach for his first six years in Tempe before being named associate head coach for his last two seasons with the Sun Devils. Benford helped the Sun Devils to four postseason appearances during his tenure, including earning a spot in the second round of the 2003 NCAA Tournament. While at ASU, Benford recruited Keith Wooden and George Odufuwa to Phoenix before the pair transferred to North Texas and went on to start a combined 143 games for the Mean Green.

In six seasons with New Mexico, Benford helped the Lobos reach five NCAA Tournament bids while winning 73.2 percent of their games (139-51 record). New Mexico picked up a pair of Western Athletic Conference tournament titles in 1993 and 1996, and a regular-season championship in 1994. During his stint with the Lobos, Benford coached the top four scorers in program history, including all-time leading scorer in Kenny Thomas.


As a prep all-star, Benford was a Converse All-American and the New Mexico Player of the Year after pouring in 27.5 points per game as a senior at Hobbs High School. He led Hobbs to the state title in his final season, earning MVP honors of the state championship tournament after posting 29 points in the title game.



Rob Evans

Associate Head Coach

First Year ▶ New Mexico State '68



A veteran of more than 40 years in college basketball, former Arizona State and Mississippi head coach Rob Evans has joined Tony Benford and the North Texas coaching staff as associate head coach.

As a head coach, Evans led six of his 14 teams to postseason bids, and owns a 205-201 overall record in helping to rebuild the ASU and Ole Miss programs. Evans comes to North Texas after four years as an assistant at Arkansas followed by a one-year stay at TCU in 2012.

The move to North Texas reunites Evans and Benford, who share a 30-plus year friendship in basketball.

Evans recruited Benford to play at Texas Tech, and later the duo coached the Sun Devils together for eight seasons (1998-06) – the last two of which saw Benford promoted to associate head coach.

In 2003, Arizona State recorded its first 20-win season since 1995, and advanced to the second round of the NCAA Tournament. ASU also qualified for the NIT in 2000, 2002 and 2005.

“We are very fortunate to have a coach of the caliber of Rob Evans joining our program,” Benford said. “He has been my mentor for years, and his success in over four decades of college basketball speaks for itself. Rob Evans is one of the most respected coaches in the nation on and off the floor, and I couldn’t be more excited to be working with him again.”

At Ole Miss, Evans took over a program with just one winning season in the previous nine years and only one NCAA Tournament bid in its history. He led the Rebels to a 14-13 mark in 1994 during his second season, marking the program’s first winning season in seven years, followed by SEC Western Division titles and back-to-back NCAA Tournament bids for the first time in 1997 and 1998.

The consecutive 20-win seasons were the first for Ole Miss since 1937 and 1938. Evans was named SEC Coach of the Year and CollegeInsider.com National Coach of the Year in 1997.

He led the Rebels to a pair of SEC Western Division titles and NCAA Tournament bids before guiding ASU to postseason tournament appearances in three of his last five years.

“I have a tremendous amount of affection and respect for Tony Benford and what he has started at North Texas, I couldn’t be more excited to be on board,” Evans said.

“We have shared a tremendous relationship ever since I recruited him to play for Texas Tech, and when he was a part of my staff at Arizona State and that continues today now that he is one of the best and brightest up-and-coming coaches in the business.

My wife, Carolyn, and I are really looking forward to moving to Denton and getting started.”

From 2007-11 Evans served as an assistant at Arkansas. Among the highlights during his tenure with the Razorbacks included reaching the finals of the SEC Tournament and advancing to the second round of the NCAA Tournament in his first season with the program in 2008.

The Hobbs, N.M., native was a collegiate assistant for 24 years before taking over the Ole Miss program. He was an assistant to Eddie Sutton at Oklahoma State in 1991 and 1992 after spending 15 years at Texas Tech (1976-90). He started his coaching career by spending seven seasons under Lou Henson at New Mexico State (1969-75), his alma mater.

As an assistant at New Mexico State, Evans helped the Aggies earn four NCAA Tournament bids in seven years with a trip to the Final Four in 1970. He also coached the freshman teams to a combined record of 90-15 during his tenure. Eight of his teams at Texas Tech won 17 or more games with three Southwest Conference Tournament titles and three NCAA Tournament bids, while Oklahoma State reached the Sweet 16 both years with Evans on staff.

Evans was a standout athlete prior to his time on the sidelines. He was the first All-American at Lubbock Christian College in 1966 before moving on to New Mexico State, where he captained the Aggies to a pair of NCAA Tournament berths. NMSU’s 1967 team lost to Elvin Hayes and Houston in the NCAA Tournament, while the 1968 squad beat Dick Motta and Weber State before falling to eventual national champion UCLA and Lew Alcindor.

A multi-sport star, Evans was drafted out of high school by the Colt 45s, which eventually became the Houston Astros. Following college, he signed as a free agent with the Dallas Chaparrals of the American Basketball Association and with the Oakland Raiders as a receiver.

Evans, who was selected NMSU’s most outstanding athlete in 1967 and has been named to the school’s all-time basketball team, was inducted into the Aggie Athletic Hall of Fame in 1993.

In 1991, he was elected by his peers to be president of the National Association of Assistant Basketball Coaches, was inducted into the Lubbock Christian Hall of Fame in 1990, the Las Cruces, N.M., Hall of Fame in 1989, presented the Texas Tech Outstanding Achievement Award for 1986-87 and selected as NMSU’s School of Education Alumnus of the Year in 1994.





Bart Lundy

Assistant Coach

First Year ▶ Winthrop '94

A veteran of 211 head coaching victories, Bart Lundy has joined Tony Benford's North Texas men's basketball coaching staff.

Lundy served the last three seasons as the Director of Basketball Operations at Marquette, and owns a 211-128 (.622) record as the head coach at High Point and Queens University of Charlotte.

"I'm extremely excited to have Bart Lundy as a part of this staff," said Benford. "He has tremendous character, is a great father, person and coach. Coach Lundy is the type of person that we want around our program. He has had tremendous success as a head coach, and we are very fortunate to have him here at North Texas."

When he claimed his 200th win on February 27, 2008, Lundy became one of the youngest coaches in NCAA history to reach that milestone. His career winning percentage also placed him in the top-10 percent among active coaches in the country.

Lundy arrived in Milwaukee after serving for six seasons as head coach at High Point. He compiled an overall record of 96-87 and guided the program to numerous individual and team accolades. During his tenure, the Panthers set school records for NCAA Division I wins in a season, conference victories, road wins and RPI ranking.

"I'm excited about the opportunity here at North Texas, and I'm just as excited to be working for a man of the character and abilities of Tony Benford," said Lundy. "I'm grateful for the opportunity, and I want to do everything possible to make North Texas basketball and coach Benford a huge success."

The Galax, Va., native collected the top-rated Big South recruiting classes on five occasions at HPU and has developed multiple student-athletes into all-conference caliber performers.

Honors collected by Royals players under Lundy's supervision include player of the year (3), defensive player of the year and the league's all-time leading rebounder (Arizona Reid).

Lundy was tabbed the Big South Coach of the Year by several publications in 2004 after leading the team to a 19-11 overall record and an appearance in the league's conference tournament championship game in his first season. He was also tabbed the nation's

top rookie coach that season by CollegeInsider.com after his team posted a 13-win improvement from the previous year.

Previous to High Point, Lundy compiled an overall record of 115-41 in five seasons at Queens. His tenure included a pair of NCAA Division II Elite Eight appearances and one trip to the Final Four in 2003. He recruited and coached five All-America selections, including the 2003 national player of the year (Spencer Ross).

Lundy was tabbed the Carolinas-Virginia Athletic Conference Coach of the Year in 2001 and was also named the NCAA East Region Coach of the Year that season. The Royals claimed the league title in four of his five years on the bench and shattered the school record for victories in a season (29 in 2002-03) on three occasions.

In the classroom during his decade as a head coach, 90 percent of the student-athletes under Lundy earned their degrees and 100 percent were on track to graduate entering their final season of eligibility.

Highly involved in the profession and the community, he has served on NCAA and NABC committees while also working with the YMCA and Boys & Girls Club.

His career at Queens included a three-year stint (1995-97) as an assistant coach under Dale Layer.

A 1994 graduate of Winthrop, Lundy was a player at UNC Pembroke and Lenoir-Rhyne before starting his coaching career. Lundy was an assistant at Winthrop for three years (1993-95) under head coach Dan Kenney before becoming an assistant at Queens. He earned his master's degree from Winthrop in 1998.

Lundy is the proud father of three sons: Ian, Kellen and Alec.



David Anwar

Assistant Coach

First Year ▶ Fitchburg State '98



Tony Benford has completed his coaching staff with the addition of former Nebraska assistant and 12-year coaching veteran David Anwar.

Anwar spent the last six seasons with the Cornhuskers, including five years as an assistant coach and one season as the director of basketball operations in 2010-11. The move reunites Benford and Anwar, who spent the 2006-07 and 2007-08 seasons together as assistant coaches under Doc Sadler.

"Every coach that we have brought on board here at North Texas is a person that I fully trust, and has great loyalty," Benford said. "David Anwar fits that bill perfectly. He has always shared great relationships with his players, has done a great job on the floor and has recruited Texas very well. We are very fortunate to have coach Anwar joining us."

Anwar worked with the wings and post players for most of his time at Nebraska, helping the Huskers to the postseason in three of the last five seasons. He played a major role in NU ranking among the top 25 nationally in scoring defense in both 2007-08 and 2008-09.

The Huskers also showed the ability to score from long distance in 2009-10, as Eshaunte Jones (40-of-92, 43.5 percent), Ryan Anderson (54-of-126, 42.9 percent) and Brandon Ubel (11-of-21, 53.4 percent) helped Nebraska set a school record and rank 15th nationally in 3-point percentage (39.7 percent).

"I'm very excited to be working with coach Benford again," Anwar said. "He's one of the nation's top up-and-coming coaches, and a first-rate recruiter and coach. Most importantly, I look forward to working with a close friend."

Working primarily with the Nebraska guards in his first year, Anwar's guidance helped the Huskers power to the second-highest 3-point total in school history with 244 treys in 2006-07.

Off the court, Anwar was instrumental in recruiting, helping Nebraska reel in arguably its top-rated class in the Big 12 era. The Huskers' eight-man recruiting class for 2007 was ranked among the top 25 in the nation by at least three major scouting services, including ESPN.com's Bob Gibbons

(21st), CSTV.com's Van Coleman (12th) and HoopScoopOnline.com's Clark Francis (5th).

Prior to Nebraska, Anwar served two seasons under Sadler at UTEP as the Miners' director of operations. He was responsible for the program's budget, scheduling and practice management. Anwar also oversaw the administrative staff and assisted with special projects, camps and on-campus recruiting while helping Sadler and the Miners reach the 2005 NCAA Tournament and 2006 NIT.

Before joining the UTEP program, Anwar served as an assistant coach at Arkansas-Fort Smith for four seasons, including the final three under Sadler. Anwar had on-court and practice responsibilities and also served as the recruiting coordinator. Arkansas-Fort Smith earned a 101-29 record with Anwar on the bench, including a pair of top-seven national finishes in 2001 (fifth) and 2002 (seventh). The team won the Bi-State Conference East league title each of his three seasons under Sadler and produced numerous all-conference players on the court and in the classroom.

Anwar has helped several programs earn a successful record of academic success, including helping more than 20 players move on to four-year schools from Arkansas-Fort Smith.

Earlier in his career, Anwar helped more than 40 high school and prep players earn a spot on Division I or II rosters while serving as a coach in his native Philadelphia and in Massachusetts.

A native of Philadelphia, Anwar earned a bachelor's degree in special education and sociology from Fitchburg State in 1998 and added a master's degree in sports management/sports leadership from Virginia Commonwealth in 2004.

ANWAR



Jeff Luster

Director of Operations

First Year ▶ Tabor '96

A 20-year veteran of college basketball, Jeff Luster has been the North Texas basketball program's director of operations since Sept. 14, 2010.

Luster is responsible for the day-to-day operations of the Mean Green, which includes travel logistics, meals, camps and budgeting, as well as video operations and special projects.

In each of Luster's two years at North Texas he has helped the Mean Green reach the finals of the Sun Belt Conference Tournament, and average 20 wins per season.

An original member of Neil Dougherty's staff at TCU, Luster spent six seasons with the Horned Frogs before arriving at NT, including three years as the director of basketball operations and three as an assistant coach.

Overall, Luster has spent 20 years in college basketball as a player, coach and operations director. Prior to his stay at TCU, he served at Colorado as the director of basketball operations for the 2001-02 season, and was also an assistant at Air Force in 1999-00.

He served as the associate head coach at his alma mater, Tabor College (Kan.), where Luster helped lead the Bluejays to the 2001 NAIA Sweet 16 in his lone season.

A standout player in his own right, Luster was a Second-Team All-Kansas Collegiate Athletic Conference guard. He graduated from Tabor in 1996 with his bachelor's in physical education while spending the 1995-96 campaign as a student assistant coach.

Luster also spent a season each at Central College (Kan.), McPherson College (Kan.) and Lamar Community College (Kan.) as an assistant coach in between his two stays at Tabor.

Born June 2, 1971, in Colorado Springs, Colo., Luster graduated from Littleton High School in 1990. He and his wife, Shay, have three children: Taylor, Payton and Cooper.

LUSTER



PLAYERS

↳ player profiles



1 Jacob Holmen

Forward

Sr. ▶ 6-8 ▶ 225
Whitehouse, TX ▶
(Whitehouse HS)

CAREER HIGHS
Points: 21, vs Arkansas State -- 03/05/12
Rebounds: 10, at Louisiana -- 1/27/11
Assists: 4, vs Arkansas State -- 03/05/12
Steals: 2, New Orleans -- 01/09/10; at TROY -- 1/15/11; Sam Houston State -- 12/10/11
Blocks: 2, at Univ. of New Orleans -- 02/11/10; Henderson State -- 11/12/10
FG made: 9, at Florida Atlantic -- 02/11/12
FG attempts: 16, at Florida Atlantic -- 02/11/12
3FG made: 5, vs Arkansas State -- 03/05/12
3FG attempts: 5, vs Arkansas State -- 03/05/12; at Louisiana -- 1/27/11
FT made: 9, Henderson State -- 11/12/10; University of the Southw -- 12/02/09
FT attempts: 6, South Alabama -- 01/21/10; Henderson State -- 11/12/10


North Texas: All-Sun Belt Tournament team ... Team-high tying 14.0 ppg in SBC Tourney, including 6-of-9 from 3-point ... Career 21 point game in semifinal win over ASU (team season-high 5-of-5 from 3-point) ... Tied season high with 8 rebounds vs ULL in quarterfinals ... Averaged 11.5 points over the year's final 8 games ... Exploded for then-career-high 20 points at FAU - all in the 2nd half ... 22 career starts ... Team's top free throw shooting forward at 78.6 percent ... Started opener (first start since 1/16/10) and tallied 8 pts, 8 reb.

↳ 2011-12 STATS

Opponent	Date	gs	min	Total		3-Pointers		Free throws		Rebounds				pf	a	t/o	blk	stl	pts	avg	
				fg-fga	pct	3fg-fga	pct	ft-fga	pct	off	def	tot	avg								
ST. GREGORY'S	11/11/11	*	27	2-7	.286	0-2	.000	4-5	.800	0	8	8	8.0	2	1	2	0	1	8	8.0	
at Texas Tech	11/16/11	*	32	3-9	.333	0-3	.000	0-0	.000	1	1	2	5.0	1	0	1	0	0	6	7.0	
at UT Arlington	11/22/11	*	15	1-4	.250	1-2	.500	0-0	.000	1	1	2	4.0	1	2	2	0	1	3	5.7	
at Loyola Marymount	12/04/11		11	3-6	.500	0-0	.000	0-0	.000	0	0	0	3.0	2	0	0	0	0	6	5.8	
SAM HOUSTON STATE	12/10/11	*	20	3-7	.429	1-1	1.000	2-2	1.000	1	1	2	2.8	3	0	1	0	2	9	6.4	
JACKSON STATE	12/18/11	*	10	0-2	.000	0-0	.000	0-0	.000	2	1	3	2.8	0	0	0	0	0	0	5.3	
LSU	12/22/11		9	1-3	.333	0-1	.000	2-2	1.000	0	2	2	2.7	0	0	0	0	0	4	5.1	
NEW ORLEANS	12/27/11		10	0-4	.000	0-2	.000	1-2	.500	1	2	3	2.8	0	0	0	0	0	1	4.6	
UALR	12/29/11		16	3-5	.600	0-1	.000	0-0	.000	0	2	2	2.7	1	0	0	0	0	6	4.8	
TROY	12/31/11		4	0-1	.000	0-0	.000	0-0	.000	0	0	0	2.4	0	0	1	0	0	0	4.3	
at Louisiana-Lafayette	01/25/12		24	3-8	.375	0-3	.000	0-0	.000	1	1	2	2.4	2	1	3	0	0	6	4.5	
ARKANSAS STATE	01/28/12	*	24	3-7	.429	1-2	.500	2-2	1.000	0	3	3	2.4	1	2	1	0	0	9	4.8	
MIDDLE TENNESSEE	02/02/12		6	0-2	.000	0-1	.000	0-0	.000	0	1	1	2.3	1	1	0	0	1	0	4.5	
at FIU	02/09/12	*	29	1-5	.200	1-2	.500	0-0	.000	2	3	5	2.5	2	3	1	0	0	3	4.4	
at Florida Atlantic	02/11/12	*	43	9-16	.563	0-2	.000	2-2	1.000	1	3	4	2.6	5	0	1	0	0	20	5.4	
ULM	02/16/12	*	18	3-9	.333	1-4	.250	2-3	.667	1	4	5	2.8	0	1	1	0	0	9	5.6	
LOUISIANA-LAFAYETTE	02/18/12		23	3-8	.375	1-2	.500	2-4	.500	5	3	8	3.1	0	0	1	1	0	9	5.8	
at UALR	02/23/12	*	16	2-6	.333	0-1	.000	1-2	.500	0	1	1	2.9	4	1	1	1	0	5	5.8	
at Denver	02/26/12	*	24	3-7	.429	1-1	1.000	0-0	.000	0	4	4	3.0	1	2	4	0	1	7	5.8	
vs Louisiana-Lafayette	03/04/12	*	28	4-9	.444	0-1	.000	2-2	1.000	3	5	8	3.3	0	0	0	0	0	10	6.1	
vs Arkansas State	03/05/12	*	39	8-11	.727	5-5	1.000	0-0	.000	0	4	4	3.3	0	4	1	0	0	21	6.8	
vs Western Kentucky	03/06/12	*	29	4-15	.267	1-3	.333	2-2	1.000	1	3	4	3.3	4	3	1	0	0	11	7.0	
Totals			14	457	59-151	.391	13-39	.333	22-28	.786	20	53	73	3.3	30	21	22	2	6	153	7.0

↳ CAREER STATS

Season	gp-gs	min/avg	Total		3-Point		F-Throws		Rebounds				Scoring							
			fg-fga	pct	fg-fga	pct	ft-fga	pct	off	def	tot	avg	pf	fo	ast	to	blk	stl	pts	avg
2009-10	31-8	420/13.5	59-142	.415	3-23	.130	29-36	.806	27	46	73	2.4	41	1	12	25	7	8	150	4.8
2010-11	26-0	382/14.7	58-134	.433	12-34	.353	24-32	.750	31	47	78	3.0	27	0	12	17	3	5	152	5.8
2011-12	22-14	457/20.8	59-151	.391	13-39	.333	22-28	.786	20	53	73	3.3	30	1	21	22	2	6	153	7.0
TOTAL	79-22	1259/15.9	176-427	.412	28-96	.292	75-96	.781	78	146	224	2.8	98	2	45	64	12	19	455	5.8



2 Brandon Walton

Guard

Sr. ▶ 6-2 ▶ 205
Compton, CA ▶
(Casper College)

↳ CAREER HIGHS

Points: 19, Arkansas State -- 01/28/12
Rebounds: 6, at Louisiana-Lafayette -- 01/25/12; at Florida Atlantic -- 02/11/12;
Assists: 4, at FIU -- 02/09/12
Steals: 3, at UT Arlington -- 11/22/11
Blocks: 1, at South Alabama -- 01/05/12
FG made: 6, at ULM -- 01/14/12; at UALR -- 02/23/12
FG attempts: 16, at UALR -- 02/23/12
3FG made: 5, at ULM -- 01/14/12
3FG attempts: 10, at UALR -- 02/23/12
FT made: 6, Arkansas State -- 01/28/12
FT attempts: 6, Arkansas State -- 01/28/12; at FIU -- 02/09/12

North Texas: Just missed the single season top-10 list for 3-pointers in a season with 54 ... 46.2 percent from 3-point in SBC Tournament ... Game-winning 3-pointer with 8.3 seconds left in QF win over ULL (game-high 16 points) ... Ranked 6th in the SBC with 2.1 3-pointers per league game, and 11th with 41.0 3FG% ... Was 32-of-76 (42.1 percent) from 3-point over season's final 15 games ... Team season-high 5 3-pointers at ULM ... 14 double-figure games, including a career-high 19 points at ASU ... Returned home to LA and tallied 14 points vs La Sierra.

↳ 2011-12 STATS

Opponent	Date	gs	min	Total		3-Pointers		Free throws		Rebounds				pf	a	t/o	blk	stl	pts	avg	
				fg-fga	pct	3fg-fga	pct	ft-fa	pct	off	def	tot	avg								
ST. GREGORY'S	11/11/11		19	3-6	.500	3-6	.500	0-0	.000	1	1	2	2.0	1	0	1	0	0	9	9.0	
at Texas Tech	11/16/11		9	0-3	.000	0-1	.000	0-0	.000	0	0	0	1.0	1	0	1	0	0	0	4.5	
at UT Arlington	11/22/11		21	1-3	.333	1-2	.500	1-4	.250	1	1	2	1.3	1	1	0	0	3	4	4.3	
at Mississippi State	11/27/11		21	2-4	.500	2-4	.500	0-0	.000	0	1	1	1.3	3	2	1	0	2	6	4.8	
at Texas	11/29/11		15	2-8	.250	1-6	.167	0-0	.000	1	1	2	1.4	2	3	1	0	1	5	4.8	
vs La Sierra	12/02/11		19	5-8	.625	2-4	.500	2-2	1.000	2	0	2	1.5	2	0	0	0	0	14	6.3	
vs Columbia	12/03/11		19	2-8	.250	0-3	.000	0-0	.000	2	0	2	1.6	2	1	1	0	0	4	6.0	
at Loyola Marymount	12/04/11		19	1-8	.125	0-6	.000	2-2	1.000	1	0	1	1.5	3	0	0	0	0	4	5.8	
SAM HOUSTON STATE	12/10/11		31	1-9	.111	0-5	.000	1-4	.250	4	2	6	2.0	0	0	0	0	2	3	5.4	
JACKSON STATE	12/18/11		10	1-6	.167	0-2	.000	1-3	.333	2	1	3	2.1	0	1	0	0	0	3	5.2	
GRAMBLING STATE	12/20/11		21	3-8	.375	3-6	.500	2-2	1.000	1	3	4	2.3	1	1	0	0	0	11	5.7	
LSU	12/22/11		16	2-6	.333	2-6	.333	3-4	.750	0	1	1	2.2	0	0	0	0	0	9	6.0	
NEW ORLEANS	12/27/11		18	1-6	.167	0-0	.000	0-0	.000	2	2	4	2.3	3	0	2	0	0	2	5.7	
UALR	12/29/11		5	2-2	1.000	2-2	1.000	0-0	.000	0	1	1	2.2	2	0	2	0	0	6	5.7	
TROY	12/31/11	*	29	3-9	.333	3-9	.333	1-2	.500	1	3	4	2.3	1	2	1	0	1	10	6.0	
at South Alabama	01/05/12	*	23	1-5	.200	0-3	.000	0-0	.000	1	4	5	2.5	4	1	0	1	1	2	5.8	
at Arkansas State	01/07/12	*	23	3-8	.375	3-6	.500	0-0	.000	0	1	1	2.4	3	0	1	0	0	9	5.9	
WESTERN KENTUCKY	01/12/12	*	24	3-5	.600	2-3	.667	0-1	.000	0	1	1	2.3	1	3	0	0	2	8	6.1	
at ULM	01/14/12	*	28	6-10	.600	5-8	.625	1-2	.500	1	1	2	2.3	3	1	1	0	1	18	6.7	
DENVER	01/21/12	*	42	4-9	.444	2-7	.286	2-2	1.000	0	0	0	2.2	1	2	4	0	0	12	7.0	
at Louisiana-Lafayette	01/25/12	*	26	4-10	.400	1-4	.250	2-3	.667	3	3	6	2.4	4	1	1	0	0	11	7.1	
ARKANSAS STATE	01/28/12	*	33	5-9	.556	3-5	.600	6-6	1.000	0	3	3	2.4	2	2	1	0	2	19	7.7	
MIDDLE TENNESSEE	02/02/12	*	28	3-9	.333	2-4	.500	1-3	.333	0	3	3	2.4	3	1	2	0	1	9	7.7	
at FIU	02/09/12	*	32	4-12	.333	3-8	.375	4-6	.667	3	2	5	2.5	3	4	0	0	2	15	8.0	
at Florida Atlantic	02/11/12	*	42	4-7	.571	1-4	.250	2-2	1.000	1	5	6	2.7	4	3	7	0	2	11	8.2	
ULM	02/16/12	*	30	2-6	.333	2-5	.400	0-0	.000	0	2	2	2.7	1	1	1	0	2	6	8.1	
LOUISIANA-LAFAYETTE	02/18/12		25	0-6	.000	0-3	.000	0-2	.000	0	1	1	2.6	5	0	2	0	0	0	7.8	
at UALR	02/23/12	*	43	6-16	.375	4-10	.400	0-1	.000	0	2	2	2.6	4	1	1	0	0	16	8.1	
at Denver	02/26/12	*	23	4-5	.800	1-2	.500	4-4	1.000	0	2	2	2.6	4	0	1	0	0	13	8.2	
vs Louisiana-Lafayette	03/04/12	*	36	5-10	.500	3-5	.600	3-3	1.000	0	5	5	2.6	1	0	2	0	2	16	8.5	
vs Arkansas State	03/05/12	*	30	4-7	.571	1-4	.250	2-2	1.000	1	0	1	2.6	0	2	2	0	1	11	8.6	
vs Western Kentucky	03/06/12	*	32	5-9	.556	2-4	.500	2-3	.667	1	1	2	2.6	2	2	2	0	0	14	8.8	
Totals			17	792	92-237	.388	54-147	.367	42-63	.667	29	53	82	2.6	67	35	38	1	25	280	8.8


↳ CAREER STATS

Season	gp-gs	min/avg	Total		3-Point		F-Throws		Rebounds				Scoring							
			fg-fga	pct	fg-fga	pct	ft-fa	pct	off	def	tot	avg	pf	fo	ast	to	blk	stl	pts	avg
2011-12	32-17	792/24.8	92-237	.388	54-147	.367	42-63	.667	29	53	82	2.6	67	1	35	38	1	25	280	8.8
TOTAL	32-17	792/24.8	92-237	.388	54-147	.367	42-63	.667	29	53	82	2.6	67	1	35	38	1	25	280	8.8



PLAYERS

↳ player profiles



3 Alzee Williams

Guard

Jr. ▶ 6-4 ▶ 180
Dallas, TX ▶
(Mississippi Elite Christian Acad.)

↳ CAREER HIGHS

Points: 29, Middle Tennessee -- 02/02/12
Rebounds: 7, at Denver -- 02/26/12
Assists: 5, Arkansas State -- 01/28/12
Steals: 2, Middle Tennessee -- 02/02/12; at HBU -- 02/15/10; vs Columbia -- 12/03/11
Blocks: 1, 5 times
FG made: 10, Middle Tennessee -- 02/02/12
FG attempts: 19, Middle Tennessee -- 02/02/12
3FG made: 2, at ULM -- 02/27/10
3FG attempts: 4, at Loyola Marymount -- 12/04/11
FT made: 9, Middle Tennessee -- 02/02/12; at UALR -- 02/23/12
FT attempts: 11, Middle Tennessee -- 02/02/12

North Texas: Led the league with 35.6 minutes per SBC game, and his 1,018 total minutes rank 8th in NT history ... Averaged 15.8 ppg over the last 10 games of the year, which included 29 (MTSU) and 25 (UALR) point outings ... Shot 51.6 percent from the floor in the SBC Tournament and scored a team-high-tying 14.0 ppg ... Ended the year with 10 straight double-figure games ...

Game-winning OT tip-in vs Denver ... NT's go-to free throw shooter at 78.8 percent (78-of-99) ... Team-high 30 career starts (all in 2011-12) ... 18 double-figure games ... Game high 17 points at Texas.

↳ 2011-12 STATS


Opponent	Date	gs	min	Total		3-Pointers		Free throws		Rebounds					pf	a	t/o	blk	stl	pts	avg
				fg-fga	pct	3fg-fga	pct	ft-fa	pct	off	def	tot	avg								
ST. GREGORY'S	11/11/11		10	3-3	1.000	0-0	.000	3-3	1.000	0	0	0	0.0	1	1	0	0	1	9	9.0	
at Texas Tech	11/16/11		14	2-4	.500	0-0	.000	2-2	1.000	0	2	2	1.0	0	0	0	0	1	6	7.5	
at UT Arlington	11/22/11	*	17	2-4	.500	0-0	.000	0-0	.000	0	0	0	0.7	1	3	1	0	0	4	6.3	
at Mississippi State	11/27/11	*	22	2-5	.400	1-1	1.000	2-2	1.000	0	0	0	0.5	0	0	0	0	1	7	6.5	
at Texas	11/29/11	*	32	5-9	.556	0-2	.000	7-7	1.000	4	1	5	1.4	0	1	1	0	1	17	8.6	
vs La Sierra	12/02/11	*	21	4-8	.500	1-3	.333	4-4	1.000	2	1	3	1.7	1	1	0	0	0	13	9.3	
vs Columbia	12/03/11	*	32	0-5	.000	0-1	.000	0-0	.000	1	1	2	1.7	1	1	0	1	2	0	8.0	
at Loyola Marymount	12/04/11	*	30	3-10	.300	1-4	.250	3-4	.750	2	1	3	1.9	1	2	1	0	0	10	8.3	
SAM HOUSTON STATE	12/10/11	*	37	2-8	.250	0-0	.000	2-2	1.000	1	3	4	2.1	1	1	1	0	0	6	8.0	
JACKSON STATE	12/18/11	*	33	3-5	.600	1-1	1.000	1-2	.500	1	2	3	2.2	1	3	2	0	0	8	8.0	
GRAMBLING STATE	12/20/11	*	29	1-4	.250	0-1	.000	0-0	.000	1	3	4	2.4	0	1	1	0	1	2	7.5	
LSU	12/22/11	*	32	3-6	.500	0-0	.000	2-2	1.000	0	1	1	2.3	2	0	0	0	1	8	7.5	
NEW ORLEANS	12/27/11	*	28	4-5	.800	1-1	1.000	2-3	.667	0	3	3	2.3	0	1	2	0	1	11	7.8	
UALR	12/29/11	*	36	7-10	.700	0-0	.000	0-0	.000	1	0	1	2.2	2	1	0	0	0	14	8.2	
TROY	12/31/11	*	33	5-10	.500	0-0	.000	2-2	1.000	2	2	4	2.3	0	2	3	0	0	12	8.5	
at South Alabama	01/05/12	*	38	6-9	.667	0-0	.000	3-5	.600	3	0	3	2.4	2	2	2	0	1	15	8.9	
at Arkansas State	01/07/12	*	28	3-5	.600	0-0	.000	0-0	.000	2	1	3	2.4	2	0	1	0	0	6	8.7	
WESTERN KENTUCKY	01/12/12	*	32	1-4	.250	0-0	.000	0-0	.000	1	2	3	2.4	1	1	1	0	1	2	8.3	
at ULM	01/14/12	*	25	2-6	.333	0-1	.000	0-0	.000	0	2	2	2.4	3	2	1	0	1	4	8.1	
DENVER	01/21/12	*	42	2-7	.286	0-0	.000	0-0	.000	1	3	4	2.5	2	1	1	0	0	4	7.9	
at Louisiana-Lafayette	01/25/12	*	40	3-15	.200	0-1	.000	5-7	.714	2	4	6	2.7	3	3	3	0	0	11	8.0	
ARKANSAS STATE	01/28/12	*	29	3-7	.429	0-0	.000	2-2	1.000	0	3	3	2.7	4	5	1	0	0	8	8.0	
MIDDLE TENNESSEE	02/02/12	*	37	10-19	.526	0-0	.000	9-11	.818	0	3	3	2.7	1	1	2	0	2	29	9.0	
at FIU	02/09/12	*	36	5-11	.455	0-1	.000	6-8	.750	0	6	6	2.8	0	4	2	0	1	16	9.3	
at Florida Atlantic	02/11/12	*	46	4-7	.571	0-0	.000	4-6	.667	1	4	5	2.9	1	2	4	0	0	12	9.4	
ULM	02/16/12	*	31	6-8	.750	0-0	.000	0-0	.000	1	3	4	3.0	0	4	1	0	0	12	9.5	
LOUISIANA-LAFAYETTE	02/18/12	*	37	6-16	.375	0-1	.000	0-0	.000	2	3	5	3.0	1	3	0	0	0	12	9.6	
at UALR	02/23/12	*	43	8-14	.571	0-2	.000	9-10	.900	1	5	6	3.1	2	1	2	0	0	25	10.1	
at Denver	02/26/12	*	36	5-12	.417	0-1	.000	0-3	.000	2	5	7	3.3	0	1	2	0	1	10	10.1	
vs Louisiana-Lafayette	03/04/12	*	38	6-14	.429	0-0	.000	2-2	1.000	1	3	4	3.3	2	2	4	1	1	14	10.2	
vs Arkansas State	03/05/12	*	36	4-6	.667	0-0	.000	4-6	.667	1	3	4	3.3	1	1	2	0	0	12	10.3	
vs Western Kentucky	03/06/12	*	38	6-11	.545	0-0	.000	4-6	.667	3	3	6	3.4	0	3	0	0	0	16	10.5	
Totals			30	1018	126-267	.472	5-21	.238	78-99	.788	36	73	109	3.4	36	54	41	2	17	335	10.5

↳ CAREER STATS

Season	gp-gs	min/avg	Total		3-Point		F-Throws		Rebounds					Scoring						
			fg-fga	pct	fg-fga	pct	ft-fa	pct	off	def	tot	avg	pf	fo	ast	to	blk	stl	pts	avg
2009-10	32-0	244/7.6	21-64	.328	5-31	.161	14-22	.636	3	20	23	0.7	19	0	5	18	3	7	61	1.9
2011-12	32-30	1018/31.8	126-267	.472	5-21	.238	78-99	.788	36	73	109	3.4	36	0	54	41	2	17	335	10.5
TOTAL	64-30	1262/19.7	147-331	.444	10-52	.192	92-121	.760	39	93	132	2.1	55	0	59	59	5	24	396	6.2

PLAYERS

↳ player profiles



5 Chris Jones

Guard

So. ▶ 6-2 ▶ 202
Garland, TX ▶
(Lakeview Centennial HS)

↳ CAREER HIGHS

Points: 31, at Texas Tech -- 11/16/11
Rebounds: 12, St. Gregory's -- 11/11/11
Assists: 10, Troy -- 12/31/11
Steals: 4, 5 times
Blocks: 1, 4 times
FG made: 9, at Texas Tech -- 11/16/11
FG attempts: 21, at Texas Tech -- 11/16/11
3FG made: 5, Jackson State -- 12/18/11
3FG attempts: 6, at UT Arlington -- 11/22/11; at Mississippi State
FT made: 12, at Texas Tech -- 11/16/11
FT attempts: 13, at Texas Tech -- 11/16/11

North Texas: Jones' 4.26 apg average highest by a frosh in NT history (8th overall) ... NCAA's 19th highest scoring frosh at 14.1 ppg ... 1 rebound vs Troy from first NT triple-double since 1993 (21 pts, 9 reb, 10 ast) ... 10 assts vs Troy ranks 12th in school history, most by NT player since 2000 ... College Sports Madness Sun Belt POW (12/12) ... Missed the final 13 games of the year

(Was leading the SBC with 6.0 apg in league games, also ranked top 10 in SBC in pts, asst, steals, A/TO ratio & def rebounds) ... 2.4 steals ranks 21st in NCAA, 3rd in SBC ... 31 points at Texas Tech are the 5th most by a frosh in NT history ... Four games of 20+ points.

↳ 2011-12 STATS

Opponent	Date	gs	min	Total		3-Pointers		Free throws		Rebounds				pf	a	t/o	blk	stl	pts	avg	
				fg-fga	pct	3fg-fga	pct	ft-fa	pct	off	def	tot	avg								
ST. GREGORY'S	11/11/11	*	23	2-9	.222	0-4	.000	0-0	.000	1	11	12	12.0	2	8	4	1	4	4	4.0	
at Texas Tech	11/16/11	*	34	9-21	.429	1-5	.200	12-13	.923	1	3	4	8.0	2	3	4	0	2	31	17.5	
at UT Arlington	11/22/11	*	30	6-13	.462	2-6	.333	6-9	.667	0	3	3	6.3	4	2	8	1	2	20	18.3	
at Mississippi State	11/27/11	*	27	5-11	.455	1-6	.167	1-2	.500	0	1	1	5.0	1	0	4	0	1	12	16.8	
at Texas	11/29/11	*	30	3-14	.214	2-5	.400	0-0	.000	1	3	4	4.8	2	1	2	0	1	8	15.0	
vs La Sierra	12/02/11	*	14	2-6	.333	0-1	.000	3-3	1.000	1	3	4	4.7	2	4	1	0	2	7	13.7	
vs Columbia	12/03/11	*	34	4-7	.571	0-0	.000	5-5	1.000	0	4	4	4.6	3	4	3	0	2	13	13.6	
at Loyola Marymount	12/04/11	*	36	7-17	.412	1-3	.333	7-8	.875	0	6	6	4.8	2	6	1	0	3	22	14.6	
SAM HOUSTON STATE	12/10/11	*	21	6-9	.667	0-2	.000	2-2	1.000	1	1	2	4.4	3	3	5	0	3	14	14.6	
JACKSON STATE	12/18/11	*	29	6-9	.667	5-6	.833	0-0	.000	0	2	2	4.2	3	4	5	1	1	17	14.8	
GRAMBLING STATE	12/20/11	*	25	7-11	.636	1-4	.250	5-6	.833	1	3	4	4.2	3	5	5	0	4	20	15.3	
LSU	12/22/11	*	37	5-10	.500	0-2	.000	5-7	.714	0	5	5	4.3	3	3	7	0	0	15	15.3	
NEW ORLEANS	12/27/11	*	25	6-11	.545	0-2	.000	0-0	.000	0	5	5	4.3	1	2	4	0	3	12	15.0	
UALR	12/29/11	*	35	3-11	.273	0-2	.000	2-7	.286	1	7	8	4.6	1	9	2	0	3	8	14.5	
TROY	12/31/11	*	33	8-13	.615	3-4	.750	2-2	1.000	4	5	9	4.9	2	10	4	0	4	21	14.9	
at South Alabama	01/05/12	*	40	5-16	.313	0-2	.000	2-2	1.000	0	6	6	4.9	2	3	5	1	4	12	14.8	
at Arkansas State	01/07/12	*	27	7-13	.538	2-3	.667	1-1	1.000	0	0	0	4.6	3	5	3	0	4	17	14.9	
WESTERN KENTUCKY	01/12/12	*	32	4-13	.308	0-3	.000	1-2	.500	0	8	8	4.8	1	7	2	0	0	9	14.6	
at ULM	01/14/12	*	26	2-8	.250	0-4	.000	1-2	.500	0	2	2	4.7	0	2	1	0	2	5	14.1	
Totals			19	558	97-222	.437	18-64	.281	55-71	.775	11	78	89	4.7	40	81	70	4	45	267	14.1


↳ CAREER STATS

Season	gp-gs	min/avg	Total		3-Point		F-Throws		Rebounds				Scoring							
			fg-fga	pct	fg-fga	pct	ft-fa	pct	off	def	tot	avg	pf	fo	ast	to	blk	stl	pts	avg
2011-12	19-19	558/29.4	97-222	.437	18-64	.281	55-71	.775	11	78	89	4.7	40	0	81	70	4	45	267	14.1
TOTAL	19-19	558/29.4	97-222	.437	18-64	.281	55-71	.775	11	78	89	4.7	40	0	81	70	4	45	267	14.1



PLAYERS

↳ player profiles



11 Justin Patton


Forward

Sr. ▶ 6-7 ▶ 200
Bossier City, LA ▶
(Grambling State)

North Texas: Sat out the 2011-12 season after transferring ... Was Grambling State's leading scorer and rebounder in 2010-11 with 13.2 points and a SWAC leading 7.1 rebounds per game ... Named Second Team All-SWAC ... Louisiana Sports Writers Assn All-Louisiana Second Team selection ... Won two SWAC Player of the Week awards ... Piled up 43 steals and 192 free throw attempts for the Tigers ... Scored a season-best 31 points against Mississippi Valley, and had back-to-back outings of 16 and 17 rebounds in SWAC play ... Dropped in a team-high 26 points on 9-of-18 shooting and added 10 boards against NT.

PLAYERS

↳ player profiles



13 Tony Mitchell

Forward

So. ▶ 6-8 ▶ 235
Dallas, TX ▶
(Pinkston HS)

↳ CAREER HIGHS

Points: 34, at South Alabama -- 01/05/12
Rebounds: 21, at Florida Atlantic -- 02/11/12
Assists: 5, at Florida Atlantic -- 02/11/12
Steals: 2, 6 times
Blocks: 6, 4 times
FG made: 11, at South Alabama -- 01/05/12; Denver -- 01/21/12
FG attempts: 19, Denver -- 01/21/12
3FG made: 3, at South Alabama -- 01/05/12; at ULM -- 01/14/12
3FG attempts: 4, at ULM -- 01/14/12; Middle Tennessee -- 02/02/12
FT made: 12, at Florida Atlantic -- 02/11/12
FT attempts: 15, at Florida Atlantic -- 02/11/12

PRESEASON ALL-AMERICAN

North Texas: Named preseason All-American by CBSSports.com, Basketball Times, Athlon, Blue Ribbon Report ... Standout at the prestigious LeBron James and Amar'e Stoudemire Skills Academies ... Lou Henson Award Finalist (Mid-Major POY) ... Only third player in league history to earn Sun Belt Freshman of the Year & First-Team All-SBC in same season ... One of only 2 freshmen in the NCAA to average a double-double (14.7 PPG, 10.3 RPG) ... First frosh with multiple 30+ point/15+ rebound games since Micheal Beasley (KSU, 2007-08) ... 10.3 RPG average 2nd among freshman nationally (Anthony Davis, UK - 10.4) ... In league-only games, Mitchell led the Sun Belt in PPG (15.9), RPG (11.8), 3FG% (47.1), BPG (3.1), also 2nd in FG% (58.1) ... Set NT single-season blocks record (70), and blocks per game record (3.04) ... 22 pts/21 reb vs FAU - Tied for 9th most rebounds in the NCAA last year, is one of six 21+ reb/20+ pt games in '11-12 ... Sun Belt high 10 double-doubles ... 2nd player in league history to earn three straight SBC Player of the Week awards ... Top scoring (34 pts) & rebounding (21 reb) performances in SBC this year.

↳ 2011-12 STATS

Opponent	Date	gs	min	Total		3-Pointers		Free throws		Rebounds				pf	a	t/o	blk	stl	pts	avg	
				fg-fga	pct	3fg-fga	pct	ft-fga	pct	off	def	tot	avg								
JACKSON STATE	12/18/11		20	6-11	.545	0-1	.000	2-5	.400	4	6	10	10.0	1	3	3	1	2	14	14.0	
GRAMBLING STATE	12/20/11	*	22	4-6	.667	0-0	.000	2-4	.500	1	7	8	9.0	5	1	2	2	0	10	12.0	
LSU	12/22/11	*	27	4-9	.444	0-2	.000	3-5	.600	3	2	5	7.7	4	1	1	2	1	11	11.7	
NEW ORLEANS	12/27/11	*	23	4-5	.800	0-0	.000	7-8	.875	1	5	6	7.3	4	2	2	3	0	15	12.5	
UALR	12/29/11	*	13	2-3	.667	1-1	1.000	1-3	.333	1	2	3	6.4	5	1	2	1	0	6	11.2	
TROY	12/31/11	*	32	3-6	.500	0-0	.000	0-0	.000	1	7	8	6.7	4	1	3	4	0	6	10.3	
at South Alabama	01/05/12	*	40	11-14	.786	3-3	1.000	9-11	.818	5	11	16	8.0	3	2	3	0	2	34	13.7	
at Arkansas State	01/07/12	*	25	4-6	.667	1-2	.500	0-0	.000	2	6	8	8.0	3	2	3	5	1	9	13.1	
WESTERN KENTUCKY	01/12/12	*	24	8-9	.889	2-3	.667	3-3	1.000	1	12	13	8.6	3	1	5	2	1	21	14.0	
at ULM	01/14/12	*	34	5-10	.500	3-4	.750	2-4	.500	1	8	9	8.6	3	1	4	3	2	15	14.1	
DENVER	01/21/12	*	42	11-19	.579	1-3	.333	7-8	.875	7	10	17	9.4	3	1	3	2	1	30	15.5	
at Louisiana-Lafayette	01/25/12	*	17	3-5	.600	1-2	.500	4-5	.800	2	3	5	9.0	4	0	1	1	1	11	15.2	
ARKANSAS STATE	01/28/12	*	34	8-11	.727	2-3	.667	3-3	1.000	3	12	15	9.5	1	2	1	6	2	21	15.6	
MIDDLE TENNESSEE	02/02/12	*	31	4-11	.364	1-4	.250	7-8	.875	3	8	11	9.6	4	1	4	5	1	16	15.6	
at FIU	02/09/12	*	32	7-9	.778	0-1	.000	3-7	.429	2	10	12	9.7	2	1	2	4	2	17	15.7	
at Florida Atlantic	02/11/12	*	46	5-11	.455	0-1	.000	12-15	.800	4	17	21	10.4	3	5	9	6	2	22	16.1	
ULM	02/16/12	*	27	6-14	.429	1-3	.333	5-10	.500	3	12	15	10.7	0	2	1	6	1	18	16.2	
LOUISIANA-LAFAYETTE	02/18/12	*	26	3-8	.375	0-2	.000	1-2	.500	1	6	7	10.5	4	2	2	1	1	7	15.7	
at UALR	02/23/12	*	35	6-10	.600	0-1	.000	1-1	1.000	7	9	16	10.8	3	2	4	1	0	13	15.6	
at Denver	02/26/12	*	32	4-9	.444	0-1	.000	1-1	1.000	2	10	12	10.9	2	2	3	3	0	9	15.3	
vs Louisiana-Lafayette	03/04/12	*	36	2-6	.333	0-0	.000	1-1	1.000	2	9	11	10.9	1	0	4	6	0	5	14.8	
vs Arkansas State	03/05/12	*	26	1-3	.333	1-1	1.000	8-8	1.000	1	4	5	10.6	4	2	2	4	0	11	14.6	
vs Western Kentucky	03/06/12	*	32	7-13	.538	1-3	.333	3-3	1.000	1	4	5	10.3	4	1	1	2	0	18	14.7	
Totals			22	676	118-208	.567	18-41	.439	85-115	.739	58	180	238	10.3	70	36	65	70	20	339	14.7


↳ CAREER STATS

Season	gp-gs	min/avg	Total		3-Point		F-Throws		Rebounds				Scoring							
			fg-fga	pct	fg-fga	pct	ft-fga	pct	off	def	tot	avg	pf	fo	ast	to	blk	stl	pts	avg
2011-12	23-22	676/29.4	118-208	.567	18-41	.439	85-115	.739	58	180	238	10.3	70	2	36	65	70	20	339	14.7
TOTAL	23-22	676/29.4	118-208	.567	18-41	.439	85-115	.739	58	180	238	10.3	70	2	36	65	70	20	339	14.7



PLAYERS

↳ player profiles



23 Jordan Williams

Guard

So. ▶ 6-6 ▶ 195
Dallas, TX ▶
(Kimball HS)

↳ **CAREER HIGHS**
Points: 19, Troy -- 12/31/11
Rebounds: 8, at Texas -- 11/29/11; Sam Houston State -- 12/10/11
Assists: 5, vs La Sierra -- 12/02/11
Steals: 4, at Mississippi State -- 11/27/11
Blocks: 2, Western Kentucky -- 01/12/12
FG made: 8, Troy -- 12/31/11
FG attempts: 13, at Loyola Marymount -- 12/04/11; Troy -- 12/31/11
3FG made: 4, at UT Arlington -- 11/22/11
3FG attempts: 8, Troy -- 12/31/11
FT made: 6, at ULM -- 01/14/12
FT attempts: 7, at ULM -- 01/14/12; Jackson State -- 12/18/11

North Texas: Was 48-of-89 (53.9 percent) from inside the 3-point arc ... Averaged 12.4 points per game after moving into "sixth-man" role ... 23 3-pointers second at NT only to Brandon Walton (54) ... Missed the season's final 13 games ... NT's fourth leading rebounder at 4.0 per game ... Posted two clutch steals in OT to help seal win over South Alabama ... 11 double-figure games, including 19 points in 18 minutes vs Troy ... 17 points, 7 rebounds at Loyola Marymount ... 16 points on 6-of-12 shooting in collegiate debut against St. Gregory's ... Was the CollegeSportsMadness.com Preseason Sun Belt Freshman of the Year.

↳ **2011-12 STATS**

Opponent	Date	gs	min	Total		3-Pointers		Free throws		Rebounds				pf	a	t/o	blk	stl	pts	avg	
				fg-fga	pct	3fg-fga	pct	ft-fa	pct	off	def	tot	avg								
ST. GREGORY'S	11/11/11	*	22	6-12	.500	3-6	.500	1-4	.250	2	3	5	5.0	0	1	1	1	1	16	16.0	
at Texas Tech	11/16/11	*	28	3-9	.333	0-4	.000	0-1	.000	0	3	3	4.0	4	0	0	0	0	6	11.0	
at UT Arlington	11/22/11	*	21	5-9	.556	4-6	.667	3-4	.750	2	1	3	3.7	4	0	4	0	0	17	13.0	
at Mississippi State	11/27/11	*	28	3-12	.250	0-4	.000	4-4	1.000	2	3	5	4.0	2	3	4	0	4	10	12.3	
at Texas	11/29/11	*	30	3-9	.333	2-5	.400	0-0	.000	5	3	8	4.8	3	1	6	1	1	8	11.4	
vs La Sierra	12/02/11	*	18	3-5	.600	1-3	.333	4-4	1.000	1	1	2	4.3	1	5	3	1	3	11	11.3	
vs Columbia	12/03/11	*	26	4-10	.400	0-4	.000	0-0	.000	3	1	4	4.3	2	1	2	0	2	8	10.9	
at Loyola Marymount	12/04/11	*	25	7-13	.538	1-6	.167	2-2	1.000	2	5	7	4.6	2	1	0	0	0	17	11.6	
SAM HOUSTON STATE	12/10/11	*	24	2-8	.250	0-5	.000	0-0	.000	5	3	8	5.0	4	1	2	0	2	4	10.8	
JACKSON STATE	12/18/11		31	2-8	.250	1-5	.200	5-7	.714	2	1	3	4.8	3	2	0	1	1	10	10.7	
GRAMBLING STATE	12/20/11	*	28	5-12	.417	2-6	.333	3-4	.750	3	4	7	5.0	1	2	0	0	1	15	11.1	
LSU	12/22/11	*	32	1-6	.167	0-4	.000	3-4	.750	0	3	3	4.8	2	0	5	1	0	5	10.6	
NEW ORLEANS	12/27/11	*	23	4-8	.500	0-1	.000	0-0	.000	2	1	3	4.7	2	1	1	0	0	8	10.4	
UALR	12/29/11	*	33	2-7	.286	1-4	.250	5-6	.833	3	4	7	4.9	1	1	0	1	1	10	10.4	
TROY	12/31/11		18	8-13	.615	3-8	.375	0-1	.000	2	0	2	4.7	2	0	4	0	1	19	10.9	
at South Alabama	01/05/12		22	1-7	.143	0-3	.000	2-2	1.000	0	0	0	4.4	2	1	3	0	3	4	10.5	
at Arkansas State	01/07/12		29	5-10	.500	3-7	.429	2-2	1.000	1	3	4	4.4	3	1	3	0	0	15	10.8	
WESTERN KENTUCKY	01/12/12		23	6-9	.667	2-2	1.000	2-2	1.000	1	1	2	4.2	1	2	1	2	0	16	11.1	
at ULM	01/14/12		19	1-6	.167	0-1	.000	6-7	.857	0	0	0	4.0	0	2	2	1	1	8	10.9	
Totals			13	480	71-173	.410	23-84	.274	42-54	.778	36	40	76	4.0	39	25	41	9	21	207	10.9

↳ **CAREER STATS**

Season	gp-gs	min/avg	Total		3-Point		F-Throws		Rebounds				Scoring							
			fg-fga	pct	fg-fga	pct	ft-fa	pct	off	def	tot	avg	pf	fo	ast	to	blk	stl	pts	avg
2011-12	19-13	480/25.3	71-173	.410	23-84	.274	42-54	.778	36	40	76	4.0	39	0	25	41	9	21	207	10.9
TOTAL	19-13	480/25.3	71-173	.410	23-84	.274	42-54	.778	36	40	76	4.0	39	0	25	41	9	21	207	10.9



25 Niko Stojiljkovic

Forward

Sr. ▶ 6-9 ▶ 215
Paris, France ▶
(Lon Morris College)

↳ CAREER HIGHS

Points: 8, at FIU -- 02/09/12; at UT Arlington -- 11/22/11; Sam Houston State -- 12/10/11
Rebounds: 10, Troy -- 12/31/11
Assists: 4, at Arkansas State -- 01/07/12; Troy -- 12/31/11
Steals: 2, Louisiana-Lafayette -- 02/18/12; St. Gregory's -- 11/11/11
Blocks: 1, at South Alabama -- 01/05/12; at Florida Atlantic -- 02/11/12; Sam Houston State -- FG made: 4, at FIU -- 02/09/12
FG attempts: 6, at UT Arlington -- 11/22/11
3FG made: 1, at Louisiana-Lafayette -- 01/25/12; Sam Houston State -- 12/10/11
3FG attempts: 2, Sam Houston State -- 12/10/11
FT made: 3, Louisiana-Lafayette -- 02/18/12; at Texas Tech -- 11/16/11; at Mississippi State
FT attempts: 6, Louisiana-Lafayette -- 02/18/12

North Texas: Went 4-of-7 (57.1 percent) from the floor in the Sun Belt Tournament ... Earned five starts on the year, and saw action in 31 of 32 games ... Despite ranking 11th at NT in minutes, Niko finished 7th on the team in free throw attempts (25-of-43) and 6th in offensive boards (31) ... Just 1 point shy of being NT's eighth 100 point player on the year (3.2 point per game average)

... 4-of-5 shooting for 8 points at FIU ... 3 points shy of double-double vs Troy - career-high 10 boards ... 8 points, 1 block in 11 minutes vs Sam Houston State ... Grabbed 2.6 rebounds per game, including 5 games of at least 5 boards.

↳ 2011-12 STATS

Opponent	Date	gs	min	Total		3-Pointers		Free throws		Rebounds				pf	a	t/o	blk	stl	pts	avg
				fg-fga	pct	3fg-fga	pct	ft-fga	pct	off	def	tot	avg							
ST. GREGORY'S	11/11/11		13	1-2	.500	0-0	.000	2-2	1.000	1	1	2	2.0	2	0	1	0	2	4	4.0
at Texas Tech	11/16/11		8	0-0	.000	0-0	.000	3-4	.750	2	0	2	2.0	1	1	0	0	0	3	3.5
at UT Arlington	11/22/11		11	3-6	.500	0-1	.000	2-2	1.000	2	2	4	2.7	1	0	2	0	0	8	5.0
at Mississippi State	11/27/11	*	24	1-5	.200	0-0	.000	3-4	.750	4	4	8	4.0	3	0	3	0	0	5	5.0
at Texas	11/29/11	*	9	0-2	.000	0-1	.000	1-4	.250	1	1	2	3.6	3	0	1	0	1	1	4.2
vs La Sierra	12/02/11	*	19	1-3	.333	0-0	.000	2-2	1.000	1	6	7	4.2	2	1	1	0	0	4	4.2
vs Columbia	12/03/11	*	5	0-1	.000	0-1	.000	0-0	.000	0	0	0	3.6	2	0	0	0	0	0	3.6
at Loyola Marymount	12/04/11		4	0-1	.000	0-0	.000	2-2	1.000	3	0	3	3.5	0	0	0	0	1	2	3.4
SAM HOUSTON STATE	12/10/11		11	3-4	.750	1-2	.500	1-1	1.000	1	1	2	3.3	2	0	0	1	0	8	3.9
JACKSON STATE	12/18/11	*	11	1-2	.500	0-0	.000	0-0	.000	2	2	4	3.4	0	0	0	0	0	2	3.7
GRAMBLING STATE	12/20/11		14	0-2	.000	0-0	.000	0-2	.000	1	5	6	3.6	2	0	0	0	0	0	3.4
NEW ORLEANS	12/27/11		14	3-5	.600	0-0	.000	0-0	.000	0	1	1	3.4	1	1	2	0	0	6	3.6
UALR	12/29/11		8	0-3	.000	0-0	.000	0-0	.000	0	0	0	3.2	0	1	0	0	0	0	3.3
TROY	12/31/11		15	3-3	1.000	0-0	.000	1-2	.500	2	8	10	3.6	0	4	0	0	0	7	3.6
at South Alabama	01/05/12		15	1-3	.333	0-1	.000	1-1	1.000	0	1	1	3.5	3	0	4	1	1	3	3.5
at Arkansas State	01/07/12		23	1-4	.250	0-1	.000	2-2	1.000	0	4	4	3.5	2	4	0	0	0	4	3.6
WESTERN KENTUCKY	01/12/12		13	2-3	.667	0-1	.000	0-2	.000	1	1	2	3.4	3	3	2	0	1	4	3.6
at ULM	01/14/12		5	1-2	.500	0-0	.000	0-0	.000	0	0	0	3.2	2	0	0	0	0	2	3.5
DENVER	01/21/12		1	0-0	.000	0-0	.000	0-0	.000	0	0	0	3.1	1	0	1	0	0	0	3.3
at Louisiana-Lafayette	01/25/12		10	2-2	1.000	1-1	1.000	0-1	.000	0	0	0	2.9	1	0	0	0	0	5	3.4
ARKANSAS STATE	01/28/12		2	0-1	.000	0-1	.000	0-0	.000	0	0	0	2.8	0	0	0	0	0	0	3.2
MIDDLE TENNESSEE	02/02/12		17	2-2	1.000	0-0	.000	1-2	.500	1	3	4	2.8	2	1	1	0	0	5	3.3
at FIU	02/09/12		16	4-5	.800	0-0	.000	0-0	.000	2	1	3	2.8	3	2	2	0	0	8	3.5
at Florida Atlantic	02/11/12		12	0-2	.000	0-0	.000	0-2	.000	1	0	1	2.8	1	0	1	1	0	0	3.4
ULM	02/16/12		9	1-3	.333	0-0	.000	0-0	.000	2	0	2	2.7	1	2	0	0	0	2	3.3
LOUISIANA-LAFAYETTE	02/18/12		15	1-5	.200	0-0	.000	3-6	.500	2	5	7	2.9	0	0	0	0	2	5	3.4
at UALR	02/23/12		12	1-5	.200	0-0	.000	0-0	.000	1	2	3	2.9	1	0	1	0	0	2	3.3
at Denver	02/26/12		9	0-1	.000	0-0	.000	1-2	.500	0	0	0	2.8	0	2	0	0	0	1	3.3
vs Louisiana-Lafayette	03/04/12		4	2-3	.667	0-0	.000	0-0	.000	1	0	1	2.7	1	0	1	0	1	4	3.3
vs Arkansas State	03/05/12		12	2-3	.667	0-0	.000	0-0	.000	0	2	2	2.7	1	3	1	0	0	4	3.3
vs Western Kentucky	03/06/12		3	0-1	.000	0-0	.000	0-0	.000	0	0	0	2.6	2	0	2	0	1	0	3.2
Totals		5	344	36-84	.429	2-10	.200	25-43	.581	31	50	81	2.6	43	25	26	3	10	99	3.2


↳ CAREER STATS

Season	gp-gs	min/avg	Total		3-Point		F-Throws		Rebounds				Scoring							
			fg-fga	pct	fg-fga	pct	ft-fga	pct	off	def	tot	avg	pf	fo	ast	to	blk	stl	pts	avg
2011-12	31-5	344/11.1	36-84	.429	2-10	.200	25-43	.581	31	50	81	2.6	43	0	25	26	3	10	99	3.2
TOTAL	31-5	344/11.1	36-84	.429	2-10	.200	25-43	.581	31	50	81	2.6	43	0	25	26	3	10	99	3.2



PLAYERS

↳ player profiles



32 Roger Franklin

Guard

Sr. ▶ 6-5 ▶ 220
Duncanville, TX ▶
(Oklahoma State)

↳ **CAREER HIGHS**

Points: 20, Western Kentucky -- 01/12/12
Rebounds: 15, at ULM -- 01/14/12
Assists: 4, at UALR -- 02/23/12
Steals: 3, at South Alabama -- 01/05/12; at Texas Tech -- 11/16/11
Blocks: 2, at South Alabama -- 01/05/12; Middle Tennessee -- 02/02/12; vs Louisiana-Lafayette
FG made: 6, Western Kentucky -- 01/12/12; at Louisiana-Lafayette -- 01/25/12; vs Columbia -- 12/03/11
FG attempts: 15, vs Columbia -- 12/03/11
3FG made: 1, at Texas -- 11/29/11
3FG attempts: 3, at Texas -- 11/29/11
FT made: 8, Western Kentucky -- 01/12/12; Denver -- 01/21/12
FT attempts: 13, Denver -- 01/21/12


North Texas: Four double-doubles in '11-12 tied for sixth most in the Sun Belt ... 5.0 rebounds per game rank second at NT ... 15 double-digit scoring games, including career-high 20 vs WKU ... Shot 46.2 percent in the SBC Tourney ... Reached double-figures in 9 of last 15 games, including double-doubles in three of those ... Started 16 games, and appeared in all 32 ... 14th in SBC with 5.7 rebounds per league game ... 15 rebounds at ULM are the fifth most by an SBC player ... 11 of 16 blocks came in Sun Belt play ... First double-double at Texas with 13 points, 12 rebounds ... NCAA approved transfer waiver.

↳ **2011-12 STATS**

Opponent	Date	gs	min	Total		3-Pointers		Free throws		Rebounds				pf	a	t/o	blk	stl	pts	avg	
				fg-fga	pct	3fg-fga	pct	ft-fga	pct	off	def	tot	avg								
ST. GREGORY'S	11/11/11		15	2-5	.400	0-0	.000	0-0	.000	1	0	1	1.0	1	1	0	0	1	4	4.0	
at Texas Tech	11/16/11		16	2-7	.286	0-2	.000	0-0	.000	2	4	6	3.5	1	1	1	0	3	4	4.0	
at UT Arlington	11/22/11		15	0-2	.000	0-0	.000	0-1	.000	1	1	2	3.0	1	0	3	0	0	0	2.7	
at Mississippi State	11/27/11		11	3-10	.300	0-1	.000	0-0	.000	1	1	2	2.8	2	1	0	1	0	6	3.5	
at Texas	11/29/11		27	4-11	.364	1-3	.333	4-4	1.000	4	8	12	4.6	3	1	2	0	0	13	5.4	
vs La Sierra	12/02/11		14	5-8	.625	0-0	.000	0-0	.000	1	1	2	4.2	2	1	0	1	0	10	6.2	
vs Columbia	12/03/11		37	6-15	.400	0-0	.000	0-1	.000	2	5	7	4.6	3	2	2	0	2	12	7.0	
at Loyola Marymount	12/04/11	*	30	2-5	.400	0-0	.000	0-0	.000	0	4	4	4.5	1	0	0	0	0	4	6.6	
SAM HOUSTON STATE	12/10/11		20	0-3	.000	0-0	.000	0-0	.000	1	0	1	4.1	0	1	1	0	0	0	5.9	
JACKSON STATE	12/18/11		22	5-8	.625	0-0	.000	3-6	.500	2	6	8	4.5	3	0	2	0	1	13	6.6	
GRAMBLING STATE	12/20/11		20	5-9	.556	0-0	.000	4-4	1.000	1	2	3	4.4	2	1	0	0	0	14	7.3	
LSU	12/22/11		18	2-2	1.000	0-0	.000	0-0	.000	1	4	5	4.4	1	2	0	0	1	4	7.0	
NEW ORLEANS	12/27/11		13	3-6	.500	0-0	.000	1-2	.500	2	2	4	4.4	1	1	0	1	0	7	7.0	
UALR	12/29/11		19	4-8	.500	0-0	.000	0-0	.000	0	3	3	4.3	4	1	1	0	0	8	7.1	
TROY	12/31/11	*	24	4-7	.571	0-0	.000	2-3	.667	1	7	8	4.5	3	2	5	1	1	10	7.3	
at South Alabama	01/05/12		29	2-9	.222	0-0	.000	2-2	1.000	2	2	4	4.5	2	2	0	2	3	6	7.2	
at Arkansas State	01/07/12	*	21	3-7	.429	0-0	.000	2-2	1.000	1	2	3	4.4	4	1	1	0	0	8	7.2	
WESTERN KENTUCKY	01/12/12	*	31	6-11	.545	0-0	.000	8-11	.727	2	3	5	4.4	2	3	1	1	0	20	7.9	
at ULM	01/14/12	*	33	5-14	.357	0-0	.000	6-9	.667	4	11	15	5.0	3	2	1	1	0	16	8.4	
DENVER	01/21/12	*	42	5-12	.417	0-0	.000	8-13	.615	3	7	10	5.3	4	1	6	1	0	18	8.9	
at Louisiana-Lafayette	01/25/12	*	29	6-11	.545	0-1	.000	3-4	.750	3	8	11	5.5	1	0	1	0	0	15	9.1	
ARKANSAS STATE	01/28/12	*	23	4-11	.364	0-0	.000	2-2	1.000	1	3	4	5.5	3	1	3	1	0	10	9.2	
MIDDLE TENNESSEE	02/02/12	*	26	1-7	.143	0-0	.000	0-0	.000	1	2	3	5.3	0	0	3	2	2	2	8.9	
at FIU	02/09/12	*	24	0-3	.000	0-0	.000	4-4	1.000	1	2	3	5.3	1	0	4	1	2	4	8.7	
at Florida Atlantic	02/11/12	*	40	5-11	.455	0-0	.000	2-6	.333	1	7	8	5.4	4	0	0	0	0	12	8.8	
ULM	02/16/12	*	17	4-7	.571	0-0	.000	2-2	1.000	1	1	2	5.2	3	1	0	0	1	10	8.8	
LOUISIANA-LAFAYETTE	02/18/12		15	1-7	.143	0-0	.000	0-2	.000	0	1	1	5.1	1	0	1	0	0	2	8.6	
at UALR	02/23/12		25	1-2	.500	0-0	.000	0-1	.000	0	4	4	5.0	3	4	0	0	0	2	8.4	
at Denver	02/26/12	*	27	0-4	.000	0-0	.000	3-4	.750	1	6	7	5.1	0	2	2	1	0	3	8.2	
vs Louisiana-Lafayette	03/04/12	*	27	4-10	.400	0-0	.000	2-3	.667	0	4	4	5.1	4	2	1	2	1	10	8.2	
vs Arkansas State	03/05/12	*	25	5-9	.556	0-0	.000	0-0	.000	1	2	3	5.0	4	1	2	0	0	10	8.3	
vs Western Kentucky	03/06/12	*	19	3-7	.429	0-0	.000	0-0	.000	3	2	5	5.0	4	2	1	0	0	6	8.2	
Totals			16	754	102-248	.411	1-7	.143	58-86	.674	45	115	160	5.0	71	37	44	16	18	263	8.2

↳ **CAREER STATS**

Season	gp-gs	min/avg	Total		3-Point		F-Throws		Rebounds				Scoring							
			fg-fga	pct	fg-fga	pct	ft-fga	pct	off	def	tot	avg	pf	fo	ast	to	blk	stl	pts	avg
2011-12	32-16	754/23.6	102-248	.411	1-7	.143	58-86	.674	45	115	160	5.0	71	0	37	44	16	18	263	8.2
TOTAL	32-16	754/23.6	102-248	.411	1-7	.143	58-86	.674	45	115	160	5.0	71	0	37	44	16	18	263	8.2



4 P.J.
Hardwick


Guard

Fr. ▶ 5-10 ▶ 170
Miami, FL ▶
(Houston Christian Life)

Houston Christian Life Academy

Known for his lightning quick moves, point guard P.J. Hardwick became the first signee

of the Tony Benford era ... Averaged 15 points and 10 assists per game as a senior for Christian Life Academy in Houston ... Originally signed with Mississippi State as a part of the nation's No. 17 ranked recruiting class according to Hoop Scoop ... Hoop Scoop also listed Hardwick as the No. 250 ranked player in the nation ... As a junior, Hardwick led Christian Life to a 30-1 record while averaging nine points and 12 assists per game ... Rivals.com named Hardwick a three-star recruit.



21 T.J.
Taylor

Guard

So. ▶ 6-3 ▶ 220
Denison, TX ▶
(Paris JC / Marquette)


Paris Junior College

Third Team All-America selection by the National Junior College Athletic Association

in 2011-12 ... First team all-conference and all-region honoree under head coach Chuck Taylor at Paris Junior College ... Two-time Region 14 Player of the Week ... Helped lead the dragons to the regular season conference title ... Posted season averages of 14.0 points, 5.0 rebounds, 3.0 assists and 1.0 steals per game ... was named the team's most valuable player, as well as top performer for all of the programs at Paris.

Denison High School

A three-time Texas Association of Basketball Coaches All-State selection and a four-time all-region pick ... Finished career as Denison's all-time leading scorer (2,630 points) ... Ranked No. 78 nationally in the 2010 recruiting class by ESPN and No. 104 by Rivals.com ... Regarded as the country's 16th-best point guard by ESPN and the 28th-best shooting guard by Rivals.com and Scout.com ... Averaged 20.7 points, 7.4 rebounds and 4.4 assists as a senior in leading the Yellow Jackets to a 16-16 record ... Shot .478 from the field, .296 (45-for-152) from 3-point range and .742 (132-for-178) from the free throw line ... Named the District 9-4A Co-Offensive Player of the Year as a senior and won the award outright his sophomore and junior seasons ... Named MVP of the 2010 Texas High School Coaches Association All-Star Game.



22 Clarke
Overlander


Guard

Fr. ▶ 6-5 ▶ 210
Argyle, TX ▶
(Argyle HS)

Argyle High School

Led Argyle to a 31-8 record and its first 3A state title as a senior ... Was named the UIL

State Tournament MVP after hauling in 14 points, 10 rebounds and four assists in the state title game ... First-Team All-District as a senior, but was named the District 9-3A MVP as both a sophomore and junior ... Is the first known Denton area player to sign a scholarship to play for the Mean Green ... Multiple Texas Association of Basketball Coaches All Region and All-State selections ... Averaged 15.5 points per game as a sophomore, and upped that to 19 per game and 50 percent 3-point percentage as a junior ... Texashoops.com ranks Overlander No. 68 on its list of the best Texas prospects in the Class of 2012 ... Maxpreps.com No. 74 in the state and among the top 500 nationally (479) ... Overlander played his AAU ball for Texas Assault, which won back-to-back National Super 64 titles.



44 Keith
Coleman

Forward/Center

So. ▶ 6-10 ▶ 245
Philadelphia, PA ▶
(Marshalltown CC)

Marshalltown CC

Was rated by Hot100Hoops.com as one of the nation's top-25 junior college players

... Originally signed with Nebraska ... Racked up averages of 8.0 points, 7.1 rebounds and 1.8 assists per game last year for Marshalltown (Iowa) CC ... Will have three years of eligibility remaining for the Mean Green ... Tallied three double-doubles last season for the Tigers, including a 17-point, 13-rebound outing against Southwestern (Iowa) CC ... Shot 57.1 percent from the floor on the year and was named Honorable Mention All-Region XI.

Lee (Maine) Academy

Was rated as the No. 23 center in the country by Scout.com and No. 37 by ESPN.com ... Listed as a three-star prospect by Rivals.com.



OPONENTS

↳ all-time series

School	Won	Lost	First Mt.	Last Mt.
Abilene Christian	23	9	1920-21	1962-63
Adams State	1	0	1948-49	1948-49
Air Force	1	1	1961-62	1962-63
Alabama	0	5	1995-96	2004-05
UAB	0	1	1997-98	1997-98
Alabama-Huntsville			First Meeting	
Alcorn State	5	5	1981-82	1991-92
Angelo State	2	0	2004-05	2005-06
Appalachian State	1	0	1990-91	1990-91
Arizona	2	0	1967-68	1969-70
Arizona State	1	2	1972-73	2005-06
Arkansas	1	12	1932-33	2008-09
UALR	9	16	1968-69	2011-12
Arkansas State	18	20	1963-64	2011-12
Arkansas Tech	1	0	1969-70	1969-70
Army	1	0	1988-89	1988-89
Auburn	0	1	2002-03	2002-03
Austin College	48	2	1916-17	1975-76
Avila College	1	0	1994-95	1994-95
Baylor	17	30	1918-19	2003-04
Baylor Medical	2	2	1919-20	1920-21
Belhaven	1	0	2006-07	2006-07
Bethel (Tenn.)	2	0	1969-70	1970-71
Boise State	1	8	1996-97	2009-10
Boston University	0	2	1973-74	1994-95
Bowling Green	1	0	1975-76	1975-76
Bradley	6	30	1957-58	1975-76
Brigham Young	0	2	1980-81	1989-90
Bucknell	0	1	1992-93	1992-93
Buffalo	1	0	1999-00	1999-00
UC Irvine	2	2	1996-97	1999-00
UC Santa Barbara	4	0	1996-97	1999-00
Cal State Fullerton	4	2	1972-73	1999-00
Cal Poly	3	1	1996-97	1999-00
Cameron	6	0	1980-81	2009-10
Centenary	10	11	1954-55	2007-08
Central Michigan	1	0	1981-82	1981-82
Central Okla. State	10	4	1936-37	1978-79
Charlotte	1	1	1975-75	2006-07
Chattanooga	1	1	2004-05	2005-06
Chicago State	1	0	1973-74	1973-74
Cincinnati	4	22	1957-58	1969-70
Colorado	0	3	1993-94	2002-03
Colorado State	2	4	1969-70	1989-90
Columbia	0	1	2011-12	2011-12
Creighton	4	4	1950-51	1976-77
Dallas University	6	0	1916-17	1920-21
Daniel Baker	4	4	1924-25	1930-31
Davidson	0	1	1960-61	1960-61
Decatur Baptist	7	6	1916-17	1926-27
Delta State	0	1	1937-38	1937-38
Denver	15	10	1968-69	2011-12
DePaul	0	2	1979-80	1980-81
Dist. of Columbia	1	0	1982-83	1982-83
Drake	6	30	1950-51	1984-85
East Carolina	1	1	1983-84	1984-85
E. Central Okla.	0	2	1935-36	1935-36
East Texas Baptist	1	0	1994-95	1994-95
Eastern Illinois	1	0	1986-87	1986-87
Eastern Wash.	1	0	1993-94	1993-94
Emporia State	1	1	1955-56	1956-57

School	Won	Lost	First Mt.	Last Mt.
Evansville	0	1	1995-96	1995-96
Fairfield	0	1	1978-79	1978-79
Florida Atlantic	5	3	2006-07	2011-12
FIU	11	3	2000-01	2011-12
Fresno State	1	1	1973-74	1976-77
Georgia Southern	1	1	1973-74	1989-90
Georgia State	1	0	1972-73	1972-73
Georgia Tech	0	1	1997-98	1997-98
Gonzaga	0	1	1962-63	1962-63
Grambling State	2	0	2010-11	2011-12
Hamline (Minn.)	1	0	1942-43	1942-43
Hardin-Simmons	38	25	1920-21	2005-06
Hartford	1	0	2007-08	2007-08
Hawaii	3	1	1966-67	1990-91
Henderson State	2	0	1982-83	2010-11
Houston	5	30	1945-46	2008-09
Houston Baptist	6	1	1976-77	2009-10
Howard Payne	11	8	1924-25	1965-66
Idaho	0	8	1996-97	1999-00
Illinois State	1	1	1978-79	1978-79
Indiana	0	1	2002-03	2002-03
Indiana State	5	1	1968-69	2008-09
Iowa	0	1	1997-98	1997-98
Iowa State	0	1	1998-99	1998-99
Jackson State	5	1	1990-91	2011-12
Jacksonville	0	1	1971-72	1971-72
Jarvis Christian	1	0	2006-07	2006-07
Kansas	0	1	2010-11	2010-11
Kansas State	1	5	1972-73	2009-10
Kent State	1	0	1980-81	1980-81
Lamar	11	17	1955-56	2004-05
La Sierra	1	0	2011-12	2011-12
Lipscomb	1	1	2001-02	2001-02
Long Beach State	3	6	1972-73	1999-00
La.-Lafayette	16	19	1949-50	2011-12
La.-Monroe	23	28	1955-56	2011-12
Lehigh			First Meeting	
Louisiana State	1	1	2010-11	2011-12
Louisiana Tech	7	18	1952-53	2000-01
Louisville	3	18	1954-55	1974-75
Loyola (La.)	1	3	1961-62	1964-65
Loyola Marymount	1	0	2011-12	2011-12
McAlister	1	0	1966-67	1966-67
McMurry	10	2	1927-28	1977-78
McNeese State	19	17	1981-82	1995-96
Marquette	0	3	1969-70	1978-79
Marshall	0	1	1990-91	1990-91
Mary Hardin-Baylor	1	0	1996-97	1996-97
Maryland	0	1	1998-99	1998-99
UMBC	2	0	1994-95	1995-96
Marysville	0	2	1942-43	1948-49
Massachusetts	1	0	1982-83	1982-83
Memphis	6	17	1959-60	2006-07
Middle Tennessee	6	9	2000-01	2011-12
Midwestern	13	14	1947-48	1983-84
Mississippi	0	2	1985-86	1986-87
Mississippi State	0	2	1972-73	2011-12
Missouri	0	2	1976-77	1987-88
Montana	1	0	1979-80	1979-80
Montana State	0	2	1987-88	1988-89
Morningside	1	0	1937-38	1937-38

School	Won	Lost	First Mt.	Last Mt.
Murray State	1	1	1942-43	1959-60
Nebraska	0	4	1973-73	2006-07
Nebraska-Kearney	1	1	1938-39	1938-39
Nevada	2	8	1996-97	1998-99
Nevada-Las Vegas	1	1	1967-68	1969-70
New Mexico	0	2	1987-88	1990-91
New Mexico State	9	19	1951-52	2008-09
New Orleans	10	14	1975-76	2011-12
Niagara	1	0	1974-75	1974-75
Nicholls State	7	9	1970-71	2006-07
Norfolk State	1	0	1996-97	1996-97
North Carolina	0	1	1987-88	1987-88
Northeast Mo.	1	0	1966-67	1966-67
N. Carolina A&T	1	0	1976-77	1976-77
NC-Wilmington	1	1	2004-05	2005-06
North Carolina St.	1	1	1997-98	1997-98
Northwestern	1	0	1967-68	1967-68
Northwestern St.	24	6	1953-54	1995-96
Northwest Okla.	1	1	1938-39	2003-04
Ohio University	0	1	1990-91	1990-91
Oklahoma	1	3	1966-67	2000-01
Oklahoma Baptist	3	0	1928-29	1958-59
Okla. Christian	1	0	1970-71	1970-71
Oklahoma City	6	20	1949-50	1983-84
OK Panhandle State	1	0	2010-11	2010-11
Oklahoma State	1	14	1937-38	2009-10
Oral Roberts	3	4	1976-77	1988-89
Pacific	1	5	1967-68	1999-00
Pepperdine	3	2	1946-47	1982-83
Phillips University	2	0	1939-40	1996-97
Pittsburg State	0	2	1956-57	1957-58
Portland State	1	1	1976-77	1978-79
Princeton	0	1	1998-99	1998-99
Purdue	0	1	1970-71	1970-71
Rice	9	3	1931-32	2010-11
Roosevelt	1	0	1977-78	1977-78
SMU	17	34	1916-17	2002-02
St. Bonaventure	0	1	1978-79	1978-79
St. Edwards	5	0	1953-54	2002-03
St. Francis	0	1	1973-74	1973-74
St. Gregory's	1	0	2011-12	2011-12
St. Joseph's	0	1	1981-82	1981-82
St. Leo	0	1	1970-71	1970-71
St. Louis	9	28	1957-58	1981-82
St. Mary's (Calif.)	0	2	1981-82	1986-87
St. Mary's (Texas)	2	1	1977-78	1980-81
Samford	7	2	1968-69	1996-97
Sam Houston St.	34	28	1925-26	2011-12
San Diego	2	1	1979-80	1989-90
San Diego State	1	0	1976-77	1976-77
San Francisco St.	1	1	1962-63	1980-81
San Jose State	1	0	1979-80	1979-80
Santa Clara	0	3	1968-69	1980-81
Seton Hall	0	1	1980-81	1980-81
South Alabama	7	13	1991-92	2011-12
South Dakota St.	1	1	1965-66	1966-67
Southeastern La.	3	2	1979-80	2009-10
SE Missouri State	1	1	2003-04	2004-05
Southeast Okla.	4	2	1916-17	1953-54
Southern	2	1	2003-04	2007-08
Southern Colorado	1	0	1969-70	1969-70

OPPONENTS

↳ all-time series



<u>School</u>	<u>Won</u>	<u>Lost</u>	<u>First Mt.</u>	<u>Last Mt.</u>
Southern Illinois	1	0	1975-76	1975-76
Southern Miss.	5	16	1951-52	1988-89
Missouri St.	2	1	2000-01	2002-03
Southwestern	1	0	1986-87	1986-87
Southwestern Kan.	2	0	1948-49	1986-87
Southwestern Okla.	1	0	1938-39	1938-39
Spring Hill	2	1	1953-54	1958-59
Stephen F. Austin	32	33	1925-26	2006-07
Stetson	2	0	1959-60	1969-70
Stout Institute	1	1	1942-43	1942-43
Syracuse	0	1	1977-78	1977-78
Tarleton St.	2	0	1975-76	1994-95
Tennessee	0	1	1973-74	1973-74
Tennessee-Martin	1	0	2004-05	2004-05
Tennessee Tech	2	1	1978-79	2002-03
Texas	5	26	1917-18	2011-12
Tex.-Arlington	30	22	1925-26	2011-12
Tex.-El Paso	2	4	1951-52	1989-90
Tex.-Pan Amer.	8	13	1976-77	2005-06
Tex.-Permian Basin	2	0	2004-05	2005-06
Tex.-San Antonio	8	9	1981-82	1995-96
Texas A&M	8	10	1938-39	2009-10
Tex. A&M-Commerce	26	27	1917-18	2002-03
Tex. A&M-CC	2	1	1949-50	2000-01
Tex. A&M-Int.	1	0	2007-08	2007-08
Tex. A&M-Kingsville	5	2	1930-31	2001-02
Texas Christian	31	43	1916-17	2004-05
Texas Lutheran	1	0	1980-81	1980-81
Texas Southern	3	4	1982-83	2010-11
Texas State	59	28	1921-22	2010-11
Texas Tech	5	10	1946-47	2011-12
Texas Wesleyan	6	11	1934-35	1984-85
Trinity	42	5	1919-20	1975-76
Troy	8	3	2005-06	2011-12
Tulsa	14	35	1921-22	2006-07
UCLA	0	1	1988-89	1988-89
Univ. of the Southwest	1	0	2009-10	2009-10
U.S. International	1	0	1979-80	1979-80
Utah	0	1	1986-87	1986-87
Utah State	1	8	1975-76	1999-00
Valparaiso	0	1	1984-85	1984-85
Virginia Common.	1	0	1975-76	1975-76
Warrensburg	0	1	1939-40	1939-40
Washburn State	0	1	1949-50	1949-50
Wayland Baptist	5	1	1952-53	1964-65
Weber State	2	2	1981-82	2002-03
Westmont College	1	0	1985-86	1985-86
West Texas A&M	23	23	1922-23	1991-92
Western Kentucky	5	13	2000-01	2011-12
Western New Mexico	1	0	2007-08	2007-08
Wichita State	11	26	1957-58	1982-83
William Jewell	1	0	1963-64	1963-64
William and Mary	0	1	1958-59	1958-59
Winthrop	1	0	2002-03	2002-03
Wisc.-Parkside	1	0	1975-76	1975-76
Wyoming	1	4	1969-70	1999-00
York College	1	0	1942-43	1942-43
Youngstown State	1	0	1985-86	1995-86



OPPONENTS

↳ north texas vs. conferences

↳ America East

Team	Won	Lost
Albany	0	0
Binghamton	0	0
Boston Univ.	0	2
Hartford	1	0
Maine	0	0
UMBC	2	0
New Hampshire	0	0
Stony Brook	0	0
Vermont	0	0
Totals (.600)	3	2

↳ Atlantic Coast

Team	Won	Lost
Boston College	0	2
Clemson	0	0
Duke	0	0
Florida State	0	0
Georgia Tech	0	1
Maryland	0	1
Miami	0	0
North Carolina	0	1
North Carolina State	1	1
Virginia	0	0
Virginia Tech	0	0
Wake Forest	0	0
Totals (.143)	1	6

↳ Atlantic Sun

Team	Won	Lost
East Tennessee St.	0	0
Florida Gulf Coast	0	0
Jacksonville	0	0
Kennesaw State	0	0
Lipscomb	1	1
Mercer	0	0
North Florida	0	0
Northern Kentucky	0	0
Stetson	2	0
USC-Upstate	0	0
Totals (.750)	3	1

↳ Atlantic 10

Team	Won	Lost
Butler	0	0
Charlotte	1	1
Dayton	0	0
Duquesne	0	0
Fordham	0	0
George Washington	0	0
La Salle	0	0
Massachusetts	0	0
Rhode Island	0	0
Richmond	0	0
St. Bonaventure	0	1
St. Joseph's	0	0
St. Louis	9	28
Temple	0	0
VCU	1	0
Xavier	0	0
Totals (.268)	11	30

↳ Big East

Team	Won	Lost
Connecticut	0	0
Cincinnati	4	22
DePaul	0	2
Georgetown	0	0
Louisville	3	18
Marquette	0	3
Notre Dame	0	0
Pittsburgh	0	0
Providence	0	0
Rutgers	0	0
Seton Hall	0	0
South Florida	0	0
St. John's	0	0
Syracuse	0	1
Villanova	0	0
Totals (.132)	7	46

↳ Big South

Team	Won	Lost
Campbell	0	0
Charleston Southern	0	0
Coastal Carolina	0	0
Gardner Webb	0	0
High Point	0	0
Liberty	0	0
Longwood	0	0
NC Asheville	0	0
Presbyterian	0	0
Radford	0	0
VMI	0	0
Winthrop	1	0
Totals (1.000)	1	0

↳ Big Sky

Team	Won	Lost
Eastern Washington	1	0
Idaho State	0	0
Montana	1	0
Montana State	0	2
North Dakota	0	0
Northern Arizona	0	0
Northern Colorado	0	0
Portland State	1	1
Sacramento St.	0	0
Southern Utah	0	0
Weber State	1	3
Totals (.400)	4	6

↳ Big Ten

Team	Won	Lost
Illinois	0	0
Indiana	0	2
Iowa	0	1
Michigan	0	0
Michigan State	0	0
Minnesota	0	0
Nebraska	0	4
Northwestern	1	0
Ohio State	0	0
Penn State	0	0
Purdue	0	1
Wisconsin	0	0
Totals (.111)	1	8

↳ Big 12

Team	Won	Lost
Baylor	17	30
Iowa State	0	1
Kansas	0	1
Kansas State	1	4
Oklahoma	1	3
Oklahoma State	1	14
Texas	5	26
TCU	31	43
Texas Tech	5	10
West Virginia	0	0
Totals (.316)	61	132

↳ Big West

Team	Won	Lost
UC-Davis	0	0
UC-Irvine	2	2
Cal Poly	3	1
Cal St.-Fullerton	4	2
Cal St.-Northridge	0	0
Cal-Riverside	0	0
Hawaii	3	1
Long Beach St.	3	6
Pacific	1	5
Santa Barbara	4	0
Totals (.541)	20	17

↳ Colonial

Team	Won	Lost
Delaware	0	0
Drexel	0	0
George Mason	0	0
Georgia State	1	0
Hofstra	0	0
James Madison	0	0
UNC-Wilmington	1	1
Northeastern	0	0
Old Dominion	0	0
Towson	0	0
William and Mary	0	1
Totals (.500)	2	2

↳ Conference USA

Team	Won	Lost
UAB	0	1
Central Florida	0	0
East Carolina	1	1
Houston	5	30
Marshall	0	1
Memphis	6	17
Rice	9	3
SMU	17	34
Southern Miss.	5	16
UTEP	2	4
Tulane	0	0
Tulsa	14	35
Totals (.294)	59	142

↳ Great West

Team	Won	Lost
Chicago State	1	0
Houston Baptist	6	1
NJIT	0	0
UT Pan American	8	13
Utah Valley	0	0
Totals (.517)	15	14

↳ Horizon League

Team	Won	Lost
Cleveland State	0	0
Detroit	0	0
Illinois-Chicago	0	0
Loyola (Ill.)	0	0
Valparaiso	0	1
Wisconsin-Green Bay	0	0
Wisconsin-Milwaukee	0	0
Wright State	0	0
Youngstown State	1	0
Totals (1.000)	1	1

↳ Independent

Team	Won	Lost
Cal State-Bakersfield	0	0
New Orleans	11	14
Totals (.444)	11	14

↳ Ivy League

Team	Won	Lost
Brown	0	0
Columbia	0	1
Cornell	0	0
Dartmouth	0	0
Harvard	0	0
Princeton	0	1
Penn	0	0
Yale	0	0
Totals (.000)	0	2

↳ Mid-American

Team	Won	Lost
Akron	0	0
Ball State	0	0
Bowling Green	1	0
Buffalo	1	0
Central Michigan	1	0
Eastern Michigan	0	0
Kent State	1	0
Miami (OH)	0	0
Northern Illinois	0	0
Ohio University	0	1
Temple	0	0
Toledo	0	0
Western Michigan	0	0
Totals (.800)	4	1

OPPONENTS

↳ north texas vs. conferences



↳ Mid-Eastern (MEAC)

Team	Won	Lost
Bethune-Cookman	0	0
Coppin State	0	0
Delaware State	0	0
Florida A&M	0	0
Hampton	0	0
Howard	0	0
MD-Eastern Shores	0	0
Morgan State	0	0
Norfolk State	0	0
North Carolina Central	0	0
N. C. A&T State	1	0
Savannah State	0	0
South Carolina State	0	0
Totals (1.000)	1	0

↳ Missouri Valley

Team	Won	Lost
Bradley	6	30
Creighton	4	4
Drake	6	30
Evansville	0	1
Illinois State	2	1
Indiana State	4	1
Missouri St.	2	1
Northern Iowa	0	0
Southern Illinois	1	0
Wichita State	11	26
Totals (.277)	36	94

↳ Mountain West

Team	Won	Lost
Boise State	1	8
Colorado State	2	4
Fresno State	0	0
Nevada	2	8
UNLV	1	1
New Mexico	0	2
San Diego State	1	0
Air Force	1	1
Wyoming	1	4
Totals (.243)	9	28

↳ Metro Atlantic

Team	Won	Lost
Canisius	0	0
Fairfield	0	0
Iona	0	0
Loyola (MD)	0	0
Manhattan	0	0
Marist	0	0
Niagara	1	0
Rider	0	0
Siena	0	0
St. Peter's	0	0
Totals (1.000)	1	0

↳ Northeast

Team	Won	Lost
Central Conn. State	0	0
Fairleigh Dickinson	0	0
Long Island	0	0
Monmouth	0	0
Mt. St. Mary's	0	0
Quinnipiac	0	0
Robert Morris	0	0
Sacred Heart	0	0
St. Francis (NY)	0	1
St. Francis (PA)	0	0
Wagner	0	0
Totals (.000)	0	1

↳ Ohio Valley

Team	Won	Lost
Austin Peay	0	0
Belmont	0	0
Eastern Illinois	1	0
Eastern Kentucky	0	0
Jacksonville St.	0	1
Morehead State	0	0
Murray State	1	1
Southeast Missouri St.	1	1
SIU-Edwardsville	0	0
Tennessee-Martin	1	0
Tennessee State	0	0
Tennessee Tech	2	1
Totals (.684)	6	4

↳ Pac 12

Team	Won	Lost
Arizona	2	0
Arizona State	1	1
California	0	0
Colorado	0	3
Oregon	0	0
Oregon State	0	0
Southern California	0	0
Stanford	0	0
UCLA	0	1
Utah	0	1
Washington	0	0
Washington State	0	0
Totals (.333)	3	6

↳ Patriot

Team	Won	Lost
American	0	0
Army	1	0
Bucknell	0	1
Colgate	0	0
Holy Cross	0	0
Lafayette	0	0
Lehigh	0	0
Navy	0	0
Totals (.500)	1	1

↳ Southeastern Conference

Team	Won	Lost
Alabama	0	5
Arkansas	0	13
Auburn	0	1
Florida	0	0
Georgia	0	0
Kentucky	0	0
LSU	1	1
Mississippi	0	2
Mississippi State	0	2
Missouri	0	2
South Carolina	0	0
Tennessee	0	1
Texas A&M	8	10
Vanderbilt	0	0
Totals (.196)	9	37

↳ Southern

Team	Won	Lost
Appalachian State	1	0
The Citadel	0	0
Charleston	0	0
Chattanooga	1	1
Davidson	0	1
Elon	0	0
Furman	0	0
Georgia Southern	1	1
UNC-Greensboro	0	0
Samford	7	2
Western Carolina	0	0
Wofford	0	0
Totals (.500)	10	5

↳ Southland

Team	Won	Lost
Central Arkansas	0	0
Lamar	11	17
McNeese State	19	17
Nicholls State	7	9
Northwestern State	24	6
Oral Roberts	3	4
Sam Houston State	34	28
Stephen F. Austin	32	33
S.E. Louisiana	3	2
TAMU-Corpus Christi	2	1
Totals (.534)	134	117

↳ Southwestern Athletic

Team	Won	Lost
Alabama A&M	0	0
Alabama State	0	0
Alcorn State	5	5
Arkansas-Pine Bluff	0	0
Grambling State	2	0
Jackson State	6	1
Mississippi Valley St.	0	0
Prairie View A&M	0	0
Southern	2	1
Texas Southern	3	4
Totals (.607)	17	11

↳ Summit League

Team	Won	Lost
IUPUI	0	0
IPFW	0	0
Nebraska-Omaha	0	0
North Dakota St.	0	0
Oakland	0	0
South Dakota	0	0
South Dakota St.	1	1
UMKC	0	0
Western Illinois	0	0
Totals (.500)	1	1

↳ Sun Belt

Team	Won	Lost
UALR	9	16
Arkansas State	18	20
Florida Atlantic	5	3
FIU	11	3
Louisiana-Lafayette	16	19
ULM	23	28
Middle Tennessee	6	9
South Alabama	7	13
Troy	8	3
Western Kentucky	5	13
Totals (.460)	108	127

↳ West Coast

Team	Won	Lost
Brigham Young	0	2
Gonzaga	0	1
Loyola Marymount	1	0
Pepperdine	3	2
Portland	0	0
St. Mary's (Calif.)	0	2
San Diego	2	1
San Francisco	1	1
Santa Clara	0	3
Totals (.368)	7	12

↳ Western Athletic

Team	Won	Lost
Idaho	0	8
Denver	15	10
San Jose State	1	0
Seattle	0	0
Louisiana Tech	7	18
New Mexico State	9	19
UT-Arlington	31	21
UT-San Antonio	8	9
Texas State	59	28
Utah State	1	8
Totals (.520)	131	121

↳ 2012-13 Division II

↳ Lone Star Conference

Team	Won	Lost
Abilene Christian	23	9
Angelo State	2	0
Cameron	6	0
Eastern New Mexico	0	0
Incarnate Word	0	0
Midwestern State	13	14
Tarleton State	2	0
TAMU-Commerce	26	27
TAMU-Kingsville	5	2
Texas Woman's	0	0
West Texas A&M	23	23
Totals (.571)	100	75

↳ Gulf South Conference

Team	Won	Lost
Alabama-Huntsville	0	0
Christian Brothers	0	0
Delta State	0	1
Northern Alabama	0	0
Shorter	0	0
Union Univ.	0	0
Valdosta State	0	0
West Alabama	0	0
West Florida	0	0
West Georgia	0	0
Totals (.000)	0	1



IN REVIEW

↳ 2011-12 statistics

↳ 2011-12 SEASON BOX SCORE

Overall: 18-14 • Sun Belt: 9-7 • Home: 10-4 • Road: 5-8 • Neutral: 3-2

NO	Player	GP-GS	Min -- Avg.	FG-FGA	Pct	3FG-3FGA	Pct.	FT-FTA	Pct.	Off-Def-Tot	Avg	PF-FO	A	TO	Blk	Stl	Pts	Avg.
13	Mitchell, Tony	23-22	676-29.4	118-208	.567	18-41	.439	85-115	.739	58-180-238	10.3	70-2	36	65	70	20	339	14.7
05	Jones, Chris	19-19	558-29.4	97-222	.437	18-64	.281	55-71	.775	11-78-89	4.7	40-0	81	70	4	45	267	14.1
23	Williams, Jordan	19-13	480-25.3	71-173	.410	23-84	.274	42-54	.778	36-40-76	4.0	39-0	25	41	9	21	207	10.9
03	Williams, Alzee	32-30	1018-31.8	126-267	.472	5-21	.238	78-99	.788	36-73-109	3.4	36-0	54	41	2	17	335	10.5
02	Walton, Brandan	32-17	792-24.8	92-237	.388	54-147	.367	42-63	.667	29-53-82	2.6	67-1	35	38	1	25	280	8.8
32	Franklin, Roger	32-16	754-23.6	102-248	.411	1-7	.143	58-86	.674	45-115-160	5.0	71-0	37	44	16	18	263	8.2
01	Holmen, Jacob	22-14	457-20.8	59-151	.391	13-39	.333	22-28	.786	20-53-73	3.3	30-1	21	22	2	6	153	7.0
24	Hogans, Kedrick	24-15	395-16.5	36-79	.456	0-0	.000	18-34	.529	45-44-89	3.7	38-1	4	20	13	10	90	3.8
33	Hall, Tyler	23-4	342-14.9	26-73	.356	16-49	.327	6-9	.667	7-38-45	2.0	29-0	22	29	2	12	74	3.2
25	Stojiljkovic, Niko	31-5	344-11.1	36-84	.429	2-10	.200	25-43	.581	31-50-81	2.6	43-0	25	26	3	10	99	3.2
34	Edwards, Alonzo	29-5	251-8.7	26-53	.491	1-1	1.000	15-26	.577	21-34-55	1.9	55-1	7	22	5	7	68	2.3
14	Norris, Trey	31-0	362-11.7	17-55	.309	7-24	.292	9-10	.900	2-33-35	1.1	27-0	35	32	1	9	50	1.6
11	Robinson, Forrest	16-0	96-6.0	12-35	.343	1-8	.125	0-1	.000	2-17-19	1.2	14-0	3	5	2	0	25	1.6
TM	TEAM.....									58-40-98	3.2	2		9				
	Total.....	32		818-1885	.434	159-495	.321	455-639	.712	401-848-1249	39.0	561-6	385	464	130	200	2250	70.3
	Opponents.....	32		739-1819	.406	184-585	.315	418-616	.679	348-769-1117	34.9	581	335	470	106	245	2080	65.0

↳ 2011-12 CONFERENCE ONLY BOX SCORE

Sun Belt: 9-7 • Home: 5-3 • Road: 4-4

NO	Player	GP-GS	MIN/G.	FG-FGA	Pct	3FG-3FGA	Pct.	FT-FTA	Pct.	Off-Def-Tot	Avg	PF-FO	A	TO	Blk	Stl	Pts	Avg.
13	Mitchell, Tony	16-16	490-30.6	90-155	.581	16-34	.471	59-81	.728	45-143-188	11.8	47-1	26	50	50	17	255	15.9
03	Williams, Alzee	16-16	569-35.6	76-160	.475	0-7	.000	40-54	.741	19-46-65	4.1	24-0	33	26	0	7	192	12.0
05	Jones, Chris	6-6	193-32.2	29-74	.392	5-18	.278	9-16	.563	5-28-33	5.5	9-0	36	17	1	17	72	12.0
23	Williams, Jordan	6-1	144-24.0	23-52	.442	9-25	.360	17-20	.850	7-8-15	2.5	9-0	7	13	4	6	72	12.0
02	Walton, Brandan	16-14	456-28.5	54-128	.422	34-83	.410	23-34	.676	10-34-44	2.8	45-1	22	25	1	14	165	10.3
32	Franklin, Roger	16-12	425-26.6	51-131	.389	0-1	.000	44-65	.677	22-69-91	5.7	38-0	20	29	11	9	146	9.1
01	Holmen, Jacob	11-6	227-20.6	30-74	.405	5-19	.263	9-13	.692	10-25-35	3.2	17-1	11	14	2	2	74	6.7
33	Hall, Tyler	13-4	253-19.5	17-45	.378	11-31	.355	4-7	.571	7-30-37	2.8	16-0	15	20	1	9	49	3.8
25	Stojiljkovic, Niko	16-0	182-11.4	19-44	.432	1-5	.200	9-20	.450	12-25-37	2.3	20-0	19	12	2	4	48	3.0
24	Hogans, Kedrick	8-3	67-8.4	7-12	.583	0-0	.000	2-3	.667	6-5-11	1.4	7-0	0	8	1	2	16	2.0
34	Edwards, Alonzo	15-2	97-6.5	11-25	.440	1-1	1.000	3-10	.300	9-13-22	1.5	31-1	1	12	2	2	26	1.7
11	Robinson, Forrest	9-0	48-5.3	6-16	.375	1-4	.250	0-0	.000	0-8-8	0.9	5-0	1	1	2	0	13	1.4
14	Norris, Trey	16-0	174-10.9	6-26	.231	3-12	.250	6-6	1.000	0-17-17	1.1	11-0	16	15	0	4	21	1.3
TM	TEAM.....									30-19-49	3.1	1		7				
	Total.....	16		419-942	.445	86-240	.358	225-329	.684	182-470-652	40.8	280-4	207	249	77	93	1149	71.8
	Opponents.....	16		372-970	.384	99-321	.308	217-328	.662	189-401-590	36.9	310						

IN REVIEW

↳ game-by-game results



DATE	TIME	OPPONENT	SCORE	ATTEND	HIGH POINTS	HIGH REBOUNDS
11/11/11	7:00 p.m.	ST. GREGORY'S	W 81-52	3175	(16)Williams, Jordan	(12)Jones, Chris
11/16/11	7:00 p.m.	at Texas Tech	64-69 L	8614	(31)Jones, Chris	(6)Franklin, Roger
11/22/11	7:00 p.m.	at UT Arlington	64-97 L	1388	(20)Jones, Chris	(4)Stojiljkovic, Niko (4)Hogans, Kedrick
11/27/11	1:30 p.m.	at Mississippi State	59-82 L	7418	(12)Jones, Chris	(8)Stojiljkovic, Niko
11/29/11	7:15 p.m.	at Texas	57-73 L	9488	(17)Williams, Alzee	(12)Franklin, Roger
12/02/11	2:00 p.m.	# vs La Sierra	W 92-45	360	(14)Walton, Brandan	(9)Edwards, Alonzo
12/03/11	5:00 p.m.	# vs Columbia	57-72 L	2195	(13)Jones, Chris	(9)Hogans, Kedrick
12/04/11	1:30 p.m.	# at Loyola Marymount	W 76-63	1913	(22)Jones, Chris	(7)Williams, Jordan
12/10/11	7:00 p.m.	SAM HOUSTON STATE	W 53-50	3313	(14)Jones, Chris	(8)Williams, Jordan
12/18/11	7:00 p.m.	JACKSON STATE	W 69-55	3146	(17)Jones, Chris	(10)Mitchell, Tony
12/20/11	7:00 p.m.	GRAMBLING STATE	W 82-40	2732	(20)Jones, Chris	(8)Mitchell, Tony
12/22/11	7:00 p.m.	LSU	58-67 L	6838	(15)Jones, Chris	(6)Hogans, Kedrick
12/27/11	7:00 p.m.	NEW ORLEANS	W 78-47	2617	(15)Mitchell, Tony	(8)Hogans, Kedrick
12/29/11	7:00 p.m.	* UALR	66-69 L	2825	(14)Williams, Alzee	(8)Jones, Chris
12/31/11	3:00 p.m.	* TROY	W 87-65	2747	(21)Jones, Chris	(10)Stojiljkovic, Niko
01/05/12	7:05 p.m.	* at South Alabama	Wot 78-73	1592	(34)Mitchell, Tony	(16)Mitchell, Tony
01/07/12	7:05 p.m.	* at Arkansas State	72-75 L	2276	(17)Jones, Chris	(8)Mitchell, Tony
01/12/12	7:00 p.m.	* WESTERN KENTUCKY	W 84-67	3941	(21)Mitchell, Tony	(13)Mitchell, Tony
01/14/12	1:00 PM CST	* at ULM	W 68-55	1166	(18)Walton, Brandan	(15)Franklin, Roger
01/21/12	7:00 p.m.	* DENVER	Wot 75-74	4859	(30)Mitchell, Tony	(17)Mitchell, Tony
01/25/12	7:15 p.m.	* at Louisiana-Lafayette	62-64 L	3673	(15)Franklin, Roger	(11)Franklin, Roger
01/28/12	12:00 p.m.	* ARKANSAS STATE	W 76-64	3643	(21)Mitchell, Tony	(15)Mitchell, Tony
02/02/12	7:00 p.m.	* MIDDLE TENNESSEE	66-68 L	5510	(29)Williams, Alzee	(11)Mitchell, Tony
02/09/12	7:00 p.m.	* at FIU	W 68-61	798	(17)Mitchell, Tony	(12)Mitchell, Tony
02/11/12	7:00 p.m.	* at Florida Atlantic	81-86 Lo2	1876	(22)Mitchell, Tony	(21)Mitchell, Tony
02/16/12	7:00 p.m.	* ULM	W 86-51	3810	(18)Mitchell, Tony	(15)Mitchell, Tony
02/18/12	7:00 p.m.	* LOUISIANA-LAFAYETTE	53-57 L	6921	(12)Williams, Alzee	(8)Holmen, Jacob
02/23/12	7:00 p.m.	* at UALR	Wot 75-67	3941	(25)Williams, Alzee	(16)Mitchell, Tony
02/26/12	1:00 p.m.	* at Denver	52-64 L	4453	(13)Walton, Brandan	(12)Mitchell, Tony
03/04/12	6:15 p.m.	& vs Louisiana-Lafayette	W 65-62	4365	(16)Walton, Brandan	(11)Mitchell, Tony
03/05/12	6:00 p.m.	& vs Arkansas State	W 76-72	3708	(21)Holmen, Jacob	(5)Mitchell, Tony
03/06/12	6:00 p.m.	& vs Western Kentucky	70-74 L	4216	(18)Mitchell, Tony	(6)Hogans, Kedrick (6)Williams, Alzee

Loyola Marymount Centennial Classic, Los Angeles, Calif.

* Sun Belt Conference Game

& Sun Belt Conference Tournament

ATTENDANCE SUMMARY	GAMES	TOTALS	AVG/GAME
HOME.....	14.....	56,077.....	4,006
AWAY.....	13.....	48,596.....	3,738
NEUTRAL.....	5.....	14,844.....	2,969
TOTAL.....	32.....	11,9517.....	3,735



IN REVIEW

↳ 2011-12 superlatives

↳ INDIVIDUAL HIGHS

POINTS

- 34 Mitchell, Tony at South Alabama (01/05/12)
- 31 Jones, Chris at Texas Tech (11/16/11)
- 30 Mitchell, Tony vs Denver (01/21/12)
- 29 Williams, Alzee vs Middle Tennessee (02/02/12)
- 25 Williams, Alzee at UALR (02/23/12)

FIELD GOALS MADE

- 11 Mitchell, Tony vs Denver (01/21/12)
- 11 Mitchell, Tony at South Alabama (01/05/12)

FIELD GOAL ATT.

- 21 Jones, Chris at Texas Tech (11/16/11)
- 19 Williams, Alzee vs Middle Tennessee (02/02/12)
- 19 Mitchell, Tony vs Denver (01/21/12)

FG PCT (MIN 5 MADE)

- .889 (8-9) - Mitchell, Tony vs Western Kentucky (01/12/12)
- .786 (11-14) - Mitchell, Tony at South Alabama (01/05/12)

3-POINT FG MADE

- 5 Holmen, Jacob vs Arkansas State (03/05/12)
- 5 Walton, Brandan at ULM (01/14/12)
- 5 Jones, Chris vs Jackson State (12/18/11)

3-POINT FG ATT.

- 10 Walton, Brandan at UALR (02/23/12)
- 9 Walton, Brandan vs Troy (12/31/11)

3-PT FG PCT (MIN 3 MADE)

- 1.000 (5-5) Holmen, Jacob vs Arkansas State (03/05/12)
- 1.000 (3-3) Mitchell, Tony at South Alabama (01/05/12)
- 1.000 (2-2) Williams, Jordan vs Western Kentucky (01/12/12)
- 1.000 (2-2) Walton, Brandan vs UALR (12/29/11)

FREE THROWS MADE

- 12 Mitchell, Tony at Florida Atlantic (02/11/12)
- 12 Jones, Chris at Texas Tech (11/16/11)

FREE THROW ATT.

- 15 Mitchell, Tony at Florida Atlantic (02/11/12)
- 13 Franklin, Roger vs Denver (01/21/12)
- 13 Jones, Chris at Texas Tech (11/16/11)

FT PCT (MIN 5 MADE)

- 1.000 (8-8) Mitchell, Tony vs Arkansas State (03/05/12)
- 1.000 (7-7) Williams, Alzee at Texas (11/29/11)
- 1.000 (6-6) Walton, Brandan vs Arkansas State (01/28/12)
- 1.000 (5-5) Jones, Chris vs Columbia (12/03/11)

REBOUNDS

- 21 Mitchell, Tony at Florida Atlantic (02/11/12)
- 17 Mitchell, Tony vs Denver (01/21/12)

ASSISTS

- 10 Jones, Chris vs Troy (12/31/11)
- 9 Jones, Chris vs UALR (12/29/11)

STEALS

- 4 Jones, Chris at Arkansas State (01/07/12)
- 4 Jones, Chris at South Alabama (01/05/12)
- 4 Jones, Chris vs Troy (12/31/11)
- 4 Jones, Chris vs Grambling State (12/20/11)
- 4 Williams, Jordan at Mississippi State (11/27/11)
- 4 Jones, Chris vs St. Gregory's (11/11/11)

BLOCKED SHOTS

- 6 Mitchell, Tony vs Louisiana-Lafayette (03/04/12)
- 6 Mitchell, Tony vs ULM (02/16/12)
- 6 Mitchell, Tony at Florida Atlantic (02/11/12)
- 6 Mitchell, Tony vs Arkansas State (01/28/12)

TURNOVERS

- 9 Mitchell, Tony at Florida Atlantic (02/11/12)
- 8 Jones, Chris at UT Arlington (11/22/11)

FOULS

- 5 Walton, Brandan vs Louisiana-Lafayette (02/18/12)
- 5 Edwards, Alonzo vs Louisiana-Lafayette (02/18/12)
- 5 Holmen, Jacob at Florida Atlantic (02/11/12)
- 5 Mitchell, Tony vs UALR (12/29/11)
- 5 Mitchell, Tony vs Grambling State (12/20/11)
- 5 Hogans, Kedrick at Loyola Marymount (12/04/11)

↳ TEAM HIGHS

POINTS

- 92 vs La Sierra (12/02/11)
- 87 TROY (12/31/11)
- 86 ULM (02/16/12)
- 84 WESTERN KENTUCKY (01/12/12)
- 82 GRAMBLING STATE (12/20/11)

FIELD GOALS MADE

- 35 TROY (12/31/11)
- 34 vs La Sierra (12/02/11)

FIELD GOAL ATTEMPTS

- 71 ST. GREGORY'S (11/11/11)
- 69 ULM (02/16/12)

FIELD GOAL PERCENTAGE

- .587 (27-46) vs Arkansas State (03/05/12)
- .564 (31-55) WESTERN KENTUCKY (01/12/12)

3 PT FIELD GOALS MADE

- 9 at Arkansas State (01/07/12)
- 9 TROY (12/31/11)
- 9 at UT Arlington (11/22/11)

3 PT FG ATTEMPTS

- 25 at Texas (11/29/11)
- 22 ST. GREGORY'S (11/11/11)

3 PT FG PERCENTAGE

- .615 (8-13) vs Arkansas State (03/05/12)
- .571 (4-7) vs Louisiana-Lafayette (03/04/12)

FREE THROWS MADE

- 24 at Florida Atlantic (02/11/12)
- 20 LSU (12/22/11)
- 20 GRAMBLING STATE (12/20/11)

FREE THROW ATTEMPTS

- 35 at Florida Atlantic (02/11/12)
- 28 GRAMBLING STATE (12/20/11)

FREE THROW PERCENTAGE

- .947 (18-19) vs La Sierra (12/02/11)
- .882 (15-17) ARKANSAS STATE (01/28/12)

REBOUNDS

- 52 vs La Sierra (12/02/11)
- 52 ST. GREGORY'S (11/11/11)

ASSISTS

- 22 WESTERN KENTUCKY (01/12/12)
- 21 TROY (12/31/11)

STEALS

- 15 at South Alabama (01/05/12)
- 12 at Texas Tech (11/16/11)
- 12 ST. GREGORY'S (11/11/11)

BLOCKED SHOTS

- 9 vs Louisiana-Lafayette (03/04/12)
- 8 ARKANSAS STATE (01/28/12)

TURNOVERS

- 27 at Florida Atlantic (02/11/12)
- 24 at UT Arlington (11/22/11)

FOULS

- 25 at UALR (02/23/12)
- 23 at Arkansas State (01/07/12)
- 23 at Texas (11/29/11)

IN REVIEW

↳ box scores



1 NORTH TEXAS 81 vs ST. GREGORY'S 52

The Super Pit • Denton, Texas • 11/11/11

Mean Green (1-0)	FG-A	3G-A	FT-A	O	D	T	PF	Pts	A	TO	B	S	Min.
01 Holmen, Jacob	f...2...7	0...2	4...5	0...8	8...2	8...1	2...0	1...27	1...2	0...1	27
24 Hogans, Kedrick	f...5...8	0...0	1...2	4...1	5...1	11...0	2...0	2...18	0...2	0...2	18
34 Edwards, Alonzo	f...2...5	0...0	1...4	3...1	4...1	5...1	1...0	0...13	0...0	0...0	13
05 Jones, Chris	g...2...9	0...4	0...0	1...11	12...2	4...8	4...1	4...23	1...4	23
23 Williams, Jordan	g...6...12	3...6	1...4	2...3	5...0	16...1	1...1	1...22	1...1	22
02 Walton, Brandon	g...3...6	3...6	0...0	1...1	2...1	9...0	1...0	0...19	0...0	1...0	19
03 Williams, Alzee	g...3...3	0...0	3...3	0...0	0...1	9...1	1...0	0...10	0...0	1...0	10
11 Robinson, Forrest	g...2...5	0...0	0...0	1...4	5...4	4...0	3...0	0...15	0...3	0...0	15
14 Norris, Trey	g...1...3	1...2	0...0	0...3	3...1	3...4	3...0	0...17	0...3	0...0	17
25 Stojiljkovic, Niko	g...1...2	0...0	2...2	1...1	2...2	4...0	0...1	0...13	0...1	0...2	13
32 Franklin, Roger	g...2...5	0...0	0...0	1...0	1...1	4...1	0...0	0...15	0...0	1...1	15
33 Hall, Tyler	g...2...6	0...2	0...0	0...0	0...0	4...0	0...0	0...8	0...0	0...0	8
TEAM													
Totals	31...71	7...22	12...20	17...35	52...16	81...17	17...2	12...200					

Cavaliers (1-1)	FG-A	3G-A	FT-A	O	D	T	PF	Pts	A	TO	B	S	Min.
34 Milasinovic, Petar	f...2...8	1...3	1...2	0...0	0...0	3...6	0...3	0...15	0...3	0...0	15
10 Waller, Ron	g...3...7	0...0	1...2	0...4	4...3	7...0	0...3	0...24	0...3	0...2	24
20 Ross, Pud	g...1...4	0...2	2...2	0...3	3...2	4...0	2...0	0...12	0...2	0...1	12
35 Jackson, Brandon	g...0...3	0...0	0...0	0...1	1...2	2...0	2...2	0...21	2...2	0...1	21
45 Richey, Fayzon	g...1...11	1...4	0...1	1...3	4...0	3...1	3...1	...	3...1	29
05 Valerius, Jay	g...2...4	1...2	0...0	2...2	4...3	5...0	0...2	0...19	0...2	0...0	19
11 Haynes, Dante	g...2...4	0...1	3...3	2...4	6...2	7...0	0...2	0...14	0...2	0...0	14
12 Budke, Alex	g...0...1	0...1	0...0	0...0	0...0	0...0	0...0	0...3	0...0	0...0	3
22 Hubbard, Terry	g...1...2	0...0	0...0	1...1	2...0	2...3	1...0	0...18	0...1	0...1	18
23 Patterson, Kyler	g...4...10	3...8	0...0	1...2	3...1	11...0	2...0	0...17	0...2	0...0	17
25 Coon, Turner	g...0...0	0...0	0...0	0...0	0...0	0...0	0...0	0...3	0...0	0...0	3
50 Vorwald, Brock	g...3...6	0...1	1...4	1...6	7...1	7...0	0...0	0...25	0...0	0...0	25
TEAM													
Totals	19...60	6...23	8...14	10...26	36...17	52...6	20...1	6...200					

	1st	2nd	Tot	FG%	3FG%	FT%	Paint	Off/To	2nd	FB	Bench
North Texas	35	46	81	43.7	31.8	60.0	40	26	15	14	37
St. Gregory's	17	35	52	31.7	26.1	57.1	18	13	8	4	32

Officials: Sam Croft, Sidney Cohen, Brad Etter
Attendance: 3,175

2 NORTH TEXAS 64 at TEXAS TECH 69

United Spirit Arena • Lubbock, Texas • 11/16/11

Mean Green (1-1)	FG-A	3G-A	FT-A	O	D	T	PF	Pts	A	TO	B	S	Min.
01 Holmen, Jacob	*...3...9	0...3	0...0	1...1	2...1	2...1	6...0	1...32	1...0	0...0	32
05 Jones, Chris	*...9...21	1...5	12...13	1...3	4...2	31...3	4...0	2...34	3...4	0...2	34
23 Williams, Jordan	*...3...9	0...4	0...0	1...0	3...3	4...6	0...0	0...28	0...0	0...0	28
24 Hogans, Kedrick	*...2...5	0...0	0...0	5...0	5...2	4...0	1...1	2...27	0...1	1...2	27
34 Edwards, Alonzo	*...1...2	0...0	0...0	1...2	3...4	2...1	0...0	0...24	0...1	0...0	24
02 Walton, Brandon	g...0...3	0...1	0...0	0...0	0...0	1...0	0...0	0...9	0...0	1...0	9
03 Williams, Alzee	g...2...4	0...0	2...2	0...2	2...0	2...6	0...0	0...14	0...0	0...0	14
11 Robinson, Forrest	g...0...1	0...0	0...0	0...0	0...0	0...0	0...0	0...2	0...0	0...0	2
14 Norris, Trey	g...1...2	0...1	0...0	1...0	0...0	1...2	0...2	0...6	0...2	0...0	6
25 Stojiljkovic, Niko	g...0...0	0...0	3...4	2...0	2...1	3...1	0...0	0...8	0...0	0...0	8
32 Franklin, Roger	g...2...7	0...2	0...0	0...2	4...6	1...4	1...1	0...16	0...3	0...3	16
TEAM													
Totals	23...63	1...16	17...21	15...15	30...18	64...6	11...1	12...200					

Red Raiders (2-0)	FG-A	3G-A	FT-A	O	D	T	PF	Pts	A	TO	B	S	Min.
04 Nurse, Ty	*...3...9	0...5	9...10	0...0	0...4	15...0	2...0	0...32	0...2	0...0	32
05 Willis, Javarez	*...0...3	0...1	3...4	1...1	2...1	3...1	2...0	0...16	1...2	0...0	16
15 Lewandowski, Robert	*...5...9	0...0	7...7	0...4	4...3	17...1	2...1	0...36	1...2	1...0	36
20 Gotcher, Toddrick	*...5...8	2...2	0...0	3...5	8...2	12...2	1...1	1...40	1...1	1...1	40
32 Tolbert, Jordan	*...2...5	0...0	3...3	3...3	6...3	7...0	2...0	0...11	0...2	0...2	11
02 Petteway, Terran	g...1...3	0...2	0...0	0...2	2...1	2...1	1...0	0...11	1...0	0...1	11
03 Minnis, Deshon	g...1...4	0...0	0...0	2...2	4...0	2...2	2...5	1...12	0...2	0...0	12
10 Wagner, Kevin	g...1...2	0...0	0...0	0...0	0...1	2...2	1...1	0...9	0...1	0...0	9
30 Crockett, Jaye	g...4...6	0...1	1...1	0...9	9...2	9...3	4...1	0...33	0...0	0...0	33
44 Nash, Jarom	g...0...0	0...0	0...0	0...0	0...0	0...0	0...0	0...0	0...0	0...0	0
TEAM													
Totals	22...49	2...11	23...25	10...27	37...17	69...12	20...5	4...200					

	1st	2nd	Tot	FG%	3FG%	FT%	Paint	Off/To	2nd	FB	Bench
North Texas	34	30	64	36.5	6.3	81.0	40	23	18	6	15
Texas Tech	37	32	69	44.9	18.2	92.0	24	8	9	4	15

Officials: Doug Sirmons, John Hampton, Andrew Walton
Attendance: 8,614

3 NORTH TEXAS 64 at UT ARLINGTON 97

Texas Hall • Arlington, Texas • 11/22/11

Mean Green (1-2)	FG-A	3G-A	FT-A	O	D	T	PF	Pts	A	TO	B	S	Min.
01 Holmen, Jacob	f...1...4	1...2	0...0	1...1	2...1	3...2	2...0	1...15	2...2	0...1	15
34 Edwards, Alonzo	f...0...0	0...0	1...2	1...1	2...1	1...0	0...0	0...12	0...0	0...0	12
03 Williams, Alzee	g...2...4	0...0	0...0	0...0	0...1	4...3	1...0	0...17	0...3	1...0	17
05 Jones, Chris	g...6...13	2...6	6...9	0...3	3...4	20...2	8...1	2...30	1...2	0...3	30
23 Williams, Jordan	g...5...9	4...6	3...4	2...1	3...4	17...0	4...0	0...21	0...4	0...0	21
02 Walton, Brandon	g...1...3	1...2	1...4	1...1	2...1	4...1	0...0	0...3	0...4	0...0	3
11 Robinson, Forrest	g...0...2	0...0	0...0	0...0	0...0	0...0	0...0	0...9	0...0	0...0	9
14 Norris, Trey	g...1...4	1...2	0...0	0...0	0...3	3...1	3...0	0...21	1...3	0...1	21
24 Hogans, Kedrick	g...2...5	0...0	0...1	2...2	4...2	4...0	1...2	1...23	1...2	1...1	23
25 Stojiljkovic, Niko	g...3...6	0...1	2...2	2...2	4...1	8...0	2...2	0...11	0...2	0...0	11
32 Franklin, Roger	g...0...2	0...0	1...1	1...1	2...1	0...0	3...0	0...15	0...3	0...0	15
33 Hall, Tyler	g...0...1	0...0	0...0	0...1	1...1	0...0	0...0	0...5	0...0	0...0	5
TEAM													
Totals	21...53	9...19	13...23	14...16	30...20	64...9	24...3	8...200					

Mavericks (3-0)	FG-A	3G-A	FT-A	O	D	T	PF	Pts	A	TO	B	S	Min.
01 Ingram, Bo	f...3...9	0...4	2...2	0...0	0...0	3...8	0...0	0...16	0...0	0...1	16
24 Butler, Kevin	f...5...7	2...2	0...0	2...2	2...2	12...0	3...0	1...16	0...3	0...1	16
55 Reves, Jordan	c...4...4	0...0	5...8	4...2	6...3	13...0	2...2	2...24	2...2	2...2	24
12 White-Miller, Shaq	g...4...5	0...0	0...2	0...1	1...2	8...4	1...0	0...21	1...1	0...0	21
31 Reed, LaMarcus	g...4...9	0...2	4...5	1...6	7...1	12...4	0...0	1...26	0...0	0...1	26
04 Redmon, Jorge	g...3...5	2...3	0...0	1...2	3...4	8...1	3...0	1...19	1...3	0...1	19
05 Lagerson, Stuart	g...2...2	0...0	0...0	0...1	1...4	4...2	1...1	0...13	1...0	1...0	13
10 Gay, Bradley	g...4...8	1...2	1...2	0...0	0...1	10...1	0...0	0...15	1...0	0...0	15
25 Catlett, Cameron	g...3...5	0...0	4...5	2...2	4...1	10...5	5...0	2...16	5...0	2...2	16
33 Gruszecski, Karol	g...2...6	1...3	0...0	1...0	1...0	5...0	1...0	1...11	0...1	0...1	11
35 Edwards, Brandon	g...3...4	1...2	0...0	5...8	13...2	7...3	1...2	1...23	1...2	1...1	23
TEAM													
Totals	37...64	7...18	16...24	17...24	41...23	97...20	18...5	13...200					

	1st	2nd	Tot	FG%	3FG%	FT%	Paint	Off/To	2nd	FB	Bench
North Texas	18	46	64	39.6	47.4	56.5	14	21	4	4	19
UT Arlington	55	42	97	57.8	38.9	66.7	54	25	13	14	44

Officials: Keith Kimble, Jon Stigliano, Henry Howard
Attendance: 1,388

4 NORTH TEXAS 59 at No 24 MISSISSIPPI ST 82

Humphrey Coliseum • Starkville, Miss. • 11/27/11

Mean Green (1-3)	FG-A	3G-A	FT-A	O	D	T	PF	Pts	A	TO	B	S	Min.
24 Hogans, Kedrick	f...2...6	0...0	2...2	2...3	5...4	6...0	2...2	0...30	0...2	2...0	30
25 Stojiljkovic, Niko	f...1...5	0...0	3...4	4...4	8...3	5...0	3...0	0...24	0...3	0...0	24
03 Williams, Alzee	g...2...5	1...1	2...2	0...0	0...0	7...0	0...0	0...11	0...0	0...1	11
05 Jones, Chris	g...5...11	1...6	1...2	0...1	1...1	12...0	4...0	1...27	0...4	0...1	27
23 Williams, Jordan	g...3...12	0...4	4...4	2...3	5...2	10...3	4...0	4...28	3...4	0...4	28
02 Walton, Brandon	g...2...4	2...4	0...0	0...1	1...3	6...2	1...0	2...21	1...0	2...2	21
14 Norris, Trey	g...2...4	1...3	0...0	1...3	4...1	5...1	2...0	0...20	1...2	0...0	20



IN REVIEW

↳ box scores

5 NORTH TEXAS 57 at TEXAS 73 Frank Erwin Center • Austin, Texas • 11/29/11

Mean Green (1-4)	FG-A	3G-A	FT-A	O	D	T	PF	Pts	A	TO	B	S	Min.
24 Hogans, Kedrick	f...1...3	0...0	1...4	2...4	6...4	3...0	0...0	0...0	0...0	33			
25 Stojiljkovic, Niko	f...0...2	0...1	1...4	1...1	2...3	1...0	1...0	1...1	1...9				
03 Williams, Alzee	g...5...9	0...2	7...7	4...1	5...0	17...1	1...0	1...0	1...32				
05 Jones, Chris	g...3...14	2...5	0...0	1...3	4...2	8...1	2...0	1...30					
23 Williams, Jordan	g...3...9	2...5	0...0	5...3	8...3	8...1	6...1	1...30					
02 Walton, Brandon	g...2...8	1...6	0...0	1...1	2...2	5...3	1...0	1...15					
14 Norris, Trey	g...1...2	0...1	0...0	0...2	2...3	2...0	3...0	1...12					
30 Robinson, Forrest	g...0...2	0...2	0...0	0...1	1...1	1...0	0...0	0...4					
32 Franklin, Roger	g...4...11	1...3	4...4	4...8	12...3	13...1	2...0	0...27					
34 Edwards, Alonzo	g...0...2	0...0	0...0	0...0	0...2	0...1	0...0	0...8					
TEAM				4...4									
Totals	19.62	6.25	13.19	22.24	46.23	57.8	16.1	6.200					

Longhorns (4-2)	FG-A	3G-A	FT-A	O	D	T	PF	Pts	A	TO	B	S	Min.
10 Holmes, Jonathan	f...4...7	1...3	3...5	2...4	6...4	12...0	1...1	1...27					
20 Wangmene, Alexis	f...1...4	0...0	2...2	1...4	5...3	4...0	0...0	0...25					
00 Lewis, Julien	g...4...10	2...5	1...2	1...2	3...3	11...2	0...0	2...26					
12 Kabongo, Myck	g...3...4	2...2	8...10	1...3	4...2	16...7	3...0	1...30					
14 Brown, J' Covan	g...3...10	0...3	0...0	1...1	2...2	6...3	1...0	2...36					
01 McClellan, Sheldon	g...3...5	0...1	2...3	0...1	1...2	8...0	1...0	0...17					
02 Bond, Jaylen	g...1...2	0...0	0...2	1...3	4...0	2...0	0...1	1...6					
13 Gibbs, Sterling	g...2...5	1...3	0...0	0...0	0...0	5...1	2...0	0...11					
53 Chapman, Clint	g...3...5	0...1	3...3	2...2	4...1	9...0	0...1	0...22					
TEAM				1...1									
Totals	24.52	6.18	19.27	9.21	30.17	73.13	8.3	7.200					

	1st	2nd	Tot	FG%	3FG%	FT%	Paint	Off/To	2nd	FB	Bench
North Texas	28	29	57	30.6	24.0	68.4	20	7	15	4	20
Texas	38	35	73	46.2	33.3	70.4	24	18	19	6	24

Officials: Paul Janssen, John Hampton, Keith Kimble
Attendance: 5,415

6 NORTH TEXAS 92 vs LA SIERRA 45 Gersten Pavilion • Los Angeles • 12/2/11

Mean Green (2-4)	FG-A	3G-A	FT-A	O	D	T	PF	Pts	A	TO	B	S	Min.
24 Hogans, Kedrick	f...3...4	0...0	0...0	2...4	6...0	6...1	1...0	0...15					
25 Stojiljkovic, Niko	f...1...3	0...0	2...2	1...6	7...2	4...1	1...0	0...19					
03 Williams, Alzee	g...4...8	1...3	4...4	2...1	3...1	13...1	0...0	0...21					
05 Jones, Chris	g...2...6	0...1	3...3	1...3	4...2	7...4	1...0	2...14					
23 Williams, Jordan	g...3...5	1...3	4...4	1...1	2...1	11...5	3...1	3...18					
02 Walton, Brandon	g...5...8	2...4	2...2	2...0	2...2	14...0	0...0	0...19					
11 Robinson, Forrest	g...4...9	0...2	0...1	1...4	5...3	8...2	1...0	0...16					
14 Norris, Trey	g...3...5	1...1	1...1	0...5	5...1	8...5	2...1	0...26					
32 Franklin, Roger	g...5...8	0...0	0...0	1...1	2...2	10...1	0...0	1...14					
33 Hall, Tyler	g...2...6	1...4	2...2	0...5	5...3	7...0	2...0	0...22					
34 Edwards, Alonzo	g...2...2	0...0	0...0	0...2	7...9	1...4	0...2	0...16					
TEAM				2...2									
Totals	34.64	6.18	18.18	19.13	39.52	18.92	20.13	3.6.200					

Golden Eagles (0-6)	FG-A	3G-A	FT-A	O	D	T	PF	Pts	A	TO	B	S	Min.
02 STEELE, Jason	g...0...0	0...0	0...0	0...0	0...0	0...0	0...0	0...0	0...2				
05 SHAW, Bennett	g...2...6	2...3	0...0	1...0	2...2	2...6	0...2	0...29					
11 ROBBINS, Miles	g...1...5	0...4	0...1	0...0	0...3	2...1	2...0	0...14					
13 SNYDER, Aaron	g...3...12	3...7	2...2	1...3	4...2	11...1	3...0	4...25					
15 WOODS, Daveon	g...1...6	0...0	6...10	0...2	2...2	8...3	2...0	1...30					
21 ZONKER, Jashua	g...1...2	0...0	0...0	2...1	1...2	1...2	1...1	0...9					
23 PENN, Kenneth	g...6...9	0...0	0...2	1...6	7...2	12...2	2...0	0...35					
24 KIEFER, Garrette	g...1...6	0...2	0...0	1...0	1...0	2...1	0...0	1...26					
30 MADDEN, Connor	g...1...1	0...0	0...0	0...0	0...0	3...2	0...0	0...12					
31 GOLDSMITH, C.J.	g...0...1	0...1	0...0	0...0	0...0	0...0	0...0	0...1					
34 ANDERSON, Mikeal	g...0...1	0...1	0...0	1...1	2...0	0...0	1...0	1...3					
42 WILLIAMS, DePaul	g...0...4	0...2	0...0	0...0	0...0	0...0	1...0	1...14					
TEAM				3...3									
Totals	16.53	5.20	8.18	5.18	23.15	45.10	15.2	6.200					

	1st	2nd	Tot	FG%	3FG%	FT%	Paint	Off/To	2nd	FB	Bench
North Texas	45	47	92	53.1	33.3	94.7	44	20	15	14	51
La Sierra	19	26	45	30.2	25.0	44.4	14	5	0	0	45

Officials: Klaus Endrissat, Tom Nally, Phil White
Attendance: 360

7 NORTH TEXAS 57 vs COLUMBIA 72 Gersten Pavilion • Los Angeles • 12/3/11

Mean Green (2-5)	FG-A	3G-A	FT-A	O	D	T	PF	Pts	A	TO	B	S	Min.
24 Hogans, Kedrick	f...4...13	0...0	4...7	8...1	9...3	12...0	0...2	0...28					
25 Stojiljkovic, Niko	f...0...1	0...1	0...0	0...0	0...2	0...0	0...0	0...5					
03 Williams, Alzee	g...0...5	0...1	0...0	1...1	2...1	0...1	0...1	2...32					
05 Jones, Chris	g...4...7	0...0	5...5	0...4	4...3	13...4	3...0	2...34					
23 Williams, Jordan	g...4...10	0...4	0...0	3...1	4...2	8...1	2...0	2...26					
02 Walton, Brandon	g...2...8	0...3	0...0	2...0	2...2	4...1	1...0	0...19					
11 Robinson, Forrest	g...0...0	0...0	0...0	0...0	0...1	0...0	0...0	0...1					
14 Norris, Trey	g...0...0	0...0	0...0	0...0	0...1	0...0	1...0	0...0	5				
32 Franklin, Roger	g...6...15	0...0	0...1	2...5	7...3	12...2	2...0	2...37					
33 Hall, Tyler	g...0...3	0...2	0...0	0...0	0...2	0...0	0...0	1...3					
34 Edwards, Alonzo	g...3...3	0...0	2...2	0...1	1...2	8...0	2...0	1...10					
TEAM				2...2									
Totals	23.65	0.11	11.15	16.13	29.22	57.10	10.3	10.200					

Lions (4-4)	FG-A	3G-A	FT-A	O	D	T	PF	Pts	A	TO	B	S	Min.
13 Rosenberg, Alex	f...3...5	1...1	3...4	1...4	5...1	10...3	2...0	0...25					
15 Daniels, John	f...1...2	0...0	2...2	1...7	8...2	4...1	6...0	2...21					
55 Cisco, Mark	c...2...2	0...0	5...6	0...6	6...3	9...2	4...0	1...25					
10 Barbour, Brian	g...3...10	2...4	9...10	1...1	2...1	17...5	5...0	0...35					
22 Lyles, Meiko	g...5...7	5...5	3...4	0...4	4...2	18...0	1...0	0...35					
04 Kowalski, Dean	g...0...0	0...0	0...0	0...0	0...0	0...0	0...0	0...5					
20 Crockett, Chris	g...4...7	4...7	0...0	0...2	2...1	12...0	2...0	0...19					
21 Springwater, Noah	g...0...0	0...0	0...0	0...0	0...2	0...0	1...0	1...10					
23 Osetkowski, Cory	g...0...0	0...0	0...0	0...3	3...0	0...0	0...1	0...10					
30 Staab, Blaise	g...1...1	0...0	0...0	1...1	2...2	2...0	0...0	0...15					
TEAM				1...1									
Totals	19.34	12.17	22.26	4.29	33.14	72.11	22.0	4.200					

	1st	2nd	Tot	FG%	3FG%	FT%	Paint	Off/To	2nd	FB	Bench
North Texas	27	30	57	35.4	0.0	73.3	34	16	11	6	24
Columbia	38	34	72	55.9	70.6	84.6	14	12	7	0	14

Officials: Scott Harris, Toby Doolittle, Nate Harris
Attendance: 2,195

8 NORTH TEXAS 76 at LOYOLA MARYMOUNT 63 Gersten Pavilion • Los Angeles • 12/4/11

Mean Green (3-5)	FG-A	3G-A	FT-A	O	D	T	PF	Pts	A	TO	B	S	Min.
24 Hogans, Kedrick	f...1...3	0...0	1...2	1...0	1...5	3...1	0...0	1...24					
03 Williams, Alzee	g...3...10	1...4	3...4	2...1	1...3	10...2	1...0	0...30					
05 Jones, Chris	g...7...17	1...3	7...8	0...6	6...2	22...6	1...0	3...36					
23 Williams, Jordan	g...7...13	1...6	2...2	2...5	7...2	17...1	0...0	0...25					
32 Franklin, Roger	g...2...5	0...0	0...0	0...4	4...1	4...0	0...0	0...30					
01 Holmen, Jacob	g...3...6	0...0	0...0	0...0	0...2	6...0	0...0	0...11					
02 Walton, Brandon	g...1...8	0...6	2...2	1...0	1...3	4...0	0...0	0...19					
11 Norris, Trey	g...0...0	0...0	0...0	0...1	1...0	0...0	1...0	0...7					
25 Stojiljkovic, Niko	g...0...1	0...0	2...2	3...0	3...0	2...0	0...0	1...4					
34 Edwards, Alonzo	g...4...5	0...0	0...0	2...3	5...2	8...0	1...0	0...14					
TEAM				4...2	6...								
Totals	28.68	3.19	17.20	15.22	37.18	76.10	4.4	0.5.200					

Lions (5-4)	FG-A	3G-A	FT-A	O	D	T	PF	Pts	A	TO	B	S	Min.
12 ARMSTEAD, LaRon	f...4...11	1...4	7...8	0...7	7...2	16...1	0...0	1...32					
20 LAWSON, Quincy	f...3...4	0...0	0...0	0...1	1...1	6...0	0...0	1...21					
32 DIEDERICH, Tim	f...3...3	0...0	2...6	0...0	0...1	8...0	0...0	0...12					
03 IRELAND, Anthony	g...2...8	1...4	1...3	1...4	5...1	6...6	6...0	0...32					
24 EGBEYEMI, Ayodeji	g...3...6	2...4	0...0	2...5	7...3	8...3	2...0	1...29					
01 ENGLISH, Bruce	g...0...1	0...1	1...2	0...1	1...3	1...0	2...1	0...8					
02 BLACKWELL, C.J.	g...1...3	0...1	0...0	0...1	1...2	2...0	0...0	0...10					
15 OSBORNE, Alex	g...0...0	0...0	0...0	1...0	1...0	0...0	1...0</						

IN REVIEW

↳ box scores



9 NORTH TEXAS 53 vs SAM HOUSTON STATE 50 The Super Pit • Denton, Texas • 12/10/11

Mean Green (4-5)		FG-A	3G-A	FTA	O	D	T	PF	Pts	A	TO	B	S	Min.	
01	Holmen, Jacob	f...3	7	1	1	2	2	1	1	2	3	9	0	1	20
24	Hogans, Kedrick	f...1	4	0	0	2	5	4	2	6	1	4	0	2	20
03	Williams, Alzee	g...2	8	0	0	2	2	1	3	4	1	6	1	1	37
05	Jones, Chris	g...6	9	0	2	2	2	1	1	2	3	14	3	5	21
23	Williams, Jordan	g...2	8	0	5	0	0	5	3	8	4	4	1	2	24
02	Walton, Brandon	g...1	9	0	5	1	4	4	2	6	0	3	0	0	31
25	Stojilkovic, Niko	g...3	4	1	2	1	1	1	2	2	8	0	0	1	11
32	Franklin, Roger	g...0	3	0	0	0	0	1	0	1	0	0	1	1	20
33	Hall, Tyler	g...1	2	1	2	0	0	0	0	1	3	1	2	0	7
34	Edwards, Alonzo	g...0	1	0	0	2	2	0	2	2	1	2	0	0	9
TEAM	4 4.....1.....													
Totals	19 .55.....3...17...12...18...18...19...37...16...53...7...15...3...10...200													

Bearsats (3-7)		FG-A	3G-A	FTA	O	D	T	PF	Pts	A	TO	B	S	Min.	
20	James, Marcus	f...4	8	1	1	3	4	4	9	0	1	0	3	33	
35	Holyfield, Michael	c...2	2	0	0	2	5	1	3	4	4	6	0	4	24
01	Gatson, Darius	g...3	5	2	3	2	2	0	4	4	2	10	5	5	38
11	Gatlin, Demarcus	g...3	10	2	6	0	0	2	5	7	3	8	2	3	32
44	Tucker, Konner	g...4	9	2	6	0	0	0	3	3	3	10	0	4	28
02	McKinney, Marquel	g...0	0	0	0	0	0	0	0	0	0	0	2	0	1
05	Harwell, Aaron	g...1	3	0	2	0	0	0	0	0	1	2	1	1	25
14	Werner, Steven	g...1	4	0	0	3	4	1	3	4	2	5	0	1	14
TEAM	2.....2.....													
Totals	18 .41.....7...18...7...12...7...21...28...19...50...8...21...1...7...200													

	1st	2nd	Tot	FG%	3FG%	FT%	Paint	Off/To	2nd	FB	Bench
North Texas	22	31	53	34.5	17.6	66.7	26	25	7	8	16
Sam Houston	22	25	50	43.9	38.9	58.3	18	14	8	2	7

Officials: Tim Gattis, Keith Kimble, Tim Nestor
Attendance: 3,313

10 NORTH TEXAS 69 vs JACKSON STATE 55 The Super Pit • Denton, Texas • 12/18/11

Mean Green (5-5)		FG-A	3G-A	FTA	O	D	T	PF	Pts	A	TO	B	S	Min.	
01	Holmen, Jacob	f...0	2	0	0	0	0	2	1	3	0	0	0	10	
24	Hogans, Kedrick	f...0	0	0	0	0	0	0	0	0	0	0	0	16	
25	Stojilkovic, Niko	f...1	2	0	0	0	0	2	2	4	0	2	0	11	
03	Williams, Alzee	g...5	5	1	1	1	2	1	2	3	1	8	3	2	33
05	Jones, Chris	g...6	9	5	6	0	0	0	2	2	3	17	4	5	29
02	Walton, Brandon	g...1	6	0	2	1	3	2	1	3	0	3	1	0	20
13	Mitchell, Tony	g...6	11	0	1	2	5	4	6	10	1	14	3	3	20
14	Norris, Trey	g...0	0	0	0	0	0	0	0	0	0	0	0	0	11
23	Williams, Jordan	g...2	8	1	5	5	7	2	1	3	3	10	2	0	31
32	Franklin, Roger	g...5	8	0	0	3	6	2	6	8	3	13	0	2	22
33	Hall, Tyler	g...0	1	0	1	0	0	0	0	0	1	0	0	0	1
34	Edwards, Alonzo	g...1	1	0	0	0	0	0	0	0	0	2	1	0	6
TEAM	2.....2.....													
Totals	25 .53.....7...16...12...23...15...23...38...14...69...14...12...4...6...200													

Tigers (2-10)		FG-A	3G-A	FTA	O	D	T	PF	Pts	A	TO	B	S	Min.	
20	COLEMAN, Sydney	f...0	2	0	0	0	0	1	1	2	0	0	0	1	23
25	JONES, Davon	f...5	9	0	0	0	0	3	2	5	4	10	0	0	19
01	BUSH, Jeniro	g...8	13	1	2	3	6	1	4	5	1	20	0	1	33
12	HOWARD, Kelsey	g...5	14	0	3	0	0	3	2	5	3	10	0	4	34
15	LEWIS, Jonathan	g...0	0	0	0	0	0	1	0	1	1	0	2	2	24
02	TAYLOR, Derrell	g...0	0	0	0	0	0	0	1	1	0	0	1	0	6
11	STEWART, Keelee	g...3	8	1	2	0	0	0	1	1	2	7	2	2	22
13	WILLIAMS, Christian	g...2	6	0	2	0	0	0	3	3	2	4	1	3	22
32	READUS, Willie	g...1	1	0	0	1	3	1	2	3	4	3	1	1	11
35	ARMSTRONG, Josh	g...0	0	0	0	0	0	0	0	0	0	0	0	0	2
44	GREGORY, Raymond	g...0	0	0	0	1	2	0	0	0	0	1	0	0	4
TEAM	2.....2.....													
Totals	24 .53.....2...9...5...11...10...18...28...17...55...7...14...3...9...200													

	1st	2nd	Tot	FG%	3FG%	FT%	Paint	Off/To	2nd	FB	Bench
North Texas	36	33	69	47.2	43.8	52.2	28	9	11	13	42
Jackson State	24	31	55	45.3	22.2	45.5	28	14	11	4	15

Officials: Rick Hartzell, Gary Maxwell, Chuck Jones
Attendance: 3,146

11 NORTH TEXAS 82 vs GRAMBLING STATE 40 The Super Pit • Denton, Texas • 12/20/11

Mean Green (6-5)		FG-A	3G-A	FTA	O	D	T	PF	Pts	A	TO	B	S	Min.	
13	Mitchell, Tony	f...4	6	0	0	2	4	1	7	8	5	10	1	2	22
24	Hogans, Kedrick	f...3	4	0	0	2	4	2	2	4	0	8	0	1	13
03	Williams, Alzee	g...1	4	0	1	0	0	1	3	4	0	2	1	1	29
05	Jones, Chris	g...7	11	1	4	5	6	1	3	4	3	20	5	5	25
23	Williams, Jordan	g...5	12	2	6	3	4	3	4	7	1	15	2	0	28
02	Walton, Brandon	g...3	8	3	6	2	2	1	3	4	1	11	1	0	21
14	Norris, Trey	g...0	0	0	0	0	0	0	0	0	1	0	4	0	15
25	Stojilkovic, Niko	g...0	2	0	0	0	2	1	5	6	2	0	0	0	14
32	Franklin, Roger	g...5	9	0	0	4	4	1	2	3	2	14	1	0	20
34	Edwards, Alonzo	g...0	1	0	0	2	2	1	1	2	1	3	2	0	13
TEAM	3.....1.....4.....													
Totals	28 .57.....6...17...20...28...15...31...46...16...82...16...12...4...7...200													

Tigers (0-8)		FG-A	3G-A	FTA	O	D	T	PF	Pts	A	TO	B	S	Min.	
23	WHEELER, Demetri	f...3	4	0	0	0	0	1	2	3	4	6	0	2	27
40	ROBERSON, Peter	c...6	14	0	0	0	0	2	5	7	3	12	0	0	29
02	LIVAS, Rondale	g...4	13	1	3	3	4	0	5	5	3	12	7	6	40
04	ROGERS, Xavier	g...1	11	0	4	1	2	0	1	1	4	3	3	4	40
11	PURVIS, Bryant	g...0	3	0	1	3	4	0	1	1	3	3	0	1	29
20	HIGGINS, Roman	g...1	3	1	2	0	0	2	2	2	1	3	1	2	16
42	DANRIDGE, Steven	g...0	1	0	0	1	4	2	0	2	4	1	0	2	19
TEAM	3.....2.....5.....													
Totals	15 .49.....2...10...8...14...8...18...26...22...40...11...17...4...4...200													

	1st	2nd	Tot	FG%	3FG%	FT%	Paint	Off/To	2nd	FB	Bench
North Texas	32	50	82	49.1	35.3	71.4	34	24	15	10	27
Grambling St.	20	20	40	30.6	20.0	57.1	10	8	2	4	4

Officials: Bruce Bell, Brent Hampton, Byron Evans
Attendance: 2,732

12 NORTH TEXAS 58 vs LSU 67 The Super Pit • Denton, Texas • 12/22/11

Mean Green (6-6)		FG-A	3G-A	FTA	O	D	T	PF	Pts	A	TO	B	S	Min.	
13	Mitchell, Tony	f...4	9	0	2	3	5	3	2	5	4	11	1	1	27
24	Hogans, Kedrick	f...0	1	0	0	2	2	0	6	6	2	2	0	1	19
03	Williams, Alzee	g...3	6	0	0	2	2	0	1	1	2	8	0	0	32
05	Jones, Chris	g...5	10	0	2	5	7	0	5	5	3	15	3	7	37
23	Williams, Jordan	g...1	6	0	4	3	4	0	3	3	2	5	0	5	32
01	Holmen, Jacob	g...1	3	0	1	2	2	0	2	2	0	4	0	0	9
02	Walton, Brandon	g...2	6	2	6	3	4	0	1	1	0	9	0	0	16
14	Norris, Trey	g...0	1	0	0	0	0	0	0	0	0	0	0	0	3
32	Franklin, Roger	g...2	2	0	0	0	0	1	4	5	1	4	2	0	18
34	Edwards, Alonzo	g...0	0	0	0	0	0	0	0	0	2	0	0	0	7
TEAM	1.....1.....													
Totals	18 .44.....2...15...20...26...5...24...29...16...58...6...14...3...4...200													

Tigers (9-3)		FG-A	3G-A	FTA	O	D	T	PF	Pts	A	TO	B	S	Min.	
02	O'BRYAN III, Johnny	f...4	10	0	0	3	4	5	5	10	1	11	0	2	20
13	LUDWIG, Eddie	f...0	1	0	0	1									



IN REVIEW

↳ box scores

13 NORTH TEXAS 78 vs NEW ORLEANS 47

The Super Pit • Denton, Texas • 12/27/11

Mean Green (7-6)	FG-A	3G-A	FT-A	O	D	T	PF	Pts	A	TO	B	S	Min.			
13 Mitchell, Tony	f. 4	5	0	0	7	8	1	5	6	4	15	2	2	3	0	23
24 Hogans, Kedrick	f. 2	4	0	0	0	2	6	8	1	4	1	0	0	1	15	
03 Williams, Alzee	g. 4	5	1	1	2	3	0	3	0	11	1	2	0	1	28	
05 Jones, Chris	g. 6	11	0	2	0	0	0	5	5	1	12	2	4	0	3	25
23 Williams, Jordan	g. 4	8	0	1	0	0	2	1	3	2	8	1	1	0	0	23
01 Holmen, Jacob	0	4	0	2	1	2	1	2	3	0	1	0	0	0	0	10
02 Walton, Brandon	1	6	0	0	0	0	2	2	4	3	2	0	2	0	0	18
14 Norris, Trey	2	3	0	1	2	2	0	2	2	2	6	2	1	0	0	25
25 Stojiljkovic, Niko	3	5	0	0	0	0	0	1	1	1	6	1	2	0	0	14
32 Franklin, Roger	3	6	0	0	1	2	2	2	4	1	7	1	0	1	0	13
34 Edwards, Alonzo	2	2	0	0	2	2	1	1	2	2	1	6	1	0	1	6
TEAM																
Totals	31	59	1	7	15	19	12	30	42	16	78	12	14	5	5	200

Privateers (9-5)	FG-A	3G-A	FT-A	O	D	T	PF	Pts	A	TO	B	S	Min.			
10 WERTZ, Antonio	f. 6	8	1	2	2	3	1	5	6	2	15	0	1	0	1	31
32 COOK, Lovell	f. 6	10	0	0	4	4	5	2	7	0	16	2	2	1	3	29
00 KNIGHT, Brandon	g. 1	2	0	0	0	0	0	3	3	3	2	1	4	0	1	18
02 WILLIAMS, Darrell	g. 0	4	0	3	0	0	0	0	0	0	2	1	0	0	1	20
12 BANCHY, Max	g. 0	2	0	2	0	0	0	0	0	1	0	0	1	0	0	10
03 NELSON, Rarlensee	0	4	0	2	0	0	0	3	3	1	0	3	2	0	2	20
04 VARMALL, Genera	1	7	1	3	3	4	0	2	2	1	6	0	3	0	0	22
05 HOLMES, Antonio	2	6	0	1	0	0	0	0	0	1	4	0	0	0	0	17
14 COSTANZA, Chris	0	0	0	0	0	0	0	0	0	0	0	0	0	0	0	2
15 HARMON, Lenny	2	5	0	1	0	0	0	1	3	4	0	2	0	0	0	14
22 BARNES, Colby	0	1	0	0	0	0	0	0	0	0	0	0	0	0	0	2
23 CANADY, Brandon	0	3	0	1	0	1	1	2	3	0	0	0	0	0	0	11
24 LaFONT, Jarred	0	0	0	0	0	0	0	0	0	0	0	0	0	0	0	2
25 JAMES, Benjamin	0	0	0	0	0	0	0	0	0	0	0	0	0	0	0	2
TEAM																
Totals	18	52	2	15	9	12	7	20	27	12	47	8	17	1	10	200

	1st	2nd	Tot	FG%	3FG%	FT%	Paint	Off/To	2nd	FB	Bench
North Texas	38	40	78	52.5	14.3	78.9	44	23	13	8	28
New Orleans	23	24	47	34.6	13.3	75.0	12	17	8	2	14

Officials: Ray Natili, Gary Maxwell, Reinaldo Acosta
Attendance: 2,617

14 NORTH TEXAS 66 vs UALR 69

The Super Pit • Denton, Texas • 12/29/11

Mean Green (7-7, 0-1 SBC)	FG-A	3G-A	FT-A	O	D	T	PF	Pts	A	TO	B	S	Min.				
13 Mitchell, Tony	f. 2	3	1	1	1	1	3	1	2	3	5	6	1	2	1	0	13
24 Hogans, Kedrick	f. 3	4	0	0	0	0	1	1	2	3	1	6	0	0	0	1	16
03 Williams, Alzee	g. 7	10	0	0	0	0	0	1	0	1	2	14	1	0	0	0	36
05 Jones, Chris	g. 3	11	0	2	2	7	1	7	8	1	8	9	2	0	3	35	
23 Williams, Jordan	g. 2	7	1	4	5	6	3	4	7	1	10	1	0	1	1	33	
01 Holmen, Jacob	3	5	0	1	0	0	0	2	2	1	6	0	0	0	0	16	
02 Walton, Brandon	2	2	2	2	0	0	0	1	1	2	6	0	2	0	0	5	
14 Norris, Trey	0	2	0	1	0	0	0	0	1	1	2	0	0	0	1	11	
25 Stojiljkovic, Niko	0	3	0	0	0	0	0	0	0	0	0	0	0	0	0	8	
32 Franklin, Roger	4	8	0	0	0	0	0	3	3	4	8	1	1	0	0	19	
34 Edwards, Alonzo	1	2	0	0	0	0	0	1	1	2	3	2	1	1	1	0	8
TEAM																	
Totals	27	57	4	11	8	17	9	23	32	22	66	15	9	3	6	200	

Trojans (4-10, 1-0 SBC)	FG-A	3G-A	FT-A	O	D	T	PF	Pts	A	TO	B	S	Min.				
12 Jackson, Courtney	f. 1	2	0	0	1	2	3	3	6	4	3	0	4	0	1	17	
23 Lockhart, Taggart	f. 1	3	0	1	2	3	1	1	2	3	4	1	1	0	0	24	
53 Neighbour, Will	f. 5	13	2	5	7	8	3	8	11	1	19	1	3	1	2	35	
10 Williams, D'Andre	g. 5	11	3	4	6	10	0	2	2	2	19	4	2	0	3	34	
13 Guy, Chuck	g. 4	9	2	5	2	2	0	4	4	2	12	1	1	0	2	33	
02 Sutherland, Tramar	0	2	0	1	0	0	1	0	1	0	0	0	0	0	0	7	
05 Lawton, Eric	0	1	0	0	0	0	0	0	1	1	1	0	0	1	0	5	
21 Louzeiro, Marlon	0	0	0	0	0	0	0	0	3	3	1	0	0	0	0	10	
22 Fondren, Reggie	2	4	2	2	0	0	0	2	2	2	6	0	0	0	0	15	
24 Dillard, Ben	0	2	0	0	0	0	0	0	1	1	2	0	0	0	0	11	
44 Javes, Michael	2	2	0	0	2	2	1	1	2	2	6	0	0	0	0	9	
TEAM																	
Totals	20	49	9	18	20	27	10	27	37	18	69	7	13	1	8	200	

	1st	2nd	Tot	FG%	3FG%	FT%	Paint	Off/To	2nd	FB	Bench
North Texas	19	47	66	47.4	36.4	47.7	30	21	10	12	22
UALR	23	46	69	40.8	50.0	74.1	14	11	9	2	12

Officials: Sam Croft, Charles Robinson, Winston Stith
Attendance: 2,825

15 NORTH TEXAS 87 vs TROY 65

The Super Pit • Denton, Texas • 12/31/11

Mean Green (8-7, 1-1 SBC)	FG-A	3G-A	FT-A	O	D	T	PF	Pts	A	TO	B	S	Min.				
13 Mitchell, Tony	f. 3	6	0	0	0	1	7	8	4	6	1	3	4	0	0	32	
02 Walton, Brandon	g. 3	9	3	9	1	2	1	3	4	1	10	2	1	0	1	29	
03 Williams, Alzee	g. 5	10	0	0	2	2	2	4	0	12	2	3	0	0	0	33	
05 Jones, Chris	g. 8	13	3	4	2	2	4	5	9	2	21	10	4	0	4	33	
32 Franklin, Roger	g. 4	7	0	0	2	3	1	7	8	3	10	2	5	1	1	24	
01 Holmen, Jacob	0	1	0	0	0	0	0	0	0	0	0	1	0	0	0	4	
14 Norris, Trey	0	2	0	0	0	0	0	2	2	0	0	0	1	0	0	7	
23 Williams, Jordan	8	13	3	8	0	1	2	0	2	2	19	0	4	0	1	18	
25 Stojiljkovic, Niko	3	3	0	0	1	2	2	8	10	0	4	0	0	0	0	15	
34 Edwards, Alonzo	1	1	0	0	0	0	0	0	0	2	2	0	1	1	0	5	
TEAM																	
Totals	35	65	9	21	8	12	13	34	47	14	87	21	23	6	7	200	

Trojans (5-8, 0-2 SBC)	FG-A	3G-A	FT-A	O	D	T	PF	Pts	A	TO	B	S	Min.				
42 Owens, Tim	f. 1	3	0	0	2	2	1	4	5	2	4	0	0	2	1	18	
01 Weathers, Will	g. 3	12	1	1	3	4	3	0	3	3	10	5	3	0	0	24	
02 Scott, R.J.	g. 4	13	2	9	0	0	4	2	6	0	10	0	4	1	1	28	
05 Wright, Justin	g. 3	10	1	5	2	2	2	3	5	2	9	2	2	0	0	29	
10 Jones, Emil	g. 6	13	1	2	0	0	0	0	0	4	13	2	3	0	2	32	
03 Cunningham, Steven	0	4	0	0	1	2	1	2	3	2	1	1	0	1	1	16	
11 Jones, Alan	4	12	1	6	1	2	1	2	3	0	10	0	1	0	4	19	
15 Clark, Daronte	3	4	2	2	0	0	0	2	2	1	8	0	1	0	2	16	
34 Chambers, Ray	0	2	0	0	0	0	0	3	4	7	4	0	0	1	1	0	18
TEAM																	
Totals	24	73	8	25	9	12	16	20	36	18	65	10	15	5	11	200	

	1st	2nd	Tot	FG%	3FG%	FT%	Paint	Off/To	2nd	FB	Bench
North Texas	33	54	87	53.8	42.9	66.7	42	13	16	8	28
Troy	33	32	65	32.9	32.0	75.0	26	19	10	8	19

Officials: Ray Natili, Brad Ferrie, Kerry Sitton
Attendance: 2,747

16 NORTH TEXAS 78 vs SOUTH ALABAMA 73 (OT)

Mitchell Center • Mobile, Ala. • 1/5/12

Mean Green (9-7, 2-1 SBC)	FG-A	3G-A	FT-A	O	D	T	PF	Pts	A	TO	B	S	Min.			
13 Mitchell, Tony	f. 11	14	3	3	9	11	5	11	16	3	34	2	3	0	2	40
34 Edwards, Alonzo	f. 1	3	0	0	0	0	1	0	1	2	2	0	1	0	0	7
02 Walton, Brandon	g. 1	5	0	3	0	0	1	4	5	4	2	1	0	1	1	23
03 Williams, Alzee	g. 6	9	0	0	3	5	3	0	3	2	15	2	2	0	1	38
05 Jones, Chris	g. 5	16	0	2	2	2	0	6	6	2	12	3	5	1	4	40
14 Norris, Trey	0	0	0	0	0	0	0	0	0	0	1	0	0	0	0	5
23 Williams, Jordan	1	7	0	3	2	2	0	0	0	2	4	1	3	0	3	22
25 Stojiljkovic, Niko	1	3	0	1	1	1	0	1	1	3	3	0	4	1	1	15
32 Franklin, Roger</																

IN REVIEW

↳ box scores



17 NORTH TEXAS 72 vs ARKANSAS STATE 75

Convocation Center • Jonesboro, Ark. • 1/7/12

Mean Green (9-8, 2-2 SBC)	FG-A	3G-A	FTA	O	D	T	PF	Pts	A	TO	B	S	Min.			
13 Mitchell, Tony	f .4	6	1	2	0	0	2	6	8	3	9	2	3	5	1	25
02 Walton, Brandon	g .3	8	3	6	0	0	0	1	1	3	9	0	1	0	0	23
03 Williams, Alzee	g .3	5	0	0	0	0	2	1	3	2	6	0	1	0	0	28
05 Jones, Chris	g .7	13	2	3	1	1	0	0	0	3	17	5	3	0	4	27
32 Franklin, Roger	g .3	7	0	0	2	2	1	2	3	4	8	1	1	0	0	21
14 Norris, Trey	g .1	4	0	2	0	0	0	1	1	1	0	2	2	0	0	13
23 Williams, Jordan	g .5	10	3	7	2	2	1	3	4	3	15	1	3	0	0	29
25 Stojilkovic, Niko	g .1	4	0	1	2	2	0	4	4	2	4	0	0	0	0	23
34 Edwards, Alonzo	g .1	1	0	0	0	2	0	3	3	3	2	0	3	0	0	11
TEAM							1									2
Totals	.28	.58	.9	.21	.7	.9	7	.21	.28	.72	.15	.17	.5	.5	.200	

Red Wolves (8-9, 2-1 SBC)	FG-A	3G-A	FTA	O	D	T	PF	Pts	A	TO	B	S	Min.			
15 Peterson, Brandon	f .3	5	0	0	0	0	2	5	7	4	6	0	5	3	1	25
33 Kirkland, Malcolm	f .6	10	0	0	3	7	0	2	2	3	15	1	3	0	1	31
02 Finn, Trey	g .3	7	2	3	6	8	3	4	7	2	14	1	1	0	2	38
05 Hooten, Marcus	g .8	13	2	3	6	7	0	3	3	0	24	1	1	0	1	36
24 Towsen, Ed	g .2	8	0	2	2	4	0	5	5	2	6	5	3	1	3	29
01 Dickerson, Rakeem	g .2	2	0	0	0	0	0	1	1	2	4	2	1	0	1	11
03 Darion Griswold	g .3	3	0	0	0	0	0	2	2	1	6	0	1	0	0	23
30 Ogbonnaya-Branch, K	g .0	1	0	0	0	0	0	0	0	0	0	0	0	0	0	6
34 Zupardo, Johnny	g .0	0	0	0	0	0	0	0	0	1	0	0	1	0	0	1
TEAM							1	1	2							2
Totals	.27	.49	.4	.8	.17	.26	6	.23	.29	.15	.75	.10	.16	.4	.9	.200

	1st	2nd	Tot	FG%	3FG%	FT%	Paint	Off/To	2nd	FB	Bench
North Texas	37	35	72	49.1	42.9	77.8	24	11	4	6	23
Arkansas State	30	45	75	54.0	50.0	65.4	44	21	7	15	10

Officials: John Heatly, Shawn Casey, Frank Raposo
Attendance: 2,276

18 NORTH TEXAS 84 vs WESTERN KENTUCKY 67

The Super Pit • Denton, Texas • 1/12/12

Mean Green (10-8, 3-2 SBC)	FG-A	3G-A	FTA	O	D	T	PF	Pts	A	TO	B	S	Min.			
13 Mitchell, Tony	f .8	9	2	3	3	3	1	12	13	3	21	1	5	2	1	24
02 Walton, Brandon	g .3	5	2	3	0	1	0	1	1	1	1	1	8	3	0	2
03 Williams, Alzee	g .1	4	0	0	0	0	1	2	3	1	2	1	1	0	1	32
05 Jones, Chris	g .4	13	0	3	1	2	0	8	8	1	9	7	2	0	0	32
32 Franklin, Roger	g .6	11	0	0	8	11	2	3	5	2	20	3	1	1	0	31
11 Robinson, Forrest	g .1	1	0	0	0	0	0	2	2	1	2	0	0	0	1	8
14 Norris, Trey	g .0	0	0	0	2	2	0	1	1	1	0	2	2	1	0	8
23 Williams, Jordan	g .6	9	2	2	2	2	1	1	2	1	16	2	1	2	0	23
25 Stojilkovic, Niko	g .2	3	0	1	0	2	1	1	2	3	4	3	2	0	1	13
33 Hall, Tyler	g .0	0	0	0	0	0	0	0	0	1	0	0	0	0	0	2
34 Edwards, Alonzo	g .0	0	0	0	0	0	0	1	1	0	0	0	0	1	0	3
TEAM							1	2	3							1
Totals	.31	.55	.6	.12	.16	.23	7	.34	.41	.14	.84	.22	.15	.6	.5	.200

Hilltoppers (5-13, 1-4 SBC)	FG-A	3G-A	FTA	O	D	T	PF	Pts	A	TO	B	S	Min.			
41 Zollo, Vinny	f .0	9	0	3	1	2	4	0	4	4	1	0	1	0	1	22
44 Fant, George	f .6	11	0	1	2	2	5	3	8	4	14	0	1	1	1	21
03 McDonald, Kahlil	g .6	14	2	8	3	3	0	6	6	1	17	1	0	0	0	33
05 Gordon, Derrick	g .8	14	4	5	0	1	0	3	3	3	20	0	2	0	1	34
14 Crook, Jamal	g .4	12	0	0	0	0	1	0	1	2	8	6	2	0	0	26
00 Anyigbo, Kene	g .0	0	0	0	0	0	0	0	0	1	0	0	0	0	1	3
01 Kaspar, Kevin	g .0	3	0	2	0	0	1	0	1	0	0	0	0	0	0	10
15 Akamare, O'Karo	g .0	0	0	0	0	0	0	0	0	0	0	0	0	0	1	0
21 Snipes, Nigel	g .0	1	0	1	0	0	0	1	1	0	0	0	1	0	1	4
22 Akol, Teeng	g .1	5	0	1	0	0	2	1	3	3	2	0	0	1	0	15
52 Price, T.J.	g .2	9	1	4	0	0	2	6	8	2	5	1	2	1	1	28
TEAM							3	2	5							2
Totals	.27	.78	.7	.25	.6	.8	18	.22	.40	.20	.67	.8	.9	.4	.6	.200

	1st	2nd	Tot	FG%	3FG%	FT%	Paint	Off/To	2nd	FB	Bench
North Texas	41	43	84	56.4	50.0	69.6	40	11	8	14	24
Western Kentucky	37	30	67	34.6	28.0	75.0	32	13	8	4	7

Officials: Doug Sirmons, Mike Stuart, Alan Spainhour
Attendance: 3,941

19 NORTH TEXAS 68 vs ULM 55

Fant-Ewing Coliseum • Monroe, La. • 1/14/12

Mean Green (11-8, 4-2 SBC)	FG-A	3G-A	FTA	O	D	T	PF	Pts	A	TO	B	S	Min.			
13 Mitchell, Tony	f .5	10	3	4	2	4	1	8	9	3	15	1	4	3	2	34
02 Walton, Brandon	g .6	10	5	8	1	2	1	1	2	3	18	1	1	0	1	28
03 Williams, Alzee	g .2	6	0	1	0	0	0	2	2	3	4	2	1	0	1	25
05 Jones, Chris	g .2	8	0	4	1	2	0	2	2	0	5	2	1	0	2	26
32 Franklin, Roger	g .5	14	0	0	6	9	4	11	15	3	16	2	1	1	0	33
11 Robinson, Forrest	g .0	3	0	2	0	0	0	1	1	1	0	0	0	0	0	5
14 Norris, Trey	g .0	3	0	0	0	0	0	2	2	1	0	1	1	0	0	18
23 Williams, Jordan	g .1	6	0	1	6	7	0	0	0	0	8	2	2	1	1	19
25 Stojilkovic, Niko	g .1	2	0	0	0	0	0	0	0	2	2	0	0	0	0	5
33 Hall, Tyler	g .0	0	0	0	0	0	0	1	1	0	0	0	0	0	0	4
34 Edwards, Alonzo	g .0	0	0	0	0	0	0	0	2	2	2	0	0	1	0	3
TEAM							3	1	4							1
Totals	.22	.62	.8	.20	.16	.24	9	.31	.40	.18	.68	.12	.13	.5	.7	.200

Warhawks (2-17, 1-5 SBC)	FG-A	3G-A	FTA	O	D	T	PF	Pts	A	TO	B	S	Min.			
05 Bibi Ndongo, C.	f .2	7	0	1	1	2	1	2	3	4	5	0	0	0	0	20
15 McClellan, Steven	c .0	6	0	0	7	8	3	10	13	4	7	1	1	0	1	20
11 Winborne, Charles	g .5	8	3	5	2	2	0	1	1	3	15	0	1	0	0	27
24 Mingo, Hugh	g .1	3	1	2	0	0	0	3	3	3	3	0	4	1	0	15
55 Brown, Fred	g .1	7	0	4	2	2	1	3	4	0	4	1	4	0	2	22
03 Williams, Marcellis	g .4	8	0	1	0	0	0	6	6	1	8	1	4	0	1	17
04 McCray, RJ	g .2	2	0	0	0	1	0	1	1	3	4	0	2	1	2	20
10 Mackey, Trent	g .0	5	0	3	0	0	0	3	3	1	0	1	1	0	0	19
35 Lindsey, Trey	g .2	6	0	2	3	4	1	1	2	1	7	2	1	0	0	20
41 Ribeiro, Fabio	g .1	3	0	0	0	2	1	4	5	2	2	1	0	0	1	20
TEAM							2	1	3							2
Totals	.18	.55	.4	.18	.15	.21	9	.35	.44	.22	.55	.7	.18	.2	.7	.200

	1st	2nd	Tot	FG%	3FG%	FT%	Paint	Off/To	2nd	FB	Bench
North Texas	37	31	68	35.5	40.0	66.7	22	9	4	4	10
ULM	18	37	55	32.7	22.2	71.4	20	13	6	4	21

Officials: Sean Casey, Alan Cosby, Keith Kimble
Attendance: 1,166

20 NORTH TEXAS 75 vs DENVER 74 (OT)

The Super Pit • Denton, Texas • 1/22/12

Mean Green (12-8, 5-2 SBC)	FG-A	3G-A	FTA	O	D	T	PF	Pts	A	TO
----------------------------	------	------	-----	---	---	---	----	-----	---	----



IN REVIEW

↳ box scores

21 NORTH TEXAS 62 vs LOUISIANA-LAFAYETTE 64 Cajundome • Lafayette, La. • 1/25/12

Mean Green (12-9, 5-3 SBC)	FG-A	3G-A	FT-A	O	D	T	PF	Pts	A	TO	B	S	Min.
13 Mitchell, Tony	f...3	5...1	2...4	5...2	3...5	4...11	0...1	1...1	1...1	1...1	1...1	1...1	17
02 Walton, Brandon	g...4	10...1	4...2	3...3	3...6	4...11	1...1	1...0	0...0	2...2	0...0	0...0	26
03 Williams, Alzee	g...3	15...0	1...5	7...2	4...6	3...11	3...3	3...0	0...0	4...4	0...0	0...0	40
32 Franklin, Roger	g...6	11...0	1...3	4...3	8...11	15...0	1...0	1...0	0...0	2...2	0...0	0...0	29
33 Hall, Tyler	g...0	3...0	2...0	0...0	3...3	3...0	0...0	1...0	0...0	1...1	0...0	0...0	23
01 Holmen, Jacob	g...3	8...0	3...0	0...0	1...1	2...2	6...1	3...0	0...0	2...2	0...0	0...0	24
11 Robinson, Forrest	g...0	1...0	0...0	0...0	0...2	2...1	0...0	0...0	1...0	0...0	1...0	0...0	6
14 Norris, Trey	g...0	2...0	2...0	0...0	0...0	1...0	0...0	0...0	3...0	0...0	0...0	0...0	9
25 Stojilkovic, Niko	g...2	2...1	1...1	0...1	0...0	0...0	1...5	0...0	0...0	0...0	0...0	0...0	10
34 Edwards, Alonzo	g...1	1...0	0...0	1...2	3...2	5...2	3...0	0...0	0...1	1...1	0...0	0...0	16
TEAM1...1.....												
Totals	22	58	3	16	15	22	14	27	41	22	62	5	200

Ragin' Cajuns (11-11, 5-3 SBC)	FG-A	3G-A	FT-A	O	D	T	PF	Pts	A	TO	B	S	Min.
21 McClellan, Darshawn	f...0	5...0	3...2	2...2	2...4	6...1	2...1	2...0	0...0	2...2	0...0	0...0	29
23 Coleby, Kadeem	c...2	4...0	0...6	10...2	2...4	3...10	1...1	2...2	0...0	1...1	0...0	0...0	21
00 Mbamalu, Bryant	g...7	13...3	4...2	3...3	3...6	3...19	0...3	0...1	3...3	0...0	1...1	0...0	36
01 Brown, Josh	g...5	11...0	1...2	4...3	4...7	3...12	0...2	0...0	2...2	0...0	0...0	0...0	24
22 Andrews, Raymone	g...3	6...1	3...0	0...0	4...4	4...7	3...2	0...1	2...2	0...0	1...1	0...0	24
02 Payton, Elfrid	g...2	3...0	0...1	2...0	1...1	1...0	5...2	1...0	1...1	0...0	1...1	0...0	18
04 Farrington, Scottie	g...1	3...0	0...0	1...1	1...3	4...2	2...0	0...0	0...0	6...6	0...0	0...0	6
05 Thomas, JJ	g...2	8...0	2...3	5...3	1...4	2...7	1...1	1...0	0...0	2...2	0...0	0...0	24
13 Thompson, Alan-Micha	g...0	3...0	2...0	0...0	2...2	2...0	0...0	0...0	1...1	0...0	0...0	0...0	10
15 Perez, David	g...0	2...0	2...0	0...0	0...0	0...0	0...0	0...0	0...0	2...2	0...0	0...0	2
20 Smith, Kentwan	g...0	1...0	1...0	0...0	0...0	0...0	0...0	1...0	0...0	0...0	0...0	0...0	6
TEAM1...1.....												
Totals	22	59	4	18	16	27	15	25	40	20	64	9	200

	1st	2nd	Tot	FG%	3FG%	FT%	Paint	Off/To	2nd	FB	Bench
North Texas	27	35	62	37.9	18.8	68.2	22	11	12	4	14
ULL	28	36	64	37.3	22.2	59.3	26	6	14	8	14

Officials: Sidney Cohen, Jeremy Mosier, Jon Stigliano
Attendance: 3,673

23 NORTH TEXAS 66 vs MIDDLE TENNESSEE 68 The Super Pit • Denton, Texas • 2/2/12

Mean Green (13-10, 6-4 SBC)	FG-A	3G-A	FT-A	O	D	T	PF	Pts	A	TO	B	S	Min.
13 Mitchell, Tony	f...4	11...1	4...7	8...3	8...11	4...16	1...4	5...1	1...1	3...3	1...1	1...1	31
32 Franklin, Roger	f...1	7...0	0...0	0...0	1...2	3...0	2...0	3...2	2...2	2...2	0...0	0...0	26
02 Walton, Brandon	g...3	9...2	4...1	3...0	3...3	3...9	1...2	0...1	1...1	2...2	0...0	0...0	28
03 Williams, Alzee	g...10	19...0	0...9	11...0	3...3	1...29	1...2	0...2	2...2	0...0	0...0	0...0	37
33 Hall, Tyler	g...1	3...1	3...0	0...0	2...1	3...4	3...0	3...0	0...0	3...3	0...0	0...0	33
01 Holmen, Jacob	g...0	2...0	1...0	0...0	1...1	1...0	1...0	0...0	1...1	0...0	0...0	0...0	6
14 Norris, Trey	g...1	2...0	0...0	0...0	0...0	1...2	3...0	0...2	1...1	0...0	0...0	0...0	16
24 Hogans, Kedrick	g...0	0...0	0...0	0...0	1...0	1...0	0...0	1...0	0...0	0...0	0...0	0...0	5
25 Stojilkovic, Niko	g...2	2...0	0...1	2...1	3...4	2...5	1...1	0...0	1...1	0...0	0...0	0...0	17
34 Edwards, Alonzo	g...0	0...0	0...0	0...0	0...0	0...1	0...0	0...1	0...0	0...0	0...0	0...0	1
TEAM2...1...3.....												
Totals	22	55	4	12	18	24	10	22	32	17	66	8	200

Blue Raiders (21-3, 10-0 SBC)	FG-A	3G-A	FT-A	O	D	T	PF	Pts	A	TO	B	S	Min.
01 Dendy, LaRon	f...5	10...0	0...2	4...2	3...5	4...12	1...3	3...1	1...1	2...2	0...0	0...0	21
30 Sulston, JT	f...3	5...0	0...0	0...0	1...3	4...2	6...1	3...0	2...2	0...0	0...0	0...0	30
13 Massey, Bruce	g...0	4...0	0...0	0...0	0...3	3...0	3...2	0...0	2...2	0...0	0...0	0...0	27
14 Knight, Marcos	g...8	15...0	1...3	4...2	5...7	4...19	2...1	0...0	2...2	0...0	0...0	0...0	29
15 Cintron, Raymond	g...4	7...2	5...0	0...1	3...4	3...10	0...1	0...0	1...1	0...0	0...0	0...0	25
03 Gallman, James	g...0	2...0	2...0	0...0	0...0	1...0	0...0	0...0	0...0	0...0	0...0	0...0	8
12 Jones, Shawn	g...4	5...0	0...1	3...1	1...2	1...9	0...1	1...2	2...2	0...0	0...0	0...0	14
20 Oden, Jimmy	g...1	2...1	1...0	0...0	0...3	2...3	1...1	1...0	0...0	1...1	0...0	0...0	23
22 Jones, Jason	g...0	0...0	0...0	0...0	0...0	1...0	0...0	1...0	0...0	0...0	0...0	0...0	5
24 Hammonds, Kerry	g...3	6...1	3...2	3...0	3...3	1...9	3...2	1...1	1...1	1...1	0...0	0...0	18
TEAM2...2...4.....												
Totals	28	56	4	12	18	24	10	22	32	17	66	8	200

	1st	2nd	Tot	FG%	3FG%	FT%	Paint	Off/To	2nd	FB	Bench
North Texas	26	40	66	40.0	33.3	75.0	22	15	6	12	7
MTSU	36	32	68	50.0	33.3	57.1	30	21	7	8	21

Officials: Gary Maxwell, Dan Stryffleer, Brad Ferrie
Attendance: 5,510

22 NORTH TEXAS 76 vs ARKANSAS STATE 64 The Super Pit • Denton, Texas • 1/28/12

Mean Green (13-9, 6-3 SBC)	FG-A	3G-A	FT-A	O	D	T	PF	Pts	A	TO	B	S	Min.
01 Holmen, Jacob	f...3	7...1	2...2	2...0	3...3	3...1	9...2	1...0	0...0	2...2	0...0	0...0	24
13 Mitchell, Tony	f...8	11...2	3...3	3...12	15...1	21...2	1...6	2...34	0...0	0...0	0...0	0...0	34
32 Franklin, Roger	f...4	11...0	0...2	2...1	3...4	3...10	1...3	1...0	2...23	0...0	0...0	0...0	23
02 Walton, Brandon	g...5	9...3	5...6	6...0	3...3	2...19	2...1	0...2	3...33	0...0	0...0	0...0	29
03 Williams, Alzee	g...3	7...0	0...2	2...0	3...3	4...8	5...1	0...0	2...23	0...0	0...0	0...0	33
11 Robinson, Forrest	g...0	1...0	0...0	0...0	0...0	0...1	0...0	1...0	0...0	1...1	0...0	0...0	4
14 Norris, Trey	g...0	0...0	0...0	0...0	1...1	1...0	0...0	1...1	0...0	1...1	0...0	0...0	11
24 Hogans, Kedrick	g...2	2...0	0...0	0...0	1...0	1...4	0...0	2...1	0...0	1...1	0...0	0...0	12
25 Stojilkovic, Niko	g...0	1...0	0...0	0...0	0...0	0...0	0...0	0...0	0...0	0...0	0...0	0...0	2
33 Hall, Tyler	g...2	4...1	2...0	0...0	1...1	1...5	2...0	0...0	2...22	0...0	0...0	0...0	22
34 Edwards, Alonzo	g...0	1...0	0...0	2...0	2...2	3...0	0...0	1...0	0...0	6...6	0...0	0...0	6
TEAM2...2.....												
Totals	27	54	7	13	15	17	7	28	35	17	76	15	200

Red Wolves (9-14, 3-6 SBC)	FG-A	3G-A	FT-A	O	D	T	PF	Pts	A	TO	B	S	Min.
15 Peterson, Brandon	f...8	16...1	0...1	4...7	11...1	17...1	1...2	2...0	0...36	0...0	0...0	0...0	36
33 Kirkland, Malcolm	c...4	11...0	0...3	3...1	4...5	4...11	1...2	0...1	1...34	0...0	0...0	0...0	34
05 Hooten, Marcus	g...1	10...1	3...4	6...3	3...6	1...7	3...3	0...0	3...38	0...0	0...0	0...0	38
10 Sterenberg, Adam	g...2	4...1	2...0	0...0	1...1	1...5	2...0	0...0	1...24	0...0	0...0	0...0	24
24 Townsel, Ed	g...2	4...1	3...1	2...1	2...3	5...6	0...0	0...0	0...18	0...0	0...0	0...0	18
01 Dickerson, Rakeem	g...0	4...0	1...4	4...1	1...2	1...4	5...2	0...3	2...26	0...0	0...0	0...0	26
03 Darion Griswold	g...3	5...0	1...0	0...0	1...0	1...0	6...0	0...0	3...9	0...0	0...0	0...0	9
12 Clark, Bryce	g...1	1...0	0...0	0...0	1...0	1...0	2...0	0...0	0...1	0...0	0...0	0...0	1
30 Ogbonnaya-Branch, K	g...2	6...2	5...0	0...0	0...0	2...6	0...2	0...0	2...13	0...0	0...0	0...0	13
34 Zuppardo, Johnny	g...0	0...0	0...0	0...0	0...0	0...0	0...0	0...0	0...1	0...0	0...0	0...0	1
TEAM1...3...4.....												
Totals	23	61	6	16	12	16	13	21	34	15	64	12	200

	1st	2nd	Tot	FG%	3FG%	FT%	Paint	Off/To	2nd	FB	Bench
North Texas	36	40	76	50.0	53.8	88.2	34	17	9	6	9
Arkansas St	30	34	64	37.7	37.5	75.0	28	12	9	4	18

Officials: Emanuel Upton, Sam Croft, Alan Spainhour
Attendance: 3,643

24 NORTH TEXAS 68 vs FIU 61 US Century Bank Arena • Miami • 2/9/12

Mean Green (14-10, 7-4 SBC)	FG-A	3G-A	FT-A	O	D	T	PF	Pts	A	TO	B	S	Min.
01 Holmen, Jacob	*...1	5...1	2...0	0...0	2...3	5...2	3...3	1...0	0...29	0...0	0...0	0...0	29
02 Walton, Brandon	*...4	12...3	8...4	6...3	2...5	3...15	4...0	0...2	32	0...0	0...0	0...0	32
03 Williams, Alzee	*...5	11...0	1...6	8...0	6...6	0...16	4...2	0...1	36	0...0	0...0	0...0	36
13 Mitchell, Tony	*...7	9...0	1...3	7...2	10...12	2...17	1...2	4...2	32	0...0	0...0	0...0	32
32 Franklin, Roger	*...0	3...0	0...4	4...1	2...3	1...4	0...4	1...2	24	0...0	0...0	0...0	24
11 Robinson, Forrest	g...1	1...0	0...0	0...0	0...0	0...2	0...0	0...0	1	0...0	0...0	0...0	1
14 Norris, Trey	g...0	2...0	1...0	0...0	0...3	3...0	0...0	1...1	0...8	0...0	0...0	0...0	8
24 Hogans, Kedrick	g...0	0...0	0...0	0...0	0...0	0...0	0...0	0...0	0...3	0...0	0...0	0...0	3
25 Stojilkovic, Niko	g...4	5...0	0...0	0...0	2...1	3...8	2...2	0...0	16	0...0	0...0	0...0	16
33 Hall, Tyler	g...1	3...1	2...0	0...0	0...3	3...0	3...3	2...0	15	0...0	0...0	0...0	15
34 Edwards, Alonzo	g...0	0...0	0...0	0...0	0...0	0...0	0...0	0...0	4	0...0	0...0	0...0	4
TEAM2...2...4.....												
Totals	23	51	5	15	17	25	12	32	44	12	68	18	200

Golden Panthers (7-16, 4-7 SBC)	FG-A	3G-A
---------------------------------	------	------

IN REVIEW

↳ box scores



25 NORTH TEXAS 81 vs FLORIDA ATLANTIC 86 (2OT) FAU Arena • Boca Raton, Fla. • 2/11/12

Mean Green (14-11, 7-5 SBC)		FG-A	3G-A	FTA	O	D	T	PF	Pts	A	TO	B	S	Min.				
01	Holmen, Jacob	f	9	16	0	2	2	1	3	4	5	20	0	1	0	0	43	
13	Mitchell, Tony	f	5	11	0	1	12	15	4	17	21	3	22	5	9	6	2	46
02	Walton, Brandan	g	4	7	1	4	2	2	1	5	6	4	11	3	7	0	2	42
03	Williams, Alzee	g	4	7	0	0	4	6	1	4	5	1	12	2	4	0	0	46
32	Franklin, Roger	g	5	11	0	0	2	6	1	7	8	4	12	0	0	0	0	40
14	Norris, Trey	g	1	2	0	0	2	2	0	1	1	1	4	0	4	0	0	9
25	Stojiljkovic, Niko	g	0	2	0	0	0	2	1	0	1	1	0	0	1	1	0	12
33	Hall, Tyler	g	0	2	0	2	0	0	0	2	2	1	0	0	1	0	0	10
34	Edwards, Alonzo	g	0	0	0	0	0	0	0	1	1	1	0	0	0	0	0	2
TEAM																		
Totals		28	58	1	9	24	35	9	40	49	21	81	10	27	7	4	250	

Owls (11-14, 7-5 SBC)		FG-A	3G-A	FTA	O	D	T	PF	Pts	A	TO	B	S	Min.				
44	Penn, Kelvin	f	0	0	0	0	0	0	0	0	0	0	2	0	0	0	5	
02	Taylor, Raymond	g	8	18	3	10	4	8	1	3	4	3	23	3	3	0	3	42
05	Tucker, Alex	g	4	6	1	1	2	3	0	3	3	4	11	6	3	1	4	42
22	Gantt, Greg	g	2	11	2	7	0	0	0	1	1	0	6	1	2	0	0	18
25	Bertone, Pablo	g	4	10	2	5	1	2	2	4	6	3	11	5	1	0	3	31
01	Richardson, Shavar	g	1	4	1	3	0	0	0	1	1	1	3	2	1	0	2	17
04	Mattison, Andre	g	2	4	0	0	1	1	3	0	5	0	0	0	0	0	1	7
10	Mavin, Dennis	g	1	7	0	1	0	6	1	5	6	5	2	2	2	0	3	31
21	McCoy, Jordan	g	1	1	0	0	0	0	0	0	0	0	2	2	0	0	1	15
31	Grier, Omari	g	0	1	0	0	0	0	0	0	0	0	0	0	0	0	0	2
52	White, Kore	g	9	16	0	0	5	8	3	6	9	4	23	1	1	3	1	42
TEAM																		
Totals		32	78	9	28	13	28	14	27	41	24	86	20	14	5	17	250	

	1st	2nd	OT	Tot	FG%	3FG%	FT%	Paint	Off/To	2nd	FB	Bench
North Texas	34	32	15	81	48.3	11.1	68.6	34	18	8	6	4
FAU	24	42	20	86	41.0	32.1	46.4	42	26	19	10	35

Officials: John Heatly, John Moore, Dan Chrisman
Attendance: 1,876

26 NORTH TEXAS 86 vs ULM 51 The Super Pit • Denton, Texas • 2/16/12

Mean Green (15-11, 8-5 SBC)		FG-A	3G-A	FTA	O	D	T	PF	Pts	A	TO	B	S	Min.				
01	Holmen, Jacob	f	3	9	1	4	2	3	1	4	5	0	9	1	1	0	18	
13	Mitchell, Tony	f	6	14	1	3	5	10	3	12	15	0	18	2	1	6	1	27
32	Franklin, Roger	f	4	7	0	0	2	2	1	1	2	3	10	1	0	0	1	17
02	Walton, Brandan	g	2	6	2	5	0	0	0	2	2	1	6	1	1	0	2	30
03	Williams, Alzee	g	6	8	0	0	0	0	1	3	4	0	12	4	1	0	0	31
11	Robinson, Forrest	g	2	4	0	1	0	0	0	3	3	1	4	0	0	0	0	9
14	Norris, Trey	g	1	2	1	2	0	0	0	2	2	1	3	2	0	0	1	20
24	Hogans, Kedrick	g	0	1	0	0	2	2	2	4	0	2	0	1	0	0	0	7
25	Stojiljkovic, Niko	g	1	3	0	0	0	0	2	0	2	1	2	2	0	0	0	9
33	Hall, Tyler	g	4	8	3	6	0	0	1	5	6	0	11	2	3	0	2	22
34	Edwards, Alonzo	g	4	7	0	0	1	2	1	0	1	2	9	0	0	0	1	10
TEAM																		
Totals		33	69	8	21	12	19	14	34	48	9	86	15	8	6	8	200	

Warhawks (2-24, 1-14 SBC)		FG-A	3G-A	FTA	O	D	T	PF	Pts	A	TO	B	S	Min.				
05	Bibi Ndongu, C	f	1	7	0	1	1	2	4	5	9	3	3	1	1	2	1	27
15	McClellan, Steven	c	3	7	0	0	0	1	1	3	4	3	6	0	1	0	0	24
11	Winborne, Charles	g	2	6	1	4	2	2	0	2	2	0	7	1	1	0	0	20
24	Mingo, Hugh	g	2	8	0	2	1	3	4	3	7	2	5	1	4	0	3	25
55	Brown, Fred	g	6	16	2	6	3	3	1	1	2	2	17	2	0	0	1	27
03	Hansberry, Marcellis	g	4	10	1	5	1	2	2	7	9	1	10	0	3	0	0	23
04	McCray, RJ	g	0	1	0	0	0	0	0	3	3	0	0	0	0	0	0	17
10	Mackey, Trent	g	1	3	1	3	0	0	0	1	1	1	3	0	1	0	0	19
35	Linsley, Trey	g	0	5	0	2	0	0	1	2	3	3	0	0	1	0	0	18
TEAM																		
Totals		19	63	5	23	8	13	13	27	40	15	51	5	12	2	5	200	

	1st	2nd	Tot	FG%	3FG%	FT%	Paint	Off/To	2nd	FB	Bench
North Texas	44	42	86	47.8	38.1	63.2	30	15	13	10	31
ULM	28	23	51	30.2	21.7	61.5	20	4	8	2	13

Officials: Tom Eades, Frank Raposo, Doug Shows
Attendance: 3,810

27 NORTH TEXAS 53 vs LOUISIANA-LAFAYETTE 57 The Super Pit • Denton, Texas • 2/18/12

Mean Green (15-12, 8-6 SBC)		FG-A	3G-A	FTA	O	D	T	PF	Pts	A	TO	B	S	Min.				
13	Mitchell, Tony	f	3	8	0	2	1	2	1	6	7	4	7	2	2	1	1	26
24	Hogans, Kedrick	f	1	3	0	0	0	0	1	1	2	2	0	0	0	0	1	15
34	Edwards, Alonzo	f	2	6	0	1	2	2	1	3	5	6	0	1	1	0	0	13
03	Williams, Alzee	g	6	16	0	1	0	0	2	3	5	1	12	3	0	0	0	37
33	Hall, Tyler	g	2	4	2	3	4	6	2	3	5	4	10	1	3	1	2	28
01	Holmen, Jacob	g	3	8	1	2	2	4	5	3	8	0	9	0	1	1	0	23
02	Walton, Brandan	g	0	6	0	3	0	2	0	1	1	5	0	0	2	0	0	25
14	Norris, Trey	g	0	2	0	1	0	0	0	0	0	0	2	0	0	0	0	3
25	Stojiljkovic, Niko	g	1	5	0	0	3	6	2	5	7	0	5	0	0	0	2	15
32	Franklin, Roger	g	1	7	0	0	0	2	0	1	1	1	2	0	1	0	0	15
TEAM																		
Totals		19	65	4	13	11	24	20	27	47	22	53	8	10	3	6	200	

Cajuns (16-13, 10-5 SBC)		FG-A	3G-A	FTA	O	D	T	PF	Pts	A	TO	B	S	Min.				
21	McClellan, Darshawn	f	4	9	1	6	4	4	3	4	7	4	13	0	3	1	1	27
23	Coleby, Kadeem	f	2	3	0	0	6	14	1	5	6	2	10	0	2	8	2	33
00	Mbamalu, Bryant	g	2	5	0	1	1	2	3	3	6	4	5	0	3	0	1	28
01	Brown, Josh	g	2	11	0	4	2	2	1	5	6	3	6	0	0	0	0	23
22	Andrews, Raymone	g	3	8	0	2	3	4	1	2	3	4	9	1	0	0	0	31
02	Payton, Elfrid	g	1	5	0	0	0	0	0	5	5	1	2	4	3	0	1	24
04	Farrington, Scottie	g	0	0	0	0	2	2	1	0	1	0	2	0	0	0	0	4
05	Thomas, J.J.	g	0	2	0	1	4	3	7	10	5	2	1	3	0	0	0	12
13	Thompson, Alan-Micha	g	3	9	1	4	1	2	0	1	1	0	8	0	0	0	1	18
TEAM																		
Totals		17	52	2	18	21	34	15	32	47	23	57	6	15	9	6	200	

	1st	2nd	Tot	FG%	3FG%	FT%	Paint	Off/To	2nd	FB	Bench
North Texas	25	28	53	29.2	30.8	45.8	24	8	13	4	16
Louisiana-Lafayette	32	25	57	32.7	11.1	61.8	22	12	19	2	14

Officials: John Corio, Forest Sigler, Reinaldo Acosta
Attendance: 6,921

28 NORTH TEXAS 75 vs UALR 67 (OT) Jack Stephens Center • Little Rock • 2/23/12

Mean Green (16-12, 9-6 SBC)		FG-A	3G-A	FTA	O	D	T	PF
-----------------------------	--	------	------	-----	---	---	---	----



IN REVIEW

↳ box scores

29 NORTH TEXAS 52 vs DENVER 64

Magness Arena • Denver • 2/26/12

Mean Green (16-13, 9-7 SBC)	FG-A	3G-A	FTA	O	D	T	PF	Pts	A	TO	B	S	Min.
01 Holmen, Jacob	f	3	7	1	1	0	0	0	4	4	1	7	24
13 Mitchell, Tony	f	4	9	0	1	1	2	10	12	2	9	2	32
02 Walton, Brandon	g	4	5	1	2	4	4	0	2	2	4	0	23
03 Williams, Alzee	g	5	12	0	1	0	3	2	5	7	0	10	36
32 Franklin, Roger	g	0	4	0	0	3	4	1	6	7	0	3	27
11 Robinson, Forrest	g	1	3	0	0	0	0	0	0	0	0	0	6
14 Norris, Trey	g	0	0	0	0	0	0	0	0	0	0	0	15
24 Hogans, Kedrick	g	0	1	0	0	0	0	0	0	0	0	0	2
25 Stojiljkovic, Niko	g	0	1	0	0	1	2	0	0	0	0	0	9
33 Hall, Tyler	g	3	6	1	2	0	0	1	3	4	0	7	23
34 Edwards, Alonzo	g	0	1	0	0	0	0	0	0	0	0	0	3
TEAM								3	2	5	1		
Totals	20	49	3	7	9	14	9	32	41	8	5	2	100

Pioneers (21-8, 11-5 SBC)	FG-A	3G-A	FTA	O	D	T	PF	Pts	A	TO	B	S	Min.
10 Lewis, Rob	f	2	5	0	0	0	0	0	3	3	2	4	22
20 O'Neale, Royce	f	5	10	0	2	1	1	3	8	11	1	11	36
34 Udofia, Chris	f	5	13	3	6	2	2	2	4	6	3	15	27
05 Stafford, Brian	g	4	11	1	5	6	6	0	2	2	4	15	33
23 Olson, Brett	g	4	8	2	5	0	0	0	2	2	1	10	39
12 Coughlin, Justin	g	3	5	1	2	0	0	0	2	2	1	7	17
13 Thalken, Tyler	g	0	0	0	0	0	0	0	0	0	0	0	1
14 Foeman, Blake	g	0	5	0	3	0	0	0	1	1	2	0	11
15 Hallam, Travis	g	0	4	0	2	0	0	1	0	0	1	0	13
21 Pickert, Alex	g	1	1	0	0	0	0	0	0	0	1	2	1
TEAM								1	1				
Totals	24	62	7	25	9	9	6	23	29	16	6	4	150

	1st	2nd	Tot	FG%	3FG%	FT%	Paint	Off/To	2nd	FB	Bench
North Texas	20	32	52	40.8	42.9	64.3	22	5	2	4	10
Denver	27	37	64	38.7	28.0	100.0	28	27	4	10	9

Officials: Gary Maxwell, Douglas Sirmons, Rick Hartzell
Attendance: 4,453

31 NORTH TEXAS 76 vs ARKANSAS STATE 72

Summit Arena • Hot Springs, Ark. • 3/5/12

Mean Green (18-13)	FG-A	3G-A	FTA	O	D	T	PF	Pts	A	TO	B	S	Min.
01 Holmen, Jacob	*	8	11	5	5	0	0	0	4	4	0	21	39
02 Walton, Brandon	*	4	7	1	4	2	2	1	0	1	0	11	30
03 Williams, Alzee	*	4	6	0	0	4	6	1	3	4	1	12	36
13 Mitchell, Tony	*	1	3	1	1	8	8	1	4	5	4	11	26
32 Franklin, Roger	*	5	9	0	0	0	0	1	2	3	4	10	25
11 Robinson, Forrest	g	0	0	0	0	0	0	0	0	0	0	0	1
14 Norris, Trey	g	0	1	0	0	0	0	0	0	0	0	0	5
24 Hogans, Kedrick	g	2	3	0	0	0	0	1	3	4	2	4	16
25 Stojiljkovic, Niko	g	2	3	0	0	0	0	0	2	2	1	4	12
33 Hall, Tyler	g	1	3	1	3	0	0	0	0	0	0	0	10
Totals	27	46	8	13	14	16	5	18	23	15	7	6	200

Arkansas State (14-20)	FG-A	3G-A	FTA	O	D	T	PF	Pts	A	TO	B	S	Min.
02 Finn, Trey	*	6	12	5	10	4	2	3	5	2	21	2	40
05 Hooten, Marcus	*	8	16	2	8	0	0	0	2	2	4	18	29
15 Peterson, Brandon	*	2	6	0	0	2	2	2	4	2	6	1	37
24 Townsel, Ed	*	1	6	1	3	0	1	1	2	3	3	6	36
33 Kirkland, Malcolm	*	7	13	0	0	0	0	5	5	10	4	14	30
01 Dickerson, Rakeem	g	1	3	1	2	1	2	1	1	2	1	4	15
03 Darion Griswold	g	3	4	0	0	0	0	0	1	1	1	6	13
TEAM								5	5				
Totals	28	60	9	23	7	9	16	16	32	17	7	2	100

	1st	2nd	Tot	FG%	3FG%	FT%	Paint	Off/To	2nd	FB	Bench
North Texas	38	38	76	58.7	61.5	87.5	22	19	6	2	11
Arkansas St	34	38	72	46.7	39.1	77.8	28	11	15	0	10

Officials: Ray Natili, Glen Tuitt, Kerry Sitton
Attendance: 3708

30 NORTH TEXAS 65 vs LOUISIANA-LAFAYETTE 62

Summit Arena • Hot Springs, Ark. • 3/4/12

Mean Green (17-13)	FG-A	3G-A	FTA	O	D	T	PF	Pts	A	TO	B	S	Min.
01 Holmen, Jacob	*	4	9	0	1	2	2	3	5	8	0	10	28
02 Walton, Brandon	*	5	10	3	5	3	3	0	5	5	1	16	36
03 Williams, Alzee	*	6	14	0	0	2	2	1	3	4	2	14	38
13 Mitchell, Tony	*	2	6	0	0	1	1	2	9	11	1	5	36
32 Franklin, Roger	*	4	10	0	0	2	3	0	4	4	4	10	27
14 Norris, Trey	g	0	3	0	0	0	0	1	0	1	0	0	5
24 Hogans, Kedrick	g	1	3	0	0	1	2	2	1	3	0	3	11
25 Stojiljkovic, Niko	g	2	3	0	0	0	0	1	0	1	1	4	12
33 Hall, Tyler	g	1	2	1	1	0	0	0	0	0	2	3	12
34 Edwards, Alonzo	g	0	0	0	0	0	0	0	0	0	2	0	3
TEAM								1	1	2			
Totals	25	60	4	7	11	13	11	28	39	13	6	7	200

Ragin' Cajuns (16-15)	FG-A	3G-A	FTA	O	D	T	PF	Pts	A	TO	B	S	Min.
00 Mbamalu, Bryant	*	4	11	1	4	2	2	1	4	5	3	11	29
01 Brown, Josh	*	6	13	1	6	1	2	1	4	5	2	14	31
02 Payton, Elfrid	*	6	12	0	0	1	3	2	6	8	3	13	33
21 McClellan, Darshawn	*	3	8	1	4	3	3	1	2	3	1	10	37
23 Coleby, Kadeem	*	3	5	0	0	1	1	1	4	5	4	7	30
03 Jackson, Darnell	g	0	3	0	1	1	2	1	2	3	0	1	12
04 Farrington, Scottie	g	1	1	0	0	1	1	1	2	3	1	3	9
13 Thompson, Alan-Micha	g	0	3	0	0	1	0	0	0	0	0	2	13
15 Perez, David	g	1	3	1	3	0	0	0	1	1	0	3	10
20 Smith, Kentwan	g	0	0	0	0	0	0	0	0	0	0	0	4
TEAM								2	1	3			
Totals	24	59	4	19	10	14	10	26	36	16	6	2	200

	1st	2nd	Tot	FG%	3FG%	FT%	Paint	Off/To	2nd	FB	Bench
North Texas	30	35	65	41.7	57.1	84.6	26	23	8	4	10
ULL	29	33	62	40.7	21.1	71.4	32	17	11	0	7

Officials: Rick Hartzell, Sam Croft, Byron Evans
Attendance: 4,365

32 NORTH TEXAS 70 vs WESTERN KENTUCKY 74

Summit Arena • Hot Springs, Ark. • 3/6/12

Mean Green (18-14)	FG-A	3G-A	FTA	O	D	T	PF	Pts	A	TO	B	S	Min.
01 Holmen, Jacob	*	4	15	1	3	2	2	1	3	4	4	11	29
02 Walton, Brandon	*	5	9	2	4	2	3	1	1	2	2	14	32
03 Williams, Alzee	*	6	11	0	0	4	6	3	3	6	0	16	38
13 Mitchell, Tony	*	7	13	1	3	3	3	1	4	5	4	18	32
32 Franklin, Roger	*	3	7	0	0	0	0	3	2	5	4	6	19
14 Norris, Trey	g	0	1	0	1	0	0	0	0	0	1	0	10
24 Hogans, Kedrick	g	0	1	0	0	0	0	2	4	6	2	0	20
25 Stojiljkovic, Niko	g	0	1	0	0	0	0	0	0	0	0	2	12
33 Hall, Tyler	g	2	3	1	2	0	0	0	2	0	5	3	17
TEAM								1	2	3			
Totals	27	61	5	13	11	14	12	21	33	19	7	0	200

Western Kentucky (15-18)	FG-A	3G-A	FTA	O	D	T	PF	Pts	A	TO	B	S	Min.
05 Gordon, Derrick	*	3	9	1	3	1	2	3	2	5	4	8	28
14 Crook, Jamal	*	2	8	0	1	0	0	0	2	2	0	4	26
22 Akol, Teeng	*	9	11	0	1	5	6	2	3	5	1	23	33
44 Fant, George	*	6	10	0	0	5	5	3	3	6	2	17	30
52 Price, T.J.	*	2	7	2	3	0	1	0	4	4	2	6	32
03 McDonald, Kahliil	g	2	9	2	6	8	8	0	4	4	1	14	25
15 Akamune, O'Karo	g	1	1	0</									



1

Kenneth Lyons

Forward

6-7 ▶ 210

Fort Worth, TX ▶ (Trimble Tech HS)

Season	G	FG-FGA	FG%	FT-FTA	FT%	PTS	AVG
1979-80	27	196-430	.456	86-139	.619	478	17.7
1980-81	27	195-377	.517	108-164	.659	498	18.4
1981-82	27	232-432	.537	123-176	.700	587	21.7
1982-83	30	282-533	.529	164-229	.716	728	24.3
Totals	111	905-1772	.511	481-708	.679	2,291	20.6

2

Chris Davis

Guard

6-6 ▶ 225

Dallas, TX ▶ (Kimball HS)

Season	G	FG-FGA	FG%	FT-FTA	FT%	PTS	AVG
1999-00	27	203-536	.379	104-150	.693	587	21.7
2000-01	28	178-442	.403	110-176	.625	504	18.0
2001-02	29	217-453	.479	173-228	.759	653	22.5
2002-03	26	157-367	.428	153-199	.769	494	19.0
Totals	110	755-1798	.427	540-753	.717	2,238	20.3

3

Jesse Ratliff

Forward

6-6 ▶ 190

Biloxi, MS ▶ (Biloxi HS)

Season	G	FG-FGA	FG%	FT-FTA	FT%	PTS	AVG
1990-91	30	156-315	.495	84-121	.694	400	13.3
1991-92	29	198-400	.495	144-205	.702	559	19.3
1992-93	26	207-493	.420	127-171	.743	601	23.1
1993-94	29	208-394	.528	142-212	.670	570	19.7
Totals	114	769-1602	.480	497-709	.701	2,130	18.7

4

Josh White

Guard

5-10 ▶ 175

Baton Rouge, La. ▶ (Christian Life Academy)

Season	G	FG-FGA	FG%	FT-FTA	FT%	PTS	AVG
2007-08	29	116-254	.457	123-145	.848	404	13.9
2008-09	32	113-289	.391	96-106	.906	361	11.3
2009-10	33	135-325	.415	152-185	.822	479	14.5
2010-11	32	135-309	.437	114-135	.844	424	13.3
Totals	126	499-1,177	.424	485-571	.849	1,668	13.2

5

Tristan Thompson

Guard

6-5 ▶ 193

Angleton, TX ▶ (Brewster Academy)

Season	G	FG-FGA	FG%	FT-FTA	FT%	PTS	AVG
2007-08	30	56-133	.421	59-74	.797	193	6.4
2008-09	32	107-248	.431	117-148	.791	365	11.4
2009-10	33	142-330	.430	133-162	.821	478	14.5
2010-11	33	158-344	.459	211-253	.834	593	18.0
Totals	128	463-1,055	.439	520-637	.816	1,629	12.7

6

Fred Mitchell

Forward

6-7 ▶ 210

Amarillo, TX ▶ (Palo Duro HS)

Season	G	FG-FGA	FG%	FT-FTA	FT%	PTS	AVG
1974-75	25	51-125	.408	30-45	.667	132	5.3
1975-76	26	189-360	.525	61-82	.744	439	16.9
1976-77	27	214-450	.476	69-92	.750	497	18.4
1977-78	28	189-412	.459	92-130	.708	470	16.8
Totals	106	643-1347	.477	252-349	.722	1,538	14.5



RECORDS

↳ 1,000 point club

7

Fred Hopkins

Center

6-6 ▶ 215
Krum, TX ▶ (Krum HS)

Season	G	FG-FGA	FG%	FT-FTA	FT%	PTS	AVG
1952-53	23	44-NA	NA	43-92	.467	131	5.7
1953-54	27	139-287	.484	121-192	.630	399	14.4
1954-55	24	178-348	.512	160-275	.579	516	21.5
1955-56	21	160-294	.544	169-262	.645	489	23.3
Totals	95	421-NA	NA	493-821	.600	1,535	16.2

8

Tony Worrell

Forward

6-6 ▶ 225
Goldsboro, NC ▶ (Goldsboro HS)

Season	G	FG-FGA	FG%	FT-FTA	FT%	PTS	AVG
1984-85	28	51-143	.357	35-62	.565	129	4.8
1985-86	27	80-176	.455	63-90	.700	223	8.3
1986-87	28	196-413	.475	118-168	.702	559	20.0
1987-88	30	205-468	.438	144-210	.686	605	20.2
Totals	113	532-1200	.443	360-530	.679	1,516	13.4

9

John Savage

Forward

6-5 ▶ 200
Detroit, TX ▶ (Detroit HS)

Season	G	FG-FGA	FG%	FT-FTA	FT%	PTS	AVG
1961-62	26	196-448	.438	114-172	.663	506	19.5
1962-63	24	184-389	.473	107-161	.665	475	19.8
1963-64	24	172-383	.449	98-144	.681	442	18.3
Totals	74	552-1,220	.453	319-477	.669	1,423	19.2

10

Leonard Hopkins

Guard

6-3 ▶ 190
Dallas, TX ▶ (Lincoln HS)

Season	G	FG-FGA	FG%	FT-FTA	FT%	PTS	AVG
2001-02	28	103-245	.304	83-104	.798	323	11.5
2002-03	9	36-90	.400	27-36	.750	114	12.7
2003-04	28	118-302	.391	113-138	.819	391	14.0
2004-05	28	156-409	.381	151-176	.858	508	18.1
Totals	96	414-1,047	.395	376-456	.825	1,340	13.9

11

Melvin Davis

Forward

6-8 ▶ 220
Greenville, TX ▶ (Greenville HS)

Season	G	FG-FGA	FG%	FT-FTA	FT%	PTS	AVG
1974-75	22	75-159	.472	22-33	.667	172	7.8
1975-76	26	112-229	.489	46-62	.742	270	10.4
1976-77	27	203-392	.518	60-86	.698	466	17.3
1977-78	24	160-338	.473	78-104	.750	398	16.6
Totals	99	550-1,118	.492	206-285	.722	1,306	13.2

12

Calvin Watson

Guard

6-5 ▶ 215
Houston, TX ▶ (Madison HS)

Season	G	FG-FGA	FG%	FT-FTA	FT%	PTS	AVG
2003-04	17	50-120	.417	16-30	.533	141	8.3
2004-05	28	97-234	.415	70-89	.787	315	11.3
2005-06	27	96-234	.410	30-43	.698	264	9.8
2006-07	34	183-427	.429	77-117	.658	533	15.7
Totals	106	426-1,015	.419	193-279	.692	1,253	11.8



13

David Miller

Forward

6-5 ▶ 220
Lancaster, TX ▶ (Lancaster HS)

Season	G	FG-FGA	FG%	FT-FTA	FT%	PTS	AVG
1994-95	27	104-210	.495	54-106	.509	263	9.7
1995-96	28	131-266	.492	91-159	.582	355	12.7
1996-97	26	100-223	.448	67-106	.632	270	10.4
1997-98	26	114-291	.392	72-101	.713	319	12.3
Totals	107	449-990	.453	284-472	.601	1,207	11.3

14

Willie Davis

Forward

6-7 ▶ 210
Fort Worth, TX ▶ (Trimble Tech HS)

Season	G	FG-FGA	FG%	FT-FTA	FT%	PTS	AVG
1964-65	26	137-319	.429	146-224	.652	420	16.2
1965-66	16	101-206	.490	76-115	.661	278	17.4
1966-67	25	99-245	.404	70-114	.614	268	10.7
1967-68	9	72-135	.533	56-79	.709	200	22.2
Totals	76	409-905	.452	348-532	.654	1,166	15.3

15

Jim Mudd

Forward

6-7 ▶ 195
Freeburg, IL ▶ (Moberly JC)

Season	G	FG-FGA	FG%	FT-FTA	FT%	PTS	AVG
1958-59	24	194-489	.396	126-193	.650	514	21.4
1959-60	24	212-576	.368	181-260	.700	605	25.2
Totals	48	406-1065	.381	307-453	.678	1,119	23.3

16

Joe Hamilton

Guard

5-10 ▶ 155
Lexington, KY ▶ (Christian College of SW)

Season	G	FG-FGA	FG%	FT-FTA	FT%	PTS	AVG
1968-69	25	209-451	.463	93-112	.830	511	20.4
1969-70	26	226-541	.418	129-160	.806	581	22.3
Totals	51	435-992	.439	222-272	.816	1,092	21.4

17

Joe Manning

Guard

6-3 ▶ 170
Pontiac, MI ▶ (Oklahoma City Univ.)

Season	G	FG-FGA	FG%	FT-FTA	FT%	PTS	AVG
1977-78	28	165-375	.440	61-72	.847	391	14.0
1978-79	27	305-612	.498	89-112	.795	699	25.9
Totals	55	470-987	.476	150-184	.815	1,090	19.8

18

Deon Hunter

Guard

5-9 ▶ 170
Dallas, TX ▶ (South Oak Cliff HS)

Season	G	FG-FGA	FG%	FT-FTA	FT%	PTS	AVG
1986-87	28	89-235	.379	29-53	.547	245	8.8
1987-88	26	95-262	.363	35-73	.480	267	10.3
1988-89	28	170-409	.416	102-150	.680	500	17.9
Totals	82	354-906	.390	166-276	.601	1,012	12.3

19

David Vasher

Guard

6-2 ▶ 170
Dallas, TX ▶ (Wilmer-Hutchins HS)

Season	G	FG-FGA	FG%	FT-FTA	FT%	PTS	AVG
1978-79	24	53-130	.408	22-34	.647	128	5.3
1979-80	26	83-185	.449	23-37	.622	189	7.3
1980-81	25	137-284	.482	32-49	.653	306	12.2
1981-82	27	173-360	.481	33-50	.660	379	14.0
Totals	102	446-959	.465	110-170	.647	1,002	9.8



RECORDS

↳ career scoring club

20 RUBIN RUSSELL 6-2, 170, G, Ft. Worth, TX (Terrell HS)

Years	G	FG-FGA	FG%	FT-FTA	FT%	PTS	AVG
1965-67	50	413-935	.442	170-242	.702	996	19.9

21 DAVID BURNS 6-4, 200, F, Washington, MO (Washington HS)

Years	G	FG-FGA	FG%	FT-FTA	FT%	PTS	AVG
1962-65	74	397-883	.450	196-258	.760	990	13.4

22 DELONTE TAYLOR 6-4, 210, G, Washington D.C. (Wilson HS)

Years	G	FG-FGA	FG%	FT-FTA	FT%	PTS	AVG
1980-82	54	396-854	.463	176-235	.749	968	17.9

23 PAT KELLEY

Years	G	FG-FGA	FG%	FT-FTA	FT%	PTS	AVG
1950-53	70	316-NA	NA	322-585	.550	954	13.6

24 GEORGE ODUFUWA 6-8, 240, F, Dallas, TX (Arizona State)

Years	G	FG-FGA	FG%	FT-FTA	FT%	PTS	AVG
2009-11	97	343-631	.544	246-390	.631	932	9.6

25 BOBBY IVERSON 6-6, 205, F, Tulsa, OK (Webster HS)

Years	G	FG-FGA	FG%	FT-FTA	FT%	PTS	AVG
1972-74	51	380-757	.502	171-237	.722	931	18.3

26 CREST WHITAKER 6-2, 180, G, Jacksonville, IL (S. Illinois)

Years	G	FG-FGA	FG%	FT-FTA	FT%	PTS	AVG
1968-70	48	357-760	.470	196-271	.723	910	19.0

27 QUINCY WILLIAMS 6-8, 230, F, Forest Park, OK (Carl Albert HS)

Years	G	FG-FGA	FG%	FT-FTA	FT%	PTS	AVG
2004-08	120	355-718	.494	197-323	.609	909	7.57

28 TERRY BAILEY 6-8, 230, F, Crandall, TX (Henderson Co. JC)

Years	G	FG-FGA	FG%	FT-FTA	FT%	PTS	AVG
1974-76	52	364-626	.581	179-252	.710	907	17.4

29 AL SHUMATE 6-5, 200, F, Los Angeles, CA (Hamilton HS)

Years	G	FG-FGA	FG%	FT-FTA	FT%	PTS	AVG
1969-71	51	345-678	.509	210-329	.638	900	17.6

30 WAYMOND LISTER 6-3, 185, G, Dallas, TX (South Oak Cliff HS)

Years	G	FG-FGA	FG%	FT-FTA	FT%	PTS	AVG
1975-79	106	394-898	.439	101-170	.594	889	8.4

31 RONNIE MORGAN 6-8, 255, C, Dallas, TX (South Oak Cliff HS)

Years	G	FG-FGA	FG%	FT-FTA	FT%	PTS	AVG
1987-90	58	356-681	.523	176-307	.573	888	15.3

↳ 700-Point Season

Player	Games	Points	Avg.
Kenneth Lyons (1982-83)	30	728	24.3

↳ 600-Point Seasons

Jon Manning (1978-79)	27	699	25.9
Chris Davis (2001-02)	29	653	22.5
Donnell Hayden (1990-91)	28	627	22.4
Jim Mudd (1959-60)	24	605	25.2
Tony Worrell (1987-88)	30	605	20.2
Jesse Ratliff (1992-93)	26	601	23.1

↳ 500-Point Seasons

Tristan Thompson (2010-11)	33	593	18.0
Kenneth Lyons (1981-82)	27	587	21.7
Chris Davis (1999-2000)	27	587	21.7
Joe Hamilton (1969-70)	26	581	22.3
Jesse Ratliff (1993-94)	29	570	19.7
Tony Worrell (1986-87)	28	559	20.0
Jesse Ratliff (1991-92)	29	559	19.3
Bobby Iverson (1973-74)	26	548	21.1
Rubin Russell (1966-67)	25	539	21.6
Calvin Watson (2006-07)	34	533	15.7
Fred Hopkins (1954-55)	24	516	21.5
Jim Mudd (1958-59)	24	514	21.4
Joe Hamilton (1968-69)	25	511	20.4
Leonard Hopkins (2004-05)	28	508	18.1
John Savage (1961-62)	26	506	19.5
Chris Davis (2000-01)	28	504	18.0
Terry Bailey (1975-76)	26	501	19.3
Crest Whitaker (1968-69)	25	500	20.0
Deon Hunter (1988-89)	28	500	17.9

↳ 400-Point Seasons

Kenneth Lyons (1980-81)	27	498	18.4
Delonte Taylor (1980-81)	27	498	18.1
Fred Mitchell (1976-77)	27	497	18.4
Chris Davis (2002-03)	26	494	19.0
Al Shumate (1969-70)	25	494	19.8
Deginald Erskin (1999-00)	26	491	18.9
Fred Hopkins (1955-56)	21	489	23.3
Josh White (2009-10)	33	479	14.5
Tristan Thompson (2009-10)	33	478	14.5
Kenneth Lyons (1979-80)	27	478	17.7
Delonte Taylor (1981-82)	27	478	17.7
John Savage (1962-63)	24	475	19.8
Fred Mitchell (1977-78)	28	470	16.8
Kendrick Davis (2005-06)	28	469	16.8
Melvin Davis (1976-77)	27	466	17.3
Ardie Dixon (1961-62)	26	458	17.6
Rubin Russell (1965-66)	25	457	18.3
Ronnie Morgan (1987-88)	30	447	14.9
John Savage (1963-64)	24	442	18.3
Fred Mitchell (1975-76)	26	439	16.9
Bennie Rutherford (1949-50)	26	438	16.8
Stan Blackmon (1973-74)	26	434	16.7
Lee Winfield (1967-68)	26	429	16.6
Waymond Lister (1978-79)	27	428	15.9
Josh White (2010-11)	32	424	13.3
Willie Davis (1964-65)	26	420	16.2
Michael Sturns (2006-07)	34	411	12.1
Crest Whitaker (1969-70)	23	410	17.8
John Moody (1972-73)	25	410	16.4
Al Shumate (1969-70)	26	406	15.6
Terry Bailey (1974-75)	26	406	15.6
Josh White (2007-08)	29	404	13.9
Vincente Green (1984-85)	28	403	14.4
Jesse Ratliff (1990-91)	30	400	13.3



↳ Points

Game 47 - Kenneth Lyons (vs. Louisiana Tech, 3/10/83)
Season 728 - Kenneth Lyons (728, 24.3 avg.)
Career 2,291 - Kenneth Lyons (1979-83, 20.6 avg.)

↳ Field Goals

Game 18 - Rubin Russell (vs. Bradley, 2/10/66)
 18 - Stan Blackmon (vs. Chicago St., 1/14/74)
Season 305 - Jon Manning (1978-79)
Career 905 - Kenneth Lyons (1979-83)

↳ Field Goal Attempts

Game 32 - Jon Manning (vs. Baylor, 12/4/78)
Season 612 - Jon Manning (1978-79)
Career 1,825 - Chris Davis (1999-03)

↳ Field Goal Percentage

Game 1.000 - David Miller (10-10 vs. Sam Houston St., 1/28/95)
 1.000 - Adam McCoy (8-8 vs. Arkansas State, 3/05/08)
 1.000 - George Odufuwa (7-7 vs. UALR, 2/20/10)
 1.000 - Tristan Thompson (6-6 vs. Sam Houston State, 12/3/08)
 1.000 - Quincy Williams (6-6 vs. Louisiana-Monroe, 3/04/07)
 1.000 - Quincy Williams (6-6 vs. Nicholls State, 12/09/06)
 1.000 - Justin Howerton (6-6 vs. Angelo State, 12/19/05)
Season .628 - Lowell Myrie (1990-91)
Career .585 - John Horrocks (1981-83)

↳ 3-Point Field Goals

Game 8 - Joe Ervin (vs. Arkansas, 12/30/98)
 8 - Chad Elstun (vs. Nicholls St., 2/3/94)
 8 - Tony Worrell (vs. St. Mary's, 12/23/86)
 8 - Ray Schufford (vs. Sam Houston St., 2/22/90)
Season 90 - Calvin Watson (2006-07)
Career 208 - Calvin Watson (2003-07)

↳ 3-Point Field Goal Attempts

Game 17 - Joe Ervin (vs. Long Beach St., 1/16/99)
Season 229 - Chris Davis (1999-00)
Career 613 - Chris Davis (1999-03)

↳ 3-Point Field Goal Percentage

Game 1.000 - Jacob Holmen (vs. Arkansas State, 3/5/12; 5-5)
 1.000 - Dominique Johnson (vs. Arkansas State, 1/22/11; 5-5)
 1.000 - Adam McCoy (vs. Arkansas State, 3/05/08; 5-5)
 1.000 - Leonard Hopkins (vs. Weber St., 12/6/02; 5-5)
Season .458 - Josh White (2007-08; 123-145)
Career .431 - George King (1993-96)

↳ Free Throws

Game 20 - Tristan Thompson (vs. Florida Atlantic, 3/6/11)
Season 211 - Tristan Thompson (2010-11)
Career 541 - Chris Davis (1999-03)

↳ Free Throw Attempts

Game 22 - Jermaine Green (vs. South Alabama, 2/9/02)
Season 275 - Fred Hopkins (1954-55)
Career 821 - Fred Hopkins (1952-56)

↳ Free Throw Percentage

Game 1.000 - Tristan Thompson (vs. Florida Atlantic, 3/6/11; 20-20)
 1.000 - Tristan Thompson (vs. Louisiana-Lafayette, 2/7/09; 13-13)
 1.000 - Dexter Tennell (vs. New Mexico St., 2/20/99; 13-13)
 1.000 - Josh White (vs. Oklahoma St., 11/17/08; 10-10)
 1.000 - Michael Sturns (vs. Texas State, 11/25/06; 10-10)
 1.000 - Tristan Thompson (vs. Kansas State, 3/18/10; 10-10)
Season .906 - Josh White (2008-09; 96-106)
Career .871 - Garland Bailey (1963-64; 189-209)

↳ Rebounds

Game 29 - Ken Williams (vs. Lamar, 1/18/78)
Season 411 - Ken Williams (1977-78)
Career 1,095 - Ken Williams (1974-78)

↳ Assists

Game 19 - Pat Hicks (vs. Loyola Marymount, 12/22/81)
Season 208 - Walter Johnson (1976-77)
Career 526 - Pat Hicks (1979-83)

↳ Blocked Shots

Game 8 - Shawnson Johnson (vs. New Orleans, 3/7/04)
 8 - Jason Miller (vs. New Mexico St., 1/24/01)
Season 70 - Tony Mitchell (2011-12)
Career 119 - Jeffrey Simpson (2004-06)

↳ Steals

Game 9 - Donnell Hayden (vs. Texas Southern, 12/3/90)
Season 86 - Donnell Hayden (1990-91)
Career 151 - Jesse Ratliff (1990-94)



RECORDS

↳ single-game records

↳ Scoring

- 47 Kenneth Lyons vs. Louisiana Tech, 3/10/83
- 45 Jesse Ratliff vs. UT-San Antonio, 2/24/94
- 44 Jim Mudd, vs. Hardin Simmons, 1/25/60
-Donnell Hayden vs. Nicholls State, 12/5/90
- 41 Stan Blackmon vs. Chicago State, 1/16/74
- Jon Manning vs. Baylor, 12/4/78
- Garland Bailey vs. Cincinnati, 2/29/94
- 40 Fred Hopkins vs. Trinity, 2/20/56
- Jim Mudd vs. Tulsa, 2/16/59
- Rubin Russell vs. Louisville, 2/19/66
- Jesse Ratliff vs. Nicholls State, 1/25/92
- Adam Smith vs. Texas-San Antonio, 3/4/95
- Deginald Erskin vs. Nevada, 2/25/99
- 39 Jon Manning vs. West Texas St., 12/13/78
- 38 Rubin Russell vs. Bradley, 2/10/66
- Kenneth Lyons vs. Samford, 12/28/82
- Jesse Ratliff vs. South Alabama, 12/12/92
- 37 Jim Mudd vs. West Texas State, 2/18/59
- Rubin Russell vs. Bradley, 2/24/66
- Jon Manning vs. Centenary, 1/15/79
- Jesse Ratliff vs. Northwestern State, 2/8/93
- Chris Davis vs. UL Lafayette, 2/22/01
- 36 Jim Mudd vs. Wichita State, 2/1/60
- John Savage vs. Bradley, 1/5/63
- Crest Whitaker vs. Drake, 1/30/69
- John Moody vs. NE Louisiana, 12/29/72
- Earl King vs. Bradley, 2/18/75
- Delonte Taylor vs. Loyola Mary., 12/22/81
- Wendall Williams vs. NW State, 2/25/89
- Donnell Hayden vs. Alcorn State, 11/27/90
- Donnell Hayden vs. Hawaii, 12/21/90
- Tristan Thompson vs. Florida Atlantic, 3/6/11
- 35 Carl Miller vs. Tulsa, 2/25/65
- Joe Hamilton vs. Denver, 12/17/68
- Joe Hamilton vs. Tulsa, 1/27/70
- Glenroy Ferguson vs. TCU, 12/3/86
- Tony Worrell vs. Alcorn State, 1/3/87
- Jesse Ratliff vs. Texas Tech, 1/6/93
- Adam Smith vs. E. Texas Baptist, 12/18/94
- Deginald Erskin vs. Utah State, 2/27/99
- Chris Davis vs. Wyoming, 1/8/00
- Josh White vs. UT Arlington, 11/18/09
- 34 Joe Hamilton vs. Wyoming, 12/6/69
- Al Shumate vs. Nicholls State, 1/11/71
- Fred Mitchell vs. SMU, 1/22/77
- Jon Manning vs. Portland State, 2/5/79
- Kenneth Lyons vs. UT Arlington, 1/15/83
- Jesse Ratliff vs. Texas Tech, 12/4/92
- Jesse Ratliff vs. NE Louisiana, 3/5/94
- Adam Smith vs. SW Texas State, 2/26/94
- Collin Dennis vs. Troy, 2/16/08
- Tony Mitchell vs. South Alabama, 1/5/12
- 33 Fred Hopkins vs. Trinity, 1/29/55
- Ardie Dixon vs. Air Force, 12/16/1961
- Carl Jones vs. Baylor, 12/9/75
- Melvin Davis vs. UT Arlington, 1/21/78
- Donnell Hayden vs. LBSU, 11/24/90
- Jason Miller vs. A&M-Kingsville, 12/19/00
- 32 Chris Davis vs. Florida Int'l, 3/1/02
- Chris Davis vs. Houston, 12/2/01
- Chris Davis vs. Nevada, 2/5/00
- Pat Kelley vs. Midwestern, 2/7/52
- Dave Burns vs. Bradley, 2/15/64
- Tony Worrell vs. SW Louisiana, 1/31/87
- Rubin Russell vs. Cincinnati, 2/18/67
- Joe Hamilton vs. Memphis, 2/14/70
- Bobby Iverson vs. Tulsa, 1/19/74
- Bobby Iverson vs. Wayland Baptist, 12/8/73
- Terry Bailey vs. SMU, 1/20/76
- Josh White vs. Texas Tech, 11/16/10
- 31 Willie Davis vs. Louisville, 2/13/68
- Joe Hamilton vs. Drake, 1/30/69
- Earl King vs. Niagara, 12/26/74

- Jon Manning vs. Illinois State, 2/22/79
- Kenneth Lyons vs. Lamar, 1981/82
- Kenneth Lyons vs. UT Arlington, 2/10/83
- Ardie Dixon vs. St. Louis, 1/11/62
- Fred McDade vs. Oral Roberts, 2/26/83
- Tony Worrell vs. St. Mary's, 12/23/86
- Tony Worrell vs. Nevada, 12/29/86
-Donnell Hayden vs. Texas Southern, 12/3/90
- Jesse Ratliff vs. South Alabama, 12/17/91
-Jesse Ratliff vs. Northeast Louisiana, 2/1/92
- Dyalan Beamon vs. Nevada, 12/21/92
- Chris Jones vs. Texas Tech, 11/16/11
- 30 Dave Burns vs. Oklahoma City, 1/11/64
- Ephriam McDaniel vs. S. Miss., 12/4/71
- Al Shumate vs. Northeast Louisiana, 2/22/71
- Bobby Iverson vs. TCU, 12/4/73
- Kenneth Lyons vs. Southwestern, 11/27/81
- Fred Mitchell vs. TCU, 12/11/76
- Tony Worrell vs. Alcorn State, 1/14/88
- Deon Hunter vs. McNeese State, 2/2/89
- Jesse Ratliff vs. Northwestern State, 1/2/93
- Jesse Ratliff vs. SMU, 12/7/93
- George King vs. Nicholls State, 2/3/94
- Deginald Erskin vs. Idaho, 2/12/00
- Chris Davis vs. Western Kentucky, 2/8/03
- Collin Dennis vs. Arkansas State, 1/10/08
- Tristan Thompson vs. ULM, 1/20/11
- Tony Mitchell vs. Denver, 1/21/12

↳ Field Goals

- 18 Rubin Russell vs. Bradley, 2/10/66
- 18 Stan Blackmon vs. Chicago State, 1/14/74
- 18Donnell Hayden vs. Nicholls State, 12/5/90
- 17 Jim Mudd vs. Hardin-Simmons, 1/23/60
- 17 John Savage vs. Bradley, 1/15/63
- 17 Jon Manning vs. Baylor, 1/14/78
- 17 Jon Manning vs. Portland State, 2/5/79
- 17 Delonte Taylor vs. Loyola Mary., 1/22/81
- 17Kenneth Lyons vs. Louisiana Tech, 3/10/83

↳ 3-Point Field Goals

- 8 Tony Worrell vs. St. Mary's, 12/23/86
- 8Ray Schufford vs. Sam Houston St., 2/22/90
- 8 Chad Elstun vs. Nicholls St., 2/3/94
- 8 Joe Ervin vs. Arkansas, 12/30/98
- 7 Jesse Ratliff vs. NW Louisiana, 2/8/90
- 7 George King vs. Alabama, 12/2/95
- 7Chad Elstun vs. Mary Hardin-Baylor, 11/25/96
- 7 Robert Washington vs. UAB, 12/4/97
- 7 Chris Davis vs. Nevada, 2/5/00
- 6 Pooh Davis vs. UC Irvine, 1/8/98
- 6 Joe Ervin vs. Long Beach St., 1/16/99
- 6 Jerome Rogers vs. SMU, 11/29/02
- 6Calvin Watson vs. UT-Pan American, 12/11/04
- 6Kendrick Davis vs. Troy, 1/26/06
- 6Calvin Watson vs. Troy, 2/23/06
- 6Kendrick Davis vs. Troy, 2/23/06
- 6Calvin Watson vs. Florida Atlantic, 1/20/07
- 6Calvin Watson vs. Arkansas State, 2/22/07
- 6Kendrick Davis vs. Louisiana-Lafayette, 2/28/07
- 6Calvin Watson vs. Arkansas State, 3/06/07
- 6 Josh White vs. Texas, 12/05/07
- 6 Collin Dennis vs. Arkansas State, 2/23/08
- 6Tristan Thompson vs. FIU, 12/20/09
- 6Tristan Thompson vs. UALR, 12/31/09
- 6Dominique Johnson vs. Henderson State, 11/12/10
- 6Tristan Thompson vs. Texas State, 11/27/10

↳ Free Throws

- 20 Tristan Thompson vs. Florida Atlantic, 3/6/11
- 19 Jackie Pierce vs. Hardin Simmons, 1/31/57
- 17 Fred Hopkins vs. Austin College, 1/6/56
- 16 Jim Mudd vs. Wichita State, 2/1/56
- 16 Pat Kelley vs. Southern Mississippi, 2/13/54
- 16 Jesse Ratliff vs. Nicholls State, 1/25/92
- 15 Jim Mudd vs. West Texas State, 1/18/59
- 15Kenneth Lyons vs. Louisiana Tech, 3/10/83
- 15 Jermaine Green vs. South Alabama, 2/9/02
- 15 Josh White vs. UT Arlington, 11/18/09
- 14 Willie Davis vs. Trinity, 12/4/54
- 14 Tom Hooper vs. Tinity, 1/8/55
- 14 Fred Hopkins vs. Austin College, 2/21/55
- 14 Fred Mitchell vs. Creighton, 1/12/75

↳ Rebounds

- 29 Ken Williams vs. Lamar, 1/18/78
- 26 Willie Davis vs. Oklahoma City, 1/20/65
- 25 Ken Williams vs. Texas-Arlington, 1/12/77
- 24 George Odufuwa vs. Cameron, 11/13/09
- 22 Willie Davis vs. Louisville, 2/6/65
- 22 Ronnie Morgan vs. S. Mississippi, 1/19/87
- 22 Jesse Ratliff vs. Nicholls State, 1/25/92
- 22 Thomas Gipson vs. SW Texas St., 2/10/92
- 21 Al Shumate vs. UNLV, 1/22/69
- 21 Stan Blackmon vs. SMU, 1/9/74
- 21 Ken Williams vs. Texas-Arlington, 1/21/78
- 21 Shawnson Johnson vs. New Orleans, 3/7/04
- 21 Tony Mitchell vs. Florida Atlantic, 2/11/12
- 20 Jim Mudd vs. Oklahoma City, 12/15/59
- 19 Quincy Williams vs. Indiana State, 11/17/07
- 19 Wendell Williams vs. NE Louisiana, 2/23/89
- 19 Ronnie Morgan vs. Nebraska, 12/2/88
- 18 Kenneth Lyons vs. Pan American, 1/24/80
- 18 Javan Dupree vs. S. Mississippi, 11/25/83
- 18Charles Washington vs. Alabama, 11/18/97
- 18 George Odufuwa vs. Troy, 1/29/09
- 17 Jim Mudd vs. McMurry, 12/6/58
- 17 Ardie Dixon vs. West Texas State, 12/17/60
- 17 Ardie Dixon vs. Oklahoma City, 2/13/61
- 17 Doug Schindler vs. S. Houston St., 1/28/89
- 17 Thomas Gipson vs. W. Texas St., 1/16/92
- 17 Jesse Ratliff vs. UT San Antonio, 2/25/93
- 17 Charles Washington vs. Texas, 11/22/97
- 17 Eric Tramiel vs. ULM, 3/7/10
- 17 George Odufuwa vs. Troy, 3/9/10
- 17 George Odufuwa vs. UALR, 3/8/11
- 17 Tony Mitchell vs. Denver, 1/21/12
- 16 Kenneth Lyons vs. Southwestern, 11/27/81
- 16 Kenneth Lyons vs. UT Arlington, 1/15/83
- 16Wendell Williams vs. NE Louisiana, 1/21/89
- 16 Jesse Ratliff vs. South Alabama, 12/12/92
- 16 Jesse Ratliff vs. Sam Houston St., 2/18/93
- 16 George Odufuwa vs. Rice, 11/23/10
- 16 George Odufuwa vs. Arkansas State, 1/22/11

↳ Blocked Shots

- 8 Jason Miller vs. New Mexico St., 1/24/01
- 8Shawnson Johnson vs. New Orleans, 3/7/04
- 7 Deginald Erskin vs. Arkansas, 12/30/98
- 7Jeffrey Simpson vs. Middle Tenn., 2/09/06
- 6Jeffrey Simpson vs. New Mexico St., 1/8/05
- 6 Jeffrey Simpson vs. New Orleans, 1/27/05
- 6 Tony Mitchell vs. Arkansas State, 1/28/12
- 6 Tony Mitchell vs. Florida Atlantic, 2/11/12
- 6 Tony Mitchell vs. ULM, 2/16/12
- 6 Tony Mitchell vs. Louisiana-Lafayette, 3/4/12
- 5 Thomas Gipson vs. Houston, 11/30/91



- 5 Jeffrey Simpson vs. UT-Pan American, 2/15/06
- 5 Jeffrey Simpson vs. UT-Permian Basin, 12/28/05
- 4 Thomas Gipson vs. Baylor, 12/30/91
- 4 Thomas Gipson vs. UTSA, 3/2/92
- 4 Brandon Gilbert vs. N. Mexico St., 1/26/00
- 4 Jason Miller vs. New Orleans, 2/14/01
- 4 Jeffrey Simpson vs. Chattanooga, 12/29/04
- 4 Jeffrey Simpson vs. Denver, 1/13/05
- 4 Jeffrey Simpson vs. UL Lafayette, 2/19/05
- 4 Rich Young vs. Nicholls State, 12/9/06
- 4 Quincy Williams vs. Denver, 12/30/06
- 4 Quincy Williams vs. Arkansas State, 1/10/08
- 4 Kedrick Hogans vs. Oklahoma St., 11/17/08
- 4 Eric Tramiel vs. Sam Houston St., 11/20/08
- 4 George Odufuwa vs. FIU, 12/20/09
- 4 Kedrick Hogans vs. Rice, 11/23/10

↳ Steals

- 9 Donnell Hayden vs. Tx. Southern, 12/3/90
- 9 Pat Nash vs. South Alabama, 12/17/91
- 6 Kevie Gulley vs. Northwestern St., 3/6/90
- 6 Donnell Hayden vs. Alcorn St., 11/27/90
- 6 Jesse Ratliff vs. SW Texas St., 2/7/91
- 6 Pat Nash vs. Baylor, 12/30/91
- 6 Eric Jackson vs. Sam Houston St., 1/23/93
- 6 Charles Washington vs. UCSB, 2/19/98
- 6 Deginald Erskin vs. Buffalo, 12/11/99
- 6 Kenneth Mangrum vs. A&M-CC, 12/2/00
- 6 Lee Green vs. Lipscomb, 12/19/01
- 6 Jermaine Green vs. Indiana, 12/1/02
- 6 Isaac Hines vs. Arkansas St., 1/22/05

↳ Assists

- 19 Pat Hicks vs. Loyola Marymount, 12/22/81
- 16 Pat Hicks vs. Pan American, 2/27/82
- 15 Weasel Johnson vs. TCU, 12/11/76
- 13 Terence White vs. A&M-CC, 12/2/00
- 12 Deon Alexander vs. Southwestern (KS), 2/25/87
- 12 Charles Kearney vs. NW (La.) St., 2/8/93
- 12 Calvin Williams vs. Nevada, 1/30/99
- 11 Ricky Roberson vs. NE Louisiana, 3/10/88
- 11 Tom Etchison vs. NE Louisiana, 3/5/94
- 11 Calvin Williams vs. Utah St., 1/28/99
- 11 Calvin Williams vs. Wyoming, 1/8/00
- 10 Pat Hicks vs. Southern Miss., 1/24/81
- 10 Pat Nash vs. South Alabama, 12/17/91
- 10 Royce Johnson vs. SFA, 1/21/93
- 10 Jesse Ratliff vs. Sam Houston St., 2/18/93
- 10 Tom Etchison vs. NW (La.) St., 2/17/94
- 10 Calvin Williams vs. Pacific, 1/20/00
- 10 Terence White vs. Texas A&M, 11/20/00
- 10 Chris Jones vs. Troy, 12/31/11



RECORDS

↳ single-season records

↳ Points

1.	728	Kenneth Lyons	1982-83
2.	699	Jon Manning	1978-79
3.	653	Chris Davis	2001-02
4.	627	Donnell Hayden	1990-91
5.	605	Jim Mudd	1959-60
	605	Tony Worrell	1987-88
7.	601	Jesse Ratliff	1992-93
8.	593	Tristan Thompson	2010-11
9.	587	Chris Davis	1999-00
	587	Kenneth Lyons	1981-82

↳ Scoring Average

1.	25.9	Jon Manning	1978-79
2.	25.2	Jim Mudd	1959-60
3.	24.3	Kenneth Lyons	1982-83
4.	23.3	Fred Hopkins	1955-56
5.	23.1	Jesse Ratliff	1992-93
6.	22.5	Chris Davis	2001-02
7.	22.4	Donnell Hayden	1990-91
8.	22.3	Joe Hamilton	1969-70
9.	21.7	Chris Davis	1999-00
	21.7	Kenneth Lyons	1981-82

↳ Field Goals

1.	305	Jon Manning	1978-79
2.	282	Kenneth Lyons	1982-83
3.	232	Kenneth Lyons	1981-82
4.	226	Joe Hamilton	1969-70
5.	224	Rubin Russell	1966-67
	224	Donnell Hayden	1966-67
7.	218	Bobby Iverson	1973-74
8.	217	Chris Davis	2001-02
9.	214	Fred Mitchell	1976-77
10.	212	Jim Mudd	1959-60

↳ Field Goal Percentage

1.	.628	Lowell Myrie	1990-91
2.	.622	Will Smith	2003-04
3.	.618	John Horrocks	1982-83
4.	.614	Justin Barnett	2004-05
5.	.606	Keenan DeBose	1985-86
6.	.604	George Odufuwa	2009-10
7.	.596	Terry Bailey	1975-76
8.	.595	Shawnson Johnson	2003-04
9.	.590	Will Smith	2002-03
10.	.579	Eric Tramiel	2008-09

↳ Three-Point Field Goals

1.	90	Calvin Watson	2006-07
2.	80	Chad Elstun	1996-97
3.	77	Chris Davis	1999-00
4.	69	Ray Schufford	1989-90
5.	68	George King	1993-94
6.	66	Tristan Thompson	2010-11
7.	64	Donnell Hayden	1990-91
8.	62	George King	1995-96
9.	61	Tristan Thompson	2009-10
10.	60	Jesse Ratliff	1992-93
	60	Kendrick Davis	2005-06

↳ Three-Point Attempts

1.	229	Chris Davis	1999-00
2.	227	Calvin Watson	2006-07
3.	216	Donnell Hayden	1990-91
4.	193	Chad Elstun	1996-97
5.	186	Ray Schufford	1989-90
6.	179	Tom Etchison	1993-94
7.	178	Jesse Ratliff	1992-93
8.	176	Deon Hunter	1988-89
9.	172	Kendrick Davis	2005-06
10.	158	Tristan Thompson	2010-11

↳ Three-Point Percentage

1.	.458	Josh White	2007-08
2.	.453	George King	1995-96
3.	.444	Brandon Gilbert	1999-00
	.444	George King	1993-94
5.	.439	Tony Mitchell	2011-12
6.	.438	Dez Willingham	2007-08
7.	.434	Jerome Rogers	2001-02
8.	.431	Adam McCoy	2008-09
9.	.427	Isaac Hines	2005-06
10.	.423	Eric Jackson	1992-93

↳ Free Throws

1.	211	Tristan Thompson	2010-11
2.	181	Jim Mudd	1959-60
3.	173	Chris Davis	2001-02
4.	169	Fred Hopkins	1955-56
5.	164	Kenneth Lyons	1982-83
6.	160	Fred Hopkins	1954-55
7.	155	Adam Smith	1994-95
8.	153	Chris Davis	2002-03
9.	152	Josh White	2009-10
10.	151	Leonard Hopkins	2004-05

↳ Free Throw Attempts

1.	275	Fred Hopkins	1954-55
2.	262	Fred Hopkins	1955-56
3.	260	Jim Mudd	1959-60
4.	253	Tristan Thompson	2010-11
5.	229	Kenneth Lyons	1982-83
6.	228	Chris Davis	2001-02
7.	224	Willie Davis	1964-65
8.	212	Jesse Ratliff	1993-94
9.	210	Tony Worrell	1987-88
10.	205	Jesse Ratliff	1991-92

↳ Free Throw Percentage

1.	90.6	Josh White (96-106)	2008-09
2.	87.2	Garland Bailey (136-156)	1963-64
3.	86.8	Garland Bailey (46-53)	1962-63
4.	86.7	Travis Schofield (52-60)	1997-98
5.	85.8	Leonard Hopkins (151-176)	2004-05
6.	85.7	Dominique Johnson (78-91)	2010-11
7.	84.8	Josh White (123-145)	2007-08
8.	84.7	Jon Manning (61-72)	1978-79
9.	84.4	Josh White (114-135)	2010-11
10.	84.1	Tom Etchison (53-63)	1994-95

↳ Rebounds

1.	411	Ken Williams	1977-78
2.	353	George Odufuwa	2009-10
3.	345	Ken Williams	1976-77
4.	333	George Odufuwa	2010-11
5.	331	Willie Davis	1964-65
6.	305	Ronnie Morgan	1987-88
7.	295	Stan Blackmon	1973-74
8.	287	Melvin Davis	1976-77
9.	285	John Savage	1961-62
10.	284	Jim Mudd	1958-59

↳ Assists

1.	208	Walter Johnson	1976-77
2.	171	Pat Hicks	1982-83
3.	156	Pat Hicks	1981-82
4.	154	Pat Hicks	1980-81
5.	142	Walter Johnson	1975-76
	142	Deon Alexander	1986-87
7.	137	Calvin Williams	1998-99
8.	124	Donnell Hayden	1990-91
9.	120	Dominique Johnson	2008-09
10.	116	Josh White	2009-10

↳ Blocked Shots

1.	70	Tony Mitchell	2011-12
2.	69	Shawnson Johnson	2003-04
3.	68	Jeffrey Simpson	2005-06
4.	53	Thomas Gipson	1991-92
5.	51	Jeffrey Simpson	2004-05
6.	40	Jason Miller	2000-01
7.	38	Wendell Williams	1988-89
	38	Quincy Williams	2006-07
9.	33	Chuck Thrash	1997-98
	33	Rich Young	2006-07

↳ Steals

1.	86	Donnell Hayden	1990-91
2.	84	John Horrocks	1981-82
3.	63	Ricky Robertson	1988-89
	63	Pat Nash	1991-92
5.	60	Isaac Hines	2004-05
6.	56	Deon Alexander	1986-87
	56	Charles Washington	1997-98
8.	52	Isaac Hines	2005-06
9.	51	Calvin Williams	1999-00
10.	48	Tony Worrell	1987-88



↳ Scoring

1.	2,291	Kenneth Lyons	1979-83
2.	2,254	Chris Davis	1999-03
3.	2,130	Jesse Ratliff	1990-94
4.	1,668	Josh White	2008-11
5.	1,629	Tristan Thompson	2008-11
6.	1,538	Fred Mitchell	1974-78
7.	1,535	Fred Hopkins	1952-56
8.	1,516	Tony Worrell	1984-88
9.	1,423	John Savage	1961-64
10.	1,340	Leonard Hopkins	2002-05

↳ Scoring Average

1.	23.3	Jim Mudd	1958-60
2.	22.4	Donnell Hayden	1990-91
3.	21.4	Joe Hamilton	1968-70
4.	20.6	Kenneth Lyons	1979-83
5.	20.1	Chris Davis	1999-03
6.	19.9	Rubin Russell	1965-67
7.	19.8	Jon Manning	1977-79
8.	19.2	John Savage	1961-64
9.	19.0	Crest Whitaker	1968-70
10.	18.3	Bobby Iverson	1972-74
	18.3	Jesse Ratliff	1990-94

↳ Field Goal Percentage

1.	.585	John Horrocks	1981-83
2.	.581	Terry Bailey	1974-76
3.	.570	Will Smith	2000-04
4.	.561	Eric Tramiel	2008-10
5.	.559	Adam Smith	1993-95
6.	.555	Jeffrey Simpson	2004-06
7.	.554	Sean Riley	1995-97
8.	.544	George Odufuwa	2008-Pr.
9.	.543	Keith Wooden	2006-08
10.	.540	Keenan DuBose	1985-87

↳ Field Goals

1.	905	Kenneth Lyons	1979-83
2.	769	Jesse Ratliff	1990-94
3.	762	Chris Davis	1999-03
4.	643	Fred Mitchell	1974-78
5.	552	John Savage	1961-64
6.	550	Melvin Davis	1974-78
7.	532	Tony Worrell	1984-88
8.	521	Fred Hopkins	1952-56
9.	499	Josh White	2008-11
10.	470	John Manning	1977-79

↳ Free Throws

1.	541	Chris Davis	1999-03
2.	520	Tristan Thompson	2008-11
3.	497	Jesse Ratliff	1990-94
4.	493	Fred Hopkins	1952-56
5.	485	Josh White	2008-11
6.	481	Kenneth Lyons	1979-83
7.	376	Leonard Hopkins	2004-05
8.	371	Josh White	2007-Pr.
9.	360	Tony Worrell	1984-88
10.	348	Willie Davis	1984-88

↳ Free Throw Attempts

1.	958	Chris Davis	1999-03
2.	821	Fred Hopkins	1952-56
3.	709	Jesse Ratliff	1990-94
4.	708	Kenneth Lyons	1979-83
5.	637	Tristan Thompson	2008-11
6.	582	Pat Kelley	1950-53
7.	571	Josh White	2008-11
8.	532	Willie Davis	1964-68
9.	530	Tony Worrell	1984-88
10.	477	John Savage	1961-64

↳ Free Throw Percentage

1.	87.09	Garland Bailey	1963-64
2.	84.94	Josh White	2008-11
3.	84.43	Dominique Johnson	2009-11
4.	82.38	Leonard Hopkins	2002-05
5.	81.91	Tom Etchison	1994-95
6.	81.63	Tristan Thompson	2008-11
7.	81.62	Joe Hamilton	1969-70
8.	81.52	Jon Manning	1978-79
9.	79.31	Donell Hayden	1991
10.	79.19	Cedric Carson	1991-92

↳ 3-Point Field Goals

1.	208	Calvin Watson	2003-07
2.	189	Chris Davis	1999-03
3.	188	George King	1993-96
4.	185	Josh White	2008-11
5.	183	Tristan Thompson	2008-11
6.	159	Jerome Rogers	2000-04
7.	138	Deon Hunter	1986-89
8.	136	Leonard Hopkins	2004-05
9.	132	Chad Elstun	1995-97
10.	112	Tom Etchison	1993-95

↳ 3-Point FG Attempts

1.	613	Chris Davis	1999-03
2.	549	Jerome Rogers	2000-04
3.	531	Calvin Watson	2003-07
4.	497	Josh White	2008-11
5.	462	Tristan Thompson	2008-11
6.	436	George King	1993-96
7.	430	Leonard Hopkins	2002-05
8.	405	Deon Hunter	1986-89
9.	321	Tom Etchison	1993-95
10.	320	Chad Elstun	1995-97

↳ 3-Point FG Percentage

1.	.431	George King	1993-96
2.	.413	Chad Elstun	1995-97
3.	.409	Dominique Johnson	2008-11
4.	.406	Rich Young	2005-07
5.	.396	Tristan Thompson	2008-11
6.	.391	Calvin Watson	2003-07
	.391	Adam McCoy	2007-09
8.	.377	Collin Dennis	2007-09
9.	.376	Isaac Hines	2004-06
10.	.372	Josh White	2008-11

↳ Rebounds

1.	1,095	Ken Williams	1974-78
2.	1,020	Kenneth Lyons	1979-83
3.	913	Jesse Ratliff	1990-94
4.	896	George Odufuwa	2009-11
5.	872	Melvin Davis	1974-78
6.	847	Willie Davis	1964-68
7.	812	John Savage	1961-64
8.	796	David Miller	1994-98
9.	728	Fred Mitchell	1974-78
10.	691	Quincy Williams	2004-08

↳ Assists

1.	526	Pat Hicks	1979-83
2.	350	Walter Johnson	1975-77
3.	331	Josh White	2008-11
4.	296	Chris Davis	1999-03
5.	294	Kevin Gulley	1987-90
6.	269	Furmia Nealy	1979-83
7.	262	Deon Hunter	1986-89
8.	249	Deon Alexander	1985-87
9.	248	Calvin Williams	1997-99
10.	234	Dominique Johnson	2009-11

↳ Blocked Shots

1.	119	Jeffrey Simpson	2004-06
2.	98	Quincy Williams	2004-08
3.	81	Wendell Williams	1986-89
4.	79	Kedrick Hogans	2008-Pr.
5.	76	Thomas Gipson	1990-92
6.	70	Tony Mitchell	2011-12
	70	George Odufuwa	2009-11
8.	69	Shawnson Johnson	2003-04
9.	66	Harold Stewart	2005-09
10.	60	Will Smith	2000-04

↳ Steals

1.	151	Jesse Ratliff	1990-94
2.	146	David Miller	1994-98
3.	122	Jerome Rogers	2000-04
4.	112	Isaac Hines	2004-06
5.	109	Charles Washington	1996-99
6.	108	Tony Worrell	1984-88
7.	106	Kenneth Mangrum	1998-02
8.	102	Ricky Roberson	1986-89
9.	98	Calvin Williams	1997-99
10.	94	John Horrocks	1981-83



RECORDS

↳ season-by-season leaders

↳ Scoring

Year	Player	G	FG	FGA	Pts.	Avg.
1952	Pat Kelley	23	133	103	369	16.0
1953	Pat Kelley	21	85	105	275	13.1
1954	Fred Hopkins	27	139	121	399	14.4
1955	Fred Hopkins	24	178	160	516	21.5
1956	Fred Hopkins	21	160	169	489	23.3
1957	Kenneth Hinkle	23	112	57	281	12.2
1958	Kenneth Hinkle	20	116	66	298	14.9
1959	Jim Mudd	24	194	126	514	21.4
1960	Jim Mudd	24	212	181	605	25.2
1961	Ardie Dixon	24	121	94	336	14.0
1962	John Savage	26	196	14	506	19.5
1963	John Savage	24	184	107	475	19.8
1964	John Savage	24	172	98	442	18.3
1965	Willie Davis	26	137	146	420	16.2
1966	Rubin Russell	25	189	79	457	18.3
1967	Rubin Russell	25	224	91	539	21.6
1968	Lee Winfield	26	172	85	429	16.5
1969	Joe Hamilton	25	209	93	511	20.4
1970	Joe Hamilton	26	226	129	581	22.3
1971	Al Shumate	25	189	116	494	19.8
1972	Eph McDaniel	26	140	100	380	14.6
1973	John Moody	25	185	40	410	16.4
1974	Bobby Iverson	26	218	112	548	21.1
1975	Terry Bailey	26	163	80	406	15.6
1976	Terry Bailey	26	201	99	501	19.3
1977	Fred Mitchell	27	214	69	497	18.4
1978	Fred Mitchell	28	189	92	470	16.8
1979	Jon Manning	27	305	89	699	25.9
1980	Kenneth Lyons	27	196	86	478	17.7
1981	Kenneth Lyons	27	195	108	587	21.7
1982	Kenneth Lyons	27	232	123	587	21.7
1983	Kenneth Lyons	30	282	164	728	24.3
1984	Javan Dupree	28	150	44	344	12.3
1985	Vincent Greene	28	167	69	403	14.4
1986	Keenan DeBose	14	83	30	196	14.0
1987	Tony Worrell	28	196	118	559	20.0
1988	Tony Worrell	30	205	144	605	20.2
1989	Deon Hunter	28	170	102	500	17.9
1990	Ronnie Morgan	21	133	111	330	15.7
1991	Donnell Hayden	28	224	115	627	22.4
1992	Jesse Ratliff	29	198	144	559	19.3
1993	Jesse Ratliff	26	207	127	601	23.1
1994	Jesse Ratliff	29	208	142	570	19.7
1995	Adam Smith	27	178	155	529	19.6
1996	Chris Smith	28	127	252	504	13.3
1997	Chad Elstun	26	115	287	401	12.9
1998	David Miller	26	114	291	392	12.3
1999	Deginald Erskin	26	121	257	471	12.3
2000	Chris Davis	27	203	536	587	21.7
2001	Chris Davis	28	178	442	504	18.0
2002	Chris Davis	29	217	453	653	22.5
2003	Chris Davis	26	157	367	494	19.0
2004	Leonard Hopkins	28	118	302	391	14.0
2005	Leonard Hopkins	28	156	409	508	18.1
2006	Kendrick Davis	28	159	390	469	16.8
2007	Calvin Watson	34	183	427	533	15.7
2008	Josh White	29	116	254	404	13.9
2009	Eric Tramiel	32	132	228	384	12.0
2010	Josh White	33	135	325	479	14.5
2011	Tristan Thompson	33	158	344	593	18.0
2012	Tony Mitchell	23	118	208	339	14.7

↳ Rebounds

Year	Player	G	Reb.	Avg.
1957	Stanley Airington	23	160	6.9
1959	Jim Mudd	24	284	11.9
1960	Jim Mudd	24	276	11.4
1961	Ardie Dixon	24	240	10.0
1966	Willie Davis	16	194	12.1
1967	Willie Davis	25	216	8.6
1968	Hamp Hazelton	17	134	7.9
1969	Lee Winfield	25	169	6.76
1970	Al Shumate	26	262	10.1
1971	Al Shumate	25	260	10.4
1972	Eph McDaniel	26	251	9.7
1973	Stan Blackmon	25	230	9.2
1974	Stan Blackmon	26	295	11.3
1975	Ken Williams	26	168	6.5
1976	Melvin Davis	26	247	9.5
1977	Ken Williams	27	345	12.8
1978	Ken Williams	28	411	14.7
1979	Ken Robinson	26	207	8.0
1980	Kenneth Lyons	27	257	9.5
1981	Kenneth Lyons	27	238	8.8
1982	Kenneth Lyons	27	273	10.1
1983	John Horrocks	30	255	8.5
1984	Bill Nelson	27	180	6.7
1985	Paul Meyer	27	168	6.2
1986	Paul Meyer	28	175	6.3
1987	Keenan DeBose	27	211	7.5
1988	Ronnie Morgan	30	305	10.2
1989	Wendall Williams	29	238	8.2
1990	Ronnie Morgan	21	264	12.6
1991	Jesse Ratliff	30	183	6.1
1992	Thomas Gipson	29	245	8.4
1993	Jesse Ratliff	26	269	10.3
1994	Jesse Ratliff	29	234	8.1
1995	Adam Smith	27	217	8.0
1996	David Miller	28	246	8.8
1997	David Miller	26	190	7.3
1998	Charles Washington	26	227	8.7
1999	Charles Washington	26	212	8.2
2000	Brandon Gilbert	24	151	6.3
2001	Bryan Lucas	28	210	7.5
2002	Chris Davis	29	187	6.4
2003	Chris Davis	26	186	7.2
2004	Shawson Johnson	23	128	8.4
2005	Isaac Hines	28	178	6.4
2006	Jeffrey Simpson	28	150	5.4
2007	Quincy Williams	34	240	7.1
2008	Quincy Williams	31	237	7.6
2009	Eric Tramiel	32	212	6.6
2010	George Odufuwa	33	353	10.7
2011	George Odufuwa	32	333	10.4
2012	Tony Mitchell	23	238	10.3

↳ Field Goal Percentage

Year	Player	FGM-A	Pct.
1954	Freddie Hopkins	139-287	.484
1955	Freddie Hopkins	178-348	.512
1956	Freddie Hopkins	160-294	.544
1957	Jackie Pierce	55-135	.407
1959	Bill McLaughlin	44-97	.454
1960	Tom Grissom	113-230	.491
1966	Willie Davis	101-206	.490
1967	Bill Cutter	126-240	.525
1968	Bob Taylor	41-82	.500
1969	Bob Baker	45-79	.570
1970	Al Shumate	156-295	.529
1971	Ben Sayles	130-261	.498
1972	Eph McDaniel	140-273	.513
1973	Bobby Iverson	162-315	.514
1974	Stan Blackmon	186-379	.491
1975	Terry Bailey	163-289	.564
1976	Terry Bailey	201-337	.596
1977	Melvin Davis	203-392	.518
1978	Charles McMillian	144-303	.475
1979	Ken Robinson	142-258	.550
1980	Chris Reynard	137-279	.491
1981	Kenneth Lyons	195-377	.517
1982	Kenneth Lyons	232-432	.537
1983	John Horrocks	131-212	.618
1984	Bill Nelson	122-254	.480
1985	Vincent Greene	167-356	.469
1986	Paul Meyer	105-212	.495
1987	Keenan DeBose	162-317	.511
1988	Ronnie Morgan	180-334	.539
1989	Wendall Williams	144-305	.472
1990	Ronnie Morgan	133-253	.526
1991	Lowell Myrie	76-121	.628
1992	Xavier Henton	67-126	.532
1993	Xavier Henton	100-183	.546
1994	Adam Smith	131-223	.587
1995	Adam Smith	178-320	.556
1996	Chris Smith	127-252	.504
1997	Sean Riley	100-178	.562
1998	Charles Washington	104-247	.421
1999	Deginald Erskin	121-257	.471
2000	Sam Funches	56-107	.523
2001	Will Smith	39-68	.574
2002	Will Smith	67-127	.528
2003	Will Smith	36-61	.590
2004	Will Smith	46-74	.622
2005	Justin Barnett	43-70	.614
2006	Jeffrey Simpson	123-225	.547
2007	Quincy Williams	136-236	.576
2008	Keith Wooden	100-177	.565
2009	Eric Tramiel	132-228	.579
2010	George Odufuwa	137-227	.604
2011	Kedrick Hogans	112-195	.574
2012	Tony Mitchell	118-208	.567



↳ Free Throw Percentage

Year	Player	FTM-A	Pct.
1954	James Palmer	19-27	.703
1955	Tom Hooper	111-155	.716
1956	Ken Hale	40-50	.800
1957	James King	56-75	.746
1959	Bill McLaughlin	13-16	.812
1960	Darrell Reitzel	72-94	.766
1966	Doug Reedy	45-57	.789
1967	Hamp Hazelton	53-67	.791
1968	Joe Stephens	23-29	.793
1969	Mort Fraley	22-25	.880
1970	Joe Hamilton	129-160	.806
1971	Jerry Merck	32-40	.800
1972	Mike Adams	26-31	.839
1973	Jeryl Sasser	20-24	.833
1974	Earl King	67-83	.807
1975	Earl King	81-116	.698
1976	Carl Jones	82-99	.828
1977	Fred Mitchell	69-92	.750
1978	Jon Manning	61-72	.847
1979	Al Williams	59-71	.831
1980	Al Williams	70-103	.680
1981	Delonte Taylor	86-113	.761
1982	Delonte Taylor	90-122	.738
1983	Kenneth Lyons	164-229	.716
1984	Todd Warren	27-37	.730
1985	Todd Warren	28-42	.667
1986	Glenroy Ferguson	68-90	.755
1987	Deon Alexander	42-57	.737
1988	Tim Duryea	35-44	.795
1989	Kevie Gullely	70-97	.722
1990	Kevie Gullely	46-59	.780
1991	Cedric Carson	77-93	.828
1992	Cedric Carson	41-56	.732
1992	Eric Jackson	30-41	.732
1993	Rusty Walker	21-24	.875
1994	George King	22-28	.786
1995	George King	28-32	.875
1996	Chad Elstun	28-35	.800
1997	Sean Riley	48-60	.800
1998	Travis Schofield	52-60	.867
1999	Brandon Gilbert	46-58	.793
2000	Kenneth Mangrum	20-26	.769
2001	Jeremy McFall	32-37	.865
2002	Leonard Hopkins	83-104	.798
2003	Lee Green	24-47	.889
2004	Leonard Hopkins	113-138	.819
2005	Leonard Hopkins	151-176	.858
2006	Isaac Hines	35-38	.921
2007	Kendrick Davis	47-59	.797
2008	Josh White	123-145	.848
2009	Josh White	96-106	.906
2010	Collin Mangrum	21-25	.840
2011	Dominique Johnson	78-91	.857
2012	Alzee Williams	78-99	.788

↳ Assists

Year	Player	Assists	Avg.
1974	Bobby Iverson	68	2.61
1975	Carl Jones	55	2.11
1976	Walter Johnson	142	5.46
1977	Walter Johnson	208	7.70
1978	Jon Manning	82	2.92
1979	Jon Manning	95	3.51
1980	Furmia Nealy	53	2.20
1981	Pat Hicks	154	5.70
1982	Pat Hicks	156	6.24
1983	Pat Hicks	171	5.70
1984	Lawrence Hudson	61	2.17
1985	Adrian Frazier	47	2.13
1986	Deon Alexander	107	4.11
1987	Deon Alexander	142	5.07
1988	Kevie Gullely	90	3.00
1989	Ricky Robertson	107	3.68
1990	Kevie Gullely	115	4.10
1991	Donnell Hayden	124	4.42
1992	Pat Nash	113	4.03
1993	Charles Kearney	104	4.00
1994	Tom Etchison	113	3.89
1995	Tom Etchison	113	4.18
1996	James Duncan	71	2.53
1997	T.J. Atkins	78	3.00
1998	T.J. Atkins	68	2.62
1999	Calvin Williams	137	5.30
2000	Calvin Williams	111	4.26
2001	Chris Davis	59	2.10
2002	Chris Davis	74	2.55
2003	Chris Davis	77	2.96
2004	Jerome Rogers	69	2.46
2005	Isaac Hines	104	3.71
2006	K. Davis/L. Brown/I. Hines	68	2.43
2007	Ben Bell	105	3.09
2008	Ben Bell	105	3.39
2009	Dominique Johnson	120	3.75
2010	Josh White	116	3.52
2011	Dominique Johnson	105	3.18
2012	Chris Jones	81	4.26

↳ Blocked Shots

Year	Player	Blocks	Avg.
1982	Kenneth Lyons	17	0.63
1983	John Horrocks	23	0.03
1984	Bill Nelson	27	1.00
1985	Vincent Greene	15	0.54
1986	Vincent Greene	12	0.50
1987	Wendell Williams	12	0.46
1988	Wendell Williams	31	1.03
1989	Wendell Williams	38	1.31
1990	Ronnie Morgan	23	1.09
1991	Thomas Gipson	23	0.92
1992	Thomas Gipson	53	1.82
1993	Jesse Ratliff	14	0.54
1994	Adam Smith	21	0.72
1995	Adam Smith	18	0.67
1996	Chris Smith	23	0.82
1997	Sean Riley	27	1.03
1998	Chuck Thrash	33	1.38
1999	Deginald Erskin	22	0.85
2000	Deginald Erskin	17	0.65
2001	Jason Miller	40	1.42
2002	Will Smith	30	1.03
2003	Jermaine Green	24	0.88
2004	Shawson Johnson	69	3.00
2005	Jeffrey Simpson	51	1.82
2006	Jeffrey Simpson	68	2.43
2007	Quincy Williams	38	1.12
2008	Quincy Williams	30	0.97
2009	Kedrick Hogans	29	0.91
2010	George Odufuwa	30	0.91
2011	Kedrick Hogans	31	0.94
2012	Tony Mitchell	70	3.04



RECORDS

↳ season-by-season leaders

↳ Steals

Year	Player	Steals	Avg.
1982	John Horrocks	84	3.65
1983	Robert Lewis	38	1.26
1984	Robert Lewis	28	1.00
1985	Vincent Greene	35	1.25
1986	Paul Meyer	43	1.53
1987	Deon Alexander	56	2.00
1988	Tony Worrell	48	1.60
1989	Ricky Robertson	63	2.17
1990	Ronnie Morgan	32	1.52
1991	Donnell Hayden	86	3.07
1992	Pat Nash	63	2.25
1993	Jesse Ratliff	46	1.76
1994	Tom Etchison	27	0.93
1995	Tony Jones	33	1.22
1996	Mack Jones	36	1.33
1997	David Miller	36	1.38
1998	Charles Washington	56	2.15
1999	Calvin Williams	47	1.81
2000	Calvin Williams	51	1.96
2001	Chris Davis	35	1.25
2002	Jerome Rogers	36	1.24
2003	Jerome Rogers	33	1.17
2004	Jerome Rogers	29	1.03
2005	Isaac Hines	60	2.14
2006	Isaac Hines	52	1.86
2007	Ben Bell	41	1.21
2008	Ben Bell	34	1.09
2009	Dominique Johnson	35	1.09
2010	Tristan Thompson	25	0.76
2011	Dominique Johnson	28	0.85
2012	Chris Jones	45	2.37

↳ 3-Point FG Percentage

Year	Player	FGM-A	Pct.
1987	Tony Worrell	49-122	.402
1988	Robert Greene	23-56	.411
1989	Kevie Gulley	25-66	.379
1990	Ray Schufford	69-186	.371
1991	Cedric Carson	41-110	.373
1992	Dyalan Beamon	26-76	.342
1993	Eric Jackson	22-52	.423
1994	George King	64-144	.444
1995	Adam Smith	18-40	.450
1996	George King	68-150	.453
1997	Chad Elstun	80-193	.415
1998	Charles Washington	33-81	.407
1999	Dexter Tennell	29-85	.373
2000	Brandon Gilbert	20-45	.444
2001	Bryan Lucas	3-7	.429
2002	Jerome Rogers	56-129	.434
2003	Michael DeGrate	15-27	.556
2004	Calvin Watson	25-61	.410
2005	Calvin Watson	51-127	.402
2006	Rich Young	7-15	.467
2007	Calvin Watson	90-227	.396
2008	Josh White	49-107	.458
2009	Adam McCoy	53-123	.431
2010	Tristan Thompson	61-151	.404
2011	Tristan Thompson	66-158	.418
2012	Tony Mitchell	18-41	.439

↳ Minutes

Year	Player	Minutes	Avg.
1973	Bl Cox	918	36.7
1974	Bobby Iverson	889	34.1
1975	Carl Jones	828	31.8
1976	Fred Mitchell	826	31.7
1977	Walter Johnson	1,000	37.0
1978	Fred Mitchell	914	32.6
1979	Jon Manning	1,040	38.5
1980	Kenneth Lyons	836	30.9
1981	Delonte Taylor	865	32.0
1982	Kenneth Lyons	904	33.4
1983	Kenneth Lyons	1,047	34.9
1984	Bill Nelson	760	28.1
1985	Vincent Greene	825	29.4
1986	Glenroy Ferguson	690	24.6
1987	Tony Worrell	931	33.2
1988	Tony Worrell	1,032	34.4
1989	William Smith	866	29.8
1990	Kevie Gulley	810	28.9
1991	Donnell Hayden	867	28.9
1992	Jesse Ratliff	934	32.2
1993	Jesse Ratliff	951	36.6
1994	Jesse Ratliff	995	34.3
1995	Tom Etchison	920	34.1
1996	David Miller	879	31.4
1997	Chad Elstun	850	32.7
1998	Charles Washington	756	29.1
1999	Calvin Williams	921	35.4
2000	Chris Davis	986	36.5
2001	Chris Davis	965	34.5
2002	Chris Davis	957	33.0
2003	Chris Davis	905	34.8
2004	Jerome Rogers	857	30.6
2005	Leonard Hopkins	872	31.1
2006	Kendrick Davis	856	30.6
2007	Ben Bell	1,019	30.0
2008	Ben Bell	971	31.3
2009	Josh White	1,075	33.6
2010	Josh White	1,183	35.8
2011	Josh White	1,078	33.7
2012	Alzee Williams	1,018	31.8



↳ Single Game

Points

- 126 (vs. Arkansas Tech, 12/29/69)
- 125 (vs. Texas A&I, 12/1/75)
- 120 (vs. Ark.-Little Rock, 12/14/68)
- 118 (vs. Jackson St., 11/29/90)
118 (vs. Drake, 1/30/69)

Field Goals

- 54 (vs. Texas A&I, 12/1/75)
- 53 (vs. Roosevelt, 2/14/78)
- 49 (vs. Nevada, 2/25/99)
- 47 (vs. Wayland Baptist, 12/8/73)
47 (vs. Samford, 1/7/74)

Field Goal Attempts

- 117 (vs. Creighton, 2/26/77)
- 106 (vs. Texas A&I, 12/1/75)
- 102 (vs. West Texas St., 1/14/80)
- 96 (vs. Northwestern St., 2/8/93)
96 (vs. Iowa, 11/16/97)
96 (vs. Alabama, 11/18/97)

Field Goal Percentage

- .674 (vs. Sam Houston St., 1/28/95)
- .659 (vs. Stephen F. Austin, 12/06/06)
- .652 (vs. Md.-Balt. County, 11/26/95)
- .638 (vs. Florida Atlantic, 2/4/10)
- .635 (vs. Nicholls St., 2/3/94)
- .633 (vs. Southern, 12/17/07)
- .623 (vs. Denver, 12/30/06)
- .620 (vs. Northeast La., 2/22/96)
- .614 (vs. Texas-Pan American, 2/14/05)

3-Point Field Goals

- 19 (vs. Mary Hardin-Baylor, 11/25/96)
- 16 (vs. UC Irvine, 1/8/98)
16 (vs. Nevada, 2/26/98)
- 15 (vs. Troy, 1/26/06)
- 14 (vs. UAB, 12/4/97)
14 (vs. Hartford, 12/08/07)
- 13 (vs. Troy, 1/03/08)
13 (vs. Troy, 2/23/06)
13 (vs. Charlotte, 1/12/06)
13 (vs. New Orleans, 2/26/04)
13 (vs. Texas A&M, 11/29/99)
13 (vs. Arkansas, 12/30/98)
13 (vs. Northwestern St., 2/8/93)
13 (vs. Nevada, 12/21/92)

3-Point Field Goal Attempts

- 45 (vs. Maryland, 12/23/98)
- 44 (vs. UT-Arlington, 1/9/93)
- 38 (vs. Iowa, 11/16/97)
38 (vs. UAB, 12/4/97)
38 (vs. New Mexico St., 1/22/98)

3-Point Field Goal Percentage

- .818 (vs. Texas State, 11/27/10)
- .722 (vs. Nicholls St., 2/3/94)
- .714 (vs. Denver, 1/29/11)
- .692 (vs. UC Santa Barbara, 1/9/97)
- .688 (vs. Northwestern St., 1/22/94)
- .667 (vs. Arkansas State, 3/05/08)
- .643 (vs. Western Kentucky, 2/12/05)
.643 (vs. Arkansas State, 2/23/08)
- .632 (vs. Alabama, 12/2/95)

Free Throws

- 44 (vs. UT Arlington, 11/18/09)
44 (vs. A&M-Corpus Christi, 12/2/00)
- 43 (vs. Austin College)
- 37 (vs. Hardin-Simmons, 1/31/57)
37 (vs. McMurray, 12/6/58)
- 36 (vs. Henderson State, 11/12/10)
- 35 (vs. Sam Houston St., 12/6/75)
35 (vs. Oklahoma St., 11/17/08)

Free Throw Attempts

- 60 (vs. Trinity, 1/29/55)
- 57 (vs. UT Arlington, 11/18/09)
- 55 (vs. A&M-Corpus Christi, 12/2/00)
- 51 (vs. Southern Mississippi, 1953-53)
- 50 (vs. Oklahoma St., 11/17/09)

Free Throw Percentage

- 1.000 (vs. Nicholls St., 1/14/93)
- .947 (vs. La Sierra, 12/2/11)
- .933 (vs. LSU, 12/22/10)
- .920 (vs. Va. Commonwealth, 12/6/75)
- .909 (vs. New Mexico St., 2/20/99)
.909 (vs. South Alabama, 2/26/05)

Rebounds

- 80 (vs. Texas A&I, 12/1/75)
- 73 (vs. Northwestern St., 1/30/92)
- 71 (vs. Wayland Baptist, 12/8/73)
71 (vs. Roosevelt, 2/14/78)
71 (vs. Texas A&M-Intl., 12/28/07)
- 70 (vs. Alabama, 11/18/97)

Assists

- 30 (vs. Northwest La., 2/25/89)
- 28 (vs. South Alabama, 12/17/91)
- 27 (vs. Sam Houston St., 2/18/93)
- 26 (vs. Mary Hardin-Baylor, 11/25/96)
- 24 (vs. Sam Houston St., 2/7/94)
24 (vs. Northwestern St., 2/17/94)
24 (vs. Houston Baptist, 2/15/10)

Blocked Shots

- 11 (vs. Denver, 2/15/07)
11 (vs. New Orleans, 2/08/07)
11 (vs. Middle Tennessee, 2/09/06)
11 (vs. Nicholls State, 12/10/05)
- 10 (vs. New Mexico St., 1/24/01)
- Nine games with 9
(last vs. Louisiana-Lafayette, 3/4/12)

Steals

- 20 (vs. UT-Permian Basin, 12/28/05)
19 (vs. US Santa Barbara, 2/19/98)
19 (vs. Nevada, 2/25/99)
19 (vs. Angelo State, 11/19/04)
- 18 (vs. Mary Hardin-Baylor, 11/25/96)
- 17 (vs. Georgia Tech, 12/31/97)
17 (vs. UC Irvine, 1/8/98)
17 (vs. Hardin-Simmons, 12/6/03)

↳ Season

Wins

- 24 (2009-10)
- 23 (2006-07)
- 22 (2010-11)
22 (1977-78)
22 (1975-76)
- 21 (1976-77)
- 20 (1925-26)
20 (2007-08)
20 (2008-09)

Winning Pct.

- .928 (13-1; 1922-23)
- .916 (11-1; 1921-22)
- .846 (22-4; 1975-76)
- .800 (20-5; 1925-26)
- .785 (22-6; 1977-78)

Points

- 2,628 (1990-91)
- 2,617 (2006-07)
- 2,540 (1989-90)
- 2,516 (2010-11)
- 2,497 (1975-76)

Scoring Avg.

- 96.0 (1975-76)
- 87.6 (1990-91)
- 87.5 (1976-77)
- 87.0 (1992-93)
- 84.7 (1989-90)

Field Goals

- 1,031 (1975-76)
- 1,017 (1976-77)
- 965 (1989-90)
- 950 (1990-91)
- 927 (1981-82)

Field Goal Attempts

- 2,133 (1976-77)
- 2,119 (1975-76)
- 2,075 (1990-91)
- 2,030 (2006-07)
- 2,019 (1977-78)

Field Goal Pct.

- .530 (1984-85)
- .506 (1985-86)
- .505 (1989-90)
- .496 (1983-84)
- .495 (1974-75)

3-Pt. Field Goals

- 250 (1997-98)
- 226 (2006-07)
- 212 (2008-09)
- 205 (2005-06)
- 204 (2007-08)

3-Pt. Field Goal Attempts

- 789 (1997-98)
- 617 (1998-99)
- 610 (2006-07)
- 592 (2008-09)
- 568 (1999-00)



RECORDS

↳ team records

3-Pt. Field Goal Pct.

1. .398 (2007-08)
2. .395 (1992-93)
3. .394 (1989-90)
4. .391 (1988-89)
5. .389 (1986-87)

Free Throws

1. 675 (2010-11)
2. 666 (1953-54)
3. 662 (2009-10)
4. 648 (2008-09)
5. 562 (1954-55)

Free Throw Att.

1. 1,035 (1953-54)
2. 921 (2009-10)
3. 918 (1956-57)
4. 900 (2010-11)
5. 885 (2008-09)

Free Throw Pct.

1. .750 (2010-11)
2. .740 (1971-72)
3. .737 (1963-64)
4. .732 (2008-09)
5. .731 (1975-76)

Rebounds

1. 1,407 (1959-60)
2. 1,356 (2006-07)
3. 1,349 (1969-70)
4. 1,334 (1975-76)
5. 1,330 (1976-77)

Rebounding Avg.

1. 54.1 (1959-60)
2. 51.8 (1969-70)
3. 51.3 (1975-76)
4. 49.3 (1976-77)
5. 47.8 (1973-74)

Assists

1. 531 (1989-90)
2. 467 (1988-89)
3. 463 (1987-88)
4. 459 (1985-86)
5. 455 (1990-91)

Blocked Shots

1. 151 (2006-07)
2. 140 (2005-06)
3. 130 (2011-12)
4. 136 (2003-04)
5. 117 (2004-05)

Steals

1. 303 (1997-98)
2. 275 (1989-90)
3. 265 (2005-06)
4. 260 (1984-85)
5. 254 (1987-88)

↳ Miscellaneous Statistics

Most Points in a Game: 126 vs. Arkansas Tech (12/29/69)

Most Points on Home Floor: 126 vs. Arkansas Tech (12/29/69)

Most Points on Opponent Floor: 112 vs. Loyola Marymount (at Reno, NV, 12/22/81)

Most Combined Points in a Game: 241 (Oklahoma 147, NT 94, 12-27-90)

Most Points in a Season: 2,642 (1990-91)

Most Points by Opponents in a Season: 2,628 (1990-91)

Most Three Pointers in a Season: 250 (1997-98)

Most Three-Point Attempts in a Season: 789 (1997-98)

Best Three-Point Percentage (Season): .398 (2007-08)

Most Consecutive Wins at the Start of a Season: 8 (1921-22)

Most Consecutive Wins: 14 (1977-78)

Most Consecutive Losses: 19 (1965-66)

Most Consecutive Home Wins: 20 (Feb. 22, 1975 - Jan. 27, 1977)

Most Consecutive Wins Away From Home: 7 (2009-10)

Most Consecutive Home Losses: 8 (1965-66)

Most Consecutive Road Losses: 15 (1984-85)

Largest Home Crowd: 10,600 (vs. SMU, 1/22/77)

Most 100-Point Games in a Season: 9 (1975-76)

Last Single OT Game: 2/23/12 (NT 75 at UALR 67)

Last 2 OT Game: 2/11/12 (NT 81 at Florida Atlantic 86)

Last 3 OT Game: 1/10/09 (NT 86, Arkansas State 83)

Last 4 OT Game: 12/17/88 (Baylor 96, NT 95)

Biggest Victory Margin: 60 (NT 109, Hardin-Simmons 49, 12/6/03)

Biggest Victory Margin vs. Division I Opp: 41 (NT 98, Troy 57, 2/1/07)

Biggest Defeat Margin: 75 (Maryland 132, NT 57, 12/23/98)

RECORDS

↳ year-by-year statistics



Season	G	FGM-A	Pct.	3FG-A	Pct.	FTM-A	Pct.	Pts.	Avg.	Reb.	Avg.	Ast.	TO	Blk	Stl
1948-49	21	405 ---	---	---	---	346-523	.661	1156	55.0	---	---	---	---	---	---
1949-50	26	489 ---	---	---	---	346-543	.637	1324	50.9	---	---	---	---	---	---
1950-51	26	483 ---	---	---	---	423-682	.623	1396	54.0	---	---	---	---	---	---
1951-52	23	545 ---	---	---	---	362-640	.564	1452	63.1	---	---	---	---	---	---
1952-53	23	559 ---	---	---	---	502-884	.568	1620	70.4	---	---	---	---	---	---
1953-54	28	703-1877	.374	---	---	666-1035	.643	2072	74.0	---	---	---	---	---	---
1954-55	24	593-1521	.389	---	---	562-884	.635	1748	72.8	---	---	---	---	---	---
1955-56	22	554-1270	.435	---	---	490-760	.645	1598	72.6	---	---	---	---	---	---
1956-57	23	596-1457	.409	---	---	621-918	.676	1813	78.6	---	---	---	---	---	---
1958-59	24	692-1569	.442	---	---	467-717	.652	1851	77.0	1127	47.1	---	---	---	---
1959-60	26	853-1882	.453	---	---	472-718	.658	2178	83.7	1407	54.1	---	---	---	---
1962-63	24	620-1403	.442	---	---	382-545	.701	1622	67.6	949	39.5	---	---	---	---
1963-64	24	649-1528	.425	---	---	404-548	.737	1702	70.9	971	40.5	---	---	---	---
1965-66	25	813-1679	.484	---	---	439-626	.701	2065	82.6	1111	44.4	---	---	---	---
1966-67	25	677-1474	.459	---	---	427-633	.675	1781	71.2	1040	41.6	---	---	---	---
1967-68	26	743-1641	.453	---	---	355-551	.644	1841	70.8	1128	43.4	---	---	---	---
1968-69	25	770-1696	.459	---	---	516-718	.719	2056	82.2	1148	45.9	---	---	---	---
1969-70	26	833-1932	.431	---	---	416-623	.668	2082	80.1	1349	51.8	---	---	---	---
1970-71	25	756-1728	.437	---	---	394-563	.700	1906	76.2	1068	42.7	---	---	---	---
1971-72	26	732-1590	.460	---	---	504-681	.740	1968	75.7	1108	41.7	---	---	---	---
1972-73	25	782-1676	.467	---	---	315-457	.689	1879	75.2	1017	40.7	---	---	---	---
1973-74	26	873-1968	.444	---	---	406-583	.696	2152	82.8	1244	47.8	351	---	---	---
1974-75	26	886-1790	.495	---	---	370-543	.681	2142	82.4	1228	47.2	382	---	---	---
1975-76	26	1031-2119	.487	---	---	435-595	.731	2497	96.0	1334	51.3	357	---	---	---
1976-77	27	1017-2133	.477	---	---	328-498	.659	2362	87.5	1330	49.3	425	---	---	---
1977-78	28	922-2019	.457	---	---	347-510	.680	2191	78.3	1158	41.4	370	---	---	---
1978-79	27	922-1967	.469	---	---	452-637	.710	2238	82.9	1172	43.4	321	---	---	---
1979-80	27	823-1789	.460	---	---	523-753	.695	2169	80.3	1174	43.5	277	---	---	---
1980-81	27	849-1763	.482	---	---	460-694	.665	2158	79.9	1139	42.2	383	---	---	---
1981-82	27	927-1947	.476	---	---	465-673	.691	2199	81.4	1031	38.2	399	406	74	150
1982-83	30	912-1967	.464	---	---	453-684	.662	2286	76.3	1128	37.6	420	412	43	212
1983-84	28	806-1626	.496	---	---	472-688	.686	2084	74.4	983	35.1	386	429	59	252
1984-85	28	836-1577	.530	---	---	472-729	.647	2144	76.6	943	33.7	451	407	63	260
1985-86	28	776-1534	.506	---	---	413-626	.660	1965	70.2	916	32.7	459	439	69	199
1986-87	28	812-1694	.479	82-211	.389	493-711	.693	2199	78.5	1090	38.9	433	444	62	167
1987-88	30	824-1791	.460	103-295	.349	468-721	.649	2219	73.9	1161	38.7	463	451	79	254
1988-89	29	881-1833	.481	124-317	.391	478-726	.658	2364	81.5	1268	43.7	467	482	70	177
1989-90	30	965-1912	.505	135-343	.394	475-729	.652	2540	84.7	1225	40.8	531	455	59	275
1990-91	30	950-2075	.458	178-481	.370	550-803	.685	2628	87.6	1313	43.8	455	570	74	235
1991-92	29	803-1840	.436	143-415	.345	553-812	.681	2302	79.4	1293	44.6	382	531	75	187
1992-93	26	820-1689	.485	185-468	.395	436-664	.657	2261	87.0	1146	44.1	407	442	75	199
1993-94	29	799-1781	.449	167-520	.321	325-486	.669	2090	72.1	1048	36.1	354	360	53	173
1994-95	27	723-1664	.434	200-546	.366	293-442	.663	1939	71.8	923	34.2	354	318	69	206
1995-96	28	666-1547	.431	140-432	.324	390-566	.689	1862	66.5	991	35.4	315	415	70	214
1996-97	26	645-1472	.438	167-470	.355	283-425	.666	1740	66.9	893	34.3	349	436	49	188
1997-98	26	699-1917	.365	250-789	.317	344-491	.701	1992	76.6	981	37.7	295	440	58	303
1998-99	26	687-1770	.388	175-617	.284	311-473	.658	1860	71.5	958	36.8	303	429	65	217
1999-00	27	754-1810	.417	176-568	.310	356-535	.665	2040	75.6	1034	38.3	394	451	93	212
2000-01	28	708-1611	.439	107-390	.274	492-731	.673	2015	72.0	990	35.4	342	552	89	200
2001-02	29	771-1722	.448	179-523	.342	553-781	.708	2274	78.4	1063	36.7	352	448	99	218
2002-03	28	692-1629	.425	157-479	.328	424-604	.702	1965	70.2	1038	37.1	359	488	113	179
2003-04	28	720-1658	.434	175-522	.335	414-647	.640	2029	72.5	1135	40.5	325	465	136	180
2004-05	28	730-1706	.428	164-496	.331	448-638	.702	2072	74.0	1089	38.9	329	448	117	220
2005-06	28	764-1754	.436	205-557	.368	411-621	.662	2144	76.6	1085	38.8	353	448	140	265
2006-07	34	926-2030	.456	226-610	.370	539-821	.657	2617	77.0	1356	39.9	430	537	151	224
2007-08	31	827-1796	.460	204-513	.398	527-733	.719	2385	76.9	1197	38.6	336	10.8	95	170
2008-09	32	806-1850	.436	212-592	.358	648-885	.732	2472	77.2	1195	37.3	391	413	89	166
2009-10	33	798-1748	.457	179-538	.333	662-921	.719	2437	73.8	1220	37.0	394	485	94	144
2010-11	33	831-1736	.479	179-475	.377	675-900	.750	2516	76.2	1165	35.3	407	439	77	139
2011-12	32	818-1882	.434	159-495	.321	455-639	.712	2250	70.3	1249	39.0	385	464	130	200



RECORDS

↳ overtime games/the last time

↳ Record In Overtime Games

Overall: 31-32
 Home: 13-17
 Road: 15-13
 Neutral: 3-2
 The Super Pit: 13-13

↳ Overtime Games

Date	Opponent	Result	Score
Quadruple Overtime Games (1)			
12/17/88	@ Baylor	L	95-96
Triple Overtime Games (2)			
3/1/80	Southeast Louisiana	L	84-90
1/10/09	Arkansas State	W	86-83
Double Overtime Games (8)			
1/7/67	@ Cincinnati	L	71-74
1/12/80	@ UT-Arlington	L	97-99
2/6/97	@ UC Irvine	W	75-74
1/5/03	@ Florida Int'l	W	94-91
3/7/04	vs. New Orleans	L	89-91
12/16/06	@ New Orleans	L	93-97
11/18/09	@ UT Arlington	W	101-99
2/11/12	@ Florida Atlantic	L	81-86
Single Overtime Games (51)			
12/3/51	@ Texas A&M	W	46-43
1/12/59	Cincinnati	L	56-64
2/21/59	Drake	L	70-77
12/28/59	vs. Southern Miss.	L	83-89
1/25/60	@ Hardin-Simmons	L	96-98
1/26/60	@ McMurry	W	95-88
12/11/61	@ Lamar	L	70-78
12/15/62	@ Loyola (La.)	L	66-77
2/25/67	Bradley	L	78-79
2/10/68	Bradley	L	87-95
3/5/68	@ Memphis St.	W	63-62
2/18/69	@ St. Louis	L	93-94
1/18/78	Lamar	W	102-97
2/6/78	Centenary	W	101-96
1/14/80	West Texas St.	W	98-97
1/17/80	Texas	W	79-77
11/30/82	Texas Southern	L	89-81
12/14/82	Texas Wesleyan	L	69-72
2/10/83	UT-Arlington	W	105-98
3/8/83	vs. McNeese St.	W	66-60
1/5/87	@ Arkansas	L	96-99
12/3/88	vs. Army	W	82-79
12/28/88	@ San Diego	W	81-77
1/21/89	@ Northeast La.	W	92-82
2/20/89	Oral Roberts	L	116-117
12/8/92	Baylor	L	86-88
1/21/93	Stephen F. Austin	L	95-97
2/25/93	UT-San Antonio	W	94-89
2/26/94	Southwest Texas St.	L	83-86
1/22/96	@ UT-San Antonio	W	62-59
1/25/96	Northwestern St.	W	68-62
12/22/96	Rice	W	64-62
2/8/97	@ Cal St. Fullerton	W	81-75
2/27/97	Nevada	L	79-80
2/5/00	@ Nevada	W	89-86
12/30/00	Florida International	W	70-68
1/10/02	Florida International	L	78-79
1/16/03	Arkansas-Little Rock	L	80-88
12/17/03	@ Texas-Pan American	W	87-81
1/29/04	New Orleans	L	76-77
1/11/07	Louisiana-Lafayette	W	73-72
1/28/07	@ South Alabama	L	89-90
3/4/07	Louisiana-Monroe	W	77-71
1/03/08	@ Troy	L	88-91
12/31/08	Middle Tennessee	L	80-89
1/8/09	@ UALR	L	77-78
12/20/09	FIU	L	70-80
1/28/10	@ Western Kentucky	W	84-83
11/16/10	Texas Tech	W	92-83
1/5/12	@ South Alabama	W	78-73
1/21/12	Denver	W	75-74
2/23/12	@ UALR	W	75-67

THE LAST TIME A MEAN GREEN PLAYER ...

- Had 30 or more points**
30 - Tony Mitchell vs. Denver, 1/21/12
- Had 15 or more rebounds**
16 - Tony Mitchell vs. UALR, 2/23/12
- Had 10 or more assists**
10 - Chris Jones vs. Troy, 12/31/11
- Had 5 or more blocks**
6 - Tony Mitchell vs. Louisiana-Lafayette, 3/4/12
- Had 5 or more steals**
5 - Rich Young vs. Rice, 11/18/06
- Made 90% or more FGA (min 5 att)**
1.000 - George Odufuwa vs. UALR (7-7), 2/20/10
- Made 80% or more FGA (min 5 att)**
.888 - Tony Mitchell vs. Western Kentucky (8-9), 1/12/12
- Made 100% FTA (min 5 att)**
1.000 - Tony Mitchell vs. Arkansas State (8-8), 3/5/12
- Made 90% or more FTA (min 5 att)**
.900 - Alzee Williams vs. UALR (9-10), 2/23/12
- Made 8 or more 3PT's**
8 - Joe Ervin vs. Arkansas, 12/30/98
- Had a double-double (pts/rbs)**
Tony Mitchell vs. UALR (13 pts / 16 reb), 2/23/12
- Had consecutive double-doubles (pts/rbs)**
5 - Tony Mitchell vs. ASU (1/28/12), MTSU (2/2/12), FIU (2/9/12), Florida Atlantic (2/11/12), ULM (2/16/12)
- Had a double-double (pts/asst)**
Chris Jones vs. Troy (21 pts / 10 asst), 12/31/11
- Had a triple-double (pts/rbs/asst)**
Jesse Ratliff vs. Sam Houston St. (20pts/16reb/10asst), 2/18/93
- Had a perfect shooting night (min 5 fg & ft att)**
Tristan Thompson vs. Sam Houston St. (6-6 fg/2-2 3fg/6-6 ft), 12/3/08

THE LAST TIME A MEAN GREEN TEAM ...

- Scored 100 or more points**
107 - vs. Houston Baptist, 2/15/10
- Allowed 100 or more points**
100 - vs. Oklahoma State, 11/17/08
- Scored 50 or fewer points**
47 - vs. Arkansas State, 2/24/11
- Held an opponent under 50 points**
47 - vs. New Orleans, 12/27/11
- Won an overtime game**
75-67 (OT) - vs. UALR, 2/23/12
- Had 50 or more rebounds**
52 - vs. La Sierra, 12/02/11
- Had 20 or more assists**
22 - vs. Western Kentucky, 1/12/12
- Had 10 or more steals**
15 - vs. South Alabama, 1/5/12
- Had 5 or more blocks**
5 - vs. Arkansas State, 3/5/12
- Five or more players in double-figures**
5 - vs. Arkansas State, 3/5/12
- Made 60% or higher FGs**
.638 - vs. Florida Atlantic (30-47), 2/4/10
- Made 50% or higher 3pt FGs**
.615 - vs. Arkansas State (8-13), 3/5/12
- Made 90% or higher FTs**
.947 - vs. La Sierra (18-of-19), 12/02/11



↳ All-Conference Selections

Texas Intercollegiate A. A.

- 1929-30 J.B. Brock, First Team
Ray Perryman, First Team
- 1930-31 Ray Perryman, First Team

Lone Star Conference

- 1933-34 Albert Zeretzke, First Team
Alvin Dobbins, Second Team
John Smyer, Honorable Mention
- 1936-37 Doyle Preston, First Team
- 1947-48 George Daniels, Second Team
Bill Chandler, Second Team

Gulf Coast Conference

- 1949-50 Bill Rutherford, First Team
- 1950-51 Pat Kelley, First Team
- 1952-53 Pat Kelley, First Team

Missouri Valley Conference

- 1957-58 Kenneth Hinkle, Second Team
- 1958-59 Jim Mudd, Second Team
- 1959-60 Jim Mudd, Second Team
- 1961-62 John Savage, First Team)
- 1962-63 John Savage, First Team
- 1963-64 Garland Bailey First Team
John Savage, First Team
- 1964-65 Willie Davis, First Team
- 1965-66 Rubin Russell, First Team
- 1966-67 Rubin Russell, First Team
- 1968-69 Joe Hamilton, First Team
- 1969-70 Joe Hamilton, First Team
Crest Whitaker, Second Team
- 1970-71 Al Shumate, First Team
- 1972-73 Bobby Iverson, Second Team
John Moody, Second Team
- 1973-74 Bobby Iverson, First Team
Stan Blackmon, First Team

Southland Conference

- 1982-83 Kenneth Lyons, First Team
- 1985-86 Kennan DeBose, Second Team
- 1986-87 Tony Worrell, First Team
Keenan DeBose, Second Team
- 1987-88 Ronnie Morgan, First Team
Tony Worrell, First Team
- 1988-89 Deon Hunter, First Team
Wendell Williams, Second Team
- 1989-90 Ronnie Morgan, Second Team
- 1990-91 Donnell Hayden, First Team
- 1991-92 Jesse Ratliff, First Team
- 1992-93 Jessie Ratliff, First Team
- 1993-94 Jesse Ratliff, First Team
- 1994-95 Adam Smith, First Team
- 1995-96 David Miller, Second Team

Big West Conference

- 1999-00 Deginald Erskin, Second Team
Chris Davis, Honorable Mention

Sun Belt Conference

- 2001-02 Chris Davis, First Team
- 2002-03 Chris Davis, First Team
- 2003-04 Leonard Hopkins, Second Team
Shawson Johnson, Third Team
- 2004-05 Leonard Hopkins, Second Team
- 2005-06 Kendrick Davis, Second Team
- 2006-07 Calvin Watson, Third Team
- 2007-08 Collin Dennis, Second Team
Josh White, Second Team
- 2008-09 Eric Tramiel, Third Team

- 2009-10 George Odufuwa, Second Team
Eric Tramiel, Third Team
Josh White, Third Team
Tristan Thompson, Third Team
- 2010-11 Tristan Thompson, First Team
- 2011-12 Tony Mitchell, First Team

↳ Conference Award Winners

Player of the Year

- 1987-88 Tony Worrell, Southland
- 1988-89 Deon Hunter, Southland

Newcomer of the Year

- 1990-91 Donnell Hayden, Southland
- 2005-06 Kendrick Davis, Sun Belt
- 2007-08 Collin Dennis, Sun Belt

Freshman of the Year

- 1985-86 Keenan DeBose, Southland
- 1987-88 Ronnie Morgan, Southland
- 1990-91 Jesse Ratliff, Southland
- 1994-95 David Miller, Southland
- 1999-00 Chris Davis, Big West
- 2007-08 Josh White, Sun Belt
- 2011-12 Tony Mitchell, Sun Belt

All-Freshman Team

- 1998-99 Deginald Erskin, Dexter Tennell
- 1999-00 Chris Davis, Jason Miller

Coach of the Year

- 1987-88 Jimmy Gales, Southland
- 1988-89 Jimmy Gales, Southland

↳ AP All-Americans

- 1942-43 Bill Menefee, NAIA All-America
- 1963-64 John Savage, Honorable Mention
- 1966-67 Rubin Russell, Honorable Mention
- 1981-82 Kenneth Lyons, Honorable Mention
- 1982-83 Kenneth Lyons, Honorable Mention

↳ Other All-America Honors

- 2007-08 Josh White, CollegeInsider.com Freshman Mid-Major All-America, CollegeHoops.net Second Team Mid-Major All-Freshman

- 2012-13 Tony Mitchell, Preseason All-America by CBS Sports (Second Team), Athlon (Second Team), Blue Ribbon Report (Third Team)

↳ Sports Illustrated Honors

Jesse Ratliff was recognized as Sports Illustrated magazine's Player of the Week for his two-game performance during the week of Jan. 25, 1992. A sophomore, Ratliff scored 23 points and grabbed nine rebounds in a 72-59 victory over McNeese State and two nights later poured in 40 points and pulled down 22 rebounds in a 90-72 win over Nicholls State. His 22 rebounds went on to stand as a career high for Ratliff, who played for North Texas from 1990-91 to 1993-94.

↳ NCAA Statistical Champion

In 1977-78, North Texas' Ken Williams led the country in rebounding with a 14.7 rebounds-per-game average. He grabbed a school-record 411 rebounds that season to become the only North Texas player to ever lead the NCAA in a statistical category.

↳ Conference Tournaments

Southland Conference

- 1996 2nd place
- 1995 1st round
- 1994 2nd place
- 1993 DNP
- 1992 Semifinals
- 1991 DNP
- 1990 2nd place
- 1989 2nd place
- 1988 Champion
- 1987 1st round
- 1986 1st round
- 1985 1st round
- 1984 1st round
- 1983 2nd place
- 1982 DNP
- 1981 DNP

Sun Belt Conference

- 2001 1st round
- 2002 2nd round
- 2003 1st round
- 2004 1st round
- 2005 1st round
- 2006 1st round
- 2007 Champion
- 2008 2nd round
- 2009 Semifinals
- 2010 Champion
- 2011 Finals
- 2012 Finals

↳ All-Tournament Team

Southland Conference Tournament

- 1995-96 David Miller, Sean Riley
- 1993-94 Jesse Ratliff, Adam Smith
- 1988-89 Wendell Williams, Ricky Robertson
- 1987-88 Tony Worrell, Ronnie Morgan
- 1982-83 Kenneth Lyons

Southland Conference Tournament MVP

- 1988 Tony Worrell
- 1983 Kenneth Lyons

Sun Belt Conference Tournament

- 2007 Ben Bell, Calvin Watson
- 2009 Josh White
- 2010 George Odufuwa, Eric Tramiel
- 2011 George Odufuwa, Josh White, Tristan Thompson
- 2012 Tony Mitchell, Jacob Holmen

Sun Belt Conference Tournament MVP

- 2007 Calvin Watson
- 2010 Eric Tramiel



RECORDS

↳ letterwinners

↳ A

Joe Abbey '48
Dale Abshire '66
Kelley Adair '17
Raymond Adams '39, '40, '41
Mike Adams '71, '72
Neil Adams '68, '69, '70
David Adkisson '77
Jackie Airington '56, '57
Stanley Airington '57, '58
Deon Alexander '86, '87
Wes Allen, '99, '01
William Allison '51
Speck Andrews '19
T.J. Atkins '97
Adrian Awasom '02, '03
Calvin Axtell '50, '52, '53, '54

↳ B

Garland Bailey '63, '64
Terry Bailey '75, '76
Emmett Baker '59, '60
Robert Baker '69
Kendall Banks '52, '53, '54
Larry Banks '85, '86
Justin Barnett '03, '04, '05, '06
Hubert Barr '24, '25
Robert Barse '51
Dyalan Beamon '91, '92, '93
Elmer Beard '52, '53, '54
Fine Bedford '20
George Beggs '43
Rodney Belcher '84, '85
Ben Bell '07, '08
Sam Bell '47, '48, '49
Raymond Berry '27, '28
J. W. Black '35
Stan Blackmon '73, '74
Andy Blount '02
Thomas Bonner '17
Larry Bonzoumet '69
Nimrod Borchardt '31
Kenneth Boren '58, '60
Andre Boutte '84, '85, '86
Lance Boxwell '03
Charles Brecht '45
Clarence Bridges '37
J. B. Brock '27, '28, '29, '30
Donovan Brown '93
Jay Brown '93, '94, '95
John Lee Brown '45, '46, '47
Lionel Brown '06
Glenn Buntin '74
Johnny Burks '66
David Burns '63, '64, '65
Rod Byrd '59, '60

↳ C

Pat Cain '50, '51, '52
Zackery Cain '35, '36
Wayne Calloway '26
Ted Carley '43, '46
Billy Carmack '85, '86, '87
Bobby Carl '93
Dewey Carr '38, '39, '40
Cedric Carson '91, '92
Bill Chandler '45, '47, '48, '49
Chris Chavers '90
Rusty Chiles '02, '03
Andrien Choplick '86, '88, '89
Ed Clark '37
Devon Coleman '92
Johnny Coleman '71, '72

Norman Colglazier '62, '63
A. V. Collins '48
Ross Collins '41, '42, '43
Michael Colter, '99
Larry Conces '51, '52, '53
Lloyd Cook '42
Manley Cooper '43
Zaveon Cooper '97
Charles Cox '34, '35
Bill Cox '72, '73
Jack Cox '39, '40, '41
Woodrow Counts '39, '40, '41
Herman Cowley '26, '28, '29, '30,
Kyle Crawford '00
Larry Cruise '61, '62
W. C. Cummings '27, '29
Don Cummins '58, '59, '60
Bill Cutter '67, '68, '69

↳ D

George Daniels '48, '49
Ira Daniels '66
Chris Davis '00, '01, '02, '03
Dean Davis '55, '56
H.F. Davis '18
Kendrick Davis '06, '07
Melvin Davis '75, '76, '77, '78
Pooh Davis '97
Willie Davis '65, '66, '67, '68
Don Deardorff '47, '48, '49, '50
Grady Deaton '18, '19, '20
Keenan DeBose '86, '87
Michael DeGrate '03, '04
Collin Dennis '08, '09
Gavin Diepraam '91
E. C. Ditttrich '34, '36
Ardie Dixon '61, '62
Alvin Dobbins '32, '33, '34
Eric Dortch '95
Howard Douglas '30, '31, '32, '33
O. P. Douglas '19, '20
Dwight Dow '62
James Duncan '96, '97
Javan Dupree '81, '82, '83, '84
Tim Duryea '87, '88

↳ E

Kenneth Eason '42, '43
David Ebershoff '62, '63
Alonzo Edwards '11, '12
Dave Edwards '22, '23
Harold Edwards '06, '07
Tom Edwards '49, '50, '51, '52
Jamie Egenti '10, '11
Paul Elkjer '84, '85, '86, '87
Chad Elstun '96, '97
Deginald Erskin, '99, '00
Joe Ervin, '99
Tom Etchison '94, '95
Bill Ethridge '72
Otis Evans '94

↳ F

Chuck Fath '64, '65
Randy Felhaber '73
Glenroy Ferguson '86, '87
Art Fiste '61
Bill Forbes '45
Bud Forman '61, '62
Daryel Forney '75
Mort Fraley '69
John Franklin '04
Roger Franklin '12

Adrian Frazier '85
Sam Funches '99, '00

↳ G

Jerold Gales '90
John Gales '81, '82, '83, '84
James Gamble '78
Willie Gandy '71, '72
Bobby Garner '53, '54
Atkins Gay '32, '33, '34
Robert Gilladay '33, '34
Brandon Gilbert '99, '00
Denny Gilliliand '17
Floyd Gilmore '21
Thomas Gipson '91, '92
Nick Goff '10
W. C. Golden '33
Wynne Graham '18, '19
Lee Green '02, '03
Jermaine Green '02, '03
Vandel Green '42
Robert Greene '88
Vincent Greene '85, '86
Ron Griffen '90, '91, '92, '93
Greg Grissom '82
Tom Grissom '59, '60, '61
Kevie Gulley '88, '89, '90
Mike Guon '79, '80, '81, '82

↳ H

Kenneth Hale '55, '56
Greg Hall '94
Tyler Hall '10, '11, '12
Joe Hamilton '69, '70
Div Hamlin '81, '82
Billy Hardaway '79, '80
Dominic Hardie, '99
Leland Hardigree '23, '24, '25
Kelvin Harris '90, '91
Ron Harris '03, '04, '05
Aquila Harrison '24
Wendel Hart '68
Ronnie Harvey '56
Bailey Hatley '21
Ralph Havenhill '38, '39, '40
Jimmie Hawk '35, '36
Donnell Hayden '91
Elmore Hayes '25, '26, '27
Zack Hayes '61, '62
Hamp Hazelton '67, '68
Tyler Helwig '00
Will Henderson '34
Xavier Henton '92, '93, '94
Honey Herring '28, '29
Wilson Herring '31, '32
Louis Herron '38
Lanier Hester '36, '38, '39
Ralph Hester '38, '39, '40
Pat Hicks '80, '81, '82, '83
Chris Higgs '06
Ben Hill '56
Isaac Hines '05, '06
Kenneth Hinkle '56, '58
Jess Hodges '45
Kedrick Hogans '08, '09, '11, '12
Jacob Holmen '10, '11, '12
Bervin Hooper '51, '52, '53, '54
Tom Hooper '52, '53, '54, '55
Ballard Hopkins '59
Fred Hopkins '53, '54, '55, '56
Herman Hopkins '43, '46, '47
Leonard Hopkins '02, '03, '04, '05
Ronald Horne Jr. '08
John Horrocks '82, '83, '84

Justin Howerton '06, '07, '08, '09
Lawrence Hudson '84
Matthew Huff '67
Billy Hughs '66
Eugene Hunley '40, '41, '42
Deon Hunter '87, '88, '89
Denton Huston '31
E. O. Hutcheson '24
Patrick Hutchins '90

↳ I

Bobby Iverson '73, '74

↳ J

Eric Jackson '92, '93, '94
Jonathan Jackson '07
Sammy Jackson '57
Eugene Jemison '87
Alonzo Johns '34
Bob Johnson '73
Charles Johnson '49, '50, '51, '52
Dominique Johnson '09, '10, '11
James Johnson '46, '48, '49
Johnny Johnson '48, '49
Luke Johnson '17
Royce Johnson '93
Shawnsom Johnson, '04
Walter Johnson '76 '77
Wayne Johnson '82 '83 '84
Albert Jones '64 '65 '66
Carl Jones '74 '75 '76
Chris Jones '12
Dello Jones '35 '36
Deral Jones '26 '27
Mack Jones '96
Michael Jones, '04, '05
Tony Jones '95 '96

↳ K

Danny Kaspar '77 '78
Charles Kearney '93
Edward Kelly '49 '50 '51
Pat Kelley '51 '52 '53
Howard Keyes '42
Earl King '73 '74 '75 '76
George King '94 '95 '96
James King '57 '58
Ulysses Knight '22 '23
J. C. Knowles '31
Wenlen Knowles '35
Ben Knox '10, '11
Ted Koonce '46

↳ L

Nicky Labus '75
David Lane '55 '56
J. D. Lane '42 '43 '47
Herb Larkins '71
Sean Lathan '93 '94 '95
Robert Lewis '83 '84
Roland Lipscomb '26 '28 '30
Waymond Lister '76 '77 '78 '79
G. A. Lloyd '42
Mike Long '64
Louis Lutrick '50 '51
Bryan Lucas '00, '01
Kenneth Lyons '80 '81 '82 '83

↳ M

Tony Macalik '80 '81 '83
John Malaisse '38 '39 '40



Bernt Malion '79
 Collin Mangrum '07, '09, '10
 Kenneth Mangrum, '99, '00, '01, '02
 Jon Manning '78 '79
 Stewart Marquis '72
 Tave Martin '90
 Unjel Masters '00, '02, '03
 Antwone Matlock '09, '10
 Dan McAlister '21 '22 '23
 Reco McCarter '86 '88
 Ed McClelen '60
 Glen McCracken '18 '19 '20
 L. L. McCombs '24 '25
 Adam McCoy '08, '09
 Morris McCrary '25
 Maurice McCray '24
 Fred McDade '81 '83
 Eph McDaniel '70 '71 '72
 Jeremy McFall '01
 Antonio McKenzie '01, '02
 Delbert McKnight '46 '47 '48
 Bill McLaughlin '59 '60 '61
 Charles McMillian '77 '78
 Smith Meador '17 '18 '19 '20
 W. E. Meador '17
 Billy Menefee '41 '42 '43
 Jerry Merck '70 '71 '72
 Paul Meyer '85 '86
 Norvell Miles '76 '77
 Carl Miller '63 '64 '65 '66
 David Miller '95 '96 '97
 Jack Miller '30 '31
 Jason Miller '00, '01
 Oscar Miller '61 '62 '63
 Ron Miller '65 '66 '67
 W. T. Miller '35 '36
 Don Mitchell '63
 Dwight Mitchell '74
 Fred Mitchell '75 '76 '77 '78
 Joe Mitchell '53 '54 '55 '56
 Marqus Mitchell, '04, '05
 Tony Mitchell, '12
 Jeff Montague Jr. '08
 John Moody '73
 J. D. Moore '31 '32 '33
 Ronnie Morgan '88 '89 '90
 L. B. Morriss '35
 Jim Mudd '59 '60
 Thad Murley '23 '24
 Terence Myracle '26 '27
 Lowell Myrie '90 '91

↳ N

Cecil Nabors '34
 Pat Nash '91 '92
 Jason Neal '96 '97
 Furmia Nealy '80 '81 '82 '83
 Bill Nelson '83 '84
 Trey Norris '12
 Tony Northcross '88
 Jerald Nunley '91 '92

↳ O

George Odufuwa '09, '10, '11
 Thomas Officer '95
 Al Oglesby '57

↳ P

James Palmer '53 '54
 H. A. Perryman '22 '23 '24 '25
 Ray Perryman '29 '30 '31
 Rodrick Peyton '97

Jack Pierce '56 '57 '58
 Bill Pilgrim '57
 Harry Pinkerton '21 '22
 Mike Pistana '92 '93
 Les Pollock '61 '62
 Jimmy Powell '53 '54 '55
 Doyle Preston '38 '39
 Phillip Price '43
 Joe Pride '75
 Butch Pruett '66

↳ R

Randall Raburn '61 '62
 James Rainbolt '58
 Jesse Ratliff '91 '92 '93 '94
 Rip Redman '19
 Avery Redmond '11
 Donald Reed '84
 Doug Reedy '65 '66
 Andrew Reinking '07
 Darrell Reitzel '59 '60
 Chris Reynard '80
 Mike Ritchie '01
 Osborne Richards '25
 Josh Richardson '01
 Hack Richie '37
 H. H. Riley '24
 Sean Riley '96 '97
 Ricky Robertson '87 '88 '89
 Forrest Robinson '12
 Ken Robinson '77 '78 '79 '80
 Scott Roniger, '03, '04
 Jerome Rogers '01, '02, '03, '04
 Harry Roper '21
 W. C. Rowden '37
 Jared Ruffin '06, '07
 Ruben Russell '66 '67
 Bill Rutherford '48 '49 '50

↳ S

Jeryl Sasser '72 '73
 John Savage '62 '63 '64
 Ben Sayles '71
 Dick Schiebel '46
 Doug Schlinder '89 '90 '91
 Travis Schofield '96
 Ray Schufford '90 '91
 Phillip Sewell '74 '75
 Fritz Shankles '17
 Howard Shannon '43
 Jake Short '90
 Shannon Shorter '10, '11
 Al Shumate '70 '71
 Jeffrey Simpson '05, '06
 Floyd Singleton '86 '87
 Hubert Simpson '21
 Adam Smith '94 '95
 Bert Smith '19
 Chris Smith '96
 Dennis Smith '85
 Doyle Smith '38 '39
 Mookie Smith '83
 Will Smith '01, '02, '03, '04
 William Smith '86 '87 '88 '89
 Craig Smoak '77 '78
 John Smyers '31 '32 '33 '34
 Cameron Spencer '10
 Larry Spruiell '74 '75 '77 '78
 Bill Stephens '68 '69
 Harold Stewart '06, '07, '08, '09
 Niko Stojiljkovic '12
 Bill Strong '18
 Frances Stroup '28 '29
 Jim Struck '70 '71

Michael Sturns, '05, '06, '07
 W. O. Swindall '29
 Earl Swindle '85

↳ T

Earl Tanningham '52
 A. B. Tate '40 '41 '42
 Delonte Taylor '81 '82
 Michael Taylor '80 '81
 Weldon Taylor '35
 Paul Tedder '76
 Jerald Temple '90
 Dexter Tennell '99
 Richard Thomas '10
 Ty Thomas '03, '04, '05
 Tristan Thompson '08, '09, '10, '11
 Chuck Thrash '97
 Kenneth Timken '45
 Ewell Titus '37
 Ray Toole '58 '59
 Eric Tramiel '09, '10
 John Tucker '72 '73
 Larry Tucker '70 '71 '72
 Charlie Turner '36

↳ V

Harlan Vander Zee '51 '52 '53
 E. L. Vannoy '37
 David Vasher '79 '80 '81 '82
 Harold Vick '36

↳ W

Rusty Walker '90 '91 '92 '93
 Dick Wall '49 '50 '51
 Brandan Walton '12
 Kenneth Ward '58 '60
 Todd Warren '84 '85
 Charles Washington '97, '98, '99
 Robert Washington '97
 Randall Watkins '27 '28 '29
 Calvin Watson, '04, '05, '06, '07
 Pete Welch '64 '65
 Charles West '21
 Ben West '37
 I. M. West '23
 W. B. West '22
 Crest Whitaker '69 '70
 Arlin White '89
 Josh White '08, '09, '10, '11
 Kellis White '57
 Terence White '01, '02
 Dave Whittington '87 '88
 Walter Wilkerson '20
 Al Williams '79
 Alzee Williams '10, '12
 Calvin Williams, '99, '00
 Donald Williams '89 '90
 Jordan Williams '12
 Ken Williams '75 '76 '77 '78
 Merritt Williams '82
 Norman Williams '70 '71 '72
 Quincy Williams '05, '06, '07, '08
 Dez Willingham '08
 Wendell Williams '87 '88 '89
 Doug Willoughby '67
 Bruce Wilson '47 '48
 Leroy Winfield '68 '69
 Danny Wise '77 '79 '80
 Tom Wolf '71
 Roy Wood '41
 Keith Wooden '07, '08
 Dick Woodward '51 '52 '53

Tony Worrell '85 '86 '87 '88
 Marcellus Wright '01
 Ted Wright '32
 Tony Wright '73 '74 '75

↳ Y

Dan Yarbro '38 '39
 Carl York '27 '28 '29
 C. J. Young '17
 Rich Young '06, '07

↳ Z

Albert Zeretzke '33 '34



RECORDS

↳ post-season appearances

The Mean Green made a triumphant return to the NCAA Tournament in 2010, the program's second berth in four seasons. A school and conference record four All-Sun Belt players punched NT's ticket to the Big Dance with a 66-63 win over Troy in the SBC Tournament finals.

In 2007, Johnny Jones and the Mean Green claimed the program's first-ever Sun Belt Conference Tournament title. North Texas defeated Arkansas State in the championship and received its NCAA Tournament bid since 1988.

Aside from the 1988 Southland Conference Championship title and NCAA Tournament run, the Mean Green's only other post-season appearance occurred in 1943 when it won the Lone Star Conference and advanced to the NAIA national tournament.

North Texas has claimed four conference tournament MVP awards, the latest of which went to George Odufuwa in 2010. Calvin Watson led NT to the 2007 SBC title and earned MVP honors. Mean Green legends Tony Worrell and Kenneth Lyons were named Southland Conference MVPs in 1983 and 1988, respectively.

↳ 2010: NCAA Appearance

Head Coach: Johnny Jones

Record: 24-9

The 2009-10 campaign saw a school-record 24 wins, a school and conference record four All-Sun Belt honorees and the program's fourth straight 20-win season - not to mention NT's second Sun Belt title and NCAA Tournament bid in the last four seasons. With its 66-63 win over Troy, North Texas earned a No. 15 seed and faced No. 2 Kansas State in Oklahoma City's Ford Center. The Wildcats ended the Mean Green's year with an 82-62 win, but the campaign will go down as perhaps the finest in NT history.

↳ 2007: NCAA Appearance

Head Coach: Johnny Jones

Record: 23-11

North Texas punched its ticket to the NCAA Tournament with an 83-75 win over Arkansas State in the Sun Belt Tournament Championship game, clinching its first-ever SBC title. The Mean Green earned a No. 15 seed and headed to New Orleans to take on No. 2 Memphis. The Mean Green opened with a bang, knocking the Tigers on their heels with a six point lead in the opening frame, but the Conference USA Champions rebounded for a 73-58 victory.

↳ 1988: NCAA Appearance

Head Coach: Jimmy Gales

Record: 17-13

The Mean Green earned its first-ever berth in the NCAA Tournament after capturing the 1987-88 Southland Conference regular season and sweeping to wins over McNeese State (82-61) and Northeast Louisiana (87-70) to claim the conference tournament. Matched against North Carolina in the opening round, the Mean Green lost 83-65.

↳ 1943: NAIA Appearance

Head Coach: Pete Shands

Record: 11-14 (Third place finishers in NAIA)

In 1942-43, despite finishing the regular season with a record of 7-13, the Eagles won the Lone Star Conference with a mark of 4-2 to claim a berth in the NAIA national tournament in Kansas City. Once there, North Texas got on a roll and won its first three games against Wisconsin Stout (60-37), York (51-49) and Hamline (45-41). After losing to Northwest Missouri State (47-31) in the semifinals, the Eagles bounced back to claim third place with a 59-54 win over Murray State.



Season	Head Coach	Overall	Conference
1916-17	J.W. St. Clair	4-6	
1917-18	J.W. St. Clair	9-2	
1918-19	J.W. St. Clair	7-4	
1919-20	J.W. St. Clair	5-2	
1920-21	Theron Fouts (Baylor, '27)	5-3	

TEXAS INTERCOLLEGIATE ATHLETIC ASSOCIATION

1921-22	J.W. St. Clair	11-1	10-0 (1st)
1922-23	J.W. St. Clair	13-1	11-1 (1st)
1923-24	J.W. St. Clair	9-5	9-5 (NA)
1924-25	John Reid (Baylor, '27)	11-5	11-5 (6th)
1925-26	John Reid	20-5	12-2 (1st)
1926-27	John Reid	16-7	13-2 (1st)
1927-28	John Reid	14-8	8-4 (3rd)
1928-29	John Reid	18-6	8-4 (3rd)
1929-30	Terrance Myracle	10-5	5-5 (NA)
1930-31	Terrance Myracle	12-12	4-6 (5th)

LONE STAR CONFERENCE

1931-32	Terrance Myracle	9-11	6-4 (2nd)
1932-33	Terrance Myracle	7-8	5-5 (3rd)
1933-34	Jack Sisco (Baylor, '27)	7-13	3-7 (5th)
1934-35	Jack Sisco	8-14	1-7 (5th)
1935-36	Pete Shands (SW Texas, '24)	6-10	2-6 (4th)
1936-37	Pete Shands	8-7	3-5 (4th)
1937-38	Pete Shands	14-7	6-2 (1st)
1938-39	Pete Shands	13-10	3-5 (4th)
1939-40	Pete Shands	9-15	3-5 (4th)
1940-41	Pete Shands	5-14	1-7 (5th)
1941-42	Pete Shands	11-6	6-2 (1st)
1942-43	Pete Shands	11-14	4-2 (1st)

NO TEAM FROM 1943-45 DUE TO WORLD WAR II

1945-46	Pete Shands	6-10	6-4 (3rd)
1946-47	Pete Shands	13-10	8-4 (2nd)
1947-48	Pete Shands	15-10	9-3 (1st)
1948-49	Pete Shands	10-11	4-8 (6th)

GULF COAST CONFERENCE

1949-50	Pete Shands	10-16	2-4 (2nd)
1950-51	Pete Shands	12-12	3-1 (1st)
1951-52	Pete Shands	15-8	4-2 (1st)
1952-53	Pete Shands	18-4	7-1 (1st)
1953-54	Pete Shands	19-9	7-1 (1st)
1954-55	Pete Shands	8-16	3-5 (2nd)
1955-56	Pete Shands	9-13	1-5 (3rd)
1956-57	Pete Shands	3-20	2-4 (3rd)

MISSOURI VALLEY CONFERENCE

1957-58	Pete Shands	3-18	1-13 (8th)
1958-59	Pete Shands	6-18	2-12 (8th)
1959-60	Charles Johnson (NTSC, '52)	7-19	1-13 (8th)
1960-61	Charles Johnson	2-22	1-11 (7th)
1961-62	Charles Johnson	3-23	0-12 (7th)
1962-63	Charles Johnson	10-14	4-8 (6th)
1963-64	Charles Johnson	7-17	1-11 (7th)
1964-65	Charles Johnson	7-19	1-13 (8th)
1965-66	Dan Spika (Wisconsin, '54)	5-20	0-14 (8th)
1966-67	Dan Spika	12-13	4-10 (7th)
1967-68	Dan Spika	8-18	3-13 (8th)
1968-69	Dan Spika	15-10	8-8 (4th)
1969-70	Dan Spika	18-8	11-5 (3rd)
1970-71	Harry Miller (E. New Mexico, '51)	10-15	4-10 (7th)
1971-72	Gene Robbins (SE Okla., '54)	8-18	2-12 (7th)
1972-73	Gene Robbins	9-16	4-10 (8th)
1973-74	Gene Robbins	13-13	4-8 (7th)
1974-75	Gene Robbins	6-20	3-11 (7th)

INDEPENDENT

1975-76	Bill Blakeley (Abilene Christian, '56)	22-4
1976-77	Bill Blakeley	21-6
1977-78	Bill Blakeley	22-6
1978-79	Bill Blakeley	11-16
1979-80	Bill Blakeley	13-14
1980-81	Bill Blakeley	15-12
1981-82	Bill Blakeley	15-12

SOUTHLAND CONFERENCE

1982-83	Bill Blakeley	15-15	5-7 (5th)
1983-84	Tommy Newman (Wichita St., '68)	9-19	3-9 (6th)
1984-85	Tommy Newman	5-23	1-11 (7th)
1985-86	Tommy Newman	10-18	4-8 (6th)
1986-87	Jimmy Gales (Alcorn St., '63)	11-17	4-6 (4th)
1987-88	Jimmy Gales	17-13	12-2 (1st)!
1988-89	Jimmy Gales	14-15	10-4 (1st)
1989-90	Jimmy Gales	5-25	3-11 (7th)
1990-91	Jimmy Gales	17-13	11-3 (2nd)
1991-92	Jimmy Gales	15-14	12-6 (2nd)
1992-93	Jimmy Gales	5-21	5-13 (9th)
1993-94	Tim Jankovich (Kansas St., '82)	14-15	9-9 (4th)
1994-95	Tim Jankovich	14-13	9-9 (4th)
1995-96	Tim Jankovich	15-13	12-6 (2nd)

BIG WEST CONFERENCE

1996-97	Tim Jankovich	10-16	5-11 (5th)#
1997-98	Vic Trilli (Midwestern St., '76)	5-21	4-12 (6th)#
1998-99	Vic Trilli	4-22	4-12 (6th)#
1999-00	Vic Trilli	7-20	5-11 (6th)#

- Eastern Division

SUN BELT CONFERENCE

2000-01	Vic Trilli	4-24	1-15 (6th)*
2001-02	Johnny Jones (LSU, '85)	15-14	8-7 (4th)*
2002-03	Johnny Jones	7-21	2-13 (6th)*
2003-04	Johnny Jones	13-15	8-8 (3rd)*
2004-05	Johnny Jones	14-14	6-9 (T4th)*
2005-06	Johnny Jones	14-14	6-9 (T4th)*
2006-07	Johnny Jones	23-11	10-8 (3rd)*!
2007-08	Johnny Jones	20-11	10-8 (3rd)*
2008-09	Johnny Jones	20-12	11-7 (2nd)*
2009-10	Johnny Jones	24-9	13-5 (1st)*!
2010-11	Johnny Jones	22-11	8-8 (4th)*
2011-12	Johnny Jones	18-14	9-7 (4th)*

* - Sun Belt West Division finish

! - Tournament Champions



RECORDS

↳ coaching records

↳ Career Coaching Records

NAME	YEARS	CAREER	RECORD	PCT.
J.W. St. Clair.....	7	1916-20, 1921-24	58-21	.734
John Reid.....	5	1924-29	79-31	.718
Theron Fouts.....	1	1920-21	5-3	.625
Bill Blakeley.....	8	1976-83	134-85	.612
Johnny Jones.....	11	2001-12	190-146	.565
Terrance Myracle.....	4	1929-33	38-36	.514
Tim Jankovich.....	4	1993-97	53-57	.482
Pete Shands.....	22	1935-59	224-258	.465
Dan Spika.....	5	1965-70	58-69	.457
Jimmy Gales.....	7	1986-93	84-118	.416
Harry Miller.....	1	1970-71	10-15	.400
Jack Sisco.....	2	1933-35	15-27	.357
Gene Robbins.....	4	1971-75	36-67	.350
Tommy Newman.....	3	1983-86	24-60	.286
Charles Johnson.....	6	1959-65	36-114	.240
Vic Trilli.....	4	1997-01	20-87	.186

↳ Coaching Victories

Coach	Wins
Pete Shands.....	224
Johnny Jones.....	190
Bill Blakeley.....	134
Jimmy Gales.....	84
John Reid.....	79
J.W. St. Clair.....	58
Dan Spika.....	58
Tim Jankovich.....	53
Terrance Myracle.....	38
Charles Johnson.....	36
Gene Robbins.....	36
Tommy Newman.....	24
Vic Trilli.....	20
Jack Sisco.....	15
Harry Miller.....	10
Theron Fouts.....	5

↳ Winning Seasons (.500 +)

Coach	Seasons
Pete Shands.....	9
Johnny Jones.....	9
J.W. St. Clair.....	6
Bill Blakeley.....	6
John Reid.....	5
J. W. St. Clair.....	3
Jimmy Gales.....	3
Dan Spika.....	2
Tim Jankovich.....	2
Terrance Myracle.....	2
Gene Robbins.....	1

↳ Super Pit Record: 321-181 (.639)

Year	Avg. Attendance	Record
1973-74	n/a	10-5
1974-75	n/a	4-8
1975-76	4,396	14-0
1976-77	5,521	10-2
1977-78	3,661	14-0
1978-79	n/a	6-6
1979-80	n/a	7-5
1980-81	n/a	9-4
1981-82	2,776	8-3
1982-83	2,603	9-6
1983-84	1,465	5-7
1984-85	1,243	4-7
1985-86	1,508	8-5
1986-87	2,523	8-4
1987-88	2,927	9-4
1988-89	3,406	8-4
1989-90	2,571	2-10
1990-91	2,749	11-2
1991-92	2,619	7-4
1992-93	1,959	5-7
1993-94	2,206	8-4
1994-95	2,406	9-5
1995-96	2,314	9-3
1996-97	1,939	6-6
1997-98	2,502	3-6
1998-99	2,340	3-7
1999-00	2,633	5-7
2000-01	1,542	3-9
2001-02	1,809	10-3
2002-03	2,159	3-8
2003-04	2,031	9-3
2004-05	2,285	9-6
2005-06	2,147	11-4
2006-07	2,067	13-3
2007-08	3,178	15-2
2008-09	3,084	11-4
2009-10	2,716	12-2
2010-11	3,552	14-2
2011-12	4,006	10-4



↳ Series Records At The Super Pit

SCHOOL	W	L	SCHOOL	W	L
Alabama	0	1	Northwestern Okla. State	1	0
Alcorn State	3	0	Northwestern State	10	1
Angelo State	2	0	Oklahoma Panhandle St.	1	0
Arizona State	1	0	Oklahoma State	1	2
Arkansas-Little Rock	3	6	Oral Roberts	2	2
Arkansas State	9	8	Pacific	1	1
Austin College	1	0	Pepperdine	0	1
Avila College	1	0	Phillips	1	0
Baylor	4	5	Portland State	1	1
Belhaven	1	0	Rice	2	0
Boise State	1	2	Roosevelt	1	0
Bradley	2	1	St. Edward's	3	0
Cal State Fullerton	1	1	St. Gregory's	1	0
Cal Poly	1	1	St. Louis	1	1
UC Irvine	2	0	St. Mary's	2	1
UC Santa Barbara	1	0	Sam Houston State	11	1
Cameron	4	0	Samford	3	0
Centenary	4	2	San Diego	0	1
Central Oklahoma	2	0	South Alabama	5	5
Chattanooga	1	0	SMU	4	3
Chicago State	1	0	S. Mississippi	0	2
Colorado	0	1	Southeastern Louisiana	2	2
Colorado State	2	0	Southeast Missouri St.	1	0
Creighton	1	0	Southern	2	0
Denver	10	2	Southwest Missouri St.	1	0
DePaul	0	1	Southwestern (KS)	1	0
Drake	0	2	Southwestern (TX)	2	1
East Texas Baptist	1	0	Stephen F. Austin	6	5
FIU	5	2	Tarleton State	2	0
Florida Atlantic	4	1	Tennessee Tech	1	0
Fresno State	0	1	Texas	2	1
Georgia Southern	1	0	Texas Southern	1	2
Grambling State	2	0	Texas Wesleyan	0	2
Hardin-Simmons	8	1	Texas A&M	1	0
Hartford	1	0	Texas A&M-Commerce	1	0
Henderson State	3	0	Texas A&M-International	1	0
Houston	0	2	Texas A&M-Kingsville	3	0
Houston Baptist	2	1	TCU	6	3
Idaho	0	3	Texas Lutheran	1	0
Illinois State	1	0	Texas-Permian Basin	2	0
Indiana	0	1	Texas Southern	1	0
Indiana State	1	0	Texas Tech	2	2
Jackson State	5	0	UNC Wilmington	1	0
Jarvis Christian	1	0	UT Arlington	18	8
Kansas State	1	1	UT Pan American	4	7
Lamar	7	3	UT San Antonio	6	3
Lipscomb	1	0	Texas State	8	3
Long Beach State	3	1	Trinity	1	0
Louisiana-Lafayette	9	5	Troy	4	1
Louisiana-Monroe	10	11	Tulsa	1	4
Louisiana State	0	1	Univ. of the Southwest	1	0
Louisiana Tech	2	5	Utah State	1	2
Mary Hardin Baylor	1	0	VCU	1	0
MD-Baltimore County	1	0	Wayland Baptist	2	0
Middle Tennessee St.	2	4	Weber State	1	0
Memphis State	1	0	Western Kentucky	2	3
McMurry	1	0	West Texas A&M	5	1
McNeese State	10	6	Westmont College	1	0
Midwestern State	1	0	Wichita State	2	0
Mississippi	0	1	Wisconsin-Parkside	1	0
Montana State	0	1	Wyoming	0	1
Nebraska	0	1			
Nevada	2	2			
New Mexico State	5	5			
New Orleans	6	7			
Nicholls State	5	2			
North Carolina A&T	1	0			

↳ Super Pit Records

NORTH TEXAS TEAM

Points: 125 vs. Texas A&I (12/5/75)
Points in a Half: 66, First Half vs. Texas A&I (12/5/75)
Field Goals: 54 vs. Texas A&I (12/1/75)
Field Goal Attempts: 117 vs. Creighton (2/26/77)
Field Goal Percentage: .674 vs. Sam Houston State (1/28/95)
3-Point Field Goals: 19 vs. Mary Hardin-Baylor (11/25/96)
3-Point Field Goal Attempts: 38 vs. New Mexico St. (1/22/98)
3-Point Field Goal Percentage: .722 vs. Nicholls St. (2/3/94)
Free Throws: 36, last vs. Henderson State (11/12/10)
Free Throw Attempts: 49 vs. South Alabama (2/9/02)
Free Throw Percentage: .920 vs. Virginia Commonwealth (1/24/76)
Rebounds: 80 vs. Texas A&I (12/1/75)
Assists: 30 vs. Northwestern St. (2/25/89)
Steals: 20 vs. UT-Permian Basin (12/28/05)
Blocked Shots: 11 vs. Nicholls State (12/10/05); vs. New Orleans (2/8/07)
Team Fouls: 36 vs. Centenary (1/15/79)

NORTH TEXAS INDIVIDUAL

Points: 44, Donnell Hayden vs. Nicholls St. (12/5/90)
Points in a Half: 28, Jon Manning vs. Baylor (12/4/78)
Field Goals: 18, Stan Blackmon vs. Chicago St. (1/14/74);
 Donnell Hayden vs. Nicholls State (12/5/90)
Field Goal Attempts: 34, Donnell Hayden vs. Nicholls St. (12/5/90)
3-Point Field Goals: 8, Chad Elstun vs. Nicholls St. (2/3/94)
Free Throws: 16, Jesse Ratliff vs. Nicholls State (1/15/92)
Free Throw Attempts: 22, Jermaine Green vs. South Alabama (2/9/02)
Rebounds: 29, Ken Williams vs. Lamar (1/18/78)
Assists: 12, Deon Alexander vs. Southwestern (KS) (2/25/87)
Steals: 6, Lee Green vs. Lipscomb (12/19/01); Isaac Hines vs. Arkansas St. (1/22/05)
Blocked Shots: 8, Jason Miller vs. New Mexico St. (1/24/01)

OPPONENT INDIVIDUAL

Points: 45, Charles Bailey, Fresno State (12/30/73)
Field Goals: 18, Charles Bailey, Fresno State (12/30/73)
Field Goal Attempts: 35, Freeman Williams, Portland State (1/29/77)
Free Throws: 16, Marlon Anderson, UT-San Antonio (3/4/95)
Free Throw Attempts: 18, Rick Apke, Creighton (2/26/77)
Rebounds: 23, Chris Jackson, New Mexico State (2/1/03)

↳ Opening Night at The Super Pit

Date: Tuesday, December 4, 1973
Opponent: TCU
Score: North Texas 109, TCU 93
First Field Goal: Tony Wright, NT
Leading NT Scorer & Rebounder: Bobby Iverson, 30 pts., 16 reb.
North Texas Head Coach: Gene Robbins
TCU Head Coach: Johnny Swain
Who Was An NT Assistant?: Billy Tubbs.

↳ Top 10 Crowds at The Super Pit

- 10,600 -- vs. SMU (1/22/77)
- 9,100 -- vs. DePaul (12/16/80)
- 8,816 -- vs. West Texas St. (3/1/76)
- 8,100 -- vs. Texas (1/17/80)
- 7,105 -- vs. Texas Tech (11/16/10)
- 7,100 -- vs. Pan American (3/2/77)
- 7,087 -- vs. Bradley (2/28/76)
- 6,921 -- vs. ULL (2/18/12)
- 6,838 -- vs. LSU (12/22/11)
- 6,820 -- vs. Baylor (12/8/76)
- 6,793 -- vs. OSU (11/14/07)
- 6,500 -- vs. Creighton (2/26/77)



RECORDS

↳ vs ap ranked opponents

Opponent	Rank	Date	W/L	Score	Site
Oklahoma City	18	1/11/1952	W	51-49	H
Oklahoma City	18	1/15/1952	L	65-41	A
Oklahoma State	5	1/23/1954	L	66-51	A
Cincinnati	4	12/20/1957	L	94-52	H
Bradley	12	1/4/1958	L	73-53	H
Wichita State	20	1/8/1958	L	80-54	H
Cincinnati	7	1/11/1958	L	127-57	A
Bradley	10	1/13/1958	L	85-58	A
Oklahoma State	9	1/25/1958	L	66-44	H
Oklahoma State	10	2/24/1958	L	63-52	A
Bradley	9	1/10/1959	L	79-58	H
Cincinnati	7	1/12/1959	L	64-56	H
St. Louis	15	2/2/1959	L	98-57	A
St. Louis	8	2/23/1959	L	70-58	H
Bradley	9	2/28/1959	L	80-58	A
Cincinnati	3	3/2/1959	L	95-64	A
St. Louis	12	1/9/1960	L	95-65	A
Bradley	2	2/6/1960	L	101-61	A
Cincinnati	1	2/8/1960	L	123-74	A
Bradley	2	2/20/1960	L	69-39	H
Cincinnati	1	2/22/1960	L	85-54	H
St. Louis	16	2/29/1960	L	85-63	H
Bradley	2	1/14/1961	L	110-72	H
Bradley	5	2/18/1961	L	105-70	A
Cincinnati	3	2/25/1961	L	73-43	H
Cincinnati	3	1/25/1962	L	89-61	A
Bradley	9	1/27/1962	L	84-70	A
Cincinnati	3	2/3/1962	L	77-50	H
Bradley	7	2/8/1962	L	91-61	H
Cincinnati	1	1/10/1963	L	75-58	H
Wichita State	8	1/25/1963	W	69-67	A
Cincinnati	1	2/21/1963	L	94-61	A
Wichita State	8	2/28/1963	L	89-73	H
Drake	10	2/20/1964	L	77-71	A
Wichita State	5	3/2/1964	L	90-83	A
Wichita State	2	1/2/1965	L	107-88	A
Wichita State	4	2/20/1965	L	69-67	H
Louisville	2	1/5/1967	L	86-66	A
Cincinnati	8	1/7/1967	L	74-71	A
Louisville	2	2/16/1967	L	68-61	H
Houston	2	12/29/1967	L	45-43	N
Santa Clara	10	12/20/1968	L	46-31	A
Cincinnati	10	12/28/1968	L	74-62	A
Louisville	14	12/30/1968	L	86-73	A
Tulsa	14	1/27/1969	L	104-94	A
Tulsa	19	3/1/1969	W	89-84	H
Marquette	12	12/13/1969	L	83-60	A
Drake	16	1/29/1970	L	95-84	A
Drake	11	2/10/1970	W	93-81	H
Marquette	3	12/23/1970	L	67-57	N
Louisville	13	1/7/1971	L	90-72	H
Louisville	6	1/24/1971	L	95-72	A
Louisville	15	2/27/1971	W	79-73	A
Memphis	15	2/12/1972	L	87-80	H
Louisville	3	2/29/1972	L	90-85	H
Long Beach State	6	12/1/1972	L	63-56	A
Kansas State	16	12/11/1972	L	76-62	A
Memphis	14	2/22/1973	L	93-88	H
Louisville	15	1/31/1974	L	97-81	A
Louisville	7	2/1/1975	L	112-67	A
Syracuse	8	1/3/1978	L	94-84	A
Marquette	16	12/29/1978	L	84-69	A
Arkansas	14	1/4/1979	L	96-71	A
DePaul	1	2/2/1980	L	102-71	A
Brigham Young	19	12/12/1980	L	108-92	A
DePaul	1	12/16/1980	L	92-86	H
Memphis	9	2/14/1983	L	80-63	H
Memphis	5	11/26/1983	L	101-79	A
SMU	6	12/19/1984	L	90-45	A

Opponent	Rank	Date	W/L	Score	Site
Louisiana Tech	12	1/17/1985	L	68-50	A
Louisiana Tech	14	2/9/1985	L	90-72	H
Missouri	8	12/4/1987	L	74-56	A
North Carolina*	7	3/17/1988	L	83-65	N
Oklahoma State	23	11/28/1989	L	94-66	H
Oklahoma	6	12/29/1989	L	147-94	N
Texas	18	12/7/1996	L	71-56	A
Alabama	20	12/18/1996	L	72-55	A
Iowa	15	11/16/1997	L	112-64	A
Maryland	5	12/23/1998	L	132-57	A
Arkansas	20	12/30/1998	L	100-77	A
Oklahoma State	21	11/27/1999	L	103-65	A
Tulsa	25	12/30/1999	L	113-77	H
Arkansas	21	12/5/2000	L	97-77	A
Oklahoma	20	12/9/2000	L	100-72	A
Alabama	18	12/16/2000	L	94-55	N
Oklahoma State	15	11/24/2001	L	77-58	A
Western Kentucky	20	3/2/2002	L	82-68	N
Indiana	19	12/1/2002	L	84-58	A
Alabama	18	11/21/2004	L	85-71	A
Texas	14	12/7/2004	L	86-57	A
Memphis*	5	3/16/2007	L	73-58	N
Texas	4	12/5/2007	L	88-72	A
Texas A&M	16	12/7/2009	L	75-65	A
Kansas State*	9	3/18/2010	L	82-62	N
Kansas	7	11/19/10	L	93-60	A
Mississippi State	24	11/27/11	L	82-59	A

* NCAA Tournament Opening Round; Opponent was a No. 2 seed

All rankings are based on Associated Press Poll on the date of the game

Ranked Opponent Breakdown

- vs No. 1 - (0-6)
- vs Top 5 - (0-28)
- vs Top 10 - (1-54)
- vs Top 25 - (5-91)
- Highest Ranked Win - No. 8 Wichita State (69-67 on Jan. 25, 1963)
- Last Ranked Win - No. 15 Louisville (79-73 on Feb. 27, 1971)
- Current Streak - 43 straight losses



↳ **The J.W. St. Clair Era**
58-21 Career

1916-17 (4-6)

Jan. 17 -- Southern Methodist.....	L	23-25
Jan. 22 -- Southeast Oklahoma.....	W	49-15
Jan. 31 -- @ Dallas University.....	W	20-14
Feb. 4 -- Texas Christian.....	L	27-28
Feb. 9 -- @ Texas Christian.....	L	14-21
Feb. 15 -- @ Decatur Baptist.....	L	17-39
Feb. 17 -- Austin College.....	W	35-11
Feb. 19 -- Decatur Baptist.....	L	28-30
Feb. 20 -- Decatur Baptist.....	L	21-22
Feb. 27 -- Dallas University.....	W	24-6

1917-18 (9-2)

East Texas State.....	W	14-4
Texas.....	W	24-20
Texas Christian.....	W	20-15
Dallas Baptist.....	W	24-7
Decatur Baptist.....	W	41-30
Decatur Baptist.....	L	14-32
Southern Methodist.....	L	11-26
Texas Christian.....	W	21-19
Dallas University.....	W	39-6
Decatur Baptist.....	W	25-18
Decatur Baptist.....	W	28-19

1918-19 (7-4)

Texas Christian.....	L	33-46
Texas.....	L	19-52
Texas.....	W	25-18
Baylor.....	W	20-19
Austin College.....	W	33-1
Austin College.....	W	35-11
Decatur Baptist.....	L	19-47
Decatur Baptist.....	L	14-34
Decatur Baptist.....	W	17-16
Decatur Baptist.....	W	32-16
Texas Christian.....	W	26-16

1919-20 (5-2)

@ Baylor Medical.....	L	26-27
@ Texas Christian.....	L	16-48
Baylor Medical.....	W	12-4
Baylor.....	W	35-20
Baylor.....	W	23-9
Trinity.....	W	37-13
Trinity.....	W	42-11

↳ **The Theron J. Fouts Era**
5-3 Career

1920-21 (5-3)

Baylor Medical.....	L	14-17
Hardin-Simmons.....	L	23-39
Hardin-Simmons.....	L	22-30
Abilene Christian.....	W	19-10
Abilene Christian.....	W	36-9
Dallas University.....	W	62-2
Baylor Medical.....	W	9-6

↳ **The J.W. St. Clair Era**
58-21 Career

1921-22 (11-1)

Jan. 5 -- Southwestern.....	W	47-32
Jan. 11 -- Austin College.....	W	31-14
Jan. 12 -- Austin College.....	W	39-17
Jan. 20 -- @ Southwest Texas.....	W	48-8
Jan. 20 -- @ Southwest Texas.....	W	30-16
@ Southwestern.....	W	32-29
Hardin-Simmons.....	W	29-13
Hardin-Simmons.....	W	48-17
Tulsa.....	L	28-32
Tulsa.....	W	42-29
Southwest Texas.....	W	50-12
Southwest Texas.....	W	46-16

1922-23 (13-1)

Texas Christian.....	W	26-10
Texas Christian.....	W	33-18
Southwestern.....	W	28-19
Southwestern.....	W	21-9
Southwest Texas.....	W	24-18
Southwest Texas.....	W	24-18
West Texas State.....	W	28-18
West Texas State.....	L	20-22
Austin College.....	W	21-12
Austin College.....	W	28-13
Texas Christian.....	W	34-14
Texas Christian.....	W	27-20
Tulsa.....	W	25-20
Tulsa.....	W	19-14

1923-24 (9-5)

@ Southwest Texas.....	W	27-23
@ Southwest Texas.....	L	21-26
@ Southwestern.....	L	10-14
@ Southwestern.....	W	14-4
Feb. 4 -- Austin College.....	W	27-15
Feb. 5 -- Austin College.....	W	22-21
@ Austin College.....	L	15-22
@ Austin College.....	W	36-16
West Texas State.....	L	20-25
West Texas State.....	L	17-20
Southwest Texas.....	W	25-20
Southwest Texas.....	W	21-15
Southwestern.....	W	29-14
Southwestern.....	W	30-28

↳ **The John Reid Era**
79-31 Career

1924-25 (11-5)

Daniel Baker.....	L	17-23
Daniel Baker.....	W	33-9
Howard Payne.....	L	14-16
Howard Payne.....	L	20-21
East Texas State.....	W	22-17
East Texas State.....	W	28-21
Southwest Texas.....	W	23-21
Southwest Texas.....	W	25-18
Austin College.....	W	39-28
Austin College.....	W	33-14
Austin College.....	W	36-16
Austin College.....	W	40-25
Trinity.....	W	22-21
Trinity.....	W	32-22
West Texas State.....	L	21-25
West Texas State.....	L	13-27

1925-26 (20-5)

Texas-Arlington.....	W	32-12
Texas-Arlington.....	W	36-11
Southern Methodist.....	L	20-21
Southern Methodist.....	W	21-16
Texas Christian.....	L	17-21
Texas Christian.....	W	36-23
Texas Christian.....	L	37-28
Texas Christian.....	L	11-16
Decatur Baptist.....	W	38-18
Austin College.....	W	42-8
East Texas State.....	W	36-18
Sam Houston State.....	L	19-23
Sam Houston State.....	W	37-23
Stephen F. Austin.....	W	25-21
Stephen F. Austin.....	W	23-18
East Texas State.....	W	25-11
East Texas State.....	W	37-23
Austin College.....	W	42-11
Daniel Baker.....	W	36-29
Daniel Baker.....	W	31-24
Southwest Texas.....	W	27-20
Southwest Texas.....	W	24-17
East Texas State.....	W	35-20
West Texas State.....	W	37-32
West Texas State.....	L	29-31

1926-27 (16-7)

Decatur Baptist.....	W	45-16
Baylor.....	L	15-22
Baylor.....	L	8-29
Southern Methodist.....	W	33-22
Southern Methodist.....	L	10-23
Southern Methodist.....	L	11-18
Texas Christian.....	L	17-20
Jan. 15 -- Austin College.....	W	40-13
Jan. 17 -- Sam Houston State.....	W	37-12
Jan. 18 -- Sam Houston State.....	W	44-16
Jan. 24 -- East Texas State.....	W	34-21
Jan. 28 -- @ East Texas State.....	W	23-17
Feb. 2 -- Stephen F. Austin.....	W	29-13
Feb. 2 -- Stephen F. Austin.....	W	41-17
@ Abilene Christian.....	W	37-18
@ Abilene Christian.....	W	45-30
Feb. 11 -- Southwest Texas.....	W	3226
Feb. 12 -- Southwest Texas.....	W	26-15
Abilene Christian.....	W	32-16
Abilene Christian.....	W	32-21
@ West Texas State.....	L	22-28
@ West Texas State.....	W	26-17
Mar. 15 -- West Texas State.....	L	22-29

1927-28 (14-8)

Baylor.....	W	25-21
Baylor.....	L	11-28
Texas Christian.....	L	16-17
Southern Methodist.....	L	13-27
Southern Methodist.....	W	26-23
Hardin-Simmons.....	W	27-17
Hardin-Simmons.....	W	23-13
Texas Christian.....	L	23-29
Austin College.....	W	47-10
Austin College.....	W	29-26
Sam Houston State.....	L	25-31
Sam Houston State.....	W	27-22
Stephen F. Austin.....	W	27-19
Stephen F. Austin.....	W	41-14
East Texas State.....	W	30-14
West Texas State.....	W	22-12
West Texas State.....	L	19-26
Southwest Texas.....	L	28-34
Southwest Texas.....	W	34-17
McMurry.....	W	32-22
McMurry.....	W	55-21
East Texas State.....	L	25-30

1928-29 (18-6)

Southern Methodist.....	W	25-20
Baylor.....	W	45-17
Baylor.....	W	36-14
Oklahoma Baptist.....	W	46-26
Southern Methodist.....	W	28-13
Texas Christian.....	L	33-39
Hardin-Simmons.....	L	23-34
Hardin-Simmons.....	W	32-14
Texas Christian.....	W	25-23
Oklahoma Baptist.....	W	22-16
Stephen F. Austin.....	W	37-19
Stephen F. Austin.....	L	20-3
Southwest Texas.....	W	29-21
Southwest Texas.....	W	25-18
Abilene Christian.....	W	26-16
Abilene Christian.....	W	47-15
Hardin-Simmons.....	L	11-12
Hardin-Simmons.....	W	26-14
Sam Houston State.....	W	38-20
Sam Houston State.....	W	28-27
Daniel Baker.....	L	32-33
East Texas State.....	W	59-39
East Texas State.....	W	33-22
Daniel Baker.....	L	26-30



RECORDS

↳ all-time results

↳ The Terrance Myracle Era 38-36 Career

1929-30 - (10-5)

Southern Methodist	W	26-14
Hardin-Simmons	L	18-21
Hardin-Simmons	W	46-31
West Texas State	L	16-26
West Texas State	W	23-21
Austin College	W	28-16
Austin College	W	28-16
Southwest Texas	W	19-17
Southwest Texas	W	24-14
Sam Houston State	W	25-20
Sam Houston State	L	25-28
East Texas State	L	17-24
East Texas State	L	18-24
Abilene Christian	W	38-23
Abilene Christian	W	29-15

1930-31 - (12-12)

Texas	L	32-33
Texas	W	29-26
Texas Christian	L	25-28
Southern Methodist	L	16-36
Texas Christian	L	29-30
Southern Methodist	W	31-25
Austin College	W	36-10
Austin College	W	32-20
Trinity	W	44-17
Trinity	W	53-22
Abilene Christian	W	33-17
Stephen F. Austin	L	31-34
Sam Houston State	L	16-24
Daniel Baker	W	32-23
Daniel Baker	L	23-24
Stephen F. Austin	L	22-26
Southwest Texas	L	23-32
Sam Houston State	W	35-25
Texas A&I	W	34-20
Texas A&I	W	35-25
Southwest Texas	L	16-31
East Texas State	L	34-46
East Texas State	L	33-40
Abilene Christian	W	36-28

1931-32 - (9-11)

West Texas State	L	18-45
Hardin-Simmons	L	27-43
Hardin-Simmons	W	36-29
Austin College	W	54-20
Baylor	W	24-21
Baylor	L	24-25
Texas Christian	L	12-30
Texas Christian	L	19-34
Southern Methodist	L	31-32
Southern Methodist	L	17-36
Rice	L	29-45
Rice	W	24-16
Southwest Texas	W	41-22
Trinity	W	36-19
Sam Houston State	W	28-21
Southwest Texas	L	17-33
Stephen F. Austin	L	25-29
East Texas State	L	19-23
East Texas State	W	35-28
Trinity	W	24-13

1932-33 - (7-8)

Baylor	W	32-28
Texas Christian	L	19-21
Texas Christian	L	20-24
Arkansas	L	20-34
Arkansas	L	26-36
Abilene Christian	W	31-21
Southwest Texas	W	33-22
Trinity	W	37-23
Stephen F. Austin	L	38-39
Southwest Texas	W	24-16
Stephen F. Austin	L	31-37
East Texas State	L	25-30

Trinity	W	38-26
East Texas State	L	26-34

↳ The Jack Sisco Era 15-27 Career

1933-34 - (7-13)

Texas Christian	L	33-44
Texas Christian	L	13-39
Texas A&I	L	25-39
Texas A&I	L	21-23
Hardin-Simmons	L	28-42
Hardin-Simmons	W	32-30
Abilene Christian	L	24-25
Abilene Christian	W	32-31
Austin College	W	37-18
Austin College	W	55-24
Southwest Texas	W	28-26
East Texas State	L	22-36
Sam Houston State	L	18-33
Stephen F. Austin	L	35-39
Sam Houston State	L	34-36
Southwest Texas	L	21-31
Trinity	W	34-29
Stephen F. Austin	L	24-47
Trinity	W	42-41
East Texas State	L	21-28

1934-35 - (8-14)

Southern Methodist	L	27-63
Southern Methodist	L	17-33
Texas Christian	L	19-34
Texas Christian	L	17-36
Texas Wesleyan	W	40-34
Texas Wesleyan	W	57-28
Hardin-Simmons	W	20-18
Hardin-Simmons	L	18-36
McMurry	L	20-29
McMurry	W	36-28
Abilene Christian	W	25-20
Austin College	W	37-27
Austin College	W	37-14
Abilene Christian	L	20-27
Sam Houston State	W	26-18
Stephen F. Austin	L	27-39
East Texas State	L	19-40
Southwest Texas	L	18-19
Sam Houston State	L	34-42
Southwest Texas	L	27-30
Stephen F. Austin	L	22-53
East Texas State	L	31-43

↳ The H.G. Shands Era 224-258 Career

1935-36 - (6-10)

Austin College	W	25-23
Austin College	W	42-26
McMurry	W	35-26
Abilene Christian	L	29-38
E. Central Oklahoma	L	31-41
E. Central Oklahoma	L	34-56
Howard Payne	L	28-30
Howard Payne	W	33-22
Jan. 17 -- Sam Houston State	W	25-22
Jan. 31 -- Stephen F. Austin	L	21-27
Feb. 7 -- @ Sam Houston State	W	33-28
Feb. 8 -- @ Stephen F. Austin	L	22-50
Feb. 16 -- Southwest Texas	L	16-20
Feb. 21 -- @ Southwest Texas	L	28-32
Feb. 24 -- East Texas State	L	31-36
Feb. 28 -- @ East Texas State	L	16-18

1936-37 - (8-7)

Southern Methodist	L	19-37
Southern Methodist	W	29-26
Texas Christian	W	33-23
Texas Christian	L	30-40
Central Oklahoma St.	W	34-24
McMurry	W	25-18

Texas Christian	W	41-22
East Texas State	L	29-34
Southwest Texas	W	30-27
Stephen F. Austin	W	33-3
Stephen F. Austin	L	25-41
Sam Houston State	L	25-33
Southwest Texas	W	27-26
Sam Houston State	L	27-28
East Texas State	L	27-33

1937-38 - (14-7)

Dec. 26 -- vs. Central Oklahoma St. *	W	35-30
Dec. 27 -- vs. Central Oklahoma St. *	W	35-22
Dec. 28 -- vs. Rice *	W	43-23
Dec. 29 -- vs. Oklahoma State *	L	23-28
Dec. 30 -- vs. Arkansas *	L	21-32
Austin College	W	51-22
Austin College	W	29-27
West Texas State	L	32-36
Texas Christian	L	21-25
Jan. 10 -- Sam Houston St.	W	36-29
Jan. 17 -- @ East Texas State	W	42-37
Jan. 21 -- @ Sam Houston State	L	27-33
Hardin-Simmons	W	37-35
Hardin-Simmons	W	25-24
Feb. 10 -- Southwest Texas	W	30-22
Feb. 14 -- Stephen F. Austin	W	40-36
Feb. 15 -- Stephen F. Austin	W	33-26
Feb. 21 -- @ Southwest Texas	W	35-25
Feb. 28 -- East Texas State	L	36-43

NAIA National Tournament

Mar. 7 -- vs. Morningside #	W	31-29
Mar. 8 -- vs. Delta State #	L	38-48
* -- Oklahoma Collegiate Tournament (Oklahoma City, OK)		
# -- Kansas City, MO		

1938-39 - (13-10)

Central Oklahoma St.	W	31-20
Central Oklahoma St.	W	43-31
Texas Christian	W	34-28
Southern Methodist	L	34-39
Southern Methodist	L	34-41
Rice	W	43-38
Kearney State	W	46-37
Kearney State	L	33-36
Northwest Oklahoma	L	26-30
Texas A&M	W	41-23
Southwest Oklahoma	W	32-27
Central Oklahoma St.	W	27-24
East Texas	L	35-49
Sam Houston State L		31-48
Stephen F. Austin	W	44-38
Texas Christian	L	37-42
Southwest Texas	W	37-26
Stephen F. Austin	L	42-56
Southwest Texas	W	37-30
Hardin-Simmons	W	31-30
Hardin-Simmons	W	31-30
Sam Houston State	L	31-42
East Texas State	L	38-63



1939-40 - (8-15-1)

Central Oklahoma St.	L	42-43
Central Oklahoma St.	L	37-50
Rice	L	37-72
Texas A&M.....	L	29-31
Texas Christian	L	29-38
Abilene Christian.....	W	56-46
Abilene Christian.....	W	50-40
Texas.....	L	29-50
Texas.....	L	40-57
Central Missouri St.	L	35-38
Tulsa	W	31-28
Central Oklahoma St.	L	40-48
Phillips University.....	T	18-18
Howard Payne.....	W	32-22
Howard Payne.....	L	29-30
East Texas State.....	L	25-39
Stephen F. Austin.....	L	32-45
Southwest Texas.....	W	50-35
Texas Christian	W	42-36
Sam Houston State.....	L	36-55
Sam Houston State.....	L	36-42
Stephen F. Austin.....	W	49-47
Southwest Texas.....	L	39-41
East Texas State.....	W	52-38

1940-41 - (5-14)

East Central Oklahoma	W	39-32
Central Oklahoma St.	L	40-43
Texas Christian	L	36-43
Southern Methodist	L	50-52
Southern Methodist	W	43-35
Baylor	W	47-45
Howard Payne.....	L	55-61
Howard Payne.....	L	54-55
East Texas State.....	L	38-46
@ Southwest Texas.....	L	35-51
Abilene Christian.....	W	47-40
Abilene Christian.....	L	36-42
Texas Christian	L	44-54
Stephen F. Austin.....	L	38-47
Sam Houston State	L	49-59
Sam Houston State	L	46-55
@ Stephen F. Austin.....	L	33-54
Southwest Texas.....	W	53-42
@ East Texas State.....	L	34-35

1941-42 - (11-6)

Dec. 4 -- Southern Methodist.....	W	33-31
Dec. 6 -- @ Texas Christian.....	W	54-45
Dec. 9 -- @ Southern Methodist.....	L	34-40
Dec. 11 -- @ Baylor.....	L	44-53
Dec. 12 -- @ Texas A&M.....	L	42-56
Dec. 16 -- Texas Christian	W	49-34
Dec. 19 -- Texas Wesleyan	L	36-52
Jan. 2 -- @ Texas Wesleyan.....	L	50-52
Jan. 5 -- Howard Payne.....	W	76-32
Jan. 28 -- @ Southwest Texas.....	L	31-35
Feb. 2 -- Southwest Texas.....	W	50-39
Feb. 6 -- @ Stephen F. Austin.....	W	55-39
Feb. 10 -- Sam Houston St.....	W	55-42
Feb. 23 -- @ East Texas St.....	W	46-43
Feb. 26 -- East Texas St.....	W	50-49

1942-43 - (11-14)

Dec. 1 -- Texas Wesleyan.....	L	31-37
Dec. 2 -- Texas Wesleyan.....	L	38-44
Dec. 4 -- Texas Christian.....	W	43-35
Dec. 5 -- Texas Christian.....	L	34-46
Dec. 9 -- Texas Christian.....	L	40-49
Dec. 10 -- Texas Christian.....	L	34-43
Dec. 15 -- Southern Methodist.....	L	35-36
Dec. 16 -- Southern Methodist.....	L	37-40
Dec. -- Howard Payne.....	W	53-50
Dec. -- Howard Payne.....	L	64-69
Dec. 18 -- Texas Wesleyan.....	L	39-49
Dec. 19 -- Texas Wesleyan.....	L	29-40
Jan. 21 -- @ Stephen F. Austin.....	W	52-40
Jan. 22 -- @ Stephen F. Austin.....	L	43-45
Feb. 8 -- Southwest Texas.....	W	72-49
Feb. 9 -- Southwest Texas.....	W	57-45

Feb. 12 -- Southeast Oklahoma	W	55-34
Feb. 13 -- Southeast Oklahoma	L	39-50
Feb. 22 -- East Texas State.....	L	37-38
Feb. 23 -- East Texas State.....	W	43-32

NAIA National Tournament

Wisconsin-Stout	W	60-37
York College (NE).....	W	51-49
Hamline University.....	W	45-41

Semifinals

NW Missouri State.....	L	31-47
------------------------	---	-------

Third Place Game

Murray State.....	W	59-54
-------------------	---	-------

1945-46 - (6-10)

Texas Christian	L	50-55
Texas Christian	L	37-46
Baylor.....	L	29-58
Baylor.....	L	28-76
Stephen F. Austin.....	W	67-56
Southern Methodist.....	L	38-58
Southern Methodist.....	L	37-48
Stephen F. Austin.....	W	39-33
East Texas State.....	W	54-47
Houston.....	L	35-62
Southwest Texas.....	W	59-53
Sam Houston State.....	L	55-57
Southwest Texas.....	L	41-52
Sam Houston State.....	W	54-52
East Texas State.....	W	54-52
Houston.....	L	56-61

1946-47 - (13-10)

Dec. 2 -- @ Texas.....	L	41-61
Dec. 3 -- @ Texas.....	L	40-66
Texas A&M.....	W	59-49
Baylor.....	L	54-73
Baylor.....	L	41-73
Texas Christian.....	W	50-42
Texas Christian.....	W	55-45
Dec. 19 -- Rice #.....	W	55-54
Dec. 20 -- Texas Tech #.....	W	59-46
Dec. 21 -- Pepperdine #.....	L	53-64
Jan. 5 -- Stephen F. Austin ^.....	W	53-39
Trinity ^.....	W	80-22
Stephen F. Austin ^.....	L	53-55
Texas Wesleyan.....	L	54-60
Southwest Texas ^.....	W	76-48
Southwest Texas ^.....	W	62-44
Trinity ^.....	W	69-30
Sam Houston State ^.....	W	77-60
Sam Houston State.....	W	68-63
Houston ^.....	L	53-70
East Texas State ^.....	L	73-69
East Texas State ^.....	L	57-59
Houston ^.....	W	55-57

- University of Houston Tournament

^ - Lone Star Conference Game

1947-48 - (15-10)

Austin College.....	W	54-42
Austin College.....	W	72-37
@ Midwestern.....	W	60-30
@ Baylor.....	L	43-51
@ Baylor.....	L	53-64
@ Texas.....	L	39-51
@ Texas.....	L	49-60
Midwestern.....	W	62-50
Southern Methodist *.....	L	49-60
Arkansas.....	L	49-62
Texas Tech.....	W	59-46
Texas Wesleyan.....	L	61-66
Texas A&M.....	W	59-55
Trinity.....	W	54-41
Southwest Texas.....	W	58-56
Houston.....	W	71-47
Houston.....	L	51-55
Sam Houston State.....	L	37-57
Stephen F. Austin.....	W	62-53
Southwest Texas.....	W	71-60
Stephen F. Austin.....	L	46-62
East Texas State.....	W	86-63

Sam Houston State.....	W	53-52
-------------------------------	---	-------

Trinity.....	W	75-37
---------------------	---	-------

@ East Texas State.....	W	52-49
-------------------------	---	-------

* - Game played at Denton High School

1948-49 - (10-11)

Stephen F. Austin.....	L	49-91
Stephen F. Austin.....	L	43-55
Houston.....	L	57-64
East Texas State.....	L	37-48
Texas Christian	W	62-53
Texas Christian	W	71-44
Austin College.....	W	66-46
Austin College.....	W	66-48
Texas.....	L	41-49
Texas.....	L	47-68
Southwestern Kansas.....	W	59-53
Marysville.....	L	58-59
Adams State.....	W	62-40
Southwest Texas.....	W	57-41
Trinity.....	W	63-45
East Texas State.....	W	62-47
Sam Houston State.....	L	49-64
Trinity.....	L	48-55
Southwest Texas.....	L	52-60
Sam Houston State.....	W	88-45
Houston.....	L	59-75

1949-50 - (10-16)

Nov. 29 -- @ Austin College.....	W	65-31
Dec. 2 -- Austin College.....	W	68-43
Dec. 5 -- @ Baylor.....	L	37-5
Dec. 9 -- @ Texas.....	L	51-54
Dec. 10 -- @ Texas.....	L	47-64
Dec. 14 -- West Texas State.....	L	51-54
Dec. 16 -- Central Oklahoma St.....	W	55-48
Dec. 19 -- @ Southwest Texas.....	W	45-39
Dec. 20 -- @ Texas A&M.....	L	33-74
Dec. 27 -- Southwestern Louisiana #.....	W	47-40
Dec. 28 -- Pittsburg State #.....	L	49-63
Dec. 29 -- Washburn State #.....	L	48-61
Dec. 31 -- @ Texas Christian.....	L	43-48
Jan. 5 -- @ Midwestern +.....	L	38-39
Jan. 10 -- Oklahoma City.....	L	42-50
Jan. 13 -- Houston +.....	L	58-66
Jan. 14 -- Stephen F. Austin.....	W	59-54
Jan. 20 -- Trinity +.....	L	64-66
Jan. 21 -- @ Stephen F. Austin.....	L	48-54
Feb. 4 -- Midwestern +.....	W	61-52
Feb. 6 -- @ Houston +.....	L	55-65
Feb. 15 -- Texas Wesleyan.....	W	58-52
Feb. 18 -- @ Oklahoma City.....	L	39-40
Feb. 22 -- Southwest Texas.....	W	48-41
Feb. 24 -- @ Trinity +.....	W	71-60
Feb. 25 -- @ Corpus Christi.....	L	44-53

- Enid (OK) Tournament

+ - Gulf Coast Conference



RECORDS

↳ all-time results

1950-51 - (12-12)

Nov. 28 -- @ Austin College.....	W	65-50
Dec. 1 -- Texas A&M #	L	35-40
Dec. 5 -- Oklahoma City	W	44-40
Dec. 8 -- @ Baylor.....	L	59-67
Dec. 12 -- Abilene Christian	W	43-40
Dec. 14 -- Baylor.....	W	54-50
Dec. 18 -- Southern Mississippi.....	L	52-57
Dec. 20 -- @ Drake.....	L	41-72
Dec. 21 -- @ Creighton.....	L	53-63
Dec. 28 -- @ Southern Methodist.....	L	39-47
Dec. 29 -- Texas Christian.....	L	59-63
Jan. 2 -- @ Oklahoma City.....	L	43-45
Jan. 5 -- Austin College.....	W	46-43
Jan. 9 -- Trinity +	W	75-58
Jan. 12 -- @ Texas Wesleyan.....	L	64-69
Jan. 15 -- Southwest Texas.....	W	64-60
Jan. 16 -- Southwest Texas.....	W	50-48
Jan. 20 -- @ Houston.....	L	46-54
Feb. 5 -- Texas Wesleyan.....	W	70-53
Feb. 8 -- @ Midwestern +	L	44-61
Feb. 15 -- Midwestern +	W	48-45
Feb. 19 -- @ Trinity +	W	63-58
Feb. 23 -- Houston.....	W	60-57

NAIA District Tournament

Mar. 3 -- @ Southwest Texas	L	57-79
# - First Game Played in The Snake Pit		
+ - Gulf Coast Conference		

1951-52 - (15-8)

Nov. 30 -- Austin College.....	W	74-65
Dec. 3 -- @ Texas A&M (OT).....	W	46-43
Dec. 7 -- @ Texas.....	L	56-61
Dec. 8 -- @ Texas.....	L	50-55
Dec. 11 -- Hardin-Simmons.....	L	55-71
Dec. 14 -- East Texas State.....	W	86-71
Dec. 17 -- East Texas State.....	L	72-76
Dec. 19 -- Southeast Oklahoma.....	W	51-46
Dec. 20 -- Southeast Oklahoma.....	W	67-56
Dec. 29 -- @ Texas-El Paso %.....	W	78-58
Dec. 30 -- New Mexico State %.....	L	54-55
Jan. 7 -- Trinity.....	W	84-65
Jan. 8 -- Trinity.....	W	64-59
Jan. 11 -- Oklahoma City (#18).....	W	51-49
Jan. 14 -- Austin College.....	W	81-54
Jan. 15 -- Oklahoma City.....	L	41-65
Feb. 4 -- Hardin-Simmons.....	W	76-62
Feb. 7 -- @ Midwestern +	W	69-67
Feb. 8 -- @ Midwestern +	L	52-57
Feb. 14 -- Trinity +	W	66-60
Feb. 15 -- Trinity +	W	59-52
Feb. 22 -- Midwestern +	W	66-60
Feb. 23 -- Midwestern +	L	48-50
% - Sun Bowl Tournament		
+ - Gulf Coast Conference		

1952-53 - (18-4)

Dec. 1 -- Austin College.....	W	74-69
Dec. 4 -- Wayland Baptist %	W	74-71
Dec. 5 -- Texas Tech %	W	80-60
Dec. 8 -- @ Hardin-Simmons.....	W	57-54
Dec. 12 -- @ Austin College.....	W	77-59
Dec. 16 -- Texas-El Paso	W	72-63
Dec. 18 -- @ Louisiana Tech.....	W	59-50
Dec. 20 -- @ Southern Mississippi.....	L	55-68
Jan. 5 -- Louisiana Tech.....	W	77-58
Jan. 8 -- Trinity +	W	78-66
Jan. 9 -- Trinity +	W	73-64
Jan. 15 -- Hardin-Simmons.....	W	61-60
Feb. 4 -- @ Trinity +	W	75-68
Feb. 5 -- @ Trinity +	W	76-61
Feb. 11 -- Wayland Baptist.....	W	74-65
Feb. 13 -- Southern Mississippi.....	L	75-87
Feb. 14 -- Southern Mississippi.....	W	77-62
Feb. 19 -- @ Midwestern +	L	62-81
Feb. 20 -- @ Midwestern +	W	72-53
Feb. 25 -- Midwestern +	W	74-68
Feb. 26 -- Midwestern +	W	74-58

NAIA District IV Playoffs

Mar. 3 -- Texas Wesleyan.....	L	80-86
-------------------------------	---	-------

+ - Gulf Coast Conference
% - Wayland Baptist Tournament

1953-54 - (19-9)

Nov. 30 -- Northwestern State.....	W	79-73
Dec. 1 -- Baylor.....	L	65-70
Dec. 4 -- Southeast Oklahoma %	L	62-66
Dec. 5 -- Abilene Christian %	W	82-74
Dec. 8 -- St. Edwards.....	W	63-49
Dec. 11 -- McMurry #	W	86-66
Dec. 12 -- Texas Tech #	L	66-75
Dec. 14 -- Louisiana Tech.....	W	80-75
Dec. 18 -- Howard Payne.....	W	85-58
Jan. 4 -- Spring Hill ^.....	W	61-59
Jan. 5 -- Southern Mississippi ^.....	L	77-80
Jan. 7 -- Southern Mississippi.....	L	79-98
Jan. 8 -- Louisiana Tech.....	L	66-83
Jan. 14 -- Wayland Baptist.....	W	73-62
Jan. 18 -- Trinity+	W	72-39
Jan. 19 -- Trinity+	W	105-56
Jan. 23 -- Oklahoma State.....	L	51-66
Feb. 2 -- Hardin-Simmons.....	W	76-71
Feb. 5 -- Hardin-Simmons.....	W	69-57
Feb. 11 -- Trinity +	W	99-67
Feb. 12 -- Trinity +	W	88-50
Feb. 15 -- Southern Mississippi.....	W	83-60
Feb. 18 -- Midwestern +	W	85-67
Feb. 19 -- Midwestern +	W	77-54
Feb. 24 -- Midwestern +	W	73-65
Feb. 25 -- Midwestern +	L	72-76

NAIA District IV Playoffs

St. Edwards.....	W	55-42
East Texas State.....	L	54-60
% - Wayland Baptist Tournament;		
# - SnyderTournament		
^ - Senior Bowl Tournament		
+ Gulf Coast Conference		

1954-55 - (8-16)

Dec. 1 -- @ West Texas State.....	L	71-100
Dec. 4 -- Northwest State	L	53-71
Dec. 8 -- Southwest Texas.....	W	70-60
Dec. 10 -- Centenary ^.....	L	72-85
Dec. 11 -- Howard Payne ^.....	W	79-67
Dec. 15 -- West Texas State.....	W	56-55
Jan. 3 -- @ Northwestern State.....	L	71-91
Jan. 7 -- Trinity +	W	86-83
Jan. 8 -- Trinity +	W	104-84
Jan. 10 -- @ Austin College.....	W	93-89
Jan. 15 -- @ Oklahoma State.....	L	52-79
Jan. 24 -- Southern Mississippi.....	L	72-73
Jan. 27 -- @ Southwest Texas.....	L	67-97
Jan. 28 -- @ Trinity +	L	75-84
Jan. 29 -- @ Trinity +	W	79-65
Feb. 1 -- @ Baylor.....	L	73-88
Feb. 3 -- Hardin-Simmons.....	L	58-64
Feb. 5 -- Wayland Baptist.....	L	70-74
Feb. 11 -- @ Midwestern +	L	82-118
Feb. 12 -- @ Midwestern +	L	68-114
Feb. 15 -- @ Hardin-Simmons.....	L	69-74
Feb. 21 -- Austin College.....	W	93-92
Feb. 24 -- Midwestern +	L	59-76
Feb. 25 -- Midwestern +	L	73-85

^ - Snyder Tournament
+ - Gulf Coast Conference

1955-56 - (9-13)

Dec. 1 -- @ Southern Methodist.....	L	67-82
Dec. 3 -- Northwest State	W	81-76
Dec. 6 -- Northeast Louisiana	W	88-85
Dec. 7 -- Lamar.....	W	80-61
Dec. 10 -- @ Northwestern State.....	L	63-79
Dec. 12 -- @ Lamar.....	L	67-78
Dec. 15 -- Emporia State.....	W	73-60
Dec. 28 -- Centenary %	L	82-94
Dec. 29 -- Louisiana Tech %	W	69-62
Jan. 3 -- @ Hardin-Simmons.....	L	52-61
Jan. 6 -- Austin College.....	W	87-78
Jan. 9 -- @ Southern Mississippi.....	L	54-70
Jan. 10 -- @ Spring Hill.....	L	62-89
Jan. 14 -- @ Austin College.....	L	67-69

Jan. 21 -- Hardin-Simmons.....	W	67-57
Jan. 31 -- Southern Mississippi.....	W	70-62
Feb. 6 -- Midwestern +	L	72-78
Feb. 9 -- @ Trinity +	L	76-79
Feb. 13 -- Abilene Christian +	L	76-78
Feb. 16 -- @ Abilene Christian +	L	62-64
Feb. 20 -- Trinity +	W	101-55
Feb. 23 -- @ Midwestern +	L	82-86
% - Louisiana Invitational		
+ - Gulf Coast Conference		

1956-57 - (3-20)

Dec. 3 -- @ Texas.....	L	68-103
Dec. 4 -- Southwest Texas.....	L	56-81
Dec. 8 -- Lamar.....	L	55-68
Dec. 10 -- @ Baylor.....	L	58-71
Dec. 13 -- Centenary.....	L	74-96
Dec. 15 -- Southwest Texas.....	L	48-62
Dec. 18 -- @ Pittsburg State.....	L	60-71
Dec. 20 -- @ Emporia State.....	L	58-81
Dec. 28 -- @ West Texas State.....	L	62-75
Dec. 29 -- Texas-El Paso ^.....	L	69-87
Jan. 2 -- @ Northwestern State.....	L	59-60
Jan. 3 -- @ Lamar.....	L	62-78
Jan. 7 -- Howard Payne.....	W	72-71
Jan. 11 -- @ Centenary.....	L	63-100
Jan. 26 -- Northwest State.....	L	81-86
Jan. 31 -- @ Hardin-Simmons.....	L	67-86
Feb. 5 -- @ Midwestern +	L	57-71
Feb. 8 -- Trinity +	W	84-80
Feb. 12 -- Abilene Christian +	L	61-83
Feb. 15 -- @ Trinity +	W	81-76
Feb. 19 -- Midwestern +	L	52-59
Feb. 22 -- @ Abilene Christian +	L	68-87
Feb. 26 -- Hardin-Simmons +	L	62-84
^ - Game played in Canyon		
+ - Gulf Coast Conference		

1957-58 - (3-18)

Dec. 2 -- McMurry.....	L	69-78
Dec. 6 -- Texas Wesleyan.....	W	75-61
Dec. 10 -- @ Hardin-Simmons.....	L	51-70
Dec. 14 -- Pittsburg State.....	L	62-77
Dec. 17 -- @ Houston *.....	L	69-76
Dec. 20 -- Cincinnati *.....	L	52-94
Dec. 30 -- @ Drake *.....	L	53-73
Jan. 4 -- Bradley *.....	L	53-73
Jan. 8 -- Wichita State *.....	L	54-80
Jan. 11 -- @ Cincinnati *.....	L	57-127
Jan. 13 -- @ Bradley *.....	L	58-85
Jan. 25 -- Oklahoma State.....	L	44-66
Jan. 27 -- Tulsa *.....	W	59-57
Feb. 1 -- Drake *.....	L	71-81
Feb. 3 -- St. Louis*.....	L	67-98
Feb. 7 -- Hardin-Simmons.....	W	60-58
Feb. 12 -- Houston*.....	L	70-73
Feb. 15 -- @ St. Louis*.....	L	60-89
Feb. 17 -- @ Tulsa *.....	L	49-81
Feb. 22 -- @ Wichita State *.....	L	54-64
Feb. 24 -- @ Oklahoma State.....	L	52-63

* - Missouri Valley Conference



1958-59 - (6-18)

Dec. 1 -- Oklahoma Baptist.....	W	71-66
Dec. 6 -- McMurry.....	W	113-88
Dec. 9 -- @ Hardin-Simmons.....	L	72-83
Dec. 13 -- @ Oklahoma City.....	L	63-78
Dec. 16 -- Oklahoma City.....	L	56-70
Dec. 19 -- @ Texas.....	L	54-76
Dec. 29 -- Northwestern State #.....	L	65-72
Dec. 30 -- William & Mary #.....	L	77-82
Dec. 31 -- Spring Hill #.....	W	87-79
Jan. 3 -- Tulsa *.....	W	55-54
Jan. 5 -- Wichita State *.....	L	78-60
Jan. 10 -- Bradley *.....	L	58-79
Jan. 12 -- Cincinnati * (OT).....	L	56-64
Jan. 26 -- @ Houston *.....	L	58-88
Jan. 31 -- @ Drake *.....	L	66-74
Feb. 2 -- @ St. Louis *.....	L	57-98
Feb. 5 -- Hardin-Simmons.....	W	73-72
Feb. 9 -- Houston *.....	W	62-56
Feb. 14 -- @ Wichita State *.....	L	62-87
Feb. 16 -- @ Tulsa *.....	L	60-78
Feb. 21 -- Drake * (OT).....	L	70-77
Feb. 23 -- St. Louis *.....	L	58-70
Feb. 28 -- @ Bradley *.....	L	58-80
Mar. 2 -- @ Cincinnati *.....	L	64-95

- Gulf South Classic
* - Missouri Valley Conference

↳ The Charlie Johnson Era 36-114 Career

1959-60 - (7-19)

Dec. 1 -- West Texas State.....	W	78-72
Dec. 5 -- @ Memphis State.....	L	58-90
Dec. 7 -- @ Murray State.....	L	69-82
Dec. 10 -- Hardin-Simmons.....	W	92-89
Dec. 14 -- @ Houston *.....	L	59-88
Dec. 15 -- Oklahoma City.....	L	64-78
Dec. 18 -- @ West Texas State.....	W	78-69
Dec. 28 -- Southern Mississippi # (OT).....	L	83-89
Dec. 29 -- Stetson #.....	W	85-69
Jan. 4 -- Wichita State *.....	L	64-92
Jan. 7 -- @ Drake *.....	L	73-85
Jan. 9 -- @ St. Louis *.....	L	65-95
Jan. 12 -- McMurry.....	W	90-83
Jan. 25 -- @ Hardin-Simmons (OT).....	L	96-98
Jan. 26 -- @ McMurry (OT).....	W	95-88
Jan. 30 -- @ Tulsa *.....	L	73-79
Feb. 1 -- @ Wichita State *.....	W	84-78
Feb. 3 -- Texas.....	L	78-89
Feb. 6 -- @ Bradley *.....	L	61-101
Feb. 8 -- @ Cincinnati *.....	L	74-123
Feb. 11 -- Tulsa *.....	W	57-58
Feb. 15 -- Houston *.....	L	64-86
Feb. 20 -- Bradley *.....	L	39-69
Feb. 22 -- Cincinnati *.....	L	54-85
Feb. 27 -- Drake *.....	L	50-78
Feb. 29 -- St. Louis *.....	L	63-85

- Southwestern Louisiana Tournament
* - Missouri Valley Conference

1960-61 - (2-22)

Dec. 1 -- Houston.....	L	53-73
Dec. 3 -- @ Hardin-Simmons.....	L	74-82
Dec. 8 -- @ Arkansas.....	L	80-94
Dec. 10 -- @ Memphis State.....	L	56-102
Dec. 17 -- West Texas State.....	W	89-69
Dec. 19 -- Hardin-Simmons.....	L	63-71
Dec. 29 -- Southern Mississippi #.....	L	69-94
Dec. 30 -- Davidson #.....	L	59-72
Jan. 5 -- @ Drake *.....	L	73-108
Jan. 7 -- @ Cincinnati *.....	L	34-83
Jan. 12 -- St. Louis *.....	L	40-60
Jan. 14 -- Bradley *.....	L	72-110
Jan. 24 -- @ West Texas State.....	L	81-84
Jan. 30 -- @ Oklahoma City.....	L	64-88
Feb. 2 -- @ Wichita State *.....	L	58-104
Feb. 4 -- @ Tulsa *.....	L	65-99
Feb. 9 -- @ Houston.....	L	57-86
Feb. 13 -- Oklahoma City.....	L	70-93

Feb. 16 -- @ St. Louis *.....	L	57-86
Feb. 18 -- @ Bradley *.....	L	70-105
Feb. 23 -- Drake *.....	L	63-83
Feb. 25 -- Cincinnati *.....	L	43-73
Mar. 2 -- Tulsa *.....	W	58-55
Mar. 4 -- Wichita State *.....	L	75-91

- Laurel Invitational Tournament
* - Missouri Valley Conference

1961-62 - (3-23)

Dec. 1 -- Lamar.....	L	50-70
Dec. 3 -- @ Hardin-Simmons.....	W	82-76
Dec. 8 -- Arkansas.....	L	61-68
Dec. 11 -- @ Lamar (OT).....	L	70-78
Dec. 14 -- @ Oklahoma City.....	L	84-91
Dec. 16 -- @ Air Force.....	L	66-74
Dec. 18 -- Loyola (New Orleans).....	L	54-60
Dec. 20 -- Hardin-Simmons.....	W	89-56
Dec. 29 -- @ West Texas State.....	L	80-85
Dec. 30 -- @ Abilene Christian.....	L	78-92
Jan. 3 -- Houston.....	L	44-57
Jan. 11 -- St. Louis *.....	L	60-79
Jan. 13 -- Drake *.....	L	66-71
Jan. 25 -- @ Cincinnati *.....	L	61-89
Jan. 27 -- @ Bradley *.....	L	70-84
Feb. 1 -- Tulsa *.....	L	61-76
Feb. 3 -- Cincinnati *.....	L	50-77
Feb. 6 -- Wichita State *.....	L	75-105
Feb. 8 -- Bradley *.....	L	61-91
Feb. 10 -- @ Houston.....	L	75-105
Feb. 15 -- @ St. Louis *.....	L	65-86
Feb. 17 -- @ Drake *.....	L	73-102
Feb. 20 -- Abilene Christian.....	W	74-67
Feb. 24 -- @ Tulsa *.....	L	49-60
Feb. 26 -- Oklahoma City.....	L	68-72
Mar. 1 -- @ Wichita State *.....	L	69-110

* - Missouri Valley Conference Game

1962-63 - (10-14)

Dec. 1 -- West Texas State.....	W	77-56
Dec. 4 -- Hardin-Simmons.....	W	71-65
Dec. 8 -- Abilene Christian.....	W	86-47
Dec. 13 -- @ Houston.....	L	69-76
Dec. 15 -- @ Loyola (New Orleans) (OT).....	L	66-77
Dec. 18 -- Oklahoma City.....	L	63-79
Dec. 21 -- San Francisco State #.....	W	71-62
Dec. 22 -- Gonzaga #.....	L	75-86
Jan. 3 -- @ St. Louis *.....	L	59-71
Jan. 5 -- @ Bradley *.....	L	68-95
Jan. 10 -- Cincinnati *.....	L	58-75
Jan. 12 -- Air Force.....	W	37-36
Jan. 25 -- @ Wichita State *.....	W	69-67
Feb. 2 -- Houston.....	L	62-68
Feb. 4 -- @ Hardin-Simmons.....	W	85-75
Feb. 7 -- Tulsa *.....	W	65-60
Feb. 9 -- Drake *.....	W	65-60
Feb. 11 -- @ Oklahoma City.....	L	69-82
Feb. 14 -- St. Louis *.....	W	64-62
Feb. 16 -- Bradley *.....	L	72-75
Feb. 19 -- @ Drake *.....	L	64-65
Feb. 21 -- @ Cincinnati *.....	L	61-94
Feb. 28 -- Wichita State *.....	L	73-89
Mar. 2 -- @ Tulsa *.....	L	71-86

- Eastern Montana Tournament
* - Missouri Valley Conference

1963-64 - (7-17)

Nov. 30 -- @ Texas-El Paso.....	L	55-87
Dec. 2 -- @ West Texas State.....	W	88-78
Dec. 7 -- Trinity.....	W	88-64
Dec. 10 -- Houston.....	W	56-58
Dec. 14 -- @ Arkansas State.....	L	63-64
Dec. 16 -- @ Loyola (New Orleans).....	L	51-66
Dec. 19 -- William Jewell.....	W	81-68
Dec. 23 -- @ Howard Payne.....	W	83-70
Jan. 2 -- @ Bradley *.....	L	78-100
Jan. 4 -- @ St. Louis *.....	L	65-84
Jan. 9 -- @ Tulsa *.....	L	72-91
Jan. 11 -- Oklahoma City.....	W	77-74
Jan. 18 -- Wichita State (TV) *.....	L	70-86
Jan. 20 -- @ Houston.....	W	66-65

Feb. 1 -- St. Louis *.....	L	55-57
Feb. 6 -- Tulsa *.....	W	68-65
Feb. 8 -- Cincinnati *.....	L	68-78
Feb. 13 -- Drake *.....	L	50-53
Feb. 15 -- Bradley *.....	L	79-87
Feb. 20 -- @ Drake *.....	L	71-77
Feb. 22 -- @ Oklahoma City.....	L	88-125
Feb. 26 -- Texas-El Paso.....	L	56-62
Feb. 29 -- @ Cincinnati *.....	L	91-104
Mar. 2 -- @ Wichita State *.....	L	83-90

* - Missouri Valley Conference

1964-65 - (7-19)

Dec. 3 -- Hardin-Simmons.....	L	65-87
Dec. 5 -- @ Trinity.....	W	105-84
Dec. 7 -- Oklahoma City.....	L	73-81
Dec. 9 -- Houston.....	W	60-48
Dec. 12 -- Arkansas.....	W	70-54
Dec. 14 -- Loyola (New Orleans).....	W	74-61
Dec. 16 -- Baylor.....	L	81-86
Dec. 18 -- Howard Payne.....	W	68-63
Dec. 28 -- Hardin-Simmons ^.....	L	73-78
Dec. 29 -- @ West Texas State.....	W	75-70
Jan. 2 -- @ Wichita State *.....	L	88-107
Jan. 9 -- Bradley *.....	L	64-81
Jan. 11 -- Louisville *.....	L	68-70
Jan. 13 -- Tulsa *.....	L	57-63
Jan. 16 -- @ Houston.....	L	83-117
Jan. 30 -- @ Drake *.....	L	71-88
Feb. 4 -- @ Cincinnati *.....	L	53-80
Feb. 6 -- @ Louisville *.....	L	72-98
Feb. 11 -- St. Louis *.....	L	60-83
Feb. 13 -- Drake *.....	L	58-66
Feb. 18 -- Cincinnati *.....	W	54-53
Feb. 20 -- Wichita State *.....	L	67-69
Feb. 23 -- @ Oklahoma City.....	L	79-93
Feb. 25 -- @ Tulsa *.....	L	77-87
Mar. 2 -- @ Bradley *.....	L	77-102
Mar. 4 -- @ St. Louis *.....	L	73-90

* - Missouri Valley Conference
^ - Game played in Canyon, Texas

↳ The Dan Spika Era 58-69 Career

1965-66 - (5-20)

Dec. 1 -- Howard Payne.....	W	84-72
Dec. 4 -- Trinity.....	W	78-74
Dec. 7 -- @ Baylor.....	W	75-60
Dec. 11 -- @ West Texas State.....	W	73-71
Dec. 13 -- @ Hardin-Simmons.....	L	69-76
Dec. 15 -- West Texas State.....	W	65-59
Dec. 18 -- @ Memphis State.....	L	67-69
Dec. 20 -- Oklahoma City.....	L	90-96
Dec. 28 -- @ Howard Payne.....	L	53-76
Jan. 3 -- @ South Dakota State.....	L	81-88
Jan. 6 -- Cincinnati *.....	L	57-62
Jan. 8 -- Louisville *.....	L	58-70
Jan. 11 -- @ Oklahoma City.....	L	77-92
Jan. 13 -- @ Tulsa *.....	L	60-62
Jan. 29 -- @ Drake *.....	L	68-78
Jan. 31 -- @ Wichita State *.....	L	70-111
Feb. 5 -- Drake (TV) *.....	L	55-67
Feb. 7 -- Tulsa *.....	L	75-81
Feb. 10 -- Bradley *.....	L	90-102
Feb. 12 -- St. Louis (TV) *.....	L	92-94
Feb. 17 -- @ Cincinnati *.....	L	63-88
Feb. 19 -- @ Louisville *.....	L	93-105
Feb. 24 -- @ Bradley *.....	L	91-102
Feb. 26 -- @ St. Louis *.....	L	67-98
Mar. 3 -- Wichita State *.....	L	79-112

* - Missouri Valley Conference



RECORDS

↳ all-time results

1966-67 - (12-13)

Dec. 1 -- SW Louisiana.....	W	77-67
Dec. 3 -- @ Trinity.....	L	69-80
Dec. 6 -- South Dakota State.....	W	91-62
Dec. 10 -- Oklahoma City.....	W	75-69
Dec. 12 -- Memphis State.....	L	57-65
Dec. 15 -- @ Texas A&M.....	W	72-69
Dec. 17 -- @ Oklahoma.....	W	86-68
Dec. 22 -- Northeast Missouri St.....	W	80-54
Dec. 28 -- Macalester.....	W	94-59
Dec. 30 -- @ Creighton *.....	L	70-73
Jan. 5 -- @ Louisville *.....	L	66-86
Jan. 7 -- @ Cincinnati * (2OT).....	L	71-74
Jan. 9 -- Wichita State *.....	W	80-68
Jan. 12 -- @ Tulsa *.....	L	59-65
Jan. 28 -- Drake *.....	W	79-77
Jan. 31 -- Hawaii.....	W	89-64
Feb. 2 -- Tulsa *.....	L	62-65
Feb. 4 -- @ Drake*.....	L	75-94
Feb. 8 -- St. Louis *.....	W	77-73
Feb. 11 -- @ Bradley *.....	L	69-79
Feb. 16 -- Louisville *.....	L	61-68
Feb. 18 -- Cincinnati *.....	W	67-66
Feb. 23 -- @ St. Louis *.....	L	68-73
Feb. 25 -- Bradley * (OT).....	L	78-79
Mar. 2 -- @ Wichita State *.....	L	73-74

* - Missouri Valley Conference

1967-68 - (8-18)

Dec. 1 -- @ SW Louisiana.....	L	61-62
Dec. 4 -- @ Oklahoma City.....	L	78-97
Dec. 9 -- Creighton.....	W	82-63
Dec. 12 -- Pacific.....	L	61-63
Dec. 13 -- Texas A&M.....	W	71-65
Dec. 16 -- Centenary.....	W	85-71
Dec. 22 -- @ UNLV.....	L	80-99
Dec. 23 -- @ Arizona.....	W	65-62
Dec. 28 -- Northwestern State #.....	W	83-66
Dec. 29 -- Houston #.....	L	43-45
Jan. 4 -- Cincinnati *.....	L	53-61
Jan. 6 -- Louisville *.....	L	52-66
Jan. 9 -- @ Wichita State *.....	L	63-81
Jan. 13 -- @ Tulsa *.....	L	58-61
Jan. 27 -- @ Drake *.....	L	48-57
Feb. 1 -- Tulsa *.....	L	57-70
Feb. 3 -- Drake (TV) *.....	L	67-77
Feb. 5 -- Memphis State *.....	L	65-67
Feb. 10 -- Bradley (TV) * (OT).....	L	87-95
Feb. 13 -- @ Louisville *.....	L	72-81
Feb. 15 -- @ Cincinnati *.....	L	61-73
Feb. 21 -- St. Louis *.....	W	65-64
Feb. 24 -- @ Bradley *.....	L	78-80
Feb. 28 -- @ St. Louis *.....	L	71-74
Mar. 2 -- Wichita State *.....	W	91-79
Mar. 5 -- @ Memphis State * (OT).....	W	63-62

- Rainbow Classic
* - Missouri Valley Conference

1968-69 - (15-10)

Nov. 30 -- Northwestern State.....	W	114-84
Dec. 2 -- Indiana State.....	W	105-82
Dec. 5 -- Samford.....	W	86-51
Dec. 7 -- Texas Wesleyan.....	W	94-70
Dec. 11 -- @ Centenary.....	W	78-73
Dec. 14 -- Arkansas-Little Rock.....	W	120-83
Dec. 17 -- @ Denver.....	W	94-76
Dec. 19 -- @ Pacific.....	L	75-100
Dec. 20 -- @ Santa Clara.....	L	31-46
Dec. 28 -- @ Cincinnati *.....	L	62-74
Dec. 30 -- @ Louisville *.....	L	73-86
Jan. 4 -- Memphis State (TV) *.....	W	96-69
Jan. 9 -- Bradley *.....	W	106-92
Jan. 11 -- St. Louis (TV) *.....	W	99-84
Jan. 25 -- @ Wichita State *.....	L	89-97
Jan. 27 -- @ Tulsa *.....	L	94-104
Jan. 30 -- Drake (TV) *.....	W	118-99
Feb. 3 -- @ Memphis State *.....	W	89-70
Feb. 6 -- Cincinnati *.....	W	94-74
Feb. 8 -- Louisville (TV) *.....	L	75-78
Feb. 11 -- @ Drake *.....	L	67-91
Feb. 18 -- @ St. Louis (OT) *.....	L	93-94

Feb. 22 -- @ Bradley (TV) *.....	L	77-95
Feb. 25 -- Wichita State *.....	W	102-100
Mar. 1 -- Tulsa *.....	W	89-84

* - Missouri Valley Conference

1969-70 - (18-8)

Dec. 1 -- @ Northwestern State.....	W	96-90
Dec. 5 -- @ Colorado State.....	L	60-82
Dec. 6 -- @ Wyoming.....	L	82-94
Dec. 9 -- Stetson.....	W	85-75
Dec. 13 -- @ Marquette.....	L	60-83
Dec. 16 -- Cincinnati.....	W	89-71
Dec. 18 -- Arizona.....	W	98-88
Dec. 22 -- UNLV.....	W	98-91
Dec. 27 -- Southern Colorado.....	W	96-74
Dec. 29 -- Arkansas Tech.....	W	126-76
Jan. 3 -- @ Memphis State*.....	W	86-77
Jan. 8 -- @ Bradley *.....	L	86-91
Jan. 10 -- @ St. Louis *.....	W	67-62
Jan. 24 -- Wichita State *.....	W	81-77
Jan. 27 -- Tulsa *.....	W	93-77
Jan. 29 -- @ Drake *.....	L	84-95
Feb. 5 -- @ Cincinnati *.....	L	69-84
Feb. 7 -- @ Louisville *.....	L	60-71
Feb. 10 -- Drake *.....	W	93-81
Feb. 14 -- Memphis State *.....	W	82-70
Feb. 17 -- Bethel.....	W	84-65
Feb. 21 -- Bradley (TV) *.....	W	83-75
Feb. 25 -- St. Louis *.....	W	86-82
Feb. 28 -- @ Tulsa *.....	L	80-97
Mar. 2 -- @ Louisville *.....	W	98-80
Mar. 5 -- @ Wichita State *.....	W	84-79

* - Missouri Valley Conference

1970-71 - (10-15)

Dec. 1 -- Bethel (TN).....	W	80-69
Dec. 5 -- St. Leo.....	L	47-53
Dec. 8 -- @ Indiana State.....	W	79-72
Dec. 10 -- @ Purdue.....	L	63-90
Dec. 12 -- @ Centenary.....	W	55-54
Dec. 23 -- Marquette.....	L	57-67
Dec. 29 -- Colorado State.....	L	68-74
Jan. 2 -- @ Memphis State *.....	L	57-69
Jan. 7 -- Louisville *.....	L	72-90
Jan. 9 -- Bradley (TV) *.....	W	84-80
Jan. 11 -- @ Nicholls State.....	W	95-76
Jan. 12 -- @ Southern Mississippi.....	W	96-84
Jan. 19 -- Oklahoma Christian.....	W	80-79
Jan. 23 -- Wichita State *.....	W	81-75
Jan. 28 -- @ Drake *.....	L	66-90
Feb. 4 -- @ St. Louis*.....	L	58-88
Feb. 6 -- @ Wichita State (TV) *.....	L	81-84
Feb. 11 -- @ Tulsa *.....	L	84-89
Feb. 13 -- Memphis State *.....	L	66-71
Feb. 18 -- St. Louis *.....	L	61-65
Feb. 20 -- @ Bradley *.....	L	88-76
Feb. 22 -- @ Northeast Louisiana.....	L	88-89
Feb. 27 -- @ Louisville *.....	W	79-73
Mar. 2 -- Drake *.....	L	60-65
Mar. 4 -- Tulsa *.....	L	76-84

% - Game played at Loos Fieldhouse, Dallas
* - Missouri Valley Conference

↳ The Gene Robbins Era 36-67 Career

1971-72 - (8-18)

Dec. 1 -- Nicholls State.....	L	71-72
Dec. 4 -- Southern Mississippi.....	W	81-62
Dec. 6 -- Centenary.....	W	69-60
Dec. 9 -- Denver.....	W	72-68
Dec. 11 -- Wyoming.....	W	94-76
Dec. 27 -- Oklahoma City #.....	L	79-85
Dec. 28 -- Indiana State #.....	W	68-59
Dec. 29 -- Jacksonville #.....	L	82-95
Jan. 6 -- @ West Texas State.....	L	69-79
Jan. 8 -- @ Bradley.....	L	72-90
Jan. 13 -- Northeast Louisiana.....	W	98-56
Jan. 15 -- Drake (TV) *.....	L	55-64
Jan. 19 -- Wichita State.....	W	74-63

Jan. 22 -- @ Memphis State (TV) *.....	L	60-91
Jan. 24 -- @ Louisville *.....	L	72-95
Jan. 27 -- @ Drake *.....	L	70-76
Feb. 3 -- @ Creighton *.....	L	49-58
Feb. 10 -- Tulsa *.....	L	69-75
Feb. 12 -- Memphis State *.....	L	80-87
Feb. 16 -- @ St. Louis *.....	L	75-88
Feb. 19 -- Bradley *.....	L	54-71
Feb. 21 -- St. Louis *.....	L	69-76
Feb. 29 -- Louisville *.....	L	85-90
Mar. 2 -- West Texas State *.....	L	70-72
Mar. 4 -- @ Tulsa *.....	L	86-89
Mar. 6 -- @ Wichita State *.....	L	66-81

- All-College Tournament (Oklahoma City)
* - Missouri Valley Conference

1972-73 - (9-16)

Nov. 24 -- @ Nebraska.....	L	46-64
Nov. 28 -- Cal State Fullerton.....	L	63-56
Dec. 1 -- @ Long Beach State.....	L	63-90
Dec. 2 -- @ Arizona State.....	L	66-75
Dec. 7 -- Georgia State.....	W	84-58
Dec. 11 -- @ Kansas State.....	L	62-76
Dec. 28 -- Mississippi State#.....	L	65-66
Dec. 19 -- @ Northeast Louisiana #.....	L	82-95
Jan. 4 -- @ Louisville *.....	L	69-76
Jan. 6 -- @ Texas Christian.....	L	67-53
Jan. 11 -- Wichita State *.....	W	69-73
Jan. 13 -- @ Tulsa *.....	L	76-106
Jan. 18 -- @ Drake *.....	L	72-79
Jan. 20 -- @ Bradley *.....	L	74-87
Jan. 25 -- West Texas State *.....	W	81-79
Jan. 27 -- Louisville *.....	W	78-64
Feb. 5 -- @ West Texas State *.....	W	55-53
Feb. 10 -- New Mexico St. (TV) *.....	W	64-63
Feb. 15 -- Tulsa *.....	L	77-100
Feb. 17 -- @ Wichita State *.....	L	71-73
Feb. 22 -- Memphis State *.....	L	88-93
Feb. 24 -- St. Louis *.....	L	64-66
Feb. 28 -- Corpus Christi.....	W	83-77
Mar. 2 -- @ Creighton *.....	W	72-69
Mar. 5 -- New Mexico State *.....	L	75-88

- NE Louisiana Tournament
* - Missouri Valley Conference

1973-74 - (13-13)

Nov. 30 -- @ Tennessee.....	L	71-80
Dec. 4 -- Texas Christian #.....	W	109-93
Dec. 8 -- Wayland Baptist.....	W	107-73
Dec. 20 -- Fresno State.....	L	95-96
Dec. 22 -- Fullerton State.....	W	70-63
Dec. 27 -- St. Francis \$.....	L	81-85
Dec. 28 -- Boston University \$.....	L	84-88
Jan. 5 -- Bradley (TV) *.....	L	71-95
Jan. 7 -- Samford.....	W	102-83
Jan. 9 -- @ Southern Methodist.....	W	79-76
Jan. 12 -- @ West Texas State *.....	L	65-67
Jan. 14 -- Chicago State.....	W	103-91
Jan. 16 -- Texas-Arlington.....	W	93-82
Jan. 19 -- Tulsa *.....	L	89-90
Jan. 22 -- @ Wichita State *.....	L	76-83
Jan. 26 -- @ St. Louis *.....	L	88-89
Jan. 31 -- @ Louisville *.....	L	81-97
Feb. 2 -- @ Memphis State *.....	L	62-65
Feb. 7 -- Drake *.....	L	104-85
Feb. 9 -- Memphis State *.....	W	83-77
Feb. 11 -- Georgia Southern.....	W	88-87
Feb. 14 -- @ New Mexico State *.....	W	83-74
Feb. 16 -- West Texas State *.....	W	87-68
Feb. 23 -- @ Tulsa (TV) *.....	L	75-87
Feb. 28 -- New Mexico State *.....	L	69-95
Mar. 2 -- Wichita State *.....	W	89-83

- First Game at The Super Pit
\$ - Claxton Classic (Savannah, GA)
* - Missouri Valley Conference



1974-75 - (6-20)

Nov. 30 -- Texas-Arlington	W	89-85
Dec. 3 -- Southern Methodist	L	87-89
Dec. 6 -- Texas-El Paso #	L	49-52
Dec. 7 -- Santa Clara #	W	77-69
Dec. 10 -- Nebraska	L	56-69
Dec. 21 -- Wayland Baptist	W	75-66
Dec. 26 -- Niagara ^	W	83-72
Dec. 27 -- Centenary ^	L	78-80
Dec. 28 -- UNC-Charlotte ^	L	69-86
Jan. 11 -- @ West Texas State*	W	84-78
Jan. 14 -- Bradley*	W	69-64
Jan. 18 -- @ New Mexico State*	L	68-85
Jan. 23 -- Drake*	L	76-83
Jan. 25 -- @ Memphis State*	L	92-103
Jan. 30 -- @ St. Louis*	L	82-93
Feb. 1 -- @ Louisville*	L	67-112
Feb. 4 -- West Texas State*	L	53-62
Feb. 6 -- Tulsa*	L	81-84
Feb. 8 -- @ Bradley*	L	82-95
Feb. 13 -- @ Wichita State*	L	72-87
Feb. 15 -- New Mexico State*	L	59-73
Feb. 20 -- St. Louis*	L	66-83
Feb. 22 -- Wichita State*	W	86-80
Feb. 25 -- @ Drake*	L	66-90
Mar. 1 -- @Tulsa*	L	97-100

- Creighton Tournament

^ - All-College Tournament (Oklahoma City, OK)

* - Missouri Valley Conference

↳ The Bill Blakeley Era

1975-76 - (22-4)

Dec. 1 -- Texas A&I	W	125-86
Dec. 3 -- Tarleton State	W	108-81
Dec. 6 -- Sam Houston State	W	117-92
Dec. 9 -- @ Baylor	W	87-86
Dec. 12 -- @ Creighton ^	W	75-71
Dec. 13 -- Southern Illinois ^	W	86-80
Dec. 27 -- Utah State #	L	87-105
Dec. 28 -- Bowling Green #	W	80-76
Dec. 29 -- Oklahoma City #	W	90-89
Jan. 8 -- @ SW Louisiana	W	77-75
Jan. 12 -- Arizona State	W	89-86
Jan. 14 -- Texas-Arlington	W	110-101
Jan. 17 -- @ Bradley	L	97-108
Jan. 20 -- @ Southern Methodist	W	96-88
Jan. 24 -- Va. Commonwealth	W	89-72
Jan. 26 -- Austin College	W	109-75
Jan. 28 -- Wisconsin-Parkside	W	93-88
Jan. 31 -- New Orleans %	W	91-83
Feb. 5 -- @ Memphis State %	L	93-111
Feb. 9 -- SW Louisiana %	W	107-80
Feb. 14 -- Trinity %	W	113-66
Feb. 16 -- @ West Texas State	L	87-96
Feb. 21 -- @ New Orleans	W	105-96
Feb. 23 -- @ Samford	W	90-82
Feb. 28 -- Bradley	W	108-88
Mar. 1 -- West Texas State	W	88-69

^ - Creighton Classic

- All-College Tournament (Oklahoma City, OK)

% - North Texas ranked No. 20 in AP Poll

1976-77 - (21-6)

Nov. 29 -- Centenary	W	76-69
Dec. 3 -- St. Louis #	W	62-60
Dec. 4 -- @ Missouri #	L	84-97
Dec. 6 -- Kansas State	W	87-83
Dec. 8 -- Baylor	W	97-83
Dec. 11 -- @ Texas Christian	W	85-81
Dec. 21 -- @ Tulsa	W	110-103
Dec. 29 -- @ West Texas State	W	85-83
Jan. 3 -- @ San Diego State	W	108-100
Jan. 5 -- @ Fresno State	W	88-81
Jan. 12 -- @ Texas-Arlington	W	105-101
Jan. 17 -- Arkansas State	W	78-76
Jan. 19 -- @ Pan American	L	74-86
Jan. 22 -- Southern Methodist	W	103-99
Jan. 27 -- Texas-Arlington	W	91-84
Jan. 29 -- Portland State	L	90-91

Jan. 31 -- Samford	W	90-72
Feb. 3 -- @ Houston Baptist	W	96-80
Feb. 5 -- Lamar	W	99-90
Feb. 7 -- Northwestern State	W	99-72
Feb. 10 -- @ Creighton	L	83-101
Feb. 12 -- @ Oral Roberts	L	90-113
Feb. 17 -- North Carolina A&T	W	110-80
Feb. 19 -- @ Lamar	W	91-82
Feb. 23 -- @ Centenary	W	107-104
Feb. 26 -- Creighton	W	108-105
Mar. 2 -- Pan American	L	72-86

- Show Me Classic (University of Missouri)

1977-78 - (22-6)

Nov. 26 -- Central Oklahoma	W	76-69
Nov. 29 -- St. Mary's	W	72-62
Dec. 3 -- @ Baylor	L	74-104
Dec. 5 -- McMurry	W	85-71
Dec. 8 -- West Texas State	W	100-85
Dec. 10 -- Texas Christian	W	74-46
Dec. 14 -- Long Beach State	W	96-91
Dec. 16 -- Rice %	W	80-66
Dec. 17 -- @ Houston %	L	94-137
Dec. 22 -- @ Kansas State	L	71-89
Jan. 3 -- @ Syracuse	L	84-94
Jan. 7 -- @ Arkansas State	W	80-70
Jan. 9 -- @ Centenary	L	70-79
Jan. 14 -- @ Oral Roberts	L	73-80
Jan. 18 -- Lamar (OT)	W	102-97
Jan. 21 -- Texas-Arlington	W	105-74
Jan. 24 -- @ Pepperdine	W	93-77
Jan. 27 -- @ Hawaii	W	87-77
Jan. 28 -- @ Hawaii	W	98-80
Feb. 4 -- Hardin-Simmons	W	91-82
Feb. 6 -- Centenary (OT)	W	101-96
Feb. 9 -- @ Texas-Arlington	W	86-70
Feb. 13 -- @ Lamar	W	90-89
Feb. 14 -- Roosevelt	W	107-55
Feb. 18 -- Oral Roberts	W	61-59
Feb. 20 -- @ Hardin-Simmons	W	80-74
Feb. 25 -- Houston Baptist	W	81-62
Mar. 1 -- Arkansas State	W	64-56

% - Bluebonnet Classic (Houston, TX)

1978-79 - (11-16)

Nov. 24 -- Fairfield <	L	85-96
Nov. 25 -- Tennessee Tech <	W	85-83
Nov. 30 -- Tulsa	L	80-87
Dec. 4 -- Baylor	L	102-109
Dec. 6 -- @ Southern Methodist	L	91-92
Dec. 9 -- @ Texas Christian	W	83-79
Dec. 13 -- @ West Texas State	L	78-79
Dec. 16 -- Lamar	W	95-89
Dec. 18 -- Louisiana Tech	L	65-75
Dec. 29 -- @ Marquette +	L	69-84
Dec. 30 -- St. Bonaventure +	L	67-83
Jan. 4 -- @ Arkansas	L	71-96
Jan. 8 -- @ Illinois State	L	80-98
Jan. 13 -- @ Lamar	L	91-122
Jan. 15 -- Centenary	L	88-91
Jan. 20 -- Oral Roberts	W	82-58
Jan. 22 -- @ Centenary	W	90-83
Jan. 25 -- @ Texas-Arlington	L	78-83
Jan. 27 -- @ Houston Baptist	W	73-64
Feb. 1 -- Hardin-Simmons	L	68-69
Feb. 5 -- Portland State	W	102-78
Feb. 8 -- Texas-Arlington	W	104-89
Feb. 10 -- Pan American	L	72-81
Feb. 17 -- @ Hardin-Simmons	W	83-79
Feb. 22 -- Illinois State	W	90-87
Feb. 24 -- Central Oklahoma	W	84-74
Feb. 26 -- @ Pan American	L	82-88

< - New Orleans Classic

+ - Milwaukee Classic

% - Game played in Little Rock, AR

1979-80 - (13-14)

Dec. 1 -- St. Mary's	L	77-83
Dec. 3 -- Southwestern	W	66-65
Dec. 5 -- @ Texas Tech	L	68-103
Dec. 8 -- Texas Christian	W	84-79

Dec. 15 -- Pepperdine	L	75-77
Dec. 21 -- Texas A&M ^	L	56-97
Dec. 22 -- Montana ^	W	69-60
Dec. 26 -- San Jose State #	W	72-61
Dec. 27 -- Louisiana Tech #	L	74-82
Dec. 28 -- Wyoming #	L	59-79
Jan. 3 -- @ Pan American	L	73-75
Jan. 10 -- @ Hardin-Simmons	W	94-74
Jan. 12 -- @ Texas-Arlington (2OT)	L	97-99
Jan. 14 -- West Texas State (OT)	W	98-97
Jan. 17 -- Texas (OT)	W	79-77
Jan. 19 -- @ Houston Baptist	L	70-86
Jan. 24 -- Pan American	L	69-83
Jan. 28 -- Hardin-Simmons	W	77-75
Jan. 30 -- @ Louisiana Tech	L	65-77
Feb. 2 -- @ DePaul	L	71-102
Feb. 5 -- Centenary	L	75-81
Feb. 8 -- @ U.S. International	W	79-67
Feb. 11 -- @ San Diego State	W	83-73
Feb. 16 -- Texas-Arlington	W	85-81
Feb. 18 -- @ Centenary	L	93-98
Feb. 23 -- Houston Baptist	W	75-58
Mar. 1 -- SE Louisiana (3OT)	W	84-80

^ - Las Vegas Classic

- All-College Tournament (Oklahoma City, OK)

1980-81 - (15-12)

Nov. 29 -- Texas Lutheran	W	106-76
Dec. 3 -- Southern Methodist	W	69-66
Dec. 4 -- Southeast Louisiana	W	77-74
Dec. 6 -- St. Mary's	W	69-63
Dec. 9 -- @ Texas Christian	W	76-75
Dec. 12 -- @ Brigham Young \$	L	92-108
Dec. 13 -- @ Seton Hall \$	L	78-89
Dec. 16 -- DePaul	L	86-92
Dec. 18 -- Samford	W	81-73
Dec. 20 -- @ Texas	L	82-103
Dec. 27 -- Oklahoma State #	L	85-93
Dec. 28 -- Kent State #	W	80-79
Dec. 29 -- Cameron State #	W	89-71
Jan. 10 -- @ San Francisco State	L	51-71
Jan. 12 -- @ Santa Clara	L	84-93
Jan. 17 -- @ Texas-Arlington	W	86-82
Jan. 19 -- Texas	W	75-74
Jan. 22 -- Texas Tech	W	69-67
Jan. 24 -- Southern Mississippi	L	66-72
Jan. 31 -- @ Hardin-Simmons	W	78-77
Feb. 7 -- St. Louis	W	96-72
Feb. 12 -- @ Samford	W	85-68
Feb. 14 -- @ Southern Mississippi	L	71-75
Feb. 18 -- Texas-Arlington	L	86-94
Feb. 23 -- Pan American	L	73-77
Feb. 26 -- Hardin-Simmons	W	90-71
Mar. 2 -- @ Pan American	L	79-89

\$ - BYU Tournament

- All-College Tournament (Oklahoma City, OK)



RECORDS

↳ all-time results

1981-82 - (15-12)

Nov. 27 -- Southwestern.....	W	98-71
Dec. 1 -- Northeast Louisiana.....	W	100-75
Dec. 4 -- St. Joseph's %.....	L	69-73
Dec. 5 -- Central Michigan %.....	W	79-65
Dec. 8 -- Texas Christian.....	L	73-78
Dec. 11 -- @ St. Louis.....	W	84-70
Dec. 19 -- @ Weber State.....	L	82-90
Dec. 21 -- St. Marys #.....	L	86-88
Dec. 22 -- Loyola Marmount #.....	W	112-103
Dec. 29 -- Alcorn State \$.....	W	87-69
Dec. 30 -- Northeast Louisiana \$.....	W	76-73
Jan. 4 -- @ Pan American.....	W	87-83
Jan. 6 -- @ Lamar.....	L	72-83
Jan. 9 -- @ Texas-Arlington.....	W	88-83
Jan. 16 -- @ Memphis State.....	L	90-100
Jan. 18 -- McNeese State.....	W	79-71
Jan. 23 -- Lamar.....	W	63-60
Jan. 25 -- Texas-San Antonio.....	W	78-66
Jan. 28 -- @ Alcorn State.....	L	82-106
Feb. 4 -- Texas-Arlington.....	L	87-93
Feb. 9 -- Southern Mississippi.....	L	68-75
Feb. 13 -- @ Texas.....	L	70-84
Feb. 15 -- Hardin-Simmons.....	W	94-81
Feb. 20 -- @ Oral Roberts.....	L	97-109
Feb. 22 -- @ Arkansas-Little Rock.....	L	76-85
Feb. 27 -- Pan American.....	W	98-85
Mar. 1 -- Alcorn State.....	W	83-77
% - Carrier Classic (Syracuse, NY)		
# - Wolf Pack Classic (Reno, NV)		
\$ - Pacemaker Classic (Monroe, LA)		

1982-83 - (15-15)

Nov. 27 -- Henderson State.....	W	103-75
Nov. 30 -- Texas Southern (OT).....	L	89-91
Dec. 3 -- District of Columbia !.....	W	74-73
Dec. 4 -- Wichita State !.....	L	72-78
Dec. 7 -- @ Texas Christian.....	L	58-64
Dec. 11 -- Centenary.....	W	113-93
Dec. 14 -- Texas Wesleyan (OT).....	L	69-72
Dec. 17 -- Baylor.....	W	87-65
Dec. 28 -- Samford *.....	L	94-101
Dec. 29 -- Massachusetts *.....	W	110-104
Jan. 10 -- @ Pan American.....	W	82-72
Jan. 15 -- @ Texas-Arlington #.....	L	80-83
Jan. 17 -- @ Arkansas State #.....	L	63-61
Jan. 22 -- @ McNeese State #.....	L	69-79
Jan. 29 -- Lamar #.....	W	61-55
Feb. 3 -- @ Louisiana Tech #.....	L	64-70
Feb. 5 -- @ Northeast Louisiana #.....	L	75-82
Feb. 10 -- Texas-Arlington # (OT).....	W	105-98
Feb. 12 -- Pan American.....	W	88-60
Feb. 14 -- Memphis State.....	L	63-80
Feb. 17 -- @ McNeese State #.....	L	61-75
Feb. 19 -- Arkansas State #.....	W	66-63
Feb. 21 -- Louisiana Tech #.....	W	75-67
Feb. 24 -- @ Lamar #.....	L	63-71
Feb. 26 -- Oral Roberts.....	W	99-78
Feb. 28 -- Arkansas-Little Rock.....	L	81-94
Mar. 3 -- Northeast Louisiana #.....	L	66-74

Southland Conference Tournament

Louisiana Tech %.....	W	87-73
McNeese State (OT) %.....	W	66-60
Lamar %.....	L	54-75
! - Shocker Classic (Wichita, Kansas)		
# - Southland Conference		
% - SLC Tournament (Beaumont, Texas)		

↳ The Tommy Newman

24-60 Career

1983-84 - (9-19)

Nov. 25 -- Southern Mississippi +.....	L	61-63
Nov. 26 -- @ Memphis State.....	L	79-101
Nov. 29 -- Texas Southern.....	W	88-59
Dec. 1 -- Midwestern.....	W	79-61
Dec. 3 -- @ Centenary.....	L	88-92
Dec. 6 -- Texas Christian.....	W	66-65
Dec. 10 -- @ Baylor.....	W	62-53
Dec. 13 -- Oklahoma City.....	W	66-61

Dec. 17 -- @ Arkansas ^.....	L	64-93
Dec. 20 -- Alcorn State %.....	L	48-57
Dec. 21 -- East Carolina %.....	W	62-58
Jan. 9 -- @ Hardin-Simmons.....	L	64-73
Jan. 14 -- @ Texas-San Antonio.....	L	57-94
Jan. 19 -- Pan American.....	L	41-53
Jan. 21 -- @ McNeese State #.....	W	72-71
Jan. 23 -- Texas-Arlington #.....	W	103-91
Jan. 26 -- Arkansas State #.....	L	52-66
Jan. 28 -- @ Lamar #.....	L	66-96
Feb. 2 -- Louisiana Tech #.....	L	68-75
Feb. 4 -- @ Northeast Louisiana #.....	L	64-71
Feb. 9 -- @ Texas-Arlington #.....	L	68-79
Feb. 11 -- @ Pan American.....	L	61-67
Feb. 16 -- McNeese State #.....	L	57-67
Feb. 18 -- @ Arkansas State #.....	W	67-63
Feb. 23 -- Lamar #.....	L	66-89
Feb. 25 -- @ Louisiana Tech #.....	L	69-96
Mar. 1 -- Northeast Louisiana #.....	L	63-78
Southland Conference Tournament		
Mar. 8 -- @ Louisiana Tech.....	L	68-92
+ - Played in Memphis		
# - Southland Conference		
^ - Played in Pine Bluff, Ark.		
% - Bradley University Tournament		

1984-85 - (5-23)

Nov. 24 -- @ Kansas State.....	L	50-72
Dec. 1 -- Pan American.....	L	50-60
Dec. 4 -- @ Texas Christian.....	L	58-76
Dec. 8 -- St. Edwards.....	W	79-64
Dec. 11 -- Texas Wesleyan.....	L	70-72
Dec. 14 -- @ Drake ^.....	L	59-63
Dec. 15 -- Valparaiso ^.....	L	63-79
Dec. 19 -- @ Southern Methodist.....	L	45-90
Dec. 28 -- Alcorn State +.....	L	75-95
Dec. 29 -- East Carolina +.....	L	65-70
Jan. 5 -- @ Texas Tech.....	L	55-81
Jan. 8 -- Hardin-Simmons.....	W	60-58
Jan. 12 -- @ Northeast Louisiana #.....	L	64-77
Jan. 17 -- @ Louisiana Tech #.....	L	50-68
Jan. 19 -- Lamar #.....	L	64-79
Jan. 24 -- @ Arkansas State #.....	L	58-70
Jan. 26 -- McNeese State #.....	L	64-82
Jan. 31 -- Texas-San Antonio.....	W	73-72
Feb. 2 -- @ Texas-Arlington #.....	L	67-86
Feb. 7 -- Northeast Louisiana #.....	L	74-80
Feb. 9 -- Louisiana Tech #.....	L	72-90
Feb. 11 -- @ Texas-San Antonio.....	L	69-97
Feb. 14 -- @ Lamar #.....	L	60-86
Feb. 16 -- Arkansas State #.....	L	58-69
Feb. 21 -- @ McNeese State #.....	L	59-78
Feb. 23 -- @ Pan American.....	W	67-64
Feb. 28 -- Texas-Arlington #.....	W	83-77
Southland Conference Tournament		
Mar. 5 -- @ McNeese State.....	L	78-89
# - Southland Conference		
^ - Drake Tournament		
+ - Tulsa Tournament		

1985-86 - (10-18)

Nov. 23 -- @ Hardin-Simmons.....	L	67-74
Nov. 26 -- Westmont College.....	W	57-50
Dec. 3 -- @ Pan American.....	L	68-69
Dec. 7 -- Henderson State.....	W	86-63
Dec. 10 -- Texas Christian.....	W	56-55
Dec. 13 -- Southern Methodist %.....	L	63-78
Dec. 14 -- McNeese State %.....	L	66-73
Dec. 20 -- @ Southwestern La. \$.....	L	58-72
Dec. 21 -- Youngstown State \$.....	W	85-72
Dec. 28 -- @ Mississippi.....	L	75-89
Jan. 4 -- Kansas State.....	L	53-57
Jan. 8 -- Pan American.....	L	47-59
Jan. 11 -- @ Texas-Arlington #.....	L	65-68
Jan. 16 -- @ Lamar #.....	L	72-87
Jan. 18 -- @ McNeese State #.....	L	70-80
Jan. 23 -- Louisiana Tech #.....	W	56-50
Jan. 25 -- Northeast Louisiana #.....	L	56-79
Jan. 27 -- Southwest Louisiana #.....	L	69-83
Jan. 30 -- Arkansas State #.....	W	70-66
Feb. 1 -- @ Texas-San Antonio #.....	W	72-66

Feb. 6 -- @ Arkansas State #.....	L	60-67
Feb. 8 -- Texas-Arlington #.....	W	83-82
Feb. 13 -- Lamar #.....	W	73-60
Feb. 15 -- McNeese State #.....	L	64-72
Feb. 20 -- @ Northeast Louisiana #.....	L	49-69
Feb. 22 -- @ Louisiana Tech #.....	L	67-88
Feb. 27 -- Texas-San Antonio #.....	W	75-58

Southland Conference Tournament

Mar. 4 -- @ Arkansas State.....	L	71-79
# - Southland Conference		
% - Dallas Morning News Tournament		
\$ - Cajun Classic (Lafayette, La.)		

↳ The Jimmy Gales Era

84-118 Career

1986-87 - (11-17)

Nov. 29 -- Southwestern.....	W	92-71
Dec. 3 -- @ Texas Christian.....	L	85-92
Dec. 6 -- Mississippi.....	L	69-72
Dec. 8 -- Cameron.....	W	87-72
Dec. 10 -- @ Baylor.....	L	75-82
Dec. 13 -- Colorado State.....	W	85-69
Dec. 20 -- @ Southern Mississippi.....	L	58-92
Dec. 22 -- @ Utah %.....	L	66-79
Dec. 23 -- St. Mary's %.....	L	66-68
Dec. 29 -- @ Nevada ^.....	L	86-93
Dec. 30 -- Eastern Illinois ^.....	W	92-63
Jan. 3 -- Alcorn State.....	W	90-74
Jan. 5 -- @ Arkansas (OT) \$.....	L	96-99
Jan. 15 -- Lamar #.....	L	63-72
Jan. 17 -- McNeese State #.....	W	72-64
Jan. 22 -- @ Louisiana Tech #.....	L	71-89
Jan. 24 -- @ Northeast Louisiana #.....	L	53-66
Jan. 29 -- @ Arkansas State #.....	L	59-66
Jan. 31 -- @ Southwest Louisiana #.....	L	77-78
Feb. 5 -- Arkansas State #.....	L	74-75
Feb. 7 -- @ Texas-Arlington #.....	L	89-95
Feb. 12 -- @ Lamar #.....	W	98-84
Feb. 14 -- @ McNeese State #.....	L	88-93
Feb. 19 -- Northeast Louisiana #.....	W	83-80
Feb. 21 -- Louisiana Tech #.....	L	77-80
Feb. 25 -- Southwestern (KS).....	W	110-71
Feb. 28 -- Texas-Arlington #.....	W	97-83
Southland Conference Tournament		
@ Lamar.....	L	82-87
% - University of Utah Tournament		
^ - University of Nevada Tournament		
\$ - Game played in Little Rock, Ark.		
# - Southland Conference		



1987-88 - (17-13)

Nov. 28 -- @ Oral Roberts.....	W	88-80
Dec. 1 -- Baylor.....	L	63-72
Dec. 4 -- @ Missouri %.....	L	56-74
Dec. 5 -- Alcorn State%.....	L	64-70
Dec. 7 -- Montana State.....	L	55-65
Dec. 9 -- Texas Christian.....	W	79-54
Dec. 12 -- @ Colorado State.....	L	56-65
Dec. 19 -- Southern Mississippi *.....	L	80-83
Dec. 22 -- @ New Mexico State.....	L	71-91
Dec. 26 -- @ New Mexico ^.....	L	69-77
Dec. 27 -- Long Beach State ^.....	L	88-89
Jan. 14 -- @ Alcorn State.....	W	85-80
Jan. 16 -- @ Texas-Arlington #.....	W	77-68
Jan. 18 -- @ Oklahoma State.....	L	82-92
Jan. 21 -- Northwestern State #.....	W	87-75
Jan. 23 -- Northeast Louisiana #.....	L	69-79
Jan. 28 -- @ Southwest Texas#.....	W	99-79
Jan. 30 -- @ Sam Houston State #.....	L	70-91
Feb. 4 -- McNeese State #.....	W	91-78
Feb. 6 -- Stephen F. Austin #.....	W	83-72
Feb. 11 -- @ McNeese State #.....	W	78-75
Feb. 13 -- @ Stephen F. Austin.....	W	74-67
Feb. 18 -- Sam Houston State #.....	W	80-52
Feb. 20 -- Southwest Texas #.....	W	79-67
Feb. 25 -- @ Northeast Louisiana #.....	W	67-65
Feb. 27 -- @ Northwestern State #.....	W	76-71
Mar. 3 -- Texas-Arlington #.....	W	83-74
Southland Conference Tournament		
Mar. 11 -- McNeese State.....	W	82-61
Mar. 12 -- Northeast Louisiana.....	W	87-70

NCAA Tournament

Mar. 17 -- North Carolina.....	L	65-83
* - Show-Me Classic (Columbia, Mo.)		
% - Game played @ Loos Fieldhouse (Dallas)		
^ - University of New Mexico Tournament		
# - Southland Conference		
-- Southland Conference Tournament @ The Super Pit		
-- NCAA Tournament Game @ Salt Lake City, UT		

1988-89 - (14-15)

Nov. 26 -- Louisiana Tech.....	L	72-87
Dec. 2 -- @ Nebraska ^.....	L	84-90
Dec. 3 -- Army (OT) ^.....	W	82-79
Dec. 6 -- Colorado State.....	W	52-50
Dec. 8 -- Texas-San Antonio.....	L	73-81
Dec. 17 -- @ Baylor (4OT).....	L	95-96
Dec. 20 -- @ Montana State.....	L	75-100
Dec. 28 -- @ San Diego (OT).....	W	81-77
Dec. 30 -- @ UCLA.....	L	84-99
Jan. 2 -- @ Louisiana Tech.....	L	57-96
Jan. 4 -- @ Southern Methodist.....	L	71-81
Jan. 11 -- @ Southern Mississippi.....	L	79-90
Jan. 14 -- @ Texas-Arlington #.....	W	68-61
Jan. 19 -- @ Northwestern State #.....	W	86-81
Jan. 21 -- @ NE Louisiana (OT) #.....	W	92-82
Jan. 26 -- Southwest Texas #.....	W	76-73
Jan. 28 -- Sam Houston State #.....	W	77-75
Feb. 2 -- @ McNeese State #.....	L	73-79
Feb. 4 -- @ Stephen F. Austin #.....	W	75-64
Feb. 9 -- McNeese State #.....	W	74-71
Feb. 11 -- Stephen F. Austin #.....	W	66-58
Feb. 16 -- @ Sam Houston State #.....	L	75-87
Feb. 18 -- @ Southwest Texas#.....	L	90-93
Feb. 20 -- Oral Roberts (OT).....	L	116-117
Feb. 23 -- Northeast Louisiana#.....	W	76-71
Feb. 25 -- Northwestern State#.....	W	113-101
Mar. 2 -- Texas-Arlington #.....	L	53-63

Southland Conference Tournament

Mar. 7 -- Northwestern State.....	W	100-77
Mar. 8 -- McNeese State.....	L	68-85
^ - University of Nebraska Tournament		
# - Southland Conference		
-- SLC Tournament at The Super Pit		

1989-90 - (5-25)

Nov. 24 -- Southern Methodist.....	L	57-65
Nov. 28 -- Oklahoma State.....	L	66-94
Nov. 30 -- San Diego.....	L	60-73
Dec. 2 -- @ Texas-San Antonio.....	L	76-88
Dec. 4 -- Texas Southern.....	L	66-83

Dec. 6 -- Baylor.....	L	67-78
Dec. 8 -- @ Brigham Young +.....	L	68-97
Dec. 9 -- Georgia Southern +.....	L	74-92
Dec. 18 -- @ Long Beach State.....	L	74-92
Dec. 21 -- @ Weber State.....	L	69-96
Dec. 23 -- @ Colorado State.....	L	70-93
Dec. 29 -- @ Oklahoma ^.....	L	94-147
Dec. 30 -- Arkansas State ^.....	L	66-71
Jan. 11 -- @ Southwest Texas #.....	L	83-100
Jan. 13 -- Sam Houston State #.....	L	65-70
Jan. 18 -- @ Northeast Louisiana #.....	L	68-99
Jan. 20 -- @ Northwestern State #.....	L	94-118
Jan. 25 -- Stephen F. Austin #.....	W	100-66
Jan. 27 -- McNeese State #.....	W	78-67
Feb. 3 -- @ Texas-Arlington #.....	W	82-77
Feb. 8 -- Southwest Texas #.....	L	94-108
Feb. 10 -- @ Stephen F. Austin #.....	L	66-70
Feb. 15 -- Northeast Louisiana #.....	L	64-81
Feb. 17 -- Northwestern State#.....	L	69-77
Feb. 22 -- @ Sam Houston State#.....	L	81-93
Feb. 24 -- @ McNeese State#.....	L	54-60
Mar. 1 -- Texas-Arlington #.....	L	73-78

Southland Conference Tournament

Mar. 5 -- McNeese State.....	W	67-62
Mar. 6 -- Northwestern State.....	W	63-61
Mar. 7 -- @ Northeast Louisiana.....	L	68-84
+ - BYU Tournament		
^ - All-College Tournament (Oklahoma City)		
# - Southland Conference		
-- SLC Tournament at Monroe, La.		

1990-91 - (17-13)

Nov. 24 -- Long Beach State.....	W	94-82
Nov. 27 -- Alcorn State.....	W	98-88
Nov. 29 -- Jackson State.....	W	118-115
Dec. 1 -- Weber State.....	W	71-64
Dec. 3 -- @ Texas Southern.....	L	78-97
Dec. 5 -- Nicholls State.....	L	106-112
Dec. 8 -- @ Houston.....	L	81-110
Dec. 17 -- @ New Mexico.....	L	84-98
Dec. 20 -- Appalachian State +.....	W	95-83
Dec. 21 -- Hawaii +.....	L	100-108
Dec. 27 -- Ohio University ^.....	L	74-77
Dec. 28 -- Marshall ^.....	L	78-81
Jan. 5 -- @ Southeast Louisiana.....	L	100-106
Jan. 10 -- @ Southwest Texas #.....	W	91-81
Jan. 12 -- @ Stephen F. Austin #.....	W	61-58
Jan. 17 -- Northeast Louisiana #.....	L	80-96
Jan. 19 -- Northwestern State #.....	W	88-77
Jan. 21 -- Southeast Louisiana.....	W	97-81
Jan. 23 -- @ Sam Houston State #.....	W	88-68
Jan. 25 -- @ McNeese State #.....	W	86-80
Jan. 28 -- @ Nicholls State #.....	L	105-110
Feb. 2 -- Texas-Arlington #.....	W	99-88
Feb. 7 -- Southwest Texas #.....	W	100-81
Feb. 9 -- Sam Houston State #.....	W	83-80
Feb. 14 -- @ Northeast Louisiana #.....	L	63-84
Feb. 16 -- @ Northwestern State #.....	W	90-85
Feb. 21 -- Stephen F. Austin #.....	W	60-59
Feb. 23 -- McNeese State #.....	W	80-73
Feb. 25 -- @ Texas-Arlington #.....	L	109-115

Southland Conference Tournament

Mar. 2 -- Texas-Arlington.....	L	91-97
+ - University of Hawaii Tournament		
^ - Indiana Hoosier Classic		
- SLC Tournament at Monroe, La.		

1991-92 - (15-14)

Nov. 23 -- @ Texas Tech.....	W	81-75
Nov. 30 -- Houston.....	L	87-89
Dec. 2 -- @ Alcorn State.....	L	98-102
Dec. 4 -- @ Jackson State.....	L	80-81
Dec. 6 -- Texas %.....	L	107-124
Dec. 7 -- Texas Southern %.....	L	76-81
Dec. 17 -- @ South Alabama.....	L	98-105
Dec. 30 -- @ Baylor.....	L	66-80
Jan. 2 -- Southwest Texas #.....	W	71-64
Jan. 4 -- Texas-San Antonio #.....	L	57-67
Jan. 9 -- @ Stephen F. Austin #.....	L	64-80
Jan. 11 -- @ Sam Houston State #.....	W	65-64
Jan. 16 -- West Texas State.....	W	83-72
Jan. 18 -- Texas-Arlington #.....	W	86-70

Jan. 23 -- McNeese State #.....	W	72-59
Jan. 25 -- Nicholls State #.....	W	90-72
Jan. 30 -- @ Northwestern State #.....	W	94-79
Feb. 1 -- @ Northeast Louisiana #.....	W	80-75
Feb. 6 -- Sam Houston State #.....	W	83-44
Feb. 8 -- Stephen F. Austin#.....	L	78-81
Feb. 10 -- @ Southwest Texas #.....	W	70-52
Feb. 15 -- @ Texas-Arlington #.....	L	90-100
Feb. 20 -- @ Nicholls State#.....	W	85-83
Feb. 22 -- @ McNeese State#.....	W	97-93
Feb. 27 -- Northeast Louisiana #.....	L	81-95
Feb. 29 -- Northwestern State #.....	W	95-86
Mar. 2 -- @ Texas-San Antonio #.....	L	77-80

Southland Conference Tournament

Mar. 6 -- Stephen F. Austin.....	W	91-71
Mar. 7 -- Northeast Louisiana.....	L	71-78
% - University of Texas Tournament		
# - Southland Conference		
-- SLC Tournament at San Antonio, Tx.		

1992-93 - (5-21)

Dec. 1 -- @ Tulsa.....	L	70-101
Dec. 4 -- vs. Texas Tech *.....	L	68-88
Dec. 5 -- vs. Bucknell *.....	L	64-88
Dec. 8 -- Baylor (OT).....	L	86-88
Dec. 12 -- South Alabama.....	L	79-84
Dec. 21 -- @ Nevada.....	L	94-102
Dec. 23 -- @ Southern Methodist.....	L	94-110
Jan. 2 -- Northwestern State #.....	W	89-78
Jan. 4 -- Northeast Louisiana #.....	W	79-77
Jan. 6 -- Texas Tech.....	L	70-78
Jan. 9 -- @ Texas-Arlington #.....	L	76-81
Jan. 14 -- @ Nicholls State #.....	L	76-79
Jan. 16 -- @ McNeese State #.....	L	67-70
Jan. 21 -- Stephen F. Austin (OT) #.....	L	95-97
Jan. 23 -- Sam Houston State #.....	W	76-63
Jan. 28 -- @ Southwest Texas #.....	L	73-83
Jan. 30 -- @ Texas-San Antonio #.....	L	74-100
Feb. 6 -- Texas-Arlington #.....	W	87-74
Feb. 8 -- @ Northwestern State #.....	L	97-121
Feb. 11 -- McNeese State #.....	L	68-77
Feb. 13 -- Nicholls State #.....	L	77-79
Feb. 18 -- @ Sam Houston State #.....	L	89-97
Feb. 20 -- @ Stephen F. Austin #.....	L	70-84
Feb. 25 -- Texas-San Antonio (OT) #.....	W	94-89
Feb. 27 -- Southwest Texas #.....	L	60-74
Mar. 1 -- @ Northeast Louisiana #.....	L	77-99
* - University of Montana Tournament		
# - Southland Conference		



RECORDS

↳ all-time results

↳ The Tim Jankovich Era 53-57 Career

1993-94 - (14-15)

Nov. 27 -- @ Baylor	L.....66-84
Nov. 29 -- @ Colorado	L.....68-76
Dec. 1 -- Tulsa	L.....62-76
Dec. 3 -- Centenary ^	L.....71-88
Dec. 4 -- Eastern Washington ^	W.....78-71
Dec. 7 -- Southern Methodist	W.....71-59
Dec. 9 -- Nevada	W.....76-53
Dec. 21 -- @ Texas Tech	L.....55-83
Dec. 28 -- Stephen F. Austin #	L.....66-73
Dec. 30 -- Sam Houston State #	W.....64-62
Jan. 6 -- @ McNeese State #	W.....68-64
Jan. 8 -- @ Nicholls State #	L.....72-74
Jan. 15 -- @ Texas-Arlington #	L.....68-70
Jan. 20 -- Northeast Louisiana #	L.....70-83
Jan. 22 -- Northwestern State #	W.....88-65
Jan. 27 -- @ Southwest Texas #	L.....53-72
Jan. 29 -- @ Texas-San Antonio#	L.....85-88
Feb. 3 -- Nicholls State #	W.....95-82
Feb. 5 -- McNeese State #	W.....53-47
Feb. 7 -- @ Sam Houston State #	W.....79-41
Feb. 12 -- Texas-Arlington #	W.....99-70
Feb. 17 -- @ Northwestern State #	W.....91-90
Feb. 19 -- @ Northeast Louisiana #	L.....73-81
Feb. 24 -- Texas-San Antonio #	W.....80-76
Feb. 26 -- Southwest Texas # (OT)	L.....83-86
Feb. 28 -- Stephen F. Austin #	L.....61-68

Southland Conference Tournament

Mar. 4 -- McNeese State	W.....69-65
Mar. 5 -- Northeast Louisiana	W.....77-74
Mar. 6 -- Southwest Texas	L.....60-69
^ - Lobo Classic (Albuquerque, NM)	
# - Southland Conference	
- SLC Tournament at Monroe, La.	

1994-95 - (14-13)

Nov. 26 -- Avila College	W.....74-50
Nov. 29 -- Baylor	W.....99-91
Dec. 1 -- @ Md.-Baltimore Co.	W.....76-72
Dec. 4 -- @ Boston University	L.....65-85
Dec. 10 -- Tarleton State	W.....77-35
Dec. 18 -- East Texas Baptist	W.....92-79
Dec. 20 -- Colorado	L.....70-88
Dec. 22 -- @ Southern Methodist	L.....74-81
Dec. 30 -- @ Southwest Texas #	L.....56-58
Jan. 5 -- Northeast Louisiana #	W.....77-64
Jan. 7 -- Northwestern State #	W.....77-52
Jan. 9 -- @ Texas-San Antonio #	W.....73-69
Jan. 14 -- @ Texas-Arlington #	W.....83-78
Jan. 19 -- @ Nicholls State #	L.....64-96
Jan. 21 -- @ McNeese State #	W.....75-72
Jan. 26 -- Stephen F. Austin #	L.....86-90
Jan. 28 -- Sam Houston State #	W.....86-62
Feb. 2 -- @ Northwestern State #	W.....64-59
Feb. 4 -- @ Northeast Louisiana #	L.....69-76
Feb. 11 -- Texas-Arlington #	W.....80-71
Feb. 18 -- Nicholls State #	L.....75-84
Feb. 20 -- McNeese State#	L.....56-60
Feb. 23 -- @ Sam Houston State#	L.....61-65
Feb. 25 -- @ Stephen F. Austin #	L.....77-78
Mar. 2 -- Southwest Texas #	W.....72-64
Mar. 4 -- Texas-San Antonio #	L.....80-87

Southland Conference Tournament

Mar. 6 -- @ Stephen F. Austin	L.....72-73
# - Southland Conference	

1995-96 - (15-13)

Nov. 25 -- @ Texas	L.....67-88
Nov. 26 -- Md.-Baltimore County	W.....82-67
Nov. 28 -- @ Rice	L.....56-58
Dec. 2 -- Alabama	L.....72-74
Dec. 6 -- @ Texas A&M	L.....50-68
Dec. 16 -- @ Evansville	L.....54-58
Dec. 19 -- @ Texas Christian	L.....67-77
Jan. 6 -- Texas-Arlington #	L.....63-66
Jan. 11 -- Sam Houston State #	W.....71-59
Jan. 13 -- Stephen F. Austin #	W.....75-66
Jan. 18 -- @ Nicholls State #	L.....62-67

Jan. 20 -- @ McNeese State #	L.....63-75
Jan. 22 -- @ Texas-San Antonio# (OT)	W.....62-59
Jan. 25 -- North-Western State # (OT)	W.....68-62
Jan. 27 -- Northeast Louisiana #	L.....65-74
Jan. 31 -- Southern Methodist	W.....62-55
Feb. 3 -- @ Texas-Arlington #	L.....67-70
Feb. 8 -- @ Stephen F. Austin #	W.....72-65
Feb. 10 -- @ Sam Houston State #	W.....64-62
Feb. 15 -- McNeese State #	W.....67-65
Feb. 17 -- Nicholls State#	W.....81-67
Feb. 19 -- @Southwest Texas St. #	W.....67-55
Feb. 22 -- @ Northeast Louisiana #	L.....67-95
Feb. 24 -- @ Northwestern State #	W.....78-53
Feb. 29 -- Southwest Texas St #	W.....67-60
Mar. 2 -- Texas-San Antonio #	W.....75-55

Southland Conference Tournament

Mar. 8 -- Texas-San Antonio ^	W.....80-71
Mar. 9 -- Northeast Louisiana ^	L.....60-71
^ - Shreveport, La.	
# - Southland Conference	

1996-97 - (10-16)

Nov. 23 -- @ Sam Houston St.	L.....47-59
Nov. 25 -- Mary Hardin Baylor	W.....106-73
Nov. 29 -- Samford %	L.....71-78
Nov. 30 -- Norfolk State %	W.....66-58
Dec. 2 -- @ SMU	L.....59-64
Dec. 5 -- Texas A&M	W.....84-78
Dec. 7 -- @ Texas	L.....56-71
Dec. 18 -- @ Alabama	L.....55-72
Dec. 22 -- Rice (OT)	W.....64-62
Jan. 4 -- Phillips	W.....67-57
Jan. 9 -- @ UC Santa Barbara +	W.....80-74
Jan. 11 -- @ New Mexico St.+	L.....71-83
Jan. 16 -- @ Utah State +	L.....56-79
Jan. 19 -- @ Nevada + (TV)	L.....68-76
Jan. 23 -- Boise State +	L.....55-71
Jan. 25 -- Idaho +	L.....64-68
Jan. 30 -- Pacific +	L.....52-55
Feb. 2 -- Long Beach St. + (TV)	W.....78-69
Feb. 6 -- @ UC Irvine + (2OT)	W.....75-74
Feb. 8 -- @ CSU Fullerton + (OT)	W.....81-75
Feb. 13 -- @ Idaho +	L.....58-67
Feb. 15 -- @ Boise State +	L.....54-66
Feb. 20 -- Cal Poly SLO +	W.....73-72
Feb. 23 -- New Mexico St. + (TV)	L.....68-72
Feb. 27 -- Nevada + (OT)	L.....79-80
Mar. 1 -- Utah State +	L.....53-72
% - Union Players Classic at Cape Girardeau, Mo.	
+ - Big West Conference	

↳ The Vic Trilli Era

20-87 Career

1997-98 - (5-21)

Nov. 16 -- @ Iowa	L.....64-112
Nov. 18 -- @ Alabama	L.....61-81
Nov. 22 -- Texas	L.....94-116
Nov. 25 -- @ North Carolina State	L.....75-92
Nov. 29 -- @ Oklahoma State	L.....60-98
Dec. 4 -- @ Alabama-Birmingham	L.....73-79
Dec. 9 -- @ TCU	L.....74-113
Dec. 20 -- @ Arkansas-Little Rock	W.....72-70
Dec. 22 -- @ Oklahoma	L.....72-95
Dec. 31 -- @ Georgia Tech	L.....76-93
Jan. 8 -- UC Irvine +	W.....89-78
Jan. 10 -- Cal State Fullerton +	L.....70-72
Jan. 15 -- @ Pacific +	L.....53-83
Jan. 17 -- @ Long Beach State +	L.....70-93
Jan. 22 -- New Mexico State +	L.....84-93
Jan. 24 -- @ Cal Poly +	W.....93-91
Jan. 29 -- Utah State +	L.....64-79
Jan. 31 -- Nevada +	L.....90-91
Feb. 5 -- @ Idaho +	L.....72-85
Feb. 7 -- @ Boise State +	L.....79-83
Feb. 12 -- Idaho+	L.....86-100
Feb. 14 -- Boise State +	W.....71-66
Feb. 19 -- UC Santa Barbara +	W.....91-84
Feb. 21 -- @ New Mexico State +	L.....90-98
Feb. 26 -- @ Nevada +	L.....93-107
Feb. 28 -- @ Utah State +	L.....76-102

+ - Big West Conference

1998-99 - (4-22)

Nov. 13 -- @ Texas A&M	L.....59-80
Nov. 21 -- Texas Tech	L.....75-84
Dec. 1 -- @ TCU	L.....69-122
Dec. 4 -- @ Iowa State %	L.....45-72
Dec. 5 -- Princeton %	L.....48-68
Dec. 8 -- @ Tulsa	L.....69-103
Dec. 12 -- Wyoming	L.....67-87
Dec. 19 -- @ Louisiana Tech	L.....60-88
Dec. 23 -- @ Maryland	L.....57-132
Dec. 30 -- @ Arkansas	L.....77-100
Jan. 7 -- @ UC Irvine +	L.....59-71
Jan. 9 -- @ Cal State Fullerton +	L.....55-72
Jan. 14 -- Pacific +	W.....83-75
Jan. 16 -- Long Beach State +	L.....72-79
Jan. 21 -- @ New Mexico State +	L.....80-89
Jan. 23 -- Cal Poly+	L.....86-93
Jan. 28 -- @ Utah State +	L.....61-92
Jan. 30 -- @ Nevada +	L.....87-95
Feb. 4 -- Boise State +	L.....71-78
Feb. 6 -- Idaho +	L.....77-87
Feb. 11 -- @ Boise State +	L.....55-67
Feb. 13 -- @ Idaho +	L.....66-85
Feb. 18 -- @ UC Santa Barbara +	W.....87-73
Feb. 20 -- New Mexico State +	L.....82-84
Feb. 25 -- Nevada +	W.....119-81
Feb. 27 -- Utah State +	W.....94-90
% - Iowa State Tournament (Ames, Io.)	
+ - Big West Conference	

1999-2000 - (7-20)

Nov. 20 -- Louisiana Tech	L.....68-86
Nov. 27 -- @ Oklahoma State	L.....65-103
Nov. 29 -- Texas A&M	W.....91-88
Dec. 1 -- @ Texas Tech	L.....70-100
Dec. 6 -- UL Lafayette	L.....59-74
Dec. 10 -- Indiana State #	L.....63-77
Dec. 11 -- Buffalo #	W.....102-91
Dec. 21 -- @ Baylor	L.....74-91
Dec. 30 -- Tulsa	L.....77-113
Jan. 3 -- @ TCU	L.....91-134
Jan. 8 -- @ Wyoming	L.....85-100
Jan. 13 -- UC Santa Barbara +	W.....74-67
Jan. 15 -- Cal Poly +	W.....85-82
Jan. 20 -- @ Pacific +	L.....65-77
Jan. 22 -- @ Long Beach State +	L.....63-100
Jan. 26 -- New Mexico State +	W.....75-73
Jan. 29 -- Cal St. Fullerton +	W.....84-82
Feb. 3 -- @ Utah St. +	L.....70-83
Feb. 5 -- @ Nevada + (OT)	W.....89-86
Feb. 10 -- Boise State +	L.....63-83
Feb. 12 -- Idaho +	L.....82-88
Feb. 17 -- @ Boise State +	L.....80-90
Feb. 19 -- @ Idaho +	L.....72-91
Feb. 24 -- Nevada +	L.....62-64
Feb. 26 -- Utah State	L.....68-76
Mar. 1 -- @ New Mexico State +	L.....79-97
Mar. 4 -- @ UC Irvine +	L.....84-93
# - Indiana Classic Tournament	
+ - Big West Conference	



2000-2001 - (4-24)

Nov. 17 -- @ Tulsa	L.....	71-89
Nov. 20 -- @ Texas A&M.....	L.....	74-77
Nov. 28 -- Oklahoma State.....	L.....	56-94
Dec. 1 -- @ Southwest Missouri St. #.....	L.....	64-81
Dec. 2 -- vs. A&M-Corpus Christi #.....	W.....	111-102
Dec. 5 -- @ Arkansas.....	L.....	77-97
Dec. 9 -- @ Oklahoma.....	L.....	72-100
Dec. 16 -- vs. Alabama %.....	L.....	55-94
Dec. 19 -- Texas A&M-Kingsville.....	W.....	91-82
Dec. 23 -- Baylor.....	L.....	63-88
Dec. 28 -- @ New Mexico State *.....	L.....	70-82
Dec. 30 -- Florida Int'l * (OT).....	W.....	70-68
Jan. 3 -- Hardin-Simmons.....	W.....	79-72
Jan. 6 -- @ Middle Tennessee St. *.....	L.....	71-105
Jan. 11 -- @ Louisiana Tech *.....	L.....	62-87
Jan. 13 -- Denver *.....	L.....	64-74
Jan. 18 -- New Orleans *.....	L.....	60-78
Jan. 20 -- @ Louisiana-Lafayette *.....	L.....	68-86
Jan. 24 -- New Mexico State *.....	L.....	71-85
Feb. 1 -- Arkansas-Little Rock *.....	L.....	66-83
Feb. 3 -- @ Western Kentucky *.....	L.....	63-107
Feb. 8 -- South Alabama *.....	L.....	75-86
Feb. 10 -- @ Denver *.....	L.....	81-100
Feb. 14 -- @ New Orleans *.....	L.....	77-103
Feb. 17 -- Arkansas State *.....	L.....	75-87
Feb. 22 -- Louisiana-Lafayette *.....	L.....	92-96
Feb. 24 -- @ South Alabama *.....	L.....	70-88

Sun Belt Tournament

Mar. 2 -- vs. Arkansas-Little Rock +.....	L.....	67-80
# - Pizza Hut Classic, Springfield, MO		
% - Coors Classic, Mobile, AL		
* - Sun Belt Conference		
+ - Sun Belt Conference Tournament, Mobile, AL		

↳ The Johnny Jones Era

Career 190-146

2001-2002 - (15-14)

Nov. 16 -- Southwest Missouri St.	W.....	79-77
Nov. 24 -- @ Oklahoma State.....	L.....	58-77
Nov. 27 -- @ Lipscomb.....	L.....	74-75
Dec. 2 -- @ Houston.....	L.....	69-75
Dec. 4 -- SMU.....	L.....	66-74
Dec. 8 -- @ Baylor.....	L.....	81-95
Dec. 15 -- @ Kansas St.....	L.....	70-84
Dec. 19 -- Lipscomb.....	W.....	102-81
Dec. 21 -- Tennessee Tech.....	W.....	89-83
Dec. 23 -- @ TCU.....	W.....	92-85
Dec. 29 -- New Mexico St. *.....	W.....	76-71
Jan. 3 -- @ Arkansas-Little Rock *.....	L.....	74-84
Jan. 5 -- @ Arkansas St. *.....	W.....	76-70
Jan. 10 -- Florida International * (OT).....	W.....	78-79
Jan. 12 -- Texas A&M-Kingsville.....	W.....	100-92
Jan. 17 -- @ Denver *.....	W.....	78-70
Jan. 19 -- Middle Tennessee St. *.....	W.....	85-63
Jan. 24 -- @ Louisiana-Lafayette *.....	L.....	78-96
Jan. 26 -- @ New Mexico St. *.....	L.....	71-88
Jan. 30 -- St. Edward's.....	W.....	98-71
Feb. 2 -- Denver *.....	W.....	83-57
Feb. 7 -- New Orleans *.....	L.....	75-82
Feb. 9 -- South Alabama *.....	W.....	77-73
Feb. 11 -- Louisiana-Lafayette * (TV).....	W.....	78-59
Feb. 16 -- @ Western Kentucky *.....	L.....	76-100
Feb. 21 -- @ New Orleans *.....	L.....	61-83
Feb. 23 -- @ South Alabama *.....	W.....	78-72

Sun Belt Tournament

Mar. 1 -- vs. Florida International +.....	W.....	84-71
Mar. 2 -- vs. Western Kentucky +.....	L.....	68-82
* - Sun Belt Conference		
+ - Sun Belt Conference Tournament, New Orleans, La.		

2002-2003 - (7-21)

Nov. 22 -- @ Southwest Missouri St.....	W.....	81-78
Nov. 29 -- @ Southern Methodist.....	L.....	75-88
Dec. 1 -- @ Indiana.....	L.....	58-84
Dec. 6 -- vs. Weber St.....	W.....	76-72
Dec. 7 -- @ Winthrop.....	W.....	65-56
Dec. 10 -- TCU.....	L.....	80-87
Dec. 16 -- St. Edward's.....	W.....	88-41

Dec. 21 -- @ Tennessee Tech.....	L.....	60-75
Dec. 23 -- @ Colorado.....	L.....	71-87
Dec. 28 -- Texas A&M-Commerce.....	W.....	82-74
Dec. 30 -- @ Baylor.....	L.....	56-82
Jan. 2 -- @ Auburn.....	L.....	65-90
Jan. 5 -- @ Florida International *.....	W(ot).....	94-91
Jan. 11 -- Denver *.....	L.....	55-59
Jan. 16 -- Arkansas-Little Rock *.....	L (ot).....	80-88
Jan. 18 -- Arkansas State *.....	L.....	65-68
Jan. 23 -- @ New Orleans *.....	L.....	62-74
Jan. 25 -- @ South Alabama *.....	L.....	71-76
Jan. 30 -- Louisiana-Lafayette *.....	L.....	58-89
Feb. 1 -- New Mexico State *.....	W.....	82-75
Feb. 6 -- @ Middle Tennessee *.....	L.....	55-76
Feb. 8 -- Western Kentucky *.....	L.....	70-85
Feb. 13 -- @ Denver *.....	L.....	84-90
Feb. 20 -- New Orleans *.....	L.....	73-76
Feb. 22 -- South Alabama *.....	L.....	60-70
Feb. 24 -- @ Louisiana-Lafayette *.....	L.....	60-94
Mar. 1 -- @ New Mexico State *.....	L.....	66-80

Sun Belt Conference Tournament

Mar. 7 -- vs. Arkansas-Little Rock +.....	L.....	73-74
* - Sun Belt Conference		
+ - Sun Belt Conference Tournament, Bowling Green, KY		

2003-2004 - (13-15)

Nov. 21 -- Northwestern Oklahoma State.....	W.....	57-47
Nov. 29 -- @ Lamar.....	L.....	72-88
Dec. 3 -- @ Southern.....	L.....	58-75
Dec. 6 -- Hardin-Simmons.....	W.....	109-49
Dec. 9 -- Baylor.....	W.....	73-69
Dec. 13 -- @ TCU.....	L.....	58-62
Dec. 17 -- @ Texas-Pan American (ot).....	W.....	87-81
Dec. 20 -- @ at St. Bonaventure.....	L.....	62-81
Dec. 22 -- @ at Southeast Missouri State.....	L.....	68-75
Dec. 29 -- Indiana.....	L.....	70-79
Jan. 3 -- @ Arkansas.....	L.....	61-96
Jan. 8 -- Texas-Pan American.....	W.....	71-53
Jan. 10 -- New Mexico State *.....	L.....	67-70
Jan. 15 -- Denver *.....	W.....	72-67
Jan. 19 -- Florida International *.....	W.....	55-48
Jan. 22 -- @ Arkansas-Little Rock *.....	W.....	82-77
Jan. 24 -- @ at Arkansas State *.....	W.....	87-73
Jan. 29 -- New Orleans * (ot).....	L.....	76-77
Jan. 31 -- South Alabama *.....	W.....	85-77
Feb. 5 -- @ Louisiana-Lafayette *.....	L.....	81-94
Feb. 7 -- @ New Mexico State *.....	L.....	62-77
Feb. 12 -- Middle Tennessee *.....	W.....	69-64
Feb. 14 -- @ Western Kentucky *.....	L.....	78-80
Feb. 19 -- @ Denver *.....	L.....	62-66
Feb. 23 -- Louisiana-Lafayette *.....	W.....	71-68
Feb. 26 -- @ New Orleans *.....	W.....	84-81
Feb. 29 -- @ South Alabama *.....	L.....	63-80

Sun Belt Tournament

Mar. 7 -- vs. New Orleans+ (2ot).....	L.....	89-91
* - Sun Belt Conference		
+ - Sun Belt Conference Tournament, Bowling Green, KY		

2004-2005 - (14-14)

Nov. 19 -- Angelo State.....	W.....	100-66
Nov. 21 -- @ Alabama.....	L.....	71-85
Nov. 23 -- UNC Wilmington.....	W.....	76-69
Nov. 27 -- Lamar.....	W.....	70-66
Dec. 4 -- TCU.....	L.....	78-88
Dec. 7 -- @ Texas.....	L.....	57-86
Dec. 11 -- @ Texas-Pan American.....	W.....	92-85
Dec. 16 -- Southern.....	W.....	95-73
Dec. 22 -- Southeast Missouri State.....	W.....	69-62
Dec. 29 -- @ Chattanooga#.....	L.....	56-72
Dec. 30 -- vs. Tennessee-Martin#.....	W.....	75-70
Jan. 8 -- @ New Mexico State *.....	W.....	79-69
Jan. 13 -- @ Denver *.....	L.....	52-79
Jan. 17 -- @ Florida International *.....	W.....	68-60
Jan. 20 -- Arkansas-Little Rock *.....	L.....	64-71
Jan. 22 -- Arkansas State *.....	L.....	70-73
Jan. 27 -- @ New Orleans *.....	W.....	66-60
Jan. 29 -- @ South Alabama *.....	L.....	60-67
Feb. 3 -- Louisiana-Lafayette *.....	L.....	79-86
Feb. 5 -- New Mexico State *.....	W.....	79-67
Feb. 10 -- @ Middle Tennessee *.....	L.....	64-79
Feb. 12 -- Western Kentucky *.....	L.....	92-93
Feb. 14 -- UT-Permian Basin.....	W.....	103-44
Feb. 17 -- Denver *.....	W.....	68-66

Feb. 19 -- @ Louisiana-Lafayette *.....	L.....	67-80
Feb. 24 -- New Orleans *.....	W.....	74-73
Feb. 26 -- South Alabama *.....	L.....	72-91

Sun Belt Tournament

Mar. 4 -- vs. Arkansas State+.....	L.....	76-84
* - Sun Belt Conference		
# - Dr. Pepper Classic Tournament; Chattanooga, Tenn.		
+ - Sun Belt Conference Tournament; Denton, Texas		

2005-2006 - (14-14)

Nov. 18 -- Hardin-Simmons.....	W.....	85-48
Nov. 22 -- @ UNC Wilmington.....	L.....	52-70
Nov. 30 -- @ Arizona State.....	L.....	67-83
Dec. 3 -- Chattanooga.....	W.....	83-76
Dec. 6 -- @ Texas A&M.....	L.....	70-72
Dec. 10 -- Nicholls State.....	W.....	98-82
Dec. 19 -- Angelo State.....	W.....	111-65
Dec. 23 -- Houston.....	L.....	84-92
Dec. 28 -- UT-Permian Basin.....	W.....	101-62
Dec. 30 -- Stephen F. Austin.....	W.....	81-75
Jan. 2 -- @ Tulsa.....	W.....	67-61
Jan. 5 -- Louisiana-Lafayette *.....	W.....	86-79
Jan. 7 -- New Orleans *.....	L.....	69-72
Jan. 12 -- Florida International *.....	W.....	90-81
Jan. 16 -- Denver *.....	W.....	72-70
Jan. 19 -- @ Arkansas-Little Rock *.....	L.....	60-69
Jan. 21 -- @ Arkansas State *.....	W.....	82-79
Jan. 26 -- Troy *.....	W.....	84-77
Jan. 28 -- South Alabama *.....	L.....	67-89
Feb. 2 -- @ Louisiana-Lafayette *.....	L.....	58-77
Feb. 4 -- @ New Orleans *.....	L.....	74-75
Feb. 9 -- Middle Tennessee *.....	L.....	60-62
Feb. 11 -- @ Western Kentucky *.....	L.....	71-97
Feb. 15 -- UT-Pan American.....	W.....	84-45
Feb. 18 -- @ Denver *.....	L.....	73-79
Feb. 23 -- @ Troy *.....	W.....	81-69
Feb. 25 -- @ South Alabama *.....	L.....	79-99

Sun Belt Tournament

Mar. 3 -- Arkansas-Little Rock+.....	L.....	55-72
* - Sun Belt Conference		
+ - Sun Belt Conference Tournament; Murfreesboro, Tenn.		



RECORDS

↳ all-time results

2006-2007 - (23-11)

Nov. 10 -- Cameron.....	W.....	85-47
Nov. 12 -- @ Charlotte.....	W.....	90-72
Nov. 15 -- UT-Arlington.....	L.....	81-83
Nov. 18 -- @ Rice.....	W.....	71-69
Nov. 21 -- Tulsa.....	W.....	65-63
Nov. 25 -- Texas State.....	W.....	95-77
Nov. 29 -- @ Nebraska.....	L.....	57-76
Dec. 6 -- @ Stephen F. Austin.....	W.....	76-70
Dec. 9 -- @ Nicholls State.....	W.....	74-71
Dec. 16 -- @ New Orleans*.....	L (2OT) 93-97	
Dec. 19 -- @ Western Kentucky*.....	W.....	86-85
Dec. 22 -- Jarvis Christian.....	W.....	94-70
Dec. 28 -- Belhaven.....	W.....	93-66
Dec. 30 -- Denver*.....	W.....	91-79
Jan. 4 -- @ Arkansas-Little Rock*.....	L.....	75-86
Jan. 6 -- @ Arkansas State*.....	L.....	60-84
Jan. 11 -- Louisiana-Lafayette*.....	W (OT) 73-72	
Jan. 18 -- @ Florida International*.....	L.....	66-67
Jan. 20 -- Florida Atlantic*.....	W.....	76-59
Jan. 25 -- Middle Tennessee*.....	W.....	66-53
Jan. 28 -- @ South Alabama*.....	L (OT) 89-90	
Feb. 1 -- Troy*.....	W.....	98-57
Feb. 3 -- Western Kentucky*.....	W.....	74-70
Feb. 8 -- New Orleans*.....	L.....	62-64
Feb. 10 -- @ Louisiana-Monroe*.....	L.....	62-66
Feb. 15 -- @ Denver*.....	W.....	78-65
Feb. 17 -- Arkansas-Little Rock*.....	W.....	74-69
Feb. 22 -- Arkansas State*.....	L.....	71-74
Feb. 24 -- @ Louisiana-Lafayette*.....	W.....	72-70

Sun Belt Tournament

Feb. 28 -- Louisiana-Lafayette%.....	W.....	93-78
Mar. 4 -- Louisiana-Monroe+.....	W (OT) 77-71	
Mar. 5 -- Middle Tennessee+.....	W.....	59-52
Mar. 6 -- Arkansas State+.....	W.....	83-75

NCAA Tournament

Mar. 16 -- Memphis#.....	L.....	58-73
* - Sun Belt Conference		
% - Sun Belt Tournament (First Round); Denton, Texas		
+ - Sun Belt Conference Tournament; Lafayette, La.		
# - NCAA Tournament (First Round); New Orleans, La.		

2007-2008 - (20-11)

Nov. 10 -- Cameron.....	W.....	106-53
Nov. 14 -- Oklahoma State.....	W.....	82-73
Nov. 17 -- Indiana State.....	W.....	78-69
Nov. 21 -- @ Texas-Arlington.....	L.....	64-72
Nov. 30 -- vs. Western New Mexico.....	W.....	84-82
Dec. 1 -- @ New Mexico State.....	W.....	75-72
Dec. 5 -- @ Texas.....	L.....	72-88
Dec. 8 -- Hartford.....	W.....	105-97
Dec. 17 -- Southern.....	W.....	79-58
Dec. 20 -- Centenary.....	W.....	76-54
Dec. 22 -- @ Denver*.....	L.....	59-63
Dec. 28 -- Texas A&M-International.....	W.....	97-70
Jan. 3 -- @ Troy.....	L(OT) 88-91	
Jan. 7 -- Louisiana-Monroe*.....	W.....	78-57
Jan. 10 -- @ Arkansas State*.....	W.....	74-63
Jan. 12 -- Louisiana-Lafayette*.....	W.....	72-65
Jan. 17 -- New Orleans*.....	L.....	61-83
Jan. 19 -- @ Florida Atlantic*.....	L.....	81-86
Jan. 27 -- @ Middle Tennessee*.....	L.....	60-69
Jan. 31 -- South Alabama*.....	W.....	70-68
Feb. 2 -- Florida International*.....	W.....	60-57
Feb. 7 -- Western Kentucky*.....	L.....	84-94
Feb. 9 -- @ Arkansas-Little Rock*.....	L.....	82-84
Feb. 14 -- Denver*.....	W.....	62-48
Feb. 16 -- Troy*.....	W.....	90-64
Feb. 20 -- @ Louisiana-Monroe*.....	W.....	72-40
Feb. 23 -- Arkansas State*.....	W.....	82-77
Feb. 28 -- @ Louisiana-Lafayette*.....	L.....	58-63
Mar. 1 -- @ New Orleans*.....	W.....	79-77

Sun Belt Tournament

Mar. 5 -- Arkansas State#.....	W.....	85-63
Mar. 9 -- Western Kentucky+.....	L.....	70-84
* - Sun Belt Conference		
# - Sun Belt Tournament (First Round); Denton, Texas		
+ - Sun Belt Conference Tournament; Mobile, Ala.		

2008-2009 - (20-12)

Nov. 14 -- Cameron#.....	W.....	87-66
Nov. 17 -- @ Oklahoma State.....	L.....	88-100
Nov. 20 -- @ Sam Houston State.....	W.....	76-71
Nov. 23 -- @ Indiana State.....	W.....	80-69
Nov. 26 -- Jackson State.....	W.....	84-82
Nov. 29 -- @ Houston.....	L.....	51-84
Dec. 3 -- Sam Houston State.....	W.....	68-66
Dec. 6 -- New Mexico State.....	W.....	85-83
Dec. 15 -- Houston Baptist.....	W.....	88-76
Dec. 18 -- @ Louisiana-Lafayette*.....	W.....	78-64
Dec. 22 -- @ New Orleans*.....	L.....	65-71
Dec. 29 -- UT Arlington.....	L.....	75-80
Dec. 31 -- Middle Tennessee.....	L(OT) 80-89	
Jan. 3 -- @ Arkansas^.....	L.....	75-86
Jan. 8 -- @ UALR*.....	L(OT) 77-78	
Jan. 10 -- Arkansas State*.....	W(3OT) 86-83	
Jan. 15 -- Denver*.....	W.....	69-62
Jan. 17 -- Florida Atlantic*.....	W.....	69-60
Jan. 22 -- @ Florida International*.....	W.....	80-75
Jan. 29 -- Troy*.....	L.....	69-77
Jan. 31 -- @ Western Kentucky*.....	L.....	67-71
Feb. 5 -- @ South Alabama*.....	L.....	65-68
Feb. 7 -- Louisiana-Lafayette*.....	W.....	92-74
Feb. 12 -- New Orleans*.....	W.....	79-69
Feb. 14 -- @ Middle Tennessee*.....	W.....	89-78
Feb. 19 -- Louisiana-Monroe*.....	W.....	95-80
Feb. 21 -- UALR*.....	L.....	54-58
Feb. 26 -- @ Arkansas State*.....	W.....	91-82
Mar. 1 -- at Denver*.....	W.....	73-59

Sun Belt Tournament

Mar. 4 -- Florida Atlantic%.....	W.....	79-73
Mar. 8 -- Middle Tennessee+.....	W.....	88-79
Mar. 9 -- Western Kentucky+.....	L.....	70-77

- Home game played in Ken Bahnsen Center (Snake Pit)
 ^ - Neutral game played in Alltel Arena, Little Rock, Ark.
 * - Sun Belt Conference game
 % - Sun Belt Tournament (First Round); Denton, Texas
 + - Sun Belt Conference Tournament; Hot Springs, Ark.

2009-2010 - (24-9)

Nov. 13 -- Cameron.....	W.....	80-62
Nov. 18 -- @ UT Arlington.....	W(2ot) 101-99	
Nov. 21 -- @ Oklahoma State.....	L.....	68-82
Nov. 24 -- Jackson State.....	W.....	68-58
Nov. 28 -- @ Boise State.....	L.....	73-79
Dec. 2 -- Univ. of the Southwest.....	W.....	91-62
Dec. 5 -- @ Rice.....	W.....	64-62
Dec. 7 -- @ Texas A&M.....	L.....	65-75
Dec. 13 -- Louisiana-Monroe*.....	W.....	79-62
Dec. 20 -- Florida International*.....	L (ot) 70-80	
Dec. 22 -- Southeastern Louisiana.....	W.....	71-61
Dec. 28 -- Texas Southern.....	W.....	71-69
Dec. 31 -- @ UALR*.....	W.....	83-78
Jan. 2 -- @ Arkansas State*.....	L.....	56-71
Jan. 7 -- @ Louisiana-Lafayette*.....	L.....	72-74
Jan. 9 -- New Orleans*.....	W.....	71-57
Jan. 14 -- @ Troy*.....	W.....	75-72
Jan. 16 -- Arkansas State*.....	L.....	70-83
Jan. 21 -- South Alabama*.....	W.....	86-78
Jan. 28 -- @ Western Kentucky*.....	W(ot) 84-83	
Jan. 30 -- @ Middle Tennessee*.....	L.....	64-69
Feb. 4 -- Florida Atlantic*.....	W.....	86-69
Feb. 6 -- @ Florida International*.....	W.....	68-66
Feb. 11 -- @ New Orleans*.....	W.....	68-46
Feb. 13 -- Denver*.....	W.....	64-59
Feb. 15 -- @ Houston Baptist.....	W.....	101-87
Feb. 20 -- UALR*.....	W.....	83-65
Feb. 25 -- Louisiana-Lafayette*.....	W.....	65-57
Feb. 27 -- @ Louisiana-Monroe*.....	W.....	74-71

Sun Belt Tournament; Hot Springs, Ark.

Mar. 7 -- vs. Louisiana-Monroe+.....	W.....	69-66
Mar. 8 -- vs. Denver+.....	W.....	63-56
Mar. 9 -- vs. Troy+.....	W.....	66-63

NCAA Tournament

Mar. 18 -- vs. No. 2 Kansas State\$.....	L.....	62-82
* - Sun Belt Conference game		
\$ - NCAA Tournament; (First Round) Oklahoma City, Okla.		

2010-2011 - (22-11)

Nov. 12 -- Henderson State.....	W.....	92-66
Nov. 16 -- Texas Tech.....	W(OT) 92-83	
Nov. 19 -- @ No. 7 Kansas.....	L.....	60-93
Nov. 23 -- Rice.....	W.....	68-65
Nov. 27 -- @ Texas State.....	W.....	81-77
Nov. 30 -- UT Arlington.....	W.....	87-83
Dec. 2 -- Grambling State.....	W.....	89-78
Dec. 4 -- @ Texas Southern.....	W.....	70-64
Dec. 8 -- @ Sam Houston State.....	L.....	74-94
Dec. 11 -- Jackson State.....	W.....	68-49
Dec. 19 -- Texas State.....	W.....	85-62
Dec. 22 -- @ LSU.....	W.....	75-55
Dec. 28 -- Oklahoma Panhandle State.....	W.....	83-62
Dec. 30 -- UALR*.....	W.....	81-69
Jan. 1 -- Louisiana-Lafayette*.....	W.....	80-63
Jan. 5 -- @ Middle Tennessee*.....	L.....	71-78
Jan. 13 -- FIU*.....	W.....	87-77
Jan. 15 -- @ Troy*.....	L.....	81-89
Jan. 20 -- @ ULM*.....	W.....	79-62
Jan. 22 -- Arkansas State*.....	W.....	83-64
Jan. 27 -- @ Louisiana-Lafayette*.....	L.....	88-93
Jan. 29 -- @ Denver*.....	L.....	67-80
Feb. 3 -- Florida Atlantic*.....	L.....	55-72
Feb. 12 -- @ Western Kentucky*.....	L.....	76-87
Feb. 17 -- South Alabama*.....	W.....	82-79
Feb. 19 -- ULM*.....	L.....	75-82
Feb. 24 -- @ Arkansas State*.....	L.....	47-63
Feb. 26 -- Denver*.....	W.....	63-61
Mar. 1 -- @ UALR*.....	W.....	72-69

Sun Belt Tournament; Hot Springs, Ark.

Mar. 5 -- vs. Troy.....	W.....	83-69
Mar. 6 -- vs. Florida Atlantic.....	W.....	78-64
Mar. 7 -- vs. Western Kentucky.....	W.....	81-62
Mar. 8 -- vs. UALR.....	L.....	63-64

* - Sun Belt Conference game

2011-2012 - (18-14)

Nov. 11 -- St. Gregory's.....	W.....	81-52
Nov. 16 -- @ Texas Tech.....	L.....	64-69
Nov. 22 -- @ UT Arlington.....	L.....	64-97
Nov. 27 -- @ No. 24 Mississippi State.....	L.....	59-82
Nov. 29 -- @ Texas.....	L.....	57-73
Dec. 2 -- vs. La Sierra #.....	W.....	92-45
Dec. 3 -- vs. Columbia #.....	L.....	57-72
Dec. 4 -- @ Loyola Marymount #.....	W.....	76-63
Dec. 10 -- Sam Houston State.....	W.....	53-50
Dec. 18 -- Jackson State.....	W.....	69-55
Dec. 20 -- Grambling State.....	W.....	82-40
Dec. 22 -- LSU.....	L.....	58-67
Dec. 27 -- New Orleans.....	W.....	78-47
Dec. 29 -- UALR *.....	L.....	66-69
Dec. 31 -- Troy *.....	W.....	87-65
Jan. 5 -- @ South Alabama *.....	W(ot) 78-73	
Jan. 7 -- @ Arkansas State *.....	L.....	72-75
Jan. 12 -- Western Kentucky *.....	W.....	84-67
Jan. 14 -- @ ULM *.....	W.....	68-55
Jan. 21 -- Denver *.....	W(ot) 75-74	
Jan. 25 -- @ Louisiana-Lafayette *.....	L.....	62-64
Jan. 28 -- Arkansas State *.....	W.....	76-64
Feb. 2 -- Middle Tennessee *.....	L.....	66-68
Feb. 9 -- @ FIU *.....	W.....	68-61
Feb. 11 -- @ Florida Atlantic *.....	L(2ot) 81-86	
Feb. 16 -- ULM *.....	W.....	86-51
Feb. 18 -- Louisiana-Lafayette *.....	L.....	53-57
Feb. 23 -- @ UALR *.....	W(ot) 75-67	
Feb. 26 -- @ Denver *.....	L.....	52-64

Sun Belt Tournament; Hot Springs, Ark.

Mar. 4 -- vs. No. 4 Louisiana-Lafayette.....	W.....	65-62
Mar. 5 -- vs. No. 9 Arkansas State.....	W.....	76-72
Mar. 6 -- vs. No. 7 Western Kentucky.....	L.....	70-74

Loyola Marymount Centennial Classic, Los Angeles, Calif.
* - Sun Belt Conference game

2012-13 North Texas Men's Basketball Schedule

NOVEMBER

9	at Creighton	7 p.m.
12	vs. Alabama-Huntsville #	9:30 p.m.
13	vs. Kansas State or Lamar #	7 or 10 p.m.
16	Cameron	7 p.m.
19-23	NIT Season Tip-Off %	TBA
28	UT Arlington	7 p.m.

DECEMBER

1	Louisiana-Lafayette *	7 p.m.
5	at St. Louis	TBA
8	Jackson State	7 p.m.
16	Southeastern Louisiana	1 p.m.
20	Lehigh	7 p.m.
29	at Western Kentucky *	7 p.m.
31	at Middle Tennessee *	7 p.m.

JANUARY

3	Troy *	7 p.m.
5	ULM *	7 p.m.
10	at UALR *	7 p.m.
12	South Alabama *	7 p.m.
17	at FIU *	6:30 p.m.
19	at Florida Atlantic *	6 p.m.
24	Middle Tennessee *	7 p.m.
26	UALR *	7 p.m.
31	at Louisiana-Lafayette *	7 p.m.

FEBRUARY

2	at Arkansas State *	7 p.m.
7	Western Kentucky *	7 p.m.
9	FIU *	7 p.m.
14	at ULM *	7 p.m.
16	at Troy *	7 p.m.
21	Florida Atlantic *	7 p.m.
23	at South Alabama *	7 p.m.
28	Arkansas State *	7 p.m.

MARCH

8-11 Sun Belt Conference Tournament \$

NIT Season Tip-Off (Midwest Regional; Manhattan, Kan.)

% NIT Season Tip-Off (Site & Opponent TBD)

* Sun Belt Conference Game

\$ Sun Belt Tournament - Hot Springs, Ark.

All times Central