



2011-12
NORTH TEXAS
MEN'S BASKETBALL

FACT AND RECORDS BOOK

MEAN GREENTM
MEN'S BASKETBALL



2011-12
NORTH TEXAS MEN'S
BASKETBALL

FACT AND RECORDS BOOK

MEAN GREEN™
MEN'S BASKETBALL

North Texas Athletics Department

1301 S. Bonnie Brae
Denton, TX 76207
Office: (940) 565-2662

Shipping Address - Use this for overnight - FED EX / UPS
1251 South Bonnie Brae
Shipping Dock Denton, TX 76207

Mailing Address - US Postal Service ONLY
1155 Union Circle #311397
Denton, TX 76203

www.meangreensports.com

Credits: the North Texas Media Relations Department

Photography: Rick Yeatts

Mean Green Mission Statement

- * To Promote and monitor the educational achievement and personal growth of student-athletes, emphasizing that their educational growth and development is the primary purpose of intercollegiate athletics
- * To conduct an athletics program that protects and enhances the physical and educational welfare of student-athletes
- * To provide fair and equitable opportunity for all student-athletes and staff participating in intercollegiate sport activities, regardless of gender or ethnicity
- * To promote the principles of good sportsmanship and honesty in compliance with the University of North Texas, state, NCAA and conference regulations
- * To conduct a competitive athletics program that promotes faculty, staff, student and community affiliation with the University of North Texas
- * To serve the community through public service and outreach activities which positively reflect on the University of North Texas and promote good will in the community.



2 PLAYERS

2011-12 Roster 2
 Profiles 3
 Newcomers 8

11 OPPONENTS

All-Time Series 11
 North Texas vs. Conferences 13

15 2010-11 IN REVIEW

2010-11 Statistics 15
 Game-By-Game Results 16
 2010-11 Superlatives 17
 Box Scores 18

27 RECORDS

1,000 Point Club 27
 Top 30 All-Time Scorers / Career Scoring Club 30
 Individual Records 31
 Single-Game Records 32
 Single-Season Records 34
 Career Records 35
 Season-By-Season Leaders 36
 Team Records 39
 Year-By-Year Statistics 41
 Overtime Games/The Last Time 42
 All-Time Award Winners 43
 Letterwinners 44
 Postseason Appearances 46
 Coaching Records 47
 Super Pit Records 49
 vs. AP Ranked Opponents 50
 All-Time Results 51

GENERAL

Name of School..... University of North Texas
 City/Zip.....Denton, Texas 76203
 Founded 1890
 Enrollment.....35,754
 Nickname Mean Green
 School Colors..... Green and White
 Facility.....The Super Pit
 Capacity10,500
 Press Row Phone 940-565-4674
 Affiliation..... Division I-A
 ConferenceSun Belt
 President V. Lane Rawlins
 Athletic Director..... Rick Villarreal
 Athletic Dept. Phone..... 940-565-2662
 Athletic Website.....MeanGreenSports.com

COACHING STAFF

Head Coach..... Johnny Jones
 Alma MaterLSU '85
 Record at North Texas172-132 (.566) 10 years
 Overall Record187-148 (.558) 11 years
 Phone 940-565-3654
 Best time to call..... Mornings
 Assistant Coaches.....
 Charlie Leonard (Christian Brothers College '75), Bill Foy (Indiana '82),
 Shawn Forrest (Arkansas-Pine Bluff '98)
 Director of Operations..... Jeff Luster (Tabor '96)

TEAM INFORMATION

2010-11 Overall Record..... 22-11
 Conference Record/Finish8-8/4th West - Tournament Finals
 Starters Returning 1
 Kedrick Hogans (Sr., F) 8.5 ppg, 3.7 rpg, 57.4 fg%
 Starters Lost..... 4
 George Odufuwa (F)..... 11.2 ppg, 10.4 rpg, 54.9 fg%
 Shannon Shorter (G) 1.2 ppg, 4.1 rpg, 1.6 apg
 Tristan Thompson (G)..... 18.0 ppg, 3.2 rpg, 41.3 3fg%
 Josh White (G)..... 13.3 ppg, 2.3 rpg, 2.8 apg
 Letterwinners Returning 5
 Alonzo Edwards (Sr., F), Tyler Hall (Sr., G), Hogans, Jacob Holmen (Jr., F), Alzee Williams (So., G),
 Letterwinners Lost 8
 Jamie Egenti (F), Dominique Johnson (G), Ben Knox (C), Odufuwa, Avery Redmond (G), Shorter, Thompson, White
 Newcomers..... 9
 Roger Franklin (6-5, Jr., G, Oklahoma State), Chris Jones (6-2, Fr., G, Lakeview Centennial HS), Tony Mitchell (6-8, Fr., F, Dallas Pinkston HS), Trey Norris (6-0, Fr., G, South Grand Prairie HS), Justin Patton (6-7, Sr., F, Grambling State), Forrest Robinson (6-10, Fr., F, Eastland HS), Niko Stojiljkovic (6-9, Jr., F, Lon Morris College), Brandan Walton (6-2, Jr., G, Casper College), Jordan Williams (6-6, Fr., G/F, Dallas Kimball HS)

SPORTS INFORMATION

Assistant Dir. (MBB Contact)..... Stephen Howard
 Office Phone..... 940-369-8548
 Cell Phone 817-793-5199
 E-Mailstephen.howard@unt.edu



PLAYERS

↳ 2011-12 roster

↳ Numerical Roster

Jacob Holmen	1	6-8	225	Jr.	F	2L	Whitehouse, Texas	Whitehouse HS
Brandan Walton	2	6-2	195	Jr.	G	TR	Compton, Calif.	Casper College
Alzee Williams	3	6-4	175	So.	G	1L	Dallas, Texas	Miss. Elite Christian Academy
Chris Jones	5	6-2	195	Fr.	G	HS	Garland, Texas	Lakeview Centennial HS
Justin Patton	10	6-7	195	Sr.	F	TR	Bossier City, La.	Grambling State
Forrest Robinson	11	6-10	220	Fr.	F/C	HS	Eastland, Texas	Eastland HS
Tony Mitchell	13	6-8	235	Fr.	F	HS	Dallas, Texas	Pinkston HS
Trey Norris	14	6-0	175	Fr.	G	HS	Grand Priaire, Texas	South Grand Prairie HS
Jordan Williams	23	6-6	195	Fr.	G	HS	Dallas, Texas	Kimball HS
Kedrick Hogans	24	6-7	235	Sr.	F	3L	Baton Rouge, La.	Karr High School
Niko Stojiljkovic	25	6-9	215	Jr.	F	TR	Paris, France	Lon Morris College
Roger Franklin	32	6-5	220	Jr.	G	TR	Duncanville, Texas	Oklahoma State
Tyler Hall	33	6-2	175	Sr.	G	2L	Pampa, Texas	Pampa HS
Alonzo Edwards	34	6-7	230	Sr.	F	1L	Houston, Texas	Lon Morris College (TX)

↳ Alphabetical Roster

Alonzo Edwards	34	6-7	230	Sr.	F	1L	Houston, Texas	Lon Morris College (TX)
Roger Franklin	32	6-5	220	Jr.	G	TR	Duncanville, Texas	Oklahoma State
Tyler Hall	33	6-2	175	Sr.	G	2L	Pampa, Texas	Pampa HS
Kedrick Hogans	24	6-7	235	Sr.	F	3L	Baton Rouge, La.	Karr High School
Jacob Holmen	1	6-8	225	Jr.	F	2L	Whitehouse, Texas	Whitehouse HS
Chris Jones	5	6-2	195	Fr.	G	HS	Garland, Texas	Lakeview Centennial HS
Tony Mitchell	13	6-9	235	Fr.	F	HS	Dallas, Texas	Pinkston HS
Trey Norris	14	6-0	175	Fr.	G	HS	Grand Priaire, Texas	South Grand Prairie HS
Justin Patton	10	6-7	195	Sr.	F	TR	Bossier City, La.	Grambling State
Forrest Robinson	11	6-10	220	Fr.	F/C	HS	Eastland, Texas	Eastland HS
Niko Stojiljkovic	25	6-9	215	Jr.	F	TR	Paris, France	Lon Morris College
Brandan Walton	2	6-2	195	Jr.	G	TR	Compton, Calif.	Casper College
Alzee Williams	3	6-4	175	So.	G	1L	Dallas, Texas	Miss. Elite Christian Academy
Jordan Williams	23	6-6	195	Fr.	G	HS	Dallas, Texas	Kimball HS

HEAD COACH: Johnny Jones - Louisiana State '85 (10 seasons)


ASSISTANT COACHES: Bill Foy - Indiana '82, Charlie Leonard - Christian Brothers College '75, Shawn Forrest - Arkansas-Pine Bluff '98

DIRECTOR OF OPERATIONS: Jeff Luster - Tabor '96

SPORTS INFORMATION DIRECTOR: Stephen Howard - North Texas '04

PLAYERS

↳ player profiles



1 Jacob Holmen

Forward

Jr. ▶ 6-8 ▶ 225
Whitehouse, TX ▶
(Whitehouse HS)

↳ CAREER HIGHS

Points: 17 vs. USW (12/2/09)
FG Made: 7 vs. WKU (2/12/11)
3-FG Made: 3 vs. ULL (1/27/11)
FT Made: 5, last vs HSU (11/12/10)
Assists: 2, last vs. ULM (1/20/11)
Rebounds: 10 vs ULL (1/27/11)
Steals: 2, last vs. Troy (1/15/10)
Blocks: 2, last vs HSU (11/12/10)
Minutes: 31 vs. UALR (12/31/09)

North Texas 2010-11: Missed final 7 games of the season with an injury ... Averaged 8.3 pts, 4.5 reb, 44.7 FG% after New Years (3.8 pts, 1.7 reb, 40.8 FG% prior) ... First career double-double at ULL (15 points, 10 rebounds) ... Five double-digit games ... Career-high three 3-pointers vs ULL ... Tied career high with 2 assists at ULM ... Hit a pair of 3-pointers vs. Jackson St. and Texas St. ...

Saw action in 26 games ... **2009-10:** Posted an 80.6 free throw percentage, tops among NT big men ... Saw six minutes in NCAA Tournament game against KSU ... Hit game-winning 15-footer with three seconds remaining vs Texas Southern.

↳ 2010-11 STATS

Opponent	Date	gs	min	Total		3-Pointers		Free throws		Rebounds				pf	a	t/o	blk	stl	pts	avg
				fg-fga	pct	3fg-fga	pct	ft-fga	pct	off	def	tot	avg							
HENDERSON STATE	11/12/10	13		1-6	.167	0-1	.000	5-6	.833	4	4	8	8.0	4	1	0	2	0	7	7.0
TEXAS TECH	11/16/10	12		3-5	.600	0-1	.000	0-0	.000	0	1	1	4.5	0	0	1	0	0	6	6.5
at Kansas	11/19/10	11		1-3	.333	0-1	.000	0-0	.000	1	2	3	4.0	0	0	0	0	2	5.0	
RICE	11/23/10	9		2-5	.400	0-1	.000	1-2	.500	0	1	1	3.3	1	0	1	0	0	5	5.0
at Texas State	11/27/10	7		1-4	.250	0-0	.000	0-0	.000	1	1	2	3.0	0	1	0	0	0	2	4.4
UT ARLINGTON	11/30/10	3		0-1	.000	0-0	.000	0-0	.000	0	0	0	2.5	0	0	0	0	1	0	3.7
GRAMBLING STATE	12/02/10	8		0-2	.000	0-0	.000	0-0	.000	0	0	0	2.1	1	0	0	0	0	0	3.1
at Texas Southern	12/04/10	10		2-3	.667	1-1	1.000	0-0	.000	0	1	1	2.0	0	1	1	0	0	5	3.4
at Sam Houston State	12/08/10	12		2-3	.667	0-0	.000	0-0	.000	1	0	1	1.9	1	0	0	0	0	4	3.4
JACKSON STATE	12/11/10	11		2-5	.400	2-4	.500	0-0	.000	1	0	1	1.8	0	0	0	0	0	6	3.7
TEXAS STATE	12/19/10	19		3-6	.500	2-4	.500	0-0	.000	0	2	2	1.8	3	1	0	0	0	8	4.1
at LSU	12/22/10	9		1-1	1.000	0-0	.000	0-0	.000	0	3	3	1.9	2	0	0	0	0	2	3.9
OK PANHANDLE STATE	12/28/10	11		1-2	.500	0-0	.000	1-2	.500	0	0	0	1.8	1	1	0	0	0	3	3.8
UALR	12/30/10	10		1-3	.333	0-1	.000	1-2	.500	0	1	1	1.7	0	2	0	0	0	3	3.8
LOUISIANA-LAFAYETTE	1/1/11	21		4-14	.286	1-3	.333	2-2	1.000	3	1	4	1.9	2	0	1	0	0	11	4.3
at Middle Tennessee	1/5/11	7		1-3	.333	0-1	.000	0-1	.000	1	0	1	1.8	0	1	0	0	0	2	4.1
FIU	1/13/11	9		2-3	.667	1-2	.500	0-0	.000	1	0	1	1.8	0	0	1	0	0	5	4.2
at TROY	1/15/11	17		3-6	.500	0-1	.000	4-4	1.000	3	2	5	1.9	1	0	2	0	2	10	4.5
at ULM	1/20/11	23		3-8	.375	0-0	.000	0-0	.000	1	3	4	2.1	2	2	0	0	0	6	4.6
ARKANSAS STATE	1/22/11	19		2-4	.500	0-1	.000	3-4	.750	2	1	3	2.1	0	0	0	0	0	7	4.7
at Louisiana	1/27/11	27		5-11	.455	3-5	.600	2-3	.667	3	7	10	2.5	2	0	3	0	0	15	5.2
at Denver	1/29/11	25		1-4	.250	0-0	.000	0-0	.000	0	4	4	2.5	1	0	0	0	0	2	5.0
FLORIDA ATLANTIC	2/3/11	28		4-7	.571	2-3	.667	2-2	1.000	2	4	6	2.7	1	1	4	0	0	12	5.3
at WKU	2/12/11	28		7-11	.636	0-3	.000	0-0	.000	2	3	5	2.8	1	1	2	1	1	14	5.7
SOUTH ALABAMA	2/17/11	18		4-9	.444	0-1	.000	1-2	.500	1	1	2	2.8	2	0	0	0	1	9	5.8
ULM	2/19/11	15		2-5	.400	0-0	.000	2-2	1.000	4	5	9	3.0	2	0	1	0	0	6	5.8
Totals		0	382	58-134	.433	12-34	.353	24-32	.750	31	47	78	3.0	27	12	17	3	5	152	5.8


↳ CAREER STATS

Season	gp-gs	min/avg	Total		3-Point		F-Throws		Rebounds				Scoring							
			fg-fga	pct	fg-fga	pct	ft-fga	pct	off	def	tot	avg	pf	fo	ast	to	blk	stl	pts	avg
2009-10	31-8	420/13.5	59-142	.415	3-23	.130	29-36	.806	27	46	73	2.4	41	1	12	25	7	8	150	4.8
2010-11	26-0	382/14.7	58-134	.433	12-34	.353	24-32	.750	31	47	78	3.0	27	0	12	17	3	5	152	5.8
TOTAL	57-8	802/14.1	117-276	.424	15-57	.263	53-68	.779	58	93	151	2.6	68	1	24	42	10	13	302	5.3



PLAYERS

↳ player profiles



3 Alzee Williams

Guard

So. ▶ 6-4 ▶ 175
Dallas, TX ▶
(Mississippi Elite Christian Acad.)

↳ CAREER HIGHS

Points: 12 vs. FAU (2/4/10)
FG Made: 5 vs. FAU (2/4/10)
3-FG Made: 2 vs. ULM (2/27/10)
FT Made: 3, vs. UALR (2/20/10)
Assists: 1, last vs. UALR (2/20/10)
Rebounds: 3, last vs. UALR (2/20/10)
Steals: 2 vs. HBU (2/15/10)
Blocks: 1, last vs. UALR (12/31/09)
Minutes: 23 vs. UTA (11/18/09)

North Texas 2010-11: Redshirted the 2010-11 season after sustaining a knee injury prior to the season opener ... 2009-10: Averaged 7.6 minutes per game spelling point guard Josh White, and as a defensive specialist ... Went 9-16 from the floor, 4-6 from 3-point and had seven rebounds and 25 points over the final eight games ... Made key defensive stop in win over FIU ... Exploded for a career-high 12 points on 5-of-5 shooting in NT's win over FAU ... Poured in 7 points in 7 minutes at Houston Baptist ... Has 5 point outings vs UT Arlington and Jackson State, and 4 points in 7 minutes vs Southeastern Louisiana.

↳ 2009-10 STATS


Opponent	Date	gs	min	Total		3-Pointers		Free throws		Rebounds				pf	a	t/o	blk	stl	pts	avg
				fg-fga	pct	3fg-fga	pct	ft-fa	pct	off	def	tot	avg							
CAMERON	11/13/09		14	1-2	.500	0-1	.000	0-0	.000	0	1	1	1.0	1	0	0	0	0	2	2.0
at UT Arlington	11/18/09		23	1-2	.500	0-1	.000	3-4	.750	1	1	2	1.5	4	0	1	0	1	5	3.5
at Oklahoma State	11/21/09		3	0-0	.000	0-0	.000	0-0	.000	0	0	0	1.0	1	0	1	0	0	0	2.3
JACKSON STATE	11/24/09		10	2-3	.667	1-2	.500	0-0	.000	0	2	2	1.3	2	0	0	0	0	5	3.0
at Boise State	11/28/09		7	0-2	.000	0-1	.000	0-0	.000	0	0	0	1.0	0	0	0	0	0	0	2.4
UNIVERSITY OF THE SO	12/02/09		16	0-4	.000	0-2	.000	1-2	.500	0	2	2	1.2	1	1	1	1	1	1	2.2
at Rice	12/05/09		12	1-2	.500	0-0	.000	0-0	.000	0	1	1	1.1	0	0	1	0	0	2	2.1
at Texas A&M	12/07/09		3	0-0	.000	0-0	.000	0-0	.000	0	0	0	1.0	0	0	1	0	0	0	1.9
ULM	12/13/09		4	0-4	.000	0-1	.000	0-0	.000	0	0	0	0.9	0	0	0	0	0	0	1.7
FIU	12/20/09		10	0-2	.000	0-2	.000	0-0	.000	0	1	1	0.9	1	0	0	1	0	0	1.5
SOUTHEASTERN	12/22/09		7	1-3	.333	0-2	.000	2-2	1.000	0	0	0	0.8	0	0	1	0	0	4	1.7
TEXAS SOUTHERN	12/28/09		5	0-2	.000	0-1	.000	0-0	.000	0	1	1	0.8	1	0	1	0	1	0	1.6
at UALR	12/31/09		6	0-2	.000	0-2	.000	0-0	.000	0	0	0	0.8	0	1	0	1	0	0	1.5
at Arkansas State	1/2/10		18	0-3	.000	0-2	.000	1-2	.500	0	0	0	0.7	2	1	2	0	1	1	1.4
at Louisiana	01/07/10		4	0-0	.000	0-0	.000	0-0	.000	0	0	0	0.7	1	0	0	0	0	0	1.3
NEW ORLEANS	01/09/10		5	0-1	.000	0-1	.000	1-2	.500	0	1	1	0.7	0	0	0	0	0	1	1.3
at Troy University	1/14/10		3	0-0	.000	0-0	.000	0-0	.000	0	0	0	0.6	0	0	0	0	0	0	1.2
ARKANSAS STATE	01/16/10		7	0-2	.000	0-1	.000	1-2	.500	1	0	1	0.7	0	0	1	0	0	1	1.2
at Western Kentucky	01/28/10		4	0-1	.000	0-0	.000	0-0	.000	0	0	0	0.6	2	0	0	0	0	0	1.2
at Middle Tennessee	1/30/10		3	0-0	.000	0-0	.000	0-0	.000	0	1	1	0.7	0	0	0	0	0	0	1.1
FLORIDA ATLANTIC	02/04/10		8	5-5	1.000	0-0	.000	2-3	.667	0	1	1	0.7	1	0	0	0	0	12	1.6
at FIU	02/06/10		11	0-3	.000	0-2	.000	0-0	.000	0	1	1	0.7	1	0	2	0	0	0	1.5
at Univ. of New Orleans	02/11/10		10	0-2	.000	0-1	.000	0-0	.000	0	1	1	0.7	0	0	1	0	0	0	1.5
DENVER	02/13/10		3	1-3	.333	0-2	.000	0-0	.000	0	0	0	0.7	0	0	0	0	0	2	1.5
at HBU	02/15/10		7	3-6	.500	1-1	1.000	0-0	.000	1	2	3	0.8	0	0	2	0	2	7	1.7
UALR	02/20/10		15	2-4	.500	1-2	.500	3-5	.600	0	3	3	0.8	0	1	2	0	0	8	2.0
LOUISIANA-LAFAYETTE	02/25/10		3	0-1	.000	0-1	.000	0-0	.000	0	0	0	0.8	0	0	0	0	0	0	1.9
at ULM	02/27/10		8	2-2	1.000	2-2	1.000	0-0	.000	0	0	0	0.8	0	0	0	0	0	6	2.0
vs ULM	3/7/10		2	0-1	.000	0-1	.000	0-0	.000	0	0	0	0.8	0	0	0	0	0	0	2.0
vs Denver	3/8/10		3	0-0	.000	0-0	.000	0-0	.000	0	0	0	0.7	1	0	0	0	0	0	1.9
vs TROY	3/9/10		5	2-2	1.000	0-0	.000	0-0	.000	0	1	1	0.7	0	0	0	0	1	4	2.0
vs Kansas State	3/18/10		5	0-0	.000	0-0	.000	0-0	.000	0	0	0	0.7	0	1	1	0	0	0	1.9
Totals		0	244	21-64	.328	5-31	.161	14-22	.636	3	20	23	0.7	19	5	18	3	7	61	1.9

↳ CAREER STATS

Season	gp-gs	min/avg	Total		3-Point		F-Throws		Rebounds				Scoring							
			fg-fga	pct	fg-fga	pct	ft-fa	pct	off	def	tot	avg	pf	fo	ast	to	blk	stl	pts	avg
2009-10	32-0	244/7.6	21-64	.328	5-31	.161	14-22	.636	3	20	23	0.7	19	0	5	18	3	7	61	1.9
TOTAL	32-0	244/7.6	21-64	.328	5-31	.161	14-22	.636	3	20	23	0.7	19	0	5	18	3	7	61	1.9

PLAYERS

↳ player profiles



24 Kedrick Hogans

Forward

Sr. ▶ 6-7 ▶ 235
New Orleans, LA ▶
(Karr HS)

↳ CAREER HIGHS

Points: 19 vs. SHSU (12/8/10)
FG Made: 8, last vs. WKU (2/12/11)
3-FG Made: -
FT Made: 5, last vs. ULM (1/20/11)
Assists: 4 vs JSU (12/11/10)
Rebounds: 9, last vs. UTA (11/30/10)
Steals: 2, last vs. JSU (12/11/10)
Blocks: 4, last vs. Rice (11/23/10)
Minutes: 36 vs. TTU (11/16/10)

North Texas 2010-11: Shot 60.5% in Sun Belt games, which ranked 2nd in the league ... 57.4 overall FG% also ranked 2nd in the SBC ... Had 8 multi-block games in '10-11 ... 79 career blocks ranks 4th in NT history ... 55.5 career FG% ranks 6th in NT history ... Started 24 games in 2010-11, and had 12 double-digit performances ... Had 5+ boards in 13 games ... Career-highs in

back-to-back games at Texas Southern (17) and Sam Houston (19) ... **2009-10:** Took a redshirt to recover from a shoulder injury ... **2008-09:** Registered 48 career blocks, which already ranks 10th in NT history ... Led North Texas with 29 blocks in 2008-09.

↳ 2010-11 STATS

Opponent	Date	gs	min	Total		3-Pointers		Free throws		Rebounds				pf	a	t/o	blk	stl	pts	avg	
				fg-fga	pct	3fg-fga	pct	ft-fa	pct	off	def	tot	avg								
HENDERSON STATE	11/12/10	*	23	4-6	.667	0-0	.000	3-3	1.000	2	0	2	2.0	2	2	1	3	0	11	11.0	
TEXAS TECH	11/16/10	*	36	3-5	.600	0-0	.000	2-3	.667	1	2	3	2.5	5	1	1	3	1	8	9.5	
at Kansas	11/19/10		29	4-8	.500	0-0	.000	0-0	.000	1	3	4	3.0	3	1	0	0	1	8	9.0	
RICE	11/23/10	*	31	4-9	.444	0-0	.000	0-0	.000	3	2	5	3.5	3	0	0	4	0	8	8.8	
at Texas State	11/27/10	*	26	6-9	.667	0-0	.000	2-3	.667	0	1	1	3.0	5	3	2	0	2	14	9.8	
UT ARLINGTON	11/30/10	*	30	2-4	.500	0-0	.000	1-2	.500	6	3	9	4.0	4	0	3	3	0	5	9.0	
GRAMBLING STATE	12/02/10	*	30	5-8	.625	0-0	.000	3-7	.429	2	3	5	4.1	4	1	2	0	0	13	9.6	
at Texas Southern	12/04/10	*	29	6-9	.667	0-0	.000	5-8	.625	2	6	8	4.6	3	0	1	0	2	17	10.5	
at Sam Houston State	12/08/10	*	20	8-9	.889	0-0	.000	3-6	.500	1	5	6	4.8	4	1	4	0	0	19	11.4	
JACKSON STATE	12/11/10	*	27	4-5	.800	0-0	.000	0-0	.000	1	2	3	4.6	2	4	1	1	2	8	11.1	
TEXAS STATE	12/19/10		20	1-4	.250	0-0	.000	0-0	.000	1	1	2	4.4	3	2	3	0	1	2	10.3	
at LSU	12/22/10		20	3-5	.600	0-0	.000	0-0	.000	2	6	8	4.7	2	0	0	1	1	6	9.9	
OK PANHANDLE STATE	12/28/10		19	0-3	.000	0-0	.000	4-6	.667	0	3	3	4.5	2	1	1	1	1	4	9.5	
UALR	12/30/10		19	2-4	.500	0-0	.000	1-3	.333	1	1	2	4.4	4	1	2	2	0	5	9.1	
LOUISIANA-LAFAYETTE	1/1/11	*	24	3-4	.750	0-0	.000	1-4	.250	3	3	6	4.5	1	0	0	2	0	7	9.0	
at Middle Tennessee	1/5/11		19	2-3	.667	0-0	.000	5-8	.625	0	1	1	4.3	1	0	2	0	0	9	9.0	
FIU	1/13/11		24	4-8	.500	0-0	.000	2-4	.500	2	3	5	4.3	4	1	1	1	0	10	9.1	
at TROY	1/15/11		6	2-3	.667	0-0	.000	0-3	.000	1	2	3	4.2	2	0	0	0	0	4	8.8	
at ULM	1/20/11	*	21	4-5	.800	0-0	.000	5-5	1.000	0	2	2	4.1	3	2	0	2	0	13	9.0	
ARKANSAS STATE	1/22/11	*	21	1-3	.333	0-0	.000	0-0	.000	1	2	3	4.1	4	0	1	2	0	2	8.7	
at Louisiana	1/27/11	*	29	4-7	.571	0-0	.000	4-8	.500	3	4	7	4.2	3	0	0	0	0	12	8.8	
at Denver	1/29/11	*	25	3-6	.500	0-0	.000	0-0	.000	1	2	3	4.1	4	2	4	0	0	6	8.7	
FLORIDA ATLANTIC	2/3/11	*	31	6-8	.750	0-0	.000	2-5	.400	0	0	0	4.0	4	0	3	1	0	14	8.9	
at WKU	2/12/11	*	31	8-9	.889	0-0	.000	1-2	.500	3	2	5	4.0	2	1	2	0	1	17	9.3	
SOUTH ALABAMA	2/17/11	*	25	3-7	.429	0-0	.000	1-3	.333	1	4	5	4.0	4	0	1	1	0	7	9.2	
ULM	2/19/11	*	17	3-5	.600	0-0	.000	4-6	.667	0	1	1	3.9	5	0	2	0	0	10	9.2	
at Arkansas State	2/24/11	*	25	2-4	.500	0-0	.000	0-0	.000	0	1	1	3.8	5	1	1	0	0	4	9.0	
DENVER	2/26/11		26	1-6	.167	0-0	.000	2-3	.667	3	2	5	3.9	3	0	3	1	1	4	8.8	
at UALR	3/1/11	*	25	4-4	1.000	0-0	.000	1-3	.333	0	1	1	3.8	3	0	1	0	1	9	8.8	
vs Troy	3/5/11	*	25	2-7	.286	0-0	.000	0-0	.000	1	2	3	3.7	2	0	3	1	1	4	8.7	
vs Florida Atlantic	3/6/11	*	30	1-5	.200	0-0	.000	2-6	.333	1	2	3	3.7	4	0	1	0	1	4	8.5	
vs Western Kentucky	3/7/11	*	30	3-6	.500	0-0	.000	0-0	.000	3	2	5	3.8	2	0	0	1	1	6	8.4	
vs UALR	3/8/11	*	30	4-7	.571	0-0	.000	1-3	.333	1	1	2	3.7	3	1	3	1	1	9	8.5	
Totals			24	823	112-195	.574	0-0	.000	55-104	.529	47	75	122	3.7	105	25	49	31	18	279	8.5

↳ CAREER STATS

Season	gp-gs	min/avg	Total		3-Point		F-Throws		Rebounds				Scoring							
			fg-fga	pct	fg-fga	pct	ft-fa	pct	off	def	tot	avg	pf	fo	ast	to	blk	stl	pts	avg
2007-08	31-1	371/12.0	33-63	.524	0-0	.000	10-31	.323	44	50	94	3.0	58	1	2	15	19	5	76	2.5
2008-09	32-11	522/16.3	58-108	.537	0-2	.000	29-57	.509	55	49	104	3.3	82	2	9	20	29	7	145	4.5
2010-11	33-24	823/24.9	112-195	.574	0-0	.000	55-104	.529	47	75	122	3.7	105	4	25	49	31	18	279	8.5
TOTAL	96-36	1716/17.9	203-366	.555	0-2	.000	94-192	.490	146	174	320	3.3	245	7	36	84	79	30	500	5.2



PLAYERS

↳ player profiles



33 Tyler Hall

Guard

Sr. ▶ 6-2 ▶ 175
Pampa, TX ▶
(Pampa HS)

↳ CAREER HIGHS

Points: 6, last vs OPSU (12/28/10)
FG Made: 2, last vs OPSU (12/28/10)
3-FG Made: 2 vs OPSU (12/28/10)
FT Made: 4 vs. Texas St (12/19/10)
Assists: 2 vs HSU (11/12/10)
Rebounds: 2 vs HSU (11/12/10)
Steals: 1 vs. Cameron (11/13/09)
Blocks: -
Minutes: 10 vs HSU (11/12/10)

North Texas 2011-12: Missed much of the year due to injury ... Has made 4 of his last 5 3-point shots, and was 5-of-10 (50.0%) on the year ... Hit 25-foot 3-pointer at LSU ... 4 points in the win over Texas State ... Grabbed a board vs Grambling State ...

Saw career-high 10 mins in opener, and responded with career-high 6 points ... **2010:** Scored 4 points in 3 minutes vs. USW ...

Recorded a steal in 1 minute of play vs Cameron ... **High School:** A multi-sport standout at Pampa High School, Hall averaged 22 points, 6 rebounds and 5 assists per game as a senior ... Was named an all-district performer in each of his last two seasons.

↳ 2010-11 STATS


Opponent	Date	gs	min	Total		3-Pointers		Free throws		Rebounds				pf	a	t/o	blk	stl	pts	avg	
				fg-fga	pct	3fg-fga	pct	ft-fga	pct	off	def	tot	avg								
HENDERSON STATE	11/12/10		10	2-6	.333	1-4	.250	1-2	.500	0	2	2	2.0	1	2	0	0	0	6	6.0	
GRAMBLING STATE	12/02/10		3	0-1	.000	0-1	.000	0-0	.000	0	1	1	1.5	2	0	1	0	0	0	3.0	
at Sam Houston State	12/08/10		1	0-0	.000	0-0	.000	0-0	.000	0	0	0	1.0	0	0	0	0	0	0	2.0	
JACKSON STATE	12/11/10		2	0-0	.000	0-0	.000	0-0	.000	0	1	1	1.0	0	0	0	0	0	0	1.5	
TEXAS STATE	12/19/10		3	0-0	.000	0-0	.000	4-4	1.000	0	1	1	1.0	0	1	1	0	0	4	2.0	
at LSU	12/22/10		1	1-1	1.000	1-1	1.000	0-0	.000	0	0	0	0.8	0	0	0	0	0	3	2.2	
OK PANHANDLE STATE	12/28/10		9	2-4	.500	2-3	.667	0-0	.000	0	1	1	0.9	0	0	0	0	0	6	2.7	
UALR	12/30/10		2	1-1	1.000	1-1	1.000	0-0	.000	0	0	0	0.8	1	0	1	0	0	3	2.8	
LOUISIANA-LAFAYETTE	1/1/11		2	0-0	.000	0-0	.000	0-0	.000	0	0	0	0.7	0	0	0	0	0	0	2.4	
Totals			0	33	6-13	.462	5-10	.500	5-6	.833	0	6	6	0.7	4	3	3	0	0	22	2.4

↳ CAREER STATS

Season	gp-gs	min/avg	Total		3-Point		F-Throws		Rebounds				Scoring							
			fg-fga	pct	fg-fga	pct	ft-fga	pct	off	def	tot	avg	pf	fo	ast	to	blk	stl	pts	avg
2009-10	2-0	4/2.0	1-2	.500	0-0	.000	2-2	1.000	0	0	0	0.0	0	0	1	0	0	1	4	2.0
2010-11	9-0	33/3.7	6-13	.462	5-10	.500	5-6	.833	0	6	6	0.7	4	0	3	3	0	0	22	2.4
TOTAL	11-0	37/3.4	7-15	.467	5-10	.500	7-8	.875	0	6	6	0.5	4	0	4	3	0	1	26	2.4

PLAYERS

↳ player profiles



34 Alonzo Edwards

Forward

Sr. ▶ 6-7 ▶ 230
Houston, TX ▶
(Lon Morris College)

↳ CAREER HIGHS

Points: 8 vs Texas St (12/19/10)
FG Made: 4 vs Texas St. (12/19/10)
3-FG Made: -
FT Made: 3 vs UTA (11/30/10)
Assists: 2 vs. UALR (12/30/10)
Rebounds: 9 vs FAU (3/6/11)
Steals: 1, last vs Texas St (12/19/10)
Blocks: 1, last vs ULL (1/27/11)
Minutes: 20 vs MTSU (1/5/11)

North Texas 2010-11: Earned first career start at Kansas, and saw action in 30 games ... Battled a knee injury, but still scored in 19 games ... Career-high nine boards in SBC quarterfinal win over FAU ... Career game vs Texas State with eight points ... Posted his first steal at Texas Southern, and his first assist at SHSU ... **Lon Morris 09-10:** Averaged 7.9 points and 3.2 rebounds per game ...

A shooting option from anywhere on the court, Edwards was 15-45 (33 percent) from 3-point in helping the Bearcats to a Region XIV South Division best 25-6 record ... **Nebraska:** Signed with Nebraska in Doc Sadler's first class and spent two years in Lincoln.

↳ 2010-11 STATS

Opponent	Date	gs	min	Total		3-Pointers		Free throws		Rebounds				pf	a	t/o	blk	stl	pts	avg	
				fg-fga	pct	3fg-fga	pct	ft-fa	pct	off	def	tot	avg								
HENDERSON STATE	11/12/10		11	1-3	.333	0-0	.000	2-2	1.000	3	1	4	4.0	3	0	1	0	0	4	4.0	
TEXAS TECH	11/16/10		8	2-3	.667	0-0	.000	1-1	1.000	0	4	4	4.0	1	0	1	0	0	5	4.5	
at Kansas	11/19/10	*	12	1-2	.500	0-0	.000	1-2	.500	0	0	0	2.7	3	0	0	1	0	3	4.0	
RICE	11/23/10		6	0-0	.000	0-0	.000	1-2	.500	0	0	0	2.0	1	0	0	0	0	1	3.3	
at Texas State	11/27/10		12	2-3	.667	0-0	.000	0-1	.000	1	2	3	2.2	4	0	2	0	0	4	3.4	
UT ARLINGTON	11/30/10		10	0-1	.000	0-0	.000	3-4	.750	0	0	0	1.8	0	0	1	0	0	3	3.3	
GRAMBLING STATE	12/02/10		9	0-1	.000	0-0	.000	2-4	.500	0	2	2	1.9	5	0	1	1	0	2	3.1	
at Texas Southern	12/04/10		3	0-1	.000	0-1	.000	0-0	.000	0	0	0	1.6	2	0	0	0	1	0	2.8	
at Sam Houston State	12/08/10		10	1-3	.333	0-0	.000	2-2	1.000	2	0	2	1.7	3	1	1	0	0	4	2.9	
JACKSON STATE	12/11/10		2	0-0	.000	0-0	.000	0-0	.000	0	0	0	1.5	2	0	0	0	0	0	2.6	
TEXAS STATE	12/19/10		16	4-5	.800	0-0	.000	0-1	.000	1	5	6	1.9	4	1	1	1	1	8	3.1	
at LSU	12/22/10		6	0-0	.000	0-0	.000	2-2	1.000	0	0	0	1.8	2	0	1	0	0	2	3.0	
OK PANHANDLE STATE	12/28/10		10	1-1	1.000	0-0	.000	0-2	.000	1	1	2	1.8	0	1	1	0	0	2	2.9	
UALR	12/30/10		11	0-0	.000	0-0	.000	0-0	.000	1	2	3	1.9	4	2	1	0	0	0	2.7	
LOUISIANA-LAFAYETTE	1/1/11		14	0-2	.000	0-0	.000	0-0	.000	0	1	1	1.8	4	1	2	0	0	0	2.5	
at Middle Tennessee	1/5/11		20	2-6	.333	0-0	.000	2-4	.500	3	2	5	2.0	4	0	0	0	0	6	2.8	
FIU	1/13/11		8	3-3	1.000	0-0	.000	1-1	1.000	2	0	2	2.0	2	0	0	0	0	7	3.0	
at TROY	1/15/11		2	1-1	1.000	0-0	.000	0-0	.000	0	0	0	1.9	1	0	0	0	0	2	2.9	
ARKANSAS STATE	1/22/11		3	0-0	.000	0-0	.000	0-0	.000	0	1	1	1.8	0	0	0	0	0	0	2.8	
at Louisiana	1/27/11		4	0-0	.000	0-0	.000	0-0	.000	1	1	2	1.9	5	0	1	1	0	0	2.7	
at Denver	1/29/11		4	0-0	.000	0-0	.000	0-0	.000	0	1	1	1.8	0	0	0	0	0	0	2.5	
FLORIDA ATLANTIC	2/3/11		7	0-0	.000	0-0	.000	0-0	.000	0	0	0	1.7	2	0	0	0	0	0	2.4	
ULM	2/19/11		5	1-3	.333	0-0	.000	1-2	.500	0	0	0	1.7	1	0	0	0	0	3	2.4	
at Arkansas State	2/24/11		12	2-3	.667	0-0	.000	0-0	.000	1	1	2	1.7	2	0	5	0	0	4	2.5	
DENVER	2/26/11		5	1-1	1.000	0-0	.000	0-1	.000	0	1	1	1.6	1	0	1	0	0	2	2.5	
at UALR	3/1/11		12	0-4	.000	0-0	.000	2-2	1.000	1	2	3	1.7	3	0	1	0	0	2	2.5	
vs Troy	3/5/11		5	0-0	.000	0-0	.000	0-0	.000	0	0	0	1.6	0	0	0	0	0	0	2.4	
vs Florida Atlantic	3/6/11		13	2-2	1.000	0-0	.000	1-2	.500	4	5	9	1.9	3	0	1	0	0	5	2.5	
vs Western Kentucky	3/7/11		9	0-1	.000	0-0	.000	0-0	.000	0	2	2	1.9	2	0	0	0	0	0	2.4	
vs UALR	3/8/11		4	0-0	.000	0-0	.000	0-0	.000	0	1	1	1.9	0	0	0	0	0	0	2.3	
Totals			1	253	24-49	.490	0-1	.000	21-35	.600	21	35	56	1.9	64	6	22	4	2	69	2.3


↳ CAREER STATS

Season	gp-gs	min/avg	Total		3-Point		F-Throws		Rebounds				Scoring							
			fg-fga	pct	fg-fga	pct	ft-fa	pct	off	def	tot	avg	pf	fo	ast	to	blk	stl	pts	avg
2010-11	30-1	253/8.4	24-49	.490	0-1	.000	21-35	.600	21	35	56	1.9	64	2	6	22	4	2	69	2.3
TOTAL	30-1	253/8.4	24-49	.490	0-1	.000	21-35	.600	21	35	56	1.9	64	2	6	22	4	2	69	2.3



PLAYERS

↳ newcomers



2 Brandan Walton

Guard

Jr. ▶ 6-2 ▶ 195
Compton, CA ▶
(Casper College)


Casper College

Finished his career ranked No. 14 on the Casper College career scoring charts with

892 points ... Was a Region IX All-Tournament selection as both a freshman and sophomore ... Attended the JUCO Top 120 Camp in Tulsa ... Averaged 14.8 points per game as a sophomore, and added 3.9 rebounds and 2.2 assists per game ... Landed 70 three-pointers on 35.2 percent shooting from deep ... A defensive presence as well, Walton added 35 steals in 2010-11 ... As a freshman, Walton averaged 11.3 points per game and shot 36 percent from 3-point ... Led the Thunderbirds to a 24-9 record and claimed a Region IX championship.

Compton King-Drew High School

Averaged 14.8 points and 6.9 rebounds per game as a senior in 2008-09 ... Developed a reputation as a ball handler with averages if 2.0 assists and 1.7 steals per game ... Posted eight double-doubles ... Was McDonald's All-America nominee.



5 Chris Jones

Guard

Fr. ▶ 6-2 ▶ 195
Garland, TX ▶
(Lakeview Centennial HS)


Lakeview Centennial High School

Named All-State by the Texas Association of Basketball coaches as a junior and senior

... Led DFW area with 6.9 assists per game as a senior ... Ranked 13th in the area with 16.6 points per game ... Had Lakeview Centennial ranked No. 2 in the final TABC State Poll ... Played in the TABC State All-Star Game ... Was the District 10-5A MVP as both a junior and senior ... Listed as the No. 24 player in the state by Texas Hoops, and registers as Hoop Scoop's 237th ranked player nationally ... Posted 13.9 points per game, 5.6 assists per game and 4.2 steals per game as a junior ... Led Centennial to records of 32-3 (2010) and 36-1 (2011) and the 5A State title game in both seasons ... Scored a team-high 19 and 17 points in those respective title games ... For his career, Jones averaged 20.3 points, 3.0 assists and 5.0 steals per game in four state tournament games.

Personal

Was honored by the Garland Sports Hall-of-Fame with the Gale Fields Scholarship for outstanding high school athletics.



10 Justin Patton


Forward

Sr. ▶ 6-7 ▶ 195
Bossier City, LA ▶
(Grambling State)

Grambling State

Grambling State's leading scorer and rebounder in 2010-11 with 13.2 points and

a SWAC leading 7.1 rebounds per game ... Named All-SWAC Second Team ... Louisiana Sports Writers Association All-Louisiana Second Team selection ... Won two SWAC Player of the Week awards ... Piled up 43 steals and 192 free throw attempts for the Tigers ... Scored a season-best 31 points against Mississippi Valley, and had back-to-back outings of 16 and 17 rebounds in conference play ... No stranger to the Super Pit, Patton dropped in a team-high 26 points on 9-of-18 shooting and added 10 boards against the Mean Green in an 89-78 NT win on Dec. 2 ... Prior to Grambling, Patton spent two seasons at Southern University-Shreveport after an all-district senior season out of Bossier High School.



11 Forrest Robinson


Forward

Fr. ▶ 6-10 ▶ 220
Eastland, TX ▶
(Eastland HS)

Lakeview Centennial High School

Was a Texas Association of Basketball Coaches All-State selection as a junior and

senior ... Also played in the TABC State All-Star game ... Named the Abilene Reporter-News Class 2A Player of the Year in 2010 & 2011 ... Selected to the Reporter-News' Super Team in 2011 after earning Super Team MVP in 2010 ... Was the District 5-2A Offensive MVP in 2011 ... Eastland was 87-13 over three years with Robinson in the post ... Averaged 21.4 points and 9.2 rebounds per game as a senior ... Listed by Texas Hoops as the No. 7 power forward in Texas, the No. 32 overall player in the state, and No. 275 on the list of the nation's top preps ... Racked up averages of 22.6 points, 9.6 rebounds and 5.0 blocks per game for the Mavericks as a junior ... Was also named the District 5-2A MVP in 2010.



13 Tony Mitchell

Forward

Fr. ▶ 6-8 ▶ 235
Dallas, TX ▶
(Pinkston HS)

Pinkston High School

Ranked as the nation's No. 12 recruit and No.2 ranked forward as a senior ... Dallas

Morning News 2010 Player of the Year ... Averaged 20.5 points, 13.2 rebounds, 4.4 assists and 4.1 blocks per game as a senior ... Was a SLAM Magazine High School All-American ... Named Texas Association of Basketball Coaches All-State ... Was a TABC All-Star ... A threat from deep, the 6-8 forward landed 47 three-pointers in 2010 ... Led Pinkston to a 26-10 overall record and a Class 4A Region II tournament berth ... Posted 25 points, 20 rebounds and five blocks in an overtime playoff win against Lincoln.

United States National Team

Was the leading rebounder (7.6 per game) and shot blocker (1.8 per game) for the U19 USA Basketball team at the 2011 World Championships ... Averaged 5.0 points on 46.2 percent shooting ... In 2010, Mitchell played for Team USA's U18 squad that grabbed the FIBA Americas gold medal with a perfect 5-0 record ... Averaged 8.2 points and 7.0 rebounds en route to the gold medal in 2010 ... Has seen a total of 12 games in two years of international competition.



14 Trey Norris


Guard

Fr. ▶ 6-0 ▶ 175
Grand Prairie, TX ▶
(South Grand Prairie HS)

Lakeview Centennial High School

Was a Texas Association of Basketball Coaches All-State selection ... Participated

in the TABC State All-Star Game ... Named the District 5-5A MVP in 2011 ... Finished 15th among all DFW area scorers with 16.4 points per game as a senior ... Also averaged 3.7 assists per game ... Listed by ESPN.com as the nation's No. 121 ranked point guard ... Ranked as the No. 70 recruit in the state according to Texas Hoops ... Hoop Scoop listed Norris as the No. 620 player in the country ... Averaged 16 points and 7.0 assists per game as a junior, which made him a First-Team All-District 7-5A selection ... Norris' AAU team, Showtyme Elite, won a Great American Shootout title in April.



23 Jordan Williams


Guard

Fr. ▶ 6-6 ▶ 195
Dallas, TX ▶
(Kimball HS)

Kimball High School

Was a Texas Association of Basketball Coaches All-State selection ... Also played

in the TABC All-Star Game ... Led Kimball to the 4A UIL State Championship, earning All-State Tournament Team honors ... Averaged 29.7 points (653 total points), 9.5 rebounds and 4.5 assists per game as a senior ... Ranked as the No. 71 player in the country and the No. 7 overall player in the Lone Star State, which made him the highest rated high school signee in program history ... Williams is listed as the No. 24 small forward in the country by Rivals.com, and Texas Hoops named him the No. 4 small forward in Texas ... Knocked off LeBryan Nash and national powerhouse Lincoln in the DISD Coca-Cola Tournament finals with 30 points, earning Tournament MVP honors ... As a junior, Williams led The Colony to the state semifinals averaging 19.2 points and 8.4 rebounds per game ... Garnered district co-MVP honors, as well as all-region and all-state recognition by the TABC.



25 Niko Stojiljkovic

Forward

Jr. ▶ 6-9 ▶ 215
Paris, France ▶
(Lon Morris College)

Lon Morris College 2010-11

Played in every game, averaging 9.2 points, 6.4 rebounds and 3.3 assists per game ...

helped Lon Morris to a 21-10 record, and a first-round win over Panola in the Region 14 Tourney.

French National Team

Was a prolific shooter for the U16 and U18 French National squads, and attended the training camp for the U20 squad that will play for the 2011 World Championships ... A regular at the 2009 European Championships, he saw action in all nine games while averaging 19.6 minutes per contest ... Scored 14 points on 6-of-9 shooting against the Czech Republic, and followed that with seven points on 2-of-4 shooting versus Spain ... For the tournament, he averaged 5.4 points and 2.8 rebounds per game.


San Francisco 2009-10

Saw action in 15 games for the Dons, and averaged 1.5 rebounds per game in helping San Francisco to a 9-4 home record.



PLAYERS

↳ newcomers



32 Roger Franklin

Guard

Jr. ▶ 6-5 ▶ 220
Duncanville, TX ▶
(Oklahoma State)

Oklahoma State

Appeared in 56 games over the last two seasons for the Cowboys ... Shot 55.2 percent from the floor while averaging 2.6 points per game as a freshman, and upped his rebounding average to 2.3 per game as a sophomore ... A defensive stalwart, Franklin tallied 25 steals and 14 blocks in his time with the Cowboys ... Tallied a career-high 13 points against Iowa State and eight rebounds at Texas.

Duncanville High School

Scout.com listed Franklin as the No. 9 small forward and the No. 43 rated player overall in the country ... With averages of 18.5 points and 7.4 rebounds per game as a senior, Franklin was named to the Dallas Morning News All-Area team ... Parade All-America fourth-team selection ... A consensus four-star rated recruit ... District 7-5A MVP ... Was the catalyst for Duncanville's 39-0 state title run as a sophomore.



OPPONENTS

↳ all-time series

School	Won	Lost	First Mt.	Last Mt.
Spring Hill	2	1	1953-54	1958-59
Stephen F. Austin	32	33	1925-26	2006-07
Stetson	2	0	1959-60	1969-70
Stout Institute	1	1	1942-43	1942-43
Syracuse	0	1	1977-78	1977-78
Tarleton St.	2	0	1975-76	1994-95
Tennessee	0	1	1973-74	1973-74
Tennessee-Martin	1	0	2004-05	2004-05
Tennessee Tech	2	1	1978-79	2002-03
Texas	5	25	1917-18	2007-08
Tex.-Arlington	30	21	1925-26	2010-11
Tex.-El Paso	2	4	1951-52	1989-90
Tex.-Pan Amer.	8	13	1976-77	2005-06
Tex.-Permian Basin	2	0	2004-05	2005-06
Tex.-San Antonio	8	9	1981-82	1995-96
Texas A&M	8	10	1938-39	2009-10
Tex. A&M-Commerce	26	27	1917-18	2002-03
Tex. A&M-CC	2	1	1949-50	2000-01
Tex. A&M-Int.	1	0	2007-08	2007-08
Tex. A&M-Kingsville	5	2	1930-31	2001-02
Texas Christian	31	43	1916-17	2004-05
Texas Lutheran	1	0	1980-81	1980-81
Texas Southern	3	4	1982-83	2010-11
Texas State	59	28	1921-22	2010-11
Texas Tech	5	9	1946-47	2010-11
Texas Wesleyan	6	11	1934-35	1984-85
Trinity	42	5	1919-20	1975-76
Troy	7	3	2005-06	2010-11
Tulsa	14	35	1921-22	2006-07
UCLA	0	1	1988-89	1988-89
Univ. of the Southwest	1	0	2009-10	2009-10
U.S. International	1	0	1979-80	1979-80
Utah	0	1	1986-87	1986-87
Utah State	1	8	1975-76	1999-00
Valparaiso	0	1	1984-85	1984-85
Virginia Common.	1	0	1975-76	1975-76
Warrensburg	0	1	1939-40	1939-40
Washburn State	0	1	1949-50	1949-50
Wayland Baptist	5	1	1952-53	1964-65
Weber State	2	2	1981-82	2002-03
Westmont College	1	0	1985-86	1985-86
West Texas State	23	23	1922-23	1991-92
Western Kentucky	4	12	2000-01	2010-11
Western New Mexico	1	0	2007-08	2007-08
Wichita State	11	26	1957-58	1982-83
William Jewell	1	0	1963-64	1963-64
William and Mary	0	1	1958-59	1958-59
Winthrop	1	0	2002-03	2002-03
Wisc.-Parkside	1	0	1975-76	1975-76
Wyoming	1	4	1969-70	1999-00
York College	1	0	1942-43	1942-43
Youngstown State	1	0	1985-86	1995-86

OPPONENTS

↳ north texas vs. conferences



↳ America East

Team	Won	Lost
Albany	0	0
Binghamton	0	0
Boston Univ.	0	2
Hartford	1	0
Maine	0	0
UMBC	2	0
New Hampshire	0	0
Stony Brook	0	0
Vermont	0	0
Totals (.600)	3	2

↳ Atlantic Coast

Team	Won	Lost
Boston College	0	2
Clemson	0	0
Duke	0	0
Florida State	0	0
Georgia Tech	0	1
Maryland	0	1
Miami	0	0
North Carolina	0	1
North Carolina State	1	1
Virginia	0	0
Virginia Tech	0	0
Wake Forest	0	0
Totals (.143)	1	6

↳ Atlantic Sun

Team	Won	Lost
Belmont	0	0
East Tennessee St.	0	0
Florida Gulf Coast	0	0
Jacksonville	0	0
Kennesaw State	0	0
Lipscomb	1	1
Mercer	0	0
North Florida	0	0
Stetson	2	0
USC-Upstate	0	0
Totals (.750)	3	1

↳ Atlantic 10

Team	Won	Lost
Charlotte	1	1
St. Joseph's	0	0
Rhode Island	0	0
Temple	0	0
Massachusetts	0	0
Fordham	0	0
St. Bonaventure	0	1
Saint Louis	9	28
Xavier	0	0
Dayton	0	0
Richmond	0	0
La Salle	0	0
George Washington	0	0
Duquesne	0	0
Totals (.250)	10	30

↳ Big East

Team	Won	Lost
Connecticut	0	0
Cincinnati	4	22
DePaul	0	2
Georgetown	0	0
Louisville	3	18
Marquette	0	3
Notre Dame	0	0
Pittsburgh	0	0
Providence	0	0
Rutgers	0	0
Seton Hall	0	0
South Florida	0	0
St. John's	0	0
Syracuse	0	1
Villanova	0	0
West Virginia	0	0
Totals (.132)	7	46

↳ Big South

Team	Won	Lost
Campbell	0	0
Charleston Southern	0	0
Coastal Carolina	0	0
Gardner Webb	0	0
High Point	0	0
Liberty	0	0
NC Asheville	0	0
Presbyterian	0	0
Radford	0	0
VMI	0	0
Winthrop	1	0
Totals (1.000)	1	0

↳ Big Sky

Team	Won	Lost
Eastern Washington	1	0
Idaho State	0	0
Montana	1	0
Montana State	0	2
Northern Arizona	0	0
Northern Colorado	0	0
Portland State	1	1
Sacramento St.	0	0
Weber State	1	3
Totals (.400)	4	6

↳ Big Ten

Team	Won	Lost
Illinois	0	0
Indiana	0	2
Iowa	0	1
Michigan	0	0
Michigan State	0	0
Minnesota	0	0
Nebraska	0	4
Northwestern	1	0
Ohio State	0	0
Penn State	0	0
Purdue	0	1
Wisconsin	0	0
Totals (.111)	1	8

↳ Big 12

Team	Won	Lost
Baylor	17	30
Iowa State	0	1
Kansas	0	1
Kansas State	1	4
Missouri	0	2
Oklahoma	1	3
Oklahoma State	1	14
Texas	5	25
Texas A&M	8	10
Texas Tech	5	9
Totals (.277)	38	99

↳ Big West

Team	Won	Lost
UC-Davis	0	0
UC-Irvine	2	2
Cal Poly	3	1
Cal St.-Fullerton	4	2
Cal St.-Northridge	0	0
Cal-Riverside	0	0
Long Beach St.	3	6
Pacific	1	5
Santa Barbara	4	0
Totals (.515)	17	16

↳ Colonial

Team	Won	Lost
Delaware	0	0
Drexel	0	0
George Mason	0	0
Georgia State	1	0
Hofstra	0	0
James Madison	0	0
UNC-Wilmington	1	1
Northeastern	0	0
Old Dominion	0	0
Towson	0	0
VCU	1	0
William and Mary	0	1
Totals (.600)	3	2

↳ Conference USA

Team	Won	Lost
UAB	0	1
Central Florida	0	0
East Carolina	1	1
Houston	5	30
Marshall	0	1
Memphis	6	17
Rice	9	3
SMU	17	34
Southern Miss.	5	16
UTEP	2	4
Tulane	0	0
Tulsa	14	35
Totals (.294)	59	142

↳ Great West

Team	Won	Lost
Chicago State	1	0
Houston Baptist	6	1
NJIT	0	0
North Dakota	0	0
UT Pan American	8	13
Utah Valley	0	0
Totals (.517)	15	14

↳ Horizon League

Team	Won	Lost
Butler	0	0
Cleveland State	0	0
Detroit	0	0
Illinois-Chicago	0	0
Loyola (Ill.)	0	0
Valparaiso	0	1
Wisconsin-Green Bay	0	0
Wisconsin-Milwaukee	0	0
Wright State	0	0
Youngstown State	1	0
Totals (1.000)	1	1

↳ Independent

Team	Won	Lost
Cal State-Bakersfield	0	0
Longwood	0	0
Seattle	0	0
Totals (.000)	0	0

↳ Ivy League

Team	Won	Lost
Brown	0	0
Columbia	0	0
Cornell	0	0
Dartmouth	0	0
Harvard	0	0
Princeton	0	1
Penn	0	0
Yale	0	0
Totals (.000)	0	1

↳ Mid-American

Team	Won	Lost
Akron	0	0
Ball State	0	0
Bowling Green	1	0
Buffalo	1	0
Central Michigan	1	0
Eastern Michigan	0	0
Kent State	1	0
Miami (OH)	0	0
Northern Illinois	0	0
Ohio University	0	1
Temple	0	0
Toledo	0	0
Western Michigan	0	0
Totals (.800)	4	1



OPPONENTS

↳ north texas vs. conferences

↳ Mid-Eastern (MEAC)

Team	Won	Lost
Bethune-Cookman	0	0
Coppin State	0	0
Delaware State	0	0
Florida A&M	0	0
Hampton	0	0
Howard	0	0
MD-Eastern Shores	0	0
Morgan State	0	0
Norfolk State	0	0
North Carolina Central	0	0
N. C. A&T State	1	0
Savannah State	0	0
South Carolina State	0	0
Totals (1.000)	1	0

↳ Missouri Valley

Team	Won	Lost
Bradley	6	30
Creighton	4	4
Drake	6	30
Evansville	0	1
Illinois State	2	1
Indiana State	4	1
Missouri St.	2	1
Northern Iowa	0	0
Southern Illinois	1	0
Wichita State	11	26
Totals (.277)	36	94

↳ Mountain West

Team	Won	Lost
Boise State	1	8
Colorado State	2	4
UNLV	1	1
New Mexico	0	2
San Diego State	1	0
Air Force	1	1
TCU	31	43
Wyoming	1	4
Totals (.376)	38	63

↳ Metro Atlantic

Team	Won	Lost
Canisius	0	0
Fairfield	0	0
Iona	0	0
Loyola (MD)	0	0
Manhattan	0	0
Marist	0	0
Niagara	1	0
Rider	0	0
Siena	0	0
St. Peter's	0	0
Totals (1.000)	1	0

↳ Northeast

Team	Won	Lost
Central Conn. State	0	0
Fairleigh Dickinson	0	0
Long Island	0	0
Monmouth	0	0
Mt. St. Mary's	0	0
Quinnipiac	0	0
Robert Morris	0	0
Sacred Heart	0	0
St. Francis (NY)	0	1
St. Francis (PA)	0	0
Wagner	0	0
Totals (.000)	0	1

↳ Ohio Valley

Team	Won	Lost
Austin Peay	0	0
Eastern Illinois	1	0
Eastern Kentucky	0	0
Jacksonville St.	0	1
Morehead State	0	0
Murray State	1	1
Southeast Missouri St.	1	1
SIU-Edwardsville	0	0
Tennessee-Martin	1	0
Tennessee State	0	0
Tennessee Tech	2	1
Totals (.684)	6	4

↳ Pac 12

Team	Won	Lost
Arizona	2	0
Arizona State	1	1
California	0	0
Colorado	0	3
Oregon	0	0
Oregon State	0	0
Southern California	0	0
Stanford	0	0
UCLA	0	1
Utah	0	1
Washington	0	0
Washington State	0	0
Totals (.333)	3	6

↳ Patriot

Team	Won	Lost
American	0	0
Army	1	0
Bucknell	0	1
Colgate	0	0
Holy Cross	0	0
Lafayette	0	0
Lehigh	0	0
Navy	0	0
Totals (.500)	1	1

↳ Southeastern Conference

Team	Won	Lost
Alabama	0	5
Arkansas	0	13
Auburn	0	1
Florida	0	0
Georgia	0	0
Kentucky	0	0
LSU	1	0
Mississippi	0	3
Mississippi State	0	0
South Carolina	0	0
Tennessee	0	1
Vanderbilt	0	0
Totals (.042)	1	23

↳ Southern

Team	Won	Lost
Appalachian State	1	0
The Citadel	0	0
Charleston	0	0
Chattanooga	1	1
Davidson	0	1
Elon	0	0
Furman	0	0
Georgia Southern	1	1
UNC-Greensboro	0	0
Samford	7	2
Western Carolina	0	0
Wofford	0	0
Totals (.500)	10	5

↳ Southland

Team	Won	Lost
Central Arkansas	0	0
Lamar	11	17
McNeese State	19	17
Nicholls State	7	9
Northwestern State	24	6
Sam Houston State	33	28
Texas State	59	28
Stephen F. Austin	32	33
S.E. Louisiana	3	2
TAMU-Corpus Christi	2	1
Texas-Arlington	31	20
Texas-San Antonio	8	9
Totals (.573)	228	170

↳ Southwestern Athletic

Team	Won	Lost
Alabama A&M	0	0
Alabama State	0	0
Alcorn State	5	5
Arkansas-Pine Bluff	0	0
Grambling State	1	0
Jackson State	5	1
Mississippi Valley St.	0	0
Prairie View A&M	0	0
Southern	2	1
Texas Southern	3	4
Totals (.577)	15	11

↳ Summit League

Team	Won	Lost
IUPUI	0	0
IPFW	0	0
North Dakota St.	0	0
Oakland	0	0
Oral Roberts	3	4
South Dakota	0	0
South Dakota St.	1	1
Southern Utah	0	0
UM-Kansas City	0	0
Western Illinois	0	0
Totals (.444)	4	5

↳ Sun Belt

Team	Won	Lost
UALR	8	15
Arkansas State	16	19
Denver	14	9
Florida Atlantic	5	2
FIU	10	3
Louisiana-Lafayette	15	17
ULM	21	28
Middle Tennessee	6	8
South Alabama	6	13
Troy	7	3
Western Kentucky	4	12
Totals (.465)	112	129

↳ West Coast

Team	Won	Lost
Brigham Young	0	2
Gonzaga	0	1
Loyola Marymount	0	0
Pepperdine	3	2
Portland	0	0
St. Mary's (Calif.)	0	2
San Diego	2	1
San Francisco	1	1
Santa Clara	0	3
Totals (.333)	6	12

↳ Western Athletic

Team	Won	Lost
Idaho	0	8
Fresno State	0	0
San Jose State	1	0
Louisiana Tech	7	18
Hawaii	3	1
Nevada	2	8
New Mexico State	9	19
Utah State	1	8
Totals (.271)	23	62

↳ Sooner Athletic (NAIA)

Team	Won	Lost
John Brown	0	0
Lubbock Christian	0	0
Mid America Christian	0	0
Northwestern	0	0
Oklahoma Baptist	3	0
Oklahoma City	6	20
Rogers State	0	0
St. Gregory	0	0
Southern Nazarene	0	0
Univ. of Science & Arts	0	0
Wayland Baptist	5	1
Totals (.400)	14	21

↳ Gulf South (Div. II)

Team	Won	Lost
Alabama Huntsville	0	0
Christian Brothers	0	0
Delta State	0	1
North Alabama	0	0
New Orleans (2012-13)	9	14
Valdosta State	0	0
West Alabama	0	0
West Florida	0	0
West Georgia	0	0
Totals (.375)	9	15



↳ 2010-11 SEASON BOX SCORE

Overall: 22-11 • Sun Belt: 8-8 • Home: 14-2 • Road: 5-8 • Neutral: 3-1

NO	Player	GP-GS	Min -- Avg.	FG-FGA	Pct	3FG-3FGA	Pct.	FT-FTA	Pct.	Off-Def-Tot	Avg	PF-FO	A	TO	Blk	Stl	Pts	Avg.
14	Thompson, Tristan	33-31	1056-32.0	158-344	.459	66-158	.418	211-253	.834	16-89-105	3.2	62-0	59	74	4	24	593	18.0
10	White, Josh	32-32	1078-33.7	135-309	.437	40-115	.348	114-135	.844	13-60-73	2.3	63-0	89	64	0	19	424	13.3
4	Odufuwa, George	32-32	1017-31.8	134-244	.549	0-1	.000	89-134	.664	80-253-333	10.4	100-5	50	73	19	22	357	11.2
1	Johnson, Dominique	33-7	877-26.6	105-233	.451	49-118	.415	78-91	.857	10-55-65	2.0	55-0	105	69	0	28	337	10.2
24	Hogans, Kedrick	33-24	823-24.9	112-195	.574	0-0	.000	55-104	.529	47-75-122	3.7	105-4	25	49	31	18	279	8.5
21	Shorter, Shannon	33-30	792-24.0	75-166	.452	7-38	.184	64-80	.800	28-106-134	4.1	65-0	53	48	3	16	221	6.7
30	Holmen, Jacob	26-0	382-14.7	58-134	.433	12-34	.353	24-32	.750	31-47-78	3.0	27-0	12	17	3	5	152	5.8
34	Edwards, Alonzo	30-1	253-8.4	24-49	.490	0-1	.000	21-35	.600	21-35-56	1.9	64-2	6	22	4	2	69	2.3
15	Knox, Ben	32-8	278-8.7	22-44	.500	0-0	.000	6-17	.353	17-41-58	1.8	49-0	4	16	13	4	50	1.6
33	Hall, Tyler	9-0	33-3.7	6-13	.462	5-10	.500	5-6	.833	0-6-6	0.7	4-0	3	3	0	0	22	2.4
12	Redmond, Avery	14-0	27-1.9	1-2	.500	0-0	.000	5-8	.625	0-2-2	0.1	2-0	1	3	0	1	7	0.5
2	Egenti, Jamie	6-0	10-1.7	1-3	.333	0-0	.000	3-5	.600	0-1-1	0.2	2-0	0	0	0	0	5	0.8
TM	TEAM.....									60-72-132	4.0	0		1			0	
	Total.....	33		831-1736	.479	179-475	.377	675-900	.750	323-842-1165	35.3	598-11	407	439	77	139	2516	76.2
	Opponents.....	33		854-1934	.442	190-563	.337	460-677	.679	361-710-1071	32.5	733-	412	384	109	212	2358	71.5

↳ 2010-11 CONFERENCE ONLY BOX SCORE

Sun Belt: 8-8 • Home: 6-2 • Road: 2-6

NO	Player	GP-GS	MIN/G.	FG-FGA	Pct	3FG-3FGA	Pct.	FT-FTA	Pct.	Off-Def-Tot	Avg	PF-FO	A	TO	Blk	Stl	Pts	Avg.
14	Thompson, Tristan	16-14	511-31.9	74-152	.487	31-70	.443	88-107	.822	5-45-50	3.1	35-0	26	37	2	7	267	16.7
10	White, Josh	15-15	510-34.0	59-137	.431	18-53	.340	56-69	.812	6-23-29	1.9	31-0	42	31	0	5	192	12.8
1	Johnson, Dominique	16-4	430-26.9	51-116	.440	23-57	.404	44-53	.830	5-21-26	1.6	32-0	49	29	0	17	169	10.6
4	Odufuwa, George	15-15	468-31.2	58-108	.537	0-0	.000	38-65	.585	35-118-153	10.2	51-4	14	32	8	7	154	10.3
24	Hogans, Kedrick	16-11	368-23.0	52-86	.605	0-0	.000	29-57	.509	19-31-50	3.1	52-2	8	23	12	3	133	8.3
21	Shorter, Shannon	16-16	388-24.3	41-86	.477	1-16	.063	34-44	.773	17-53-70	4.4	40-0	28	26	2	8	117	7.3
30	Holmen, Jacob	13-0	247-19.0	39-88	.443	7-21	.333	17-22	.773	23-32-55	4.2	14-0	7	14	1	4	102	7.8
34	Edwards, Alonzo	13-0	107-8.2	10-23	.435	0-0	.000	6-10	.600	9-12-21	1.6	29-1	3	11	1	0	26	2.0
15	Knox, Ben	16-5	148-9.3	10-21	.476	0-0	.000	3-4	.750	5-22-27	1.7	24-0	2	9	9	3	23	1.4
33	Hall, Tyler	2-0	4-2.0	1-1	1.000	1-1	1.000	0-0	.000	0-0-0	0.0	1-0	0	1	0	0	3	1.5
2	Egenti, Jamie	5-0	8-1.6	0-2	.000	0-0	.000	1-2	.500	0-0-0	0.0	2-0	0	0	0	0	1	0.2
12	Redmond, Avery	6-0	12-2.0	0-1	.000	0-0	.000	0-2	.000	0-0-0	0.0	1-0	0	0	0	0	0	0.0
	TEAM.....									25-24-49	3.1	0		1			0	
	Total.....	16		395-821	.481	81-218	.372	316-435	.726	149-381-530	33.1	312-7	179	214	35	54	1187	74.2
	Opponents.....	16		407-898	.453	86-261	.330	268-376	.713	169-346-515	32.2	359-	182	182	54	103	1168	73.0



IN REVIEW

↳ game-by-game results

Opponent	Date	Score	WL	POINTS	REBOUNDS	ASSISTS
HENDERSON STATE	11/12/10	92-66	W	25-Thompson, Tristan	11-Odufuwa, George	4-White, Josh
TEXAS TECH	11/16/10	92-83	WOT	32-White, Josh	15-Odufuwa, George	5-Johnson, Dominique
at Kansas	11/19/10	60-93	L	14-Thompson, Tristan	4-Hogans, Kedrick	5-Johnson, Dominique
RICE	11/23/10	68-65	W	26-Thompson, Tristan	16-Odufuwa, George	5-Johnson, Dominique
at Texas State	11/27/10	81-77	W	23-Thompson, Tristan	9-Odufuwa, George	5-Johnson, Dominique
UT ARLINGTON	11/30/10	87-83	W	29-Thompson, Tristan	14-Odufuwa, George	7-Johnson, Dominique
GRAMBLING STATE	12/02/10	89-78	W	28-Thompson, Tristan	10-Odufuwa, George	5-Johnson, Dominique
at Texas Southern	12/04/10	70-64	W	17-Thompson, Tristan	8-Hogans, Kedrick	7-White, Josh
at Sam Houston State	12/08/10	74-94	L	19-Hogans, Kedrick	7-Odufuwa, George	5-Johnson, Dominique
JACKSON STATE	12/11/10	68-49	W	16-Odufuwa, George	11-Odufuwa, George	4-Hogans, Kedrick
TEXAS STATE	12/19/10	85-62	W	20-Odufuwa, George	8-Odufuwa, George	5-Odufuwa, George
at LSU	12/22/10	75-55	W	19-White, Josh	9-Odufuwa, George	2-White, Josh
OK PANHANDLE STATE	12/28/10	83-62	W	21-Thompson, Tristan	10-Odufuwa, George	3-Thompson, Tristan
UALR*	12/30/10	81-69	W	19-White, Josh	9-Odufuwa, George	3-White, Josh
LOUISIANA-LAFAYETTE*	1/1/11	80-63	W	22-White, Josh	6-Shorter, Shannon	4-White, Josh
at Middle Tennessee*	1/5/11	71-78	L	15-White, Josh	10-Odufuwa, George	4-Johnson, Dominique
FIU*	1/13/11	87-77	W	18-White, Josh	13-Odufuwa, George	6-Johnson, Dominique
at TROY*	1/15/11	81-89	L	25-Thompson, Tristan	12-Odufuwa, George	6-Johnson, Dominique
at ULM*	1/20/11	79-62	W	30-Thompson, Tristan	5-Shorter, Shannon	6-Shorter, Shannon
ARKANSAS STATE*	1/22/11	83-64	W	21-Johnson, Dominique	16-Odufuwa, George	6-White, Josh
at Louisiana*	1/27/11	88-93	L	21-White, Josh	10-Holmen, Jacob	6-Johnson, Dominique
at Denver*	1/29/11	67-80	L	15-White, Josh	11-Odufuwa, George	3-Thompson, Tristan
FLORIDA ATLANTIC*	2/3/11	55-72	L	14-Hogans, Kedrick	13-Odufuwa, George	5-White, Josh
at WKU*	2/12/11	76-87	L	17-Hogans, Kedrick	9-Odufuwa, George	5-Shorter, Shannon
SOUTH ALABAMA*	2/17/11	82-79	W	18-Thompson, Tristan	10-Odufuwa, George	3-Shorter, Shannon
ULM*	2/19/11	75-82	L	24-Thompson, Tristan	12-Odufuwa, George	3-Thompson, Tristan
at Arkansas State*	2/24/11	47-63	L	12-Odufuwa, George	14-Odufuwa, George	4-Thompson, Tristan
DENVER*	2/26/11	63-41	W	16-Thompson, Tristan	10-Odufuwa, George	4-White, Josh
at UALR*	3/1/11	72-69	W	24-Shorter, Shannon	7-Shorter, Shannon	6-Johnson, Dominique
vs Troy%	3/5/11	83-69	W	18-Johnson, Dominique	13-Odufuwa, George	6-Odufuwa, George
vs Florida Atlantic%	3/6/11	78-64	W	36-Thompson, Tristan	11-Odufuwa, George	1-Johnson, Dominique
vs Western Kentucky%	3/7/11	81-62	W	28-Thompson, Tristan	9-Odufuwa, George	7-White, Josh
vs UALR%	3/8/11	63-64	L	17-White, Josh	17-Odufuwa, George	5-White, Josh

* - Conference game

% - Sun Belt Conference Tournament

ATTENDANCE SUMMARY	GAMES	TOTALS	AVG/GAME
HOME	16	56,826	3,552
AWAY	13	66,696	3,903
NEUTRAL	4	15,952	3,988
TOTAL	33	139,474	4,226



↳ INDIVIDUAL HIGHS

POINTS

- 36 Thompson, Tristan vs Florida Atlantic (3/6/11)
- 32 White, Josh vs Texas Tech (11/16/10)
- 30 Thompson, Tristan at ULM (1/20/11)
- 29 Thompson, Tristan vs UT Arlington (11/30/10)
- 28 Thompson, Tristan vs WKU (3/7/11)
- 28 Thompson, Tristan vs Grambling (12/02/10)

FIELD GOALS MADE

- 11 White, Josh vs Texas Tech (11/16/10)
- 10 Thompson, Tristan at ULM (1/20/11)

FIELD GOAL ATT.

- 18 Thompson, Tristan at TROY (1/15/11)
- 18 Thompson, Tristan vs Rice (11/23/10)
- 18 White, Josh vs Texas Tech (11/16/10)

FG PCT (MIN 5 MADE)

- .889 (8-9) Hogans, Kedrick at WKU (2/12/11)
- .889 (8-9) Hogans, Kedrick at SHSU (12/08/10)

3-POINT FG MADE

- 6 Thompson, Tristan at Texas State (11/27/10)
- 6 Johnson, Dominique vs Henderson State (11/12/10)

3-POINT FG ATT.

- 9 Thompson, Tristan at TROY (1/15/11)
- 9 Thompson, Tristan vs UT Arlington (11/30/10)

3-PT FG PCT (MIN 3 MADE)

- 1.000 (5-5) Johnson, Dominique vs Arkansas St (1/22/11)
- 1.000 (3-3) Thompson, Tristan at Denver (1/29/11)

FREE THROWS MADE

- 20 Thompson, Tristan vs Florida Atlantic (3/6/11)
- 13 Thompson, Tristan vs OPSU (12/28/10)
- 13 Thompson, Tristan vs Henderson State (11/12/10)

FREE THROW ATT.

- 20 Thompson, Tristan vs Florida Atlantic (3/6/11)
- 16 Thompson, Tristan vs OPSU (12/28/10)
- 16 Thompson, Tristan vs Henderson St (11/12/10)

FT PCT (MIN 5 MADE)

- 1.000 (20-20) Thompson, Tristan vs FAU (3/6/11)
- 1.000 (8-8) Thompson, Tristan at UALR (3/1/11)
- 1.000 (7-7) Johnson, Dominique at WKU (2/12/11)
- 1.000 (7-7) Thompson, Tristan at MTSU (1/5/11)
- 1.000 (7-7) Thompson, Tristan vs Grambling (12/02/10)
- 1.000 (6-6) Odufuwa, George vs UALR (3/8/11)
- 1.000 (6-6) White, Josh vs South Alabama (2/17/11)
- 1.000 (6-6) Shorter, Shannon at MTSU (1/5/11)
- 1.000 (6-6) Thompson, Tristan vs ULL (1/1/11)
- 1.000 (6-6) White, Josh vs Texas State (12/19/10)
- 1.000 (6-6) Johnson, Dominique vs UTA (11/30/10)
- 1.000 (6-6) Shorter, Shannon vs Rice (11/23/10)
- 1.000 (5-5) Hogans, Kedrick at ULM (1/20/11)
- 1.000 (5-5) Thompson, Tristan at TROY (1/15/11)
- 1.000 (5-5) White, Josh at LSU (12/22/10)

REBOUNDS

- 17 Odufuwa, George vs UALR (3/8/11)
- 16 Odufuwa, George vs Arkansas State (1/22/11)
- 16 Odufuwa, George vs Rice (11/23/10)

ASSISTS

- 7 White, Josh vs Western Kentucky (3/7/11)
- 7 White, Josh at Texas Southern (12/04/10)
- 7 Johnson, Dominique vs UT Arlington (11/30/10)

STEALS

- 4 Odufuwa, George vs Texas Tech (11/16/10)
- 4 White, Josh vs Texas Tech (11/16/10)

BLOCKED SHOTS

- 4 Hogans, Kedrick vs Rice (11/23/10)
- 3 Hogans, Kedrick vs UT Arlington (11/30/10)
- 3 Hogans, Kedrick vs Texas Tech (11/16/10)
- 3 Hogans, Kedrick vs Henderson State (11/12/10)

TURNOVERS

- 6 Odufuwa, George at Texas State (11/27/10)
- 5 Shorter, Shannon vs UALR (3/8/11)
- 5 Edwards, Alonzo at Arkansas State (2/24/11)
- 5 Johnson, Dominique vs Florida Atlantic (2/3/11)
- 5 Odufuwa, George vs Arkansas State (1/22/11)
- 5 Thompson, Tristan vs UALR (12/30/10)
- 5 Thompson, Tristan at LSU (12/22/10)
- 5 Thompson, Tristan vs Jackson State (12/11/10)
- 5 Odufuwa, George at Kansas (11/19/10)
- 5 White, Josh vs Texas Tech (11/16/10)

FOULS

- 5 Hogans, Kedrick at Arkansas State (2/24/11)
- 5 Odufuwa, George at Arkansas State (2/24/11)
- 5 Hogans, Kedrick vs ULM (2/19/11)
- 5 Odufuwa, George at WKU (2/12/11)
- 5 Odufuwa, George vs Florida Atlantic (2/3/11)
- 5 Odufuwa, George at Louisiana (1/27/11)
- 5 Edwards, Alonzo at Louisiana (1/27/11)
- 5 Edwards, Alonzo vs Grambling State (12/02/10)
- 5 Hogans, Kedrick at Texas State (11/27/10)
- 5 Hogans, Kedrick vs Texas Tech (11/16/10)
- 5 Odufuwa, George vs Texas Tech (11/16/10)

↳ TEAM HIGHS

POINTS

- 92 TEXAS TECH (11/16/10)
- 92 HENDERSON STATE (11/12/10)
- 89 GRAMBLING STATE (12/02/10)
- 88 at Louisiana (1/27/11)
- 87 FIU (1/13/11)
- 87 UT ARLINGTON (11/30/10)

FIELD GOALS MADE

- 32 TEXAS TECH (11/16/10)
- 31 vs Western Kentucky (3/7/11)
- 31 at WKU (2/12/11)
- 31 FIU (1/13/11)
- 31 GRAMBLING STATE (12/02/10)

FIELD GOAL ATTEMPTS

- 65 TEXAS TECH (11/16/10)
- 63 at WKU (2/12/11)

FIELD GOAL PERCENTAGE

- .596 (28-47) UALR (12/30/10)
- .574 (27-47) at ULM (1/20/11)

3 PT FIELD GOALS MADE

- 12 UT ARLINGTON (11/30/10)
- 10 HENDERSON STATE (11/12/10)

3 PT FG ATTEMPTS

- 24 UT ARLINGTON (11/30/10)
- 24 HENDERSON STATE (11/12/10)

3 PT FG PERCENTAGE

- .818 (9-11) at Texas State (11/27/10)
- .714 (5-7) at Denver (1/29/11)

FREE THROWS MADE

- 36 HENDERSON STATE (11/12/10)
- 34 vs Florida Atlantic (3/6/11)

FREE THROW ATTEMPTS

- 47 HENDERSON STATE (11/12/10)
- 40 vs Florida Atlantic (3/6/11)

FREE THROW PERCENTAGE

- .933 (14-15) at LSU (12/22/10)
- .850 (34-40) vs Florida Atlantic (3/6/11)
- .850 (17-20) at ULM (1/20/11)

REBOUNDS

- 47 TEXAS TECH (11/16/10)
- 46 UT ARLINGTON (11/30/10)

ASSISTS

- 21 at Sam Houston State (12/08/10)
- 20 TEXAS STATE (12/19/10)

STEALS

- 10 JACKSON STATE (12/11/10)
- 10 TEXAS TECH (11/16/10)

BLOCKED SHOTS

- 6 RICE (11/23/10)
- 6 HENDERSON STATE (11/12/10)

TURNOVERS

- 20 at Arkansas State (2/24/11)
- 19 FLORIDA ATLANTIC (2/3/11)
- 19 JACKSON STATE (12/11/10)
- 19 at Texas State (11/27/10)

FOULS

- 27 at Louisiana (1/27/11)
- 24 FLORIDA ATLANTIC (2/3/11)

13

NORTH TEXAS 83 vs PANHANDLE STATE 62
The Super Pit • Denton, Texas • 12/28/10

Table with columns for player names and statistics (FG-A, 3G-A, FT-A, O, D, T, PF, Pts, A, TO, B, S, Min) for North Texas (11-2) and Aggies (2-10).

Table with columns for player names and statistics (FG-A, 3G-A, FT-A, O, D, T, PF, Pts, A, TO, B, S, Min) for Aggies (2-10) and Totals.

Summary table with columns: 1st, 2nd, Tot, FG%, 3FG%, FT%, Paint Off/To, 2nd, FB, Bench. Includes data for North Texas and Aggies.

Officials: Kelly Groom, Nathan Bemis, Keith Kimble
Attendance: 2,662

IN REVIEW

box scores



14

NORTH TEXAS 81 vs UALR 69
The Super Pit • Denton, Texas • 12/30/10

Table with columns for player names and statistics (FG-A, 3G-A, FT-A, O, D, T, PF, Pts, A, TO, B, S, Min) for North Texas (12-2) and Trojans (8-7).

Table with columns for player names and statistics (FG-A, 3G-A, FT-A, O, D, T, PF, Pts, A, TO, B, S, Min) for Trojans (8-7) and Totals.

Summary table with columns: 1st, 2nd, Tot, FG%, 3FG%, FT%, Paint Off/To, 2nd, FB, Bench. Includes data for North Texas and UALR.

Officials: Brent Hampton, Kyle Neve, Dan Chrisman
Attendance: 3,079

15

NORTH TEXAS 80 vs LOUISIANA-LAFAYETTE 63
The Super Pit • Denton, Texas • 1/1/11

Table with columns for player names and statistics (FG-A, 3G-A, FT-A, O, D, T, PF, Pts, A, TO, B, S, Min) for North Texas (13-2, 2-0) and ULL (2-11, 0-2).

Table with columns for player names and statistics (FG-A, 3G-A, FT-A, O, D, T, PF, Pts, A, TO, B, S, Min) for ULL (2-11, 0-2) and Totals.

Summary table with columns: 1st, 2nd, Tot, FG%, 3FG%, FT%, Paint Off/To, 2nd, FB, Bench. Includes data for North Texas and ULL.

Officials: Steve Olson, Kerry Sitton, Jeb Hartness
Attendance: 2,450

16

NORTH TEXAS 71 at MIDDLE TENNESSEE 78
Murphy Center • Murfreesboro, Tenn. • 1/5/11

Table with columns for player names and statistics (FG-A, 3G-A, FT-A, O, D, T, PF, Pts, A, TO, B, S, Min) for North Texas (13-3, 2-1) and MTSU (6-9, 1-1).

Table with columns for player names and statistics (FG-A, 3G-A, FT-A, O, D, T, PF, Pts, A, TO, B, S, Min) for MTSU (6-9, 1-1) and Totals.

Summary table with columns: 1st, 2nd, Tot, FG%, 3FG%, FT%, Paint Off/To, 2nd, FB, Bench. Includes data for North Texas and Middle Tenn.

Officials: John Heatley, Jason Baker, Mark Chafin
Attendance: 2,382



IN REVIEW

↳ box scores

33

NORTH TEXAS 63 vs UALR 64
Summit Arena • Hot Springs, Ark. • 3/8/11

North Texas (22-11)															
	FG-A	3G-A	FT-A	O	D	T	PF	Pts	A	TO	B	S	Min.		
04 Odufuwa, George.....*	2	10	0	6	6	2	15	17	3	10	1	1	0	38	
10 White, Josh.....*	7	12	1	1	2	3	3	1	4	3	17	5	2	0	38
14 Thompson, Tristan.....*	4	12	2	4	5	6	0	3	3	4	15	2	3	0	28
21 Shorter, Shannon.....*	3	5	1	1	2	2	5	3	8	0	9	0	5	0	33
24 Hogans, Kedrick.....*	4	7	0	0	1	3	1	1	2	3	9	1	3	1	30
01 Johnson, Dominique.....	1	5	1	5	0	0	2	2	4	3	3	1	2	0	23
15 Knox, Ben.....	0	1	0	0	0	0	1	0	1	0	0	1	0	0	6
34 Edwards, Alonzo.....	0	0	0	0	0	0	0	1	1	0	0	0	0	0	4
TEAM.....															
Totals.....	21	52	5	11	16	20	14	26	40	16	63	11	16	1	201
UALR (19-16)															
	FG-A	3G-A	FT-A	O	D	T	PF	Pts	A	TO	B	S	Min.		
05 Louzeiro, Marlon.....*	2	3	0	0	0	0	1	6	7	3	4	0	0	0	24
10 Williams, D'Andre.....*	1	3	1	2	4	4	0	4	4	3	7	4	0	0	25
21 Garcia-Mendoza, Alex.....*	3	9	1	2	0	0	1	1	2	3	7	3	0	2	26
22 Bozeman, Solomon.....*	6	12	1	2	7	8	0	1	1	2	20	3	3	0	31
55 Leeper, Gus.....*	4	8	0	0	2	2	0	2	2	3	10	0	0	2	27
02 Sutherland, Tramar.....	3	4	0	0	0	0	2	0	2	2	6	0	2	0	11
13 Guy, Daylon.....	1	6	0	2	2	2	0	0	0	0	4	4	0	0	18
20 Mouzy, Matt.....	2	8	2	6	0	0	0	2	2	1	6	0	0	0	11
32 Kibi, Eric.....	0	0	0	0	0	0	0	1	1	1	0	0	0	0	7
40 Thornton, Montrell.....	0	2	0	0	0	0	2	1	3	1	0	0	0	0	20
Team.....															
Totals.....	22	55	5	14	15	16	7	19	26	19	64	14	5	4	201

	1st	2nd	Tot	FG%	3FG%	FT%	Paint	Off/To	2nd	FB	Bench
North Texas	32	31	63	40.4	45.5	80.0	24	8	11	0	3
UALR	32	32	64	40.0	35.7	93.8	16	19	8	0	16

Officials: Ray Natilli, Pat Adams, Gary Maxwell
Attendance: 4707



1

Kenneth Lyons

Forward

6-7 ▶ 210

Fort Worth, TX ▶ (Trimble Tech HS)

Season	G	FG-FGA	FG%	FT-FTA	FT%	PTS	AVG
1979-80	27	196-430	.456	86-139	.619	478	17.7
1980-81	27	195-377	.517	108-164	.659	498	18.4
1981-82	27	232-432	.537	123-176	.700	587	21.7
1982-83	30	282-533	.529	164-229	.716	728	24.3
Totals	111	905-1772	.511	481-708	.679	2,291	20.6

2

Chris Davis

Guard

6-6 ▶ 225

Dallas, TX ▶ (Kimball HS)

Season	G	FG-FGA	FG%	FT-FTA	FT%	PTS	AVG
1999-00	27	203-536	.379	104-150	.693	587	21.7
2000-01	28	178-442	.403	110-176	.625	504	18.0
2001-02	29	217-453	.479	173-228	.759	653	22.5
2002-03	26	157-367	.428	153-199	.769	494	19.0
Totals	110	755-1798	.427	540-753	.717	2,238	20.3

3

Jesse Ratliff

Forward

6-6 ▶ 190

Biloxi, MS ▶ (Biloxi HS)

Season	G	FG-FGA	FG%	FT-FTA	FT%	PTS	AVG
1990-91	30	156-315	.495	84-121	.694	400	13.3
1991-92	29	198-400	.495	144-205	.702	559	19.3
1992-93	26	207-493	.420	127-171	.743	601	23.1
1993-94	29	208-394	.528	142-212	.670	570	19.7
Totals	114	769-1602	.480	497-709	.701	2,130	18.7

4

Josh White

Guard

5-10 ▶ 175

Baton Rouge, La. ▶ (Christian Life Academy)

Season	G	FG-FGA	FG%	FT-FTA	FT%	PTS	AVG
2007-08	29	116-254	.457	123-145	.848	404	13.9
2008-09	32	113-289	.391	96-106	.906	361	11.3
2009-10	33	135-325	.415	152-185	.822	479	14.5
2010-11	32	135-309	.437	114-135	.844	424	13.3
Totals	126	499-1,177	.424	485-571	.849	1,668	13.2

5

Tristan Thompson

Guard

6-5 ▶ 193

Angleton, TX ▶ (Brewster Academy)

Season	G	FG-FGA	FG%	FT-FTA	FT%	PTS	AVG
2007-08	30	56-133	.421	59-74	.797	193	6.4
2008-09	32	107-248	.431	117-148	.791	365	11.4
2009-10	33	142-330	.430	133-162	.821	478	14.5
2010-11	33	158-344	.459	211-253	.834	593	18.0
Totals	128	463-1,055	.439	520-637	.816	1,629	12.7

6

Fred Mitchell

Forward

6-7 ▶ 210

Amarillo, TX ▶ (Palo Duro HS)

Season	G	FG-FGA	FG%	FT-FTA	FT%	PTS	AVG
1974-75	25	51-125	.408	30-45	.667	132	5.3
1975-76	26	189-360	.525	61-82	.744	439	16.9
1976-77	27	214-450	.476	69-92	.750	497	18.4
1977-78	28	189-412	.459	92-130	.708	470	16.8
Totals	106	643-1347	.477	252-349	.722	1,538	14.5



RECORDS

↳ 1,000 point club

7

Fred Hopkins

Center

6-6 ▶ 215
Krum, TX ▶ (Krum HS)

Season	G	FG-FGA	FG%	FT-FTA	FT%	PTS	AVG
1952-53	23	44-NA	NA	43-92	.467	131	5.7
1953-54	27	139-287	.484	121-192	.630	399	14.4
1954-55	24	178-348	.512	160-275	.579	516	21.5
1955-56	21	160-294	.544	169-262	.645	489	23.3
Totals	95	421-NA	NA	493-821	.600	1,535	16.2

8

Tony Worrell

Forward

6-6 ▶ 225
Goldsboro, NC ▶ (Goldsboro HS)

Season	G	FG-FGA	FG%	FT-FTA	FT%	PTS	AVG
1984-85	28	51-143	.357	35-62	.565	129	4.8
1985-86	27	80-176	.455	63-90	.700	223	8.3
1986-87	28	196-413	.475	118-168	.702	559	20.0
1987-88	30	205-468	.438	144-210	.686	605	20.2
Totals	113	532-1200	.443	360-530	.679	1,516	13.4

9

John Savage

Forward

6-5 ▶ 200
Detroit, TX ▶ (Detroit HS)

Season	G	FG-FGA	FG%	FT-FTA	FT%	PTS	AVG
1961-62	26	196-448	.438	114-172	.663	506	19.5
1962-63	24	184-389	.473	107-161	.665	475	19.8
1963-64	24	172-383	.449	98-144	.681	442	18.3
Totals	74	552-1,220	.453	319-477	.669	1,423	19.2

10

Leonard Hopkins

Guard

6-3 ▶ 190
Dallas, TX ▶ (Lincoln HS)

Season	G	FG-FGA	FG%	FT-FTA	FT%	PTS	AVG
2001-02	28	103-245	.304	83-104	.798	323	11.5
2002-03	9	36-90	.400	27-36	.750	114	12.7
2003-04	28	118-302	.391	113-138	.819	391	14.0
2004-05	28	156-409	.381	151-176	.858	508	18.1
Totals	96	414-1,047	.395	376-456	.825	1,340	13.9

11

Melvin Davis

Forward

6-8 ▶ 220
Greenville, TX ▶ (Greenville HS)

Season	G	FG-FGA	FG%	FT-FTA	FT%	PTS	AVG
1974-75	22	75-159	.472	22-33	.667	172	7.8
1975-76	26	112-229	.489	46-62	.742	270	10.4
1976-77	27	203-392	.518	60-86	.698	466	17.3
1977-78	24	160-338	.473	78-104	.750	398	16.6
Totals	99	550-1,118	.492	206-285	.722	1,306	13.2

12

Calvin Watson

Guard

6-5 ▶ 215
Houston, TX ▶ (Madison HS)

Season	G	FG-FGA	FG%	FT-FTA	FT%	PTS	AVG
2003-04	17	50-120	.417	16-30	.533	141	8.3
2004-05	28	97-234	.415	70-89	.787	315	11.3
2005-06	27	96-234	.410	30-43	.698	264	9.8
2006-07	34	183-427	.429	77-117	.658	533	15.7
Totals	106	426-1,015	.419	193-279	.692	1,253	11.8



13

David Miller

Forward

6-5 ▶ 220
Lancaster, TX ▶ (Lancaster HS)

Season	G	FG-FGA	FG%	FT-FTA	FT%	PTS	AVG
1994-95	27	104-210	.495	54-106	.509	263	9.7
1995-96	28	131-266	.492	91-159	.582	355	12.7
1996-97	26	100-223	.448	67-106	.632	270	10.4
1997-98	26	114-291	.392	72-101	.713	319	12.3
Totals	107	449-990	.453	284-472	.601	1,207	11.3

14

Willie Davis

Forward

6-7 ▶ 210
Fort Worth, TX ▶ (Trimble Tech HS)

Season	G	FG-FGA	FG%	FT-FTA	FT%	PTS	AVG
1964-65	26	137-319	.429	146-224	.652	420	16.2
1965-66	16	101-206	.490	76-115	.661	278	17.4
1966-67	25	99-245	.404	70-114	.614	268	10.7
1967-68	9	72-135	.533	56-79	.709	200	22.2
Totals	76	409-905	.452	348-532	.654	1,166	15.3

15

Jim Mudd

Forward

6-7 ▶ 195
Freeburg, IL ▶ (Moberly JC)

Season	G	FG-FGA	FG%	FT-FTA	FT%	PTS	AVG
1958-59	24	194-489	.396	126-193	.650	514	21.4
1959-60	24	212-576	.368	181-260	.700	605	25.2
Totals	48	406-1065	.381	307-453	.678	1,119	23.3

16

Joe Hamilton

Guard

5-10 ▶ 155
Lexington, KY ▶ (Christian College of SW)

Season	G	FG-FGA	FG%	FT-FTA	FT%	PTS	AVG
1968-69	25	209-451	.463	93-112	.830	511	20.4
1969-70	26	226-541	.418	129-160	.806	581	22.3
Totals	51	435-992	.439	222-272	.816	1,092	21.4

17

Joe Manning

Guard

6-3 ▶ 170
Pontiac, MI ▶ (Oklahoma City Univ.)

Season	G	FG-FGA	FG%	FT-FTA	FT%	PTS	AVG
1977-78	28	165-375	.440	61-72	.847	391	14.0
1978-79	27	305-612	.498	89-112	.795	699	25.9
Totals	55	470-987	.476	150-184	.815	1,090	19.8

18

Deon Hunter

Guard

5-9 ▶ 170
Dallas, TX ▶ (South Oak Cliff HS)

Season	G	FG-FGA	FG%	FT-FTA	FT%	PTS	AVG
1986-87	28	89-235	.379	29-53	.547	245	8.8
1987-88	26	95-262	.363	35-73	.480	267	10.3
1988-89	28	170-409	.416	102-150	.680	500	17.9
Totals	82	354-906	.390	166-276	.601	1,012	12.3

19

David Vasher

Guard

6-2 ▶ 170
Dallas, TX ▶ (Wilmer-Hutchins HS)

Season	G	FG-FGA	FG%	FT-FTA	FT%	PTS	AVG
1978-79	24	53-130	.408	22-34	.647	128	5.3
1979-80	26	83-185	.449	23-37	.622	189	7.3
1980-81	25	137-284	.482	32-49	.653	306	12.2
1981-82	27	173-360	.481	33-50	.660	379	14.0
Totals	102	446-959	.465	110-170	.647	1,002	9.8



RECORDS

↳ career scoring club

20 RUBIN RUSSELL 6-2, 170, G, Ft. Worth, TX (Terrell HS)

Years	G	FG-FGA	FG%	FT-FTA	FT%	PTS	AVG
1965-67	50	413-935	.442	170-242	.702	996	19.9

21 DAVID BURNS 6-4, 200, F, Washington, MO (Washington HS)

Years	G	FG-FGA	FG%	FT-FTA	FT%	PTS	AVG
1962-65	74	397-883	.450	196-258	.760	990	13.4

22 DELONTE TAYLOR 6-4, 210, G, Washington D.C. (Wilson HS)

Years	G	FG-FGA	FG%	FT-FTA	FT%	PTS	AVG
1980-82	54	396-854	.463	176-235	.749	968	17.9

23 PAT KELLEY

Years	G	FG-FGA	FG%	FT-FTA	FT%	PTS	AVG
1950-53	70	316-NA	NA	322-585	.550	954	13.6

24 GEORGE ODUFUWA 6-8, 240, F, Dallas, TX (Arizona State)

Years	G	FG-FGA	FG%	FT-FTA	FT%	PTS	AVG
2009-11	97	343-631	.544	246-390	.631	932	9.6

25 BOBBY IVERSON 6-6, 205, F, Tulsa, OK (Webster HS)

Years	G	FG-FGA	FG%	FT-FTA	FT%	PTS	AVG
1972-74	51	380-757	.502	171-237	.722	931	18.3

26 CREST WHITAKER 6-2, 180, G, Jacksonville, IL (S. Illinois)

Years	G	FG-FGA	FG%	FT-FTA	FT%	PTS	AVG
1968-70	48	357-760	.470	196-271	.723	910	19.0

27 QUINCY WILLIAMS 6-8, 230, F, Forest Park, OK (Carl Albert HS)

Years	G	FG-FGA	FG%	FT-FTA	FT%	PTS	AVG
2004-08	120	355-718	.494	197-323	.609	909	7.57

28 TERRY BAILEY 6-8, 230, F, Crandall, TX (Henderson Co. JC)

Years	G	FG-FGA	FG%	FT-FTA	FT%	PTS	AVG
1974-76	52	364-626	.581	179-252	.710	907	17.4

29 AL SHUMATE 6-5, 200, F, Los Angeles, CA (Hamilton HS)

Years	G	FG-FGA	FG%	FT-FTA	FT%	PTS	AVG
1969-71	51	345-678	.509	210-329	.638	900	17.6

30 WAYMOND LISTER 6-3, 185, G, Dallas, TX (South Oak Cliff HS)

Years	G	FG-FGA	FG%	FT-FTA	FT%	PTS	AVG
1975-79	106	394-898	.439	101-170	.594	889	8.4

31 RONNIE MORGAN 6-8, 255, C, Dallas, TX (South Oak Cliff HS)

Years	G	FG-FGA	FG%	FT-FTA	FT%	PTS	AVG
1987-90	58	356-681	.523	176-307	.573	888	15.3

↳ 700-Point Season

Player	Games	Points	Avg.
Kenneth Lyons (1982-83)	30	728	24.3

↳ 600-Point Seasons

Jon Manning (1978-79)	27	699	25.9
Chris Davis (2001-02)	29	653	22.5
Donnell Hayden (1990-91)	28	627	22.4
Jim Mudd (1959-60)	24	605	25.2
Tony Worrell (1987-88)	30	605	20.2
Jesse Ratliff (1992-93)	26	601	23.1

↳ 500-Point Seasons

Tristan Thompson (2010-11)	33	593	18.0
Kenneth Lyons (1981-82)	27	587	21.7
Chris Davis (1999-2000)	27	587	21.7
Joe Hamilton (1969-70)	26	581	22.3
Jesse Ratliff (1993-94)	29	570	19.7
Tony Worrell (1986-87)	28	559	20.0
Jesse Ratliff (1991-92)	29	559	19.3
Bobby Iverson (1973-74)	26	548	21.1
Rubin Russell (1966-67)	25	539	21.6
Calvin Watson (2006-07)	34	533	15.7
Fred Hopkins (1954-55)	24	516	21.5
Jim Mudd (1958-59)	24	514	21.4
Joe Hamilton (1968-69)	25	511	20.4
Leonard Hopkins (2004-05)	28	508	18.1
John Savage (1961-62)	26	506	19.5
Chris Davis (2000-01)	28	504	18.0
Terry Bailey (1975-76)	26	501	19.3
Crest Whitaker (1968-69)	25	500	20.0
Deon Hunter (1988-89)	28	500	17.9

↳ 400-Point Seasons

Kenneth Lyons (1980-81)	27	498	18.4
Delonte Taylor (1980-81)	27	498	18.1
Fred Mitchell (1976-77)	27	497	18.4
Chris Davis (2002-03)	26	494	19.0
Al Shumate (1969-70)	25	494	19.8
Deginald Erskin (1999-00)	26	491	18.9
Fred Hopkins (1955-56)	21	489	23.3
Josh White (2009-10)	33	479	14.5
Tristan Thompson (2009-10)	33	478	14.5
Kenneth Lyons (1979-80)	27	478	17.7
Delonte Taylor (1981-82)	27	478	17.7
John Savage (1962-63)	24	475	19.8
Fred Mitchell (1977-78)	28	470	16.8
Kendrick Davis (2005-06)	28	469	16.8
Melvin Davis (1976-77)	27	466	17.3
Ardie Dixon (1961-62)	26	458	17.6
Rubin Russell (1965-66)	25	457	18.3
Ronnie Morgan (1987-88)	30	447	14.9
John Savage (1963-64)	24	442	18.3
Fred Mitchell (1975-76)	26	439	16.9
Bennie Rutherford (1949-50)	26	438	16.8
Stan Blackmon (1973-74)	26	434	16.7
Lee Winfield (1967-68)	26	429	16.6
Waymond Lister (1978-79)	27	428	15.9
Josh White (2010-11)	32	424	13.3
Willie Davis (1964-65)	26	420	16.2
Michael Sturns (2006-07)	34	411	12.1
Crest Whitaker (1969-70)	23	410	17.8
John Moody (1972-73)	25	410	16.4
Al Shumate (1969-70)	26	406	15.6
Terry Bailey (1974-75)	26	406	15.6
Josh White (2007-08)	29	404	13.9
Vincente Green (1984-85)	28	403	14.4
Jesse Ratliff (1990-91)	30	400	13.3



↳ Points

Game 47 - Kenneth Lyons (vs. Louisiana Tech, 3/10/83)
Season 728 - Kenneth Lyons (728, 24.3 avg.)
Career 2,291 - Kenneth Lyons (1979-83, 20.6 avg.)

↳ Field Goals

Game 18 - Rubin Russell (vs. Bradley, 2/10/66)
 18 - Stan Blackmon (vs. Chicago St., 1/14/74)
Season 305 - Jon Manning (1978-79)
Career 905 - Kenneth Lyons (1979-83)

↳ Field Goal Attempts

Game 32 - Jon Manning (vs. Baylor, 12/4/78)
Season 612 - Jon Manning (1978-79)
Career 1,825 - Chris Davis (1999-03)

↳ Field Goal Percentage

Game 1.000 - David Miller (10-10 vs. Sam Houston St., 1/28/95)
 1.000 - Adam McCoy (8-8 vs. Arkansas State, 3/05/08)
 1.000 - George Odufuwa (7-7 vs. UALR, 2/20/10)
 1.000 - Tristan Thompson (6-6 vs. Sam Houston State, 12/3/08)
 1.000 - Quincy Williams (6-6 vs. Louisiana-Monroe, 3/04/07)
 1.000 - Quincy Williams (6-6 vs. Nicholls State, 12/09/06)
 1.000 - Justin Howerton (6-6 vs. Angelo State, 12/19/05)
Season .628 - Lowell Myrie (1990-91)
Career .585 - John Horrocks (1981-83)

↳ 3-Point Field Goals

Game 8 - Joe Ervin (vs. Arkansas, 12/30/98)
 8 - Chad Elstun (vs. Nicholls St., 2/3/94)
 8 - Tony Worrell (vs. St. Mary's, 12/23/86)
 8 - Ray Schufford (vs. Sam Houston St., 2/22/90)
Season 90 - Calvin Watson (2006-07)
Career 208 - Calvin Watson (2003-07)

↳ 3-Point Field Goal Attempts

Game 17 - Joe Ervin (vs. Long Beach St., 1/16/99)
Season 229 - Chris Davis (1999-00)
Career 613 - Chris Davis (1999-03)

↳ 3-Point Field Goal Percentage

Game 1.000 - Dominique Johnson (vs. Arkansas State, 1/22/11; 5-5)
 1.000 - Adam McCoy (vs. Arkansas State, 3/05/08; 5-5)
 1.000 - Leonard Hopkins (vs. Weber St., 12/6/02; 5-5)
Season .458 - Josh White (2007-08; 123-145)
Career .431 - George King (1993-96)

↳ Free Throws

Game 20 - Tristan Thompson (vs. Florida Atlantic, 3/6/11)
Season 211 - Tristan Thompson (2010-11)
Career 541 - Chris Davis (1999-03)

↳ Free Throw Attempts

Game 22 - Jermaine Green (vs. South Alabama, 2/9/02)
Season 275 - Fred Hopkins (1954-55)
Career 821 - Fred Hopkins (1952-56)

↳ Free Throw Percentage

Game 1.000 - Tristan Thompson (vs. Florida Atlantic, 3/6/11; 20-20)
 1.000 - Tristan Thompson (vs. Louisiana-Lafayette, 2/7/09; 13-13)
 1.000 - Dexter Tennell (vs. New Mexico St., 2/20/99; 13-13)
 1.000 - Josh White (vs. Oklahoma St., 11/17/08; 10-10)
 1.000 - Michael Sturns (vs. Texas State, 11/25/06; 10-10)
 1.000 - Tristan Thompson (vs. Kansas State, 3/18/10; 10-10)
Season .906 - Josh White (2008-09; 96-106)
Career .871 - Garland Bailey (1963-64; 189-209)

↳ Rebounds

Game 29 - Ken Williams (vs. Lamar, 1/18/78)
Season 411 - Ken Williams (1977-78)
Career 1,095 - Ken Williams (1974-78)

↳ Assists

Game 19 - Pat Hicks (vs. Loyola Marymount, 12/22/81)
Season 208 - Walter Johnson (1976-77)
Career 526 - Pat Hicks (1979-83)

↳ Blocked Shots

Game 8 - Shawnson Johnson (vs. New Orleans, 3/7/04)
 8 - Jason Miller (vs. New Mexico St., 1/24/01)
Season 69 - Shawnson Johnson (2003-04)
Career 119 - Jeffrey Simpson (2004-06)

↳ Steals

Game 9 - Donnell Hayden (vs. Texas Southern, 12/3/90)
Season 86 - Donnell Hayden (1990-91)
Career 151 - Jesse Ratliff (1990-94)



RECORDS

↳ single-game records

↳ Scoring

- 47Kenneth Lyons vs. Louisiana Tech, 3/10/83
- 45 Jesse Ratliff vs. UT-San Antonio, 2/24/94
- 44 Jim Mudd, vs. Hardin Simmons, 1/25/60
- 44Donnell Hayden vs. Nicholls State, 12/5/90
- 41 Stan Blackmon vs. Chicago State, 1/16/74
- 41 Jon Manning vs. Baylor, 12/4/78
- 41 Garland Bailey vs. Cincinnati, 2/29/94
- 40 Fred Hopkins vs. Trinity, 2/20/56
- 40 Jim Mudd vs. Tulsa, 2/16/59
- 40 Rubin Russell vs. Louisville, 2/19/66
- 40 Jesse Ratliff vs. Nicholls State, 1/25/92
- 40Adam Smith vs. Texas-San Antonio, 3/4/95
- 40 Deginald Erskin vs. Nevada, 2/25/99
- 39 Jon Manning vs. West Texas St., 12/13/78
- 39 Rubin Russell vs. Bradley, 2/10/66
- 38 Kenneth Lyons vs. Samford, 12/28/82
- 38 Jesse Ratliff vs. South Alabama, 12/12/92
- 37 Jim Mudd vs. West Texas State, 12/18/59
- 37 Rubin Russell vs. Bradley, 2/24/66
- 37 Jon Manning vs. Centenary, 1/15/79
- 37 Jesse Ratliff vs. Northwestern State, 2/8/93
- 37 Chris Davis vs. UL Lafayette, 2/22/01
- 36 Jim Mudd vs. Wichita State, 2/1/60
- 36 John Savage vs. Bradley, 1/5/63
- 36 Crest Whitaker vs. Drake, 1/30/69
- 36 John Moody vs. NE Louisiana, 12/29/72
- 36 Earl King vs. Bradley, 2/18/75
- 36 Delonte Taylor vs. Loyola Mary., 12/22/81
- 36 Wendall Williams vs. NW State, 2/25/89
- 36 Donnell Hayden vs. Alcorn State, 11/27/90
- 36 Donnell Hayden vs. Hawaii, 12/21/90
- 36 Tristan Thompson vs. Florida Atlantic, 3/6/11
- 35 Carl Miller vs. Tulsa, 2/25/65
- 35 Joe Hamilton vs. Denver, 12/17/68
- 35 Joe Hamilton vs. Tulsa, 1/27/70
- 35 Glenroy Ferguson vs. TCU, 12/3/86
- 35 Tony Worrell vs. Alcorn State, 1/3/87
- 35 Jesse Ratliff vs. Texas Tech, 1/6/93
- 35 Adam Smith vs. E. Texas Baptist, 12/18/94
- 35 Deginald Erskin vs. Utah State, 2/27/99
- 35 Chris Davis vs. Wyoming, 1/8/00
- 35 Josh White vs. UT Arlington, 11/18/09
- 34 Joe Hamilton vs. Wyoming, 12/6/69
- 34 Al Shumate vs. Nicholls State, 1/11/71
- 34 Fred Mitchell vs. SMU, 1/22/77
- 34 Jon Manning vs. Portland State, 2/5/79
- 34 Kenneth Lyons vs. UT Arlington, 1/15/83
- 34 Jesse Ratliff vs. Texas Tech, 12/4/92
- 34 Jesse Ratliff vs. NE Louisiana, 3/5/94
- 34 Adam Smith vs. SW Texas State, 2/26/94
- 34 Collin Dennis vs. Troy, 2/16/08
- 33 Fred Hopkins vs. Trinity, 1/29/55
- 33 Ardie Dixon vs. Air Force, 12/16/1961
- 33 Carl Jones vs. Baylor, 12/9/75
- 33 Melvin Davis vs. UT Arlington, 1/21/78
- 33 Donnell Hayden vs. LBSU, 11/24/90
- 33 Jason Miller vs. A&M-Kingsville, 12/19/00
- 32 Chris Davis vs. Florida Int'l, 3/1/02
- 32 Chris Davis vs. Houston, 12/2/01
- 32 Chris Davis vs. Nevada, 2/5/00
- 32 Pat Kelley vs. Midwestern, 2/7/52
- 32 Dave Burns vs. Bradley, 2/15/64
- 32 Tony Worrell vs. SW Louisiana, 1/31/87
- 32 Rubin Russell vs. Cincinnati, 2/18/67
- 32 Joe Hamilton vs. Memphis, 2/14/70
- 32 Bobby Iverson vs. Tulsa, 1/19/74
- 32Bobby Iverson vs. Wayland Baptist, 12/8/73
- 32 Terry Bailey vs. SMU, 1/20/76
- 32 Josh White vs. Texas Tech, 11/16/10
- 31 Willie Davis vs. Louisville, 2/13/68
- 31 Joe Hamilton vs. Drake, 1/30/69
- 31 Earl King vs. Niagara, 12/26/74
- 31 Jon Manning vs. Illinois State, 2/22/79

- 31 Kenneth Lyons vs. Lamar, 1981/82
- 31 Kenneth Lyons vs. UT Arlington, 2/10/83
- 31 Ardie Dixon vs. St. Louis, 1/11/62
- 31 Fred McDade vs. Oral Roberts, 2/26/83
- 31 Tony Worrell vs. St. Mary's, 12/23/86
- 31 Tony Worrell vs. Nevada, 12/29/86
- 31Donnell Hayden vs. Texas Southern, 12/3/90
- 31 Jesse Ratliff vs. South Alabama, 12/17/91
- 31Jesse Ratliff vs. Northeast Louisiana, 2/1/92
- 31 Dyalan Beamon vs. Nevada, 12/21/92
- 30 Dave Burns vs. Oklahoma City, 1/11/64
- 30 Ephriam McDaniel vs. S. Miss., 12/4/71
- 30Al Shumate vs. Northeast Louisiana, 2/22/71
- 30 Bobby Iverson vs. TCU, 12/4/73
- 30 Kenneth Lyons vs. Southwestern, 11/27/81
- 30 Fred Mitchell vs. TCU, 12/11/76
- 30 Tony Worrell vs. Alcorn State, 1/14/88
- 30 Deon Hunter vs. McNeese State, 2/2/89
- 30 Jesse Ratliff vs. Northwestern State, 1/2/93
- 30 Jesse Ratliff vs. SMU, 12/7/93
- 30 George King vs. Nicholls State, 2/3/94
- 30 Deginald Erskin vs. Idaho, 2/12/00
- 30 Chris Davis vs. Western Kentucky, 2/8/03
- 30 Collin Dennis vs. Arkansas State, 1/10/08
- 30 Tristan Thompson vs. ULM, 1/20/11

↳ Field Goals

- 18 Rubin Russell vs. Bradley, 2/10/66
- 18 Stan Blackmon vs. Chicago State, 1/14/74
- 18Donnell Hayden vs. Nicholls State, 12/5/90
- 17 Jim Mudd vs. Hardin-Simmons, 1/23/60
- 17 John Savage vs. Bradley, 1/15/63
- 17 Jon Manning vs. Baylor, 1/14/78
- 17 Jon Manning vs. Portland State, 2/5/79
- 17 Delonte Taylor vs. Loyola Mary., 1/22/81
- 17Kenneth Lyons vs. Louisiana Tech, 3/10/83

↳ 3-Point Field Goals

- 8 Tony Worrell vs. St. Mary's, 12/23/86
- 8Ray Schufford vs. Sam Houston St., 2/22/90
- 8 Chad Elstun vs. Nicholls St., 2/3/94
- 8 Joe Ervin vs. Arkansas, 12/30/98
- 7 Jesse Ratliff vs. NW Louisiana, 2/8/90
- 7 George King vs. Alabama, 12/2/95
- 7Chad Elstun vs. Mary Hardin-Baylor, 11/25/96
- 7 Robert Washington vs. UAB, 12/4/97
- 7 Chris Davis vs. Nevada, 2/5/00
- 6 Pooh Davis vs. UC Irvine, 1/8/98
- 6 Joe Ervin vs. Long Beach St., 1/16/99
- 6 Jerome Rogers vs. SMU, 11/29/02
- 6Calvin Watson vs. UT-Pan American, 12/11/04
- 6Kendrick Davis vs. Troy, 1/26/06
- 6Calvin Watson vs. Troy, 2/23/06
- 6Kendrick Davis vs. Troy, 2/23/06
- 6Calvin Watson vs. Florida Atlantic, 1/20/07
- 6Calvin Watson vs. Arkansas State, 2/22/07
- 6Kendrick Davis vs. Louisiana-Lafayette, 2/28/07
- 6Calvin Watson vs. Arkansas State, 3/06/07
- 6 Josh White vs. Texas, 12/05/07
- 6 Collin Dennis vs. Arkansas State, 2/23/08
- 6Tristan Thompson vs. FIU, 12/20/09
- 6Tristan Thompson vs. UALR, 12/31/09
- 6Dominique Johnson vs. Henderson State, 11/12/10
- 6Tristan Thompson vs. Texas State, 11/27/10

↳ Free Throws

- 20 Tristan Thompson vs. Florida Atlantic, 3/6/11
- 19 Jackie Pierce vs. Hardin Simmons, 1/31/57
- 17 Fred Hopkins vs. Austin College, 1/6/56
- 16 Jim Mudd vs. Wichita State, 2/1/56
- 16 Pat Kelley vs. Southern Mississippi, 2/13/54
- 16 Jesse Ratliff vs. Nicholls State, 1/25/92
- 15 Jim Mudd vs. West Texas State, 1/18/59
- 15Kenneth Lyons vs. Louisiana Tech, 3/10/83
- 15 Jermaine Green vs. South Alabama, 2/9/02
- 15 Josh White vs. UT Arlington, 11/18/09
- 14 Willie Davis vs. Trinity, 12/4/54
- 14 Tom Hooper vs. Tinity, 1/8/55
- 14 Fred Hopkins vs. Austin College, 2/21/55
- 14 Fred Mitchell vs. Creighton, 1/12/75

↳ Rebounds

- 29 Ken Williams vs. Lamar, 1/18/78
- 26 Willie Davis vs. Oklahoma City, 1/20/65
- 25 Ken Williams vs. Texas-Arlington, 1/12/77
- 24 George Odufuwa vs. Cameron, 11/13/09
- 22 Willie Davis vs. Louisville, 2/6/65
- 22 Ronnie Morgan vs. S. Mississippi, 1/19/87
- 22 Jesse Ratliff vs. Nicholls State, 1/25/92
- 22 Thomas Gipson vs. SW Texas St., 2/10/92
- 21 Al Shumate vs. UNLV, 1/22/69
- 21 Stan Blackmon vs. SMU, 1/9/74
- 21 Ken Williams vs. Texas-Arlington, 1/21/78
- 21Shawnson Johnson vs. New Orleans, 3/7/04
- 20 Jim Mudd vs. Oklahoma City, 12/15/59
- 19 Quincy Williams vs. Indiana State, 11/17/07
- 19Wendell Williams vs. NE Louisiana, 2/23/89
- 19 Ronnie Morgan vs. Nebraska, 12/2/88
- 18 Kenneth Lyons vs. Pan American, 1/24/80
- 18 Javan Dupree vs. S. Mississippi, 11/25/83
- 18Charles Washington vs. Alabama, 11/18/97
- 18 George Odufuwa vs. Troy, 1/29/09
- 17 Jim Mudd vs. McMurry, 12/6/58
- 17 Ardie Dixon vs. West Texas State, 12/17/60
- 17 Ardie Dixon vs. Oklahoma City, 2/13/61
- 17 Doug Schindler vs. S. Houston St., 1/28/89
- 17 Thomas Gipson vs. W. Texas St., 1/16/92
- 17 Jesse Ratliff vs. UT San Antonio, 2/25/93
- 17 Charles Washington vs. Texas, 11/22/97
- 17 Eric Tramiel vs. ULM, 3/7/10
- 17 George Odufuwa vs. Troy, 3/9/10
- 17 George Odufuwa vs. UALR, 3/8/11
- 16 Kenneth Lyons vs. Southwestern, 11/27/81
- 16 Kenneth Lyons vs. UT Arlington, 1/15/83
- 16Wendell Williams vs. NE Louisiana, 1/21/89
- 16 Jesse Ratliff vs. South Alabama, 12/12/92
- 16 Jesse Ratliff vs. Sam Houston St., 2/18/93
- 16 George Odufuwa vs. Rice, 11/23/10
- 16 George Odufuwa vs. Arkansas State, 1/22/11

↳ Blocked Shots

- 8 Jason Miller vs. New Mexico St., 1/24/01
- 8Shawnson Johnson vs. New Orleans, 3/7/04
- 7 Deginald Erskin vs. Arkansas, 12/30/98
- 7Jeffrey Simpson vs. Middle Tenn., 2/09/06
- 6Jeffrey Simpson vs. New Mexico St., 1/8/05
- 6 Jeffrey Simpson vs. New Orleans, 1/27/05
- 5 Thomas Gipson vs. Houston, 11/30/91
- 5 Thomas Gipson vs. West Texas, 1/16/92
- 5 Will Smith vs. A&M-Kingsville, 1/12/02
- 5 S. Johnson vs. St. Bonaventure, 12/20/03
- 5 Shawnson Johnson vs. Indiana, 12/29/03
- 5 S. Johnson vs. UT-Pan American, 1/8/04
- 5 Jeffrey Simpson vs. UALR, 3/03/06



- 5 Jeffrey Simpson vs. UT-Pan American, 2/15/06
- 5 Jeffrey Simpson vs. UT-Permian Basin, 12/28/05
- 4 Thomas Gipson vs. Baylor, 12/30/91
- 4 Thomas Gipson vs. UTSA, 3/2/92
- 4 Brandon Gilbert vs. N. Mexico St., 1/26/00
- 4 Jason Miller vs. New Orleans, 2/14/01
- 4 Jeffrey Simpson vs. Chattanooga, 12/29/04
- 4 Jeffrey Simpson vs. Denver, 1/13/05
- 4 Jeffrey Simpson vs. UL Lafayette, 2/19/05
- 4 Rich Young vs. Nicholls State, 12/9/06
- 4 Quincy Williams vs. Denver, 12/30/06
- 4 Quincy Williams vs. Arkansas State, 1/10/08
- 4 Kedrick Hogans vs. Oklahoma St., 11/17/08
- 4 Eric Tramiel vs. Sam Houston St., 11/20/08
- 4 George Odufuwa vs. FIU, 12/20/09
- 4 Kedrick Hogans vs. Rice, 11/23/10

↳ Steals

- 9 Donnell Hayden vs. Tx. Southern, 12/3/90
- 9 Pat Nash vs. South Alabama, 12/17/91
- 6 Kevie Gulley vs. Northwestern St., 3/6/90
- 6 Donnell Hayden vs. Alcorn St., 11/27/90
- 6 Jesse Ratliff vs. SW Texas St., 2/7/91
- 6 Pat Nash vs. Baylor, 12/30/91
- 6 Eric Jackson vs. Sam Houston St., 1/23/93
- 6 Charles Washington vs. UCSB, 2/19/98
- 6 Deginald Erskin vs. Buffalo, 12/11/99
- 6 Kenneth Mangrum vs. A&M-CC, 12/2/00
- 6 Lee Green vs. Lipscomb, 12/19/01
- 6 Jermaine Green vs. Indiana, 12/1/02
- 6 Isaac Hines vs. Arkansas St., 1/22/05

↳ Assists

- 19 Pat Hicks vs. Loyola Marymount, 12/22/81
- 16 Pat Hicks vs. Pan American, 2/27/82
- 15 Weasel Johnson vs. TCU, 12/11/76
- 13 Terence White vs. A&M-CC, 12/2/00
- 12 Deon Alexander vs. Southwestern (KS), 2/25/87
- 12 Charles Kearney vs. NW (La.) St., 2/8/93
- 12 Calvin Williams vs. Nevada, 1/30/99
- 11 Ricky Roberson vs. NE Louisiana, 3/10/88
- 11 Tom Etchison vs. NE Louisiana, 3/5/94
- 11 Calvin Williams vs. Utah St., 1/28/99
- 11 Calvin Williams vs. Wyoming, 1/8/00
- 10 Pat Hicks vs. Southern Miss., 1/24/81
- 10 Pat Nash vs. South Alabama, 12/17/91
- 10 Royce Johnson vs. SFA, 1/21/93
- 10 Jesse Ratliff vs. Sam Houston St., 2/18/93
- 10 Tom Etchison vs. NW (La.) St., 2/17/94
- 10 Calvin Williams vs. Pacific, 1/20/00
- 10 Terence White vs. Texas A&M, 11/20/00



RECORDS

↳ single-season records

↳ Points

1.	728	Kenneth Lyons	1982-83
2.	699	Jon Manning	1978-79
3.	653	Chris Davis	2001-02
4.	627	Donnell Hayden	1990-91
5.	605	Jim Mudd	1959-60
	605	Tony Worrell	1987-88
7.	601	Jesse Ratliff	1992-93
8.	593	Tristan Thompson	2010-11
9.	587	Chris Davis	1999-00
	587	Kenneth Lyons	1981-82

↳ Scoring Average

1.	25.9	Jon Manning	1978-79
2.	25.2	Jim Mudd	1959-60
3.	24.3	Kenneth Lyons	1982-83
4.	23.3	Fred Hopkins	1955-56
5.	23.1	Jesse Ratliff	1992-93
6.	22.5	Chris Davis	2001-02
7.	22.4	Donnell Hayden	1990-91
8.	22.3	Joe Hamilton	1969-70
9.	21.7	Chris Davis	1999-00
	21.7	Kenneth Lyons	1981-82

↳ Field Goals

1.	305	Jon Manning	1978-79
2.	282	Kenneth Lyons	1982-83
3.	232	Kenneth Lyons	1981-82
4.	226	Joe Hamilton	1969-70
5.	224	Rubin Russell	1966-67
	224	Donnell Hayden	1966-67
7.	218	Bobby Iverson	1973-74
8.	217	Chris Davis	2001-02
9.	214	Fred Mitchell	1976-77
10.	212	Jim Mudd	1959-60

↳ Field Goal Percentage

1.	.628	Lowell Myrie	1990-91
2.	.622	Will Smith	2003-04
3.	.618	John Horrocks	1982-83
4.	.614	Justin Barnett	2004-05
5.	.606	Keenan DeBose	1985-86
6.	.604	George Odufuwa	2009-10
7.	.596	Terry Bailey	1975-76
8.	.595	Shawnson Johnson	2003-04
9.	.590	Will Smith	2002-03
10.	.579	Eric Tramiel	2008-09

↳ Three-Point Field Goals

1.	90	Calvin Watson	2006-07
2.	80	Chad Elstun	1996-97
3.	77	Chris Davis	1999-00
4.	69	Ray Schufford	1989-90
5.	68	George King	1993-94
6.	66	Tristan Thompson	2010-11
7.	64	Donnell Hayden	1990-91
8.	62	George King	1995-96
9.	61	Tristan Thompson	2009-10
10.	60	Jesse Ratliff	1992-93
	60	Kendrick Davis	2005-06

↳ Three-Point Attempts

1.	229	Chris Davis	1999-00
2.	227	Calvin Watson	2006-07
3.	216	Donnell Hayden	1990-91
4.	193	Chad Elstun	1996-97
5.	186	Ray Schufford	1989-90
6.	179	Tom Etchison	1993-94
7.	178	Jesse Ratliff	1992-93
8.	176	Deon Hunter	1988-89
9.	172	Kendrick Davis	2005-06
10.	158	Tristan Thompson	2010-11

↳ Three-Point Percentage

1.	.458	Josh White	2007-08
2.	.453	George King	1995-96
3.	.444	Brandon Gilbert	1999-00
	.444	George King	1993-94
5.	.438	Dez Willingham	2007-08
6.	.434	Jerome Rogers	2001-02
7.	.431	Adam McCoy	2008-09
8.	.427	Isaac Hines	2005-06
9.	.423	Eric Jackson	1992-93
10.	.421	Collin Dennis	2007-08
	.421	Charles Washington	1997-98

↳ Free Throws

1.	211	Tristan Thompson	2010-11
2.	181	Jim Mudd	1959-60
3.	173	Chris Davis	2001-02
4.	169	Fred Hopkins	1955-56
5.	164	Kenneth Lyons	1982-83
6.	160	Fred Hopkins	1954-55
7.	155	Adam Smith	1994-95
8.	153	Chris Davis	2002-03
9.	152	Josh White	2009-10
10.	151	Leonard Hopkins	2004-05

↳ Free Throw Attempts

1.	275	Fred Hopkins	1954-55
2.	262	Fred Hopkins	1955-56
3.	260	Jim Mudd	1959-60
4.	253	Tristan Thompson	2010-11
5.	229	Kenneth Lyons	1982-83
6.	228	Chris Davis	2001-02
7.	224	Willie Davis	1964-65
8.	212	Jesse Ratliff	1993-94
9.	210	Tony Worrell	1987-88
10.	205	Jesse Ratliff	1991-92

↳ Free Throw Percentage

1.	90.6	Josh White (96-106)	2008-09
2.	87.2	Garland Bailey (136-156)	1963-64
3.	86.8	Garland Bailey (46-53)	1962-63
4.	86.7	Travis Schofield (52-60)	1997-98
5.	85.8	Leonard Hopkins (151-176)	2004-05
6.	85.7	Dominique Johnson (78-91)	2010-11
7.	84.8	Josh White (123-145)	2007-08
8.	84.7	Jon Manning (61-72)	1978-79
9.	84.4	Josh White (114-135)	2010-11
10.	84.1	Tom Etchison (53-63)	1994-95

↳ Rebounds

1.	411	Ken Williams	1977-78
2.	353	George Odufuwa	2009-10
3.	345	Ken Williams	1976-77
4.	333	George Odufuwa	2010-11
5.	331	Willie Davis	1964-65
6.	305	Ronnie Morgan	1987-88
7.	295	Stan Blackmon	1973-74
8.	287	Melvin Davis	1976-77
9.	285	John Savage	1961-62
10.	284	Jim Mudd	1958-59

↳ Assists

1.	208	Walter Johnson	1976-77
2.	171	Pat Hicks	1982-83
3.	156	Pat Hicks	1981-82
4.	154	Pat Hicks	1980-81
5.	142	Walter Johnson	1975-76
	142	Deon Alexander	1986-87
7.	137	Calvin Williams	1998-99
8.	124	Donnell Hayden	1990-91
9.	120	Dominique Johnson	2008-09
10.	116	Josh White	2009-10

↳ Blocked Shots

1.	69	Shawnson Johnson	2003-04
2.	68	Jeffrey Simpson	2005-06
3.	53	Thomas Gipson	1991-92
4.	51	Jeffrey Simpson	2004-05
5.	40	Jason Miller	2000-01
6.	38	Wendell Williams	1988-89
	38	Quincy Williams	2006-07
8.	33	Chuck Thrash	1997-98
	33	Rich Young	2006-07
10.	31	Wendell Williams	1987-88
	31	Keith Wooden	2006-07
	31	Kedrick Hogans	2010-11

↳ Steals

1.	86	Donnell Hayden	1990-91
2.	84	John Horrocks	1981-82
3.	63	Ricky Robertson	1988-89
	63	Pat Nash	1991-92
5.	60	Isaac Hines	2004-05
6.	56	Deon Alexander	1986-87
	56	Charles Washington	1997-98
8.	52	Isaac Hines	2005-06
9.	51	Calvin Williams	1999-00
10.	48	Tony Worrell	1987-88



↳ Scoring

1.	2,291	Kenneth Lyons	1979-83
2.	2,254	Chris Davis	1999-03
3.	2,130	Jesse Ratliff	1990-94
4.	1,668	Josh White	2008-11
5.	1,629	Tristan Thompson	2008-11
6.	1,538	Fred Mitchell	1974-78
7.	1,535	Fred Hopkins	1952-56
8.	1,516	Tony Worrell	1984-88
9.	1,423	John Savage	1961-64
10.	1,340	Leonard Hopkins	2002-05

↳ Scoring Average

1.	23.3	Jim Mudd	1958-60
2.	22.4	Donnell Hayden	1990-91
3.	21.4	Joe Hamilton	1968-70
4.	20.6	Kenneth Lyons	1979-83
5.	20.1	Chris Davis	1999-03
6.	19.9	Rubin Russell	1965-67
7.	19.8	Jon Manning	1977-79
8.	19.2	John Savage	1961-64
9.	19.0	Crest Whitaker	1968-70
10.	18.3	Bobby Iverson	1972-74
	18.3	Jesse Ratliff	1990-94

↳ Field Goal Percentage

1.	.585	John Horrocks	1981-83
2.	.581	Terry Bailey	1974-76
3.	.570	Will Smith	2000-04
4.	.561	Eric Tramiel	2008-10
5.	.559	Adam Smith	1993-95
6.	.555	Jeffrey Simpson	2004-06
7.	.554	Sean Riley	1995-97
8.	.544	George Odufuwa	2008-Pr.
9.	.543	Keith Wooden	2006-08
10.	.540	Keenan DuBose	1985-87

↳ Field Goals

1.	905	Kenneth Lyons	1979-83
2.	769	Jesse Ratliff	1990-94
3.	762	Chris Davis	1999-03
4.	643	Fred Mitchell	1974-78
5.	552	John Savage	1961-64
6.	550	Melvin Davis	1974-78
7.	532	Tony Worrell	1984-88
8.	521	Fred Hopkins	1952-56
9.	499	Josh White	2008-11
10.	470	John Manning	1977-79

↳ Free Throws

1.	541	Chris Davis	1999-03
2.	520	Tristan Thompson	2008-11
3.	497	Jesse Ratliff	1990-94
4.	493	Fred Hopkins	1952-56
5.	485	Josh White	2008-11
6.	481	Kenneth Lyons	1979-83
7.	376	Leonard Hopkins	2004-05
8.	371	Josh White	2007-Pr.
9.	360	Tony Worrell	1984-88
10.	348	Willie Davis	1984-88

↳ Free Throw Attempts

1.	958	Chris Davis	1999-03
2.	821	Fred Hopkins	1952-56
3.	709	Jesse Ratliff	1990-94
4.	708	Kenneth Lyons	1979-83
5.	637	Tristan Thompson	2008-11
6.	582	Pat Kelley	1950-53
7.	571	Josh White	2008-11
8.	532	Willie Davis	1964-68
9.	530	Tony Worrell	1984-88
10.	477	John Savage	1961-64

↳ Free Throw Percentage

1.	87.09	Garland Bailey	1963-64
2.	84.94	Josh White	2008-11
3.	84.43	Dominique Johnson	2009-11
4.	82.38	Leonard Hopkins	2002-05
5.	81.91	Tom Etchison	1994-95
6.	81.63	Tristan Thompson	2008-11
7.	81.62	Joe Hamilton	1969-70
8.	81.52	Jon Manning	1978-79
9.	79.31	Donell Hayden	1991
10.	79.19	Cedric Carson	1991-92

↳ 3-Point Field Goals

1.	208	Calvin Watson	2003-07
2.	189	Chris Davis	1999-03
3.	188	George King	1993-96
4.	185	Josh White	2008-11
5.	183	Tristan Thompson	2008-11
6.	159	Jerome Rogers	2000-04
7.	138	Deon Hunter	1986-89
8.	136	Leonard Hopkins	2004-05
9.	132	Chad Elstun	1995-97
10.	112	Tom Etchison	1993-95

↳ 3-Point FG Attempts

1.	613	Chris Davis	1999-03
2.	549	Jerome Rogers	2000-04
3.	531	Calvin Watson	2003-07
4.	497	Josh White	2008-11
5.	462	Tristan Thompson	2008-11
6.	436	George King	1993-96
7.	430	Leonard Hopkins	2002-05
8.	405	Deon Hunter	1986-89
9.	321	Tom Etchison	1993-95
10.	320	Chad Elstun	1995-97

↳ 3-Point FG Percentage

1.	.431	George King	1993-96
2.	.413	Chad Elstun	1995-97
3.	.409	Dominique Johnson	2008-11
4.	.406	Rich Young	2005-07
5.	.396	Tristan Thompson	2008-11
6.	.391	Calvin Watson	2003-07
	.391	Adam McCoy	2007-09
8.	.377	Collin Dennis	2007-09
9.	.376	Isaac Hines	2004-06
10.	.372	Josh White	2008-11

↳ Rebounds

1.	1,095	Ken Williams	1974-78
2.	1,020	Kenneth Lyons	1979-83
3.	913	Jesse Ratliff	1990-94
4.	896	George Odufuwa	2009-11
5.	872	Melvin Davis	1974-78
6.	847	Willie Davis	1964-68
7.	812	John Savage	1961-64
8.	796	David Miller	1994-98
9.	728	Fred Mitchell	1974-78
10.	691	Quincy Williams	2004-08

↳ Assists

1.	526	Pat Hicks	1979-83
2.	350	Walter Johnson	1975-77
3.	331	Josh White	2008-11
4.	296	Chris Davis	1999-03
5.	294	Kevin Gulley	1987-90
6.	269	Furmia Nealy	1979-83
7.	262	Deon Hunter	1986-89
8.	249	Deon Alexander	1985-87
9.	248	Calvin Williams	1997-99
10.	234	Dominique Johnson	2009-11

↳ Blocked Shots

1.	119	Jeffrey Simpson	2004-06
2.	98	Quincy Williams	2004-08
3.	81	Wendell Williams	1986-89
4.	79	Kedrick Hogans	2008-Pr.
5.	76	Thomas Gipson	1990-92
6.	70	George Odufuwa	2009-11
7.	69	Shawnson Johnson	2003-04
8.	66	Harold Stewart	2005-09
9.	60	Will Smith	2000-04
10.	53	Jason Miller	1999-01

↳ Steals

1.	151	Jesse Ratliff	1990-94
2.	146	David Miller	1994-98
3.	122	Jerome Rogers	2000-04
4.	112	Isaac Hines	2004-06
5.	109	Charles Washington	1996-99
6.	108	Tony Worrell	1984-88
7.	106	Kenneth Mangrum	1998-02
8.	102	Ricky Roberson	1986-89
9.	98	Calvin Williams	1997-99
10.	94	John Horrocks	1981-83



↳ Free Throw Percentage

Year	Player	FTM-A	Pct.
1954	James Palmer	19-27	.703
1955	Tom Hooper	111-155	.716
1956	Ken Hale	40-50	.800
1957	James King	56-75	.746
1959	Bill McLaughlin	13-16	.812
1960	Darrell Reitzel	72-94	.766
1966	Doug Reedy	45-57	.789
1967	Hamp Hazelton	53-67	.791
1968	Joe Stephens	23-29	.793
1969	Mort Fraley	22-25	.880
1970	Joe Hamilton	129-160	.806
1971	Jerry Merck	32-40	.800
1972	Mike Adams	26-31	.839
1973	Jeryl Sasser	20-24	.833
1974	Earl King	67-83	.807
1975	Earl King	81-116	.698
1976	Carl Jones	82-99	.828
1977	Fred Mitchell	69-92	.750
1978	Jon Manning	61-72	.847
1979	Al Williams	59-71	.831
1980	Al Williams	70-103	.680
1981	Delonte Taylor	86-113	.761
1982	Delonte Taylor	90-122	.738
1983	Kenneth Lyons	164-229	.716
1984	Todd Warren	27-37	.730
1985	Todd Warren	28-42	.667
1986	Glenroy Ferguson	68-90	.755
1987	Deon Alexander	42-57	.737
1988	Tim Duryea	35-44	.795
1989	Kevie Gulley	70-97	.722
1990	Kevie Gulley	46-59	.780
1991	Cedric Carson	77-93	.828
1992	Cedric Carson	41-56	.732
1992	Eric Jackson	30-41	.732
1993	Rusty Walker	21-24	.875
1994	George King	22-28	.786
1995	George King	28-32	.875
1996	Chad Elstun	28-35	.800
1997	Sean Riley	48-60	.800
1998	Travis Schofield	52-60	.867
1999	Brandon Gilbert	46-58	.793
2000	Kenneth Mangrum	20-26	.769
2001	Jeremy McFall	32-37	.865
2002	Leonard Hopkins	83-104	.798
2003	Lee Green	24-47	.889
2004	Leonard Hopkins	113-138	.819
2005	Leonard Hopkins	151-176	.858
2006	Isaac Hines	35-38	.921
2007	Kendrick Davis	47-59	.797
2008	Josh White	123-145	.848
2009	Josh White	96-106	.906
2010	Collin Mangrum	21-25	.840
2011	Dominique Johnson	78-91	.857

↳ Assists

Year	Player	Assists	Avg.
1974	Bobby Iverson	68	2.61
1975	Carl Jones	55	2.11
1976	Walter Johnson	142	5.46
1977	Walter Johnson	208	7.70
1978	Jon Manning	82	2.92
1979	Jon Manning	95	3.51
1980	Furmia Nealy	53	2.20
1981	Pat Hicks	154	5.70
1982	Pat Hicks	156	6.24
1983	Pat Hicks	171	5.70
1984	Lawrence Hudson	61	2.17
1985	Adrian Frazier	47	2.13
1986	Deon Alexander	107	4.11
1987	Deon Alexander	142	5.07
1988	Kevie Gulley	90	3.00
1989	Ricky Robertson	107	3.68
1990	Kevie Gulley	115	4.10
1991	Donnell Hayden	124	4.42
1992	Pat Nash	113	4.03
1993	Charles Kearney	104	4.00
1994	Tom Etchison	113	3.89
1995	Tom Etchison	113	4.18
1996	James Duncan	71	2.53
1997	T.J. Atkins	78	3.00
1998	T.J. Atkins	68	2.62
1999	Calvin Williams	137	5.30
2000	Calvin Williams	111	4.26
2001	Chris Davis	59	2.10
2002	Chris Davis	74	2.55
2003	Chris Davis	77	2.96
2004	Jerome Rogers	69	2.46
2005	Isaac Hines	104	3.71
2006	K. Davis/L. Brown/I. Hines	68	2.43
2007	Ben Bell	105	3.09
2008	Ben Bell	105	3.39
2009	Dominique Johnson	120	3.75
2010	Josh White	116	3.52
2011	Dominique Johnson	105	3.18

↳ Blocked Shots

Year	Player	Blocks	Avg.
1982	Kenneth Lyons	17	.629
1983	John Horrocks	23	.032
1984	Bill Nelson	27	1.00
1985	Vincent Greene	15	.535
1986	Vincent Greene	12	.500
1987	Wendell Williams	12	.461
1988	Wendell Williams	31	1.03
1989	Wendell Williams	38	1.31
1990	Ronnie Morgan	23	1.09
1991	Thomas Gipson	23	.920
1992	Thomas Gipson	53	1.82
1993	Jesse Ratliff	14	.538
1994	Adam Smith	21	.724
1995	Adam Smith	18	.666
1996	Chris Smith	23	.821
1997	Sean Riley	27	1.03
1998	Chuck Thrash	33	1.38
1999	Deginald Erskin	22	0.85
2000	Deginald Erskin	17	0.65
2001	Jason Miller	40	1.42
2002	Will Smith	30	1.03
2003	Jermaine Green	24	0.88
2004	Shawson Johnson	69	3.00
2005	Jeffrey Simpson	51	1.82
2006	Jeffrey Simpson	68	2.43
2007	Quincy Williams	38	1.12
2008	Quincy Williams	30	0.97
2009	Kedrick Hogans	29	0.91
2010	George Odufuwa	30	0.91
2011	Kedrick Hogans	31	0.94



RECORDS

↳ season-by-season leaders

↳ Steals

Year	Player	Steals	Avg.
1982	John Horrocks	84	3.65
1983	Robert Lewis	38	1.26
1984	Robert Lewis	28	1.00
1985	Vincent Greene	35	1.25
1986	Paul Meyer	43	1.53
1987	Deon Alexander	56	2.00
1988	Tony Worrell	48	1.60
1989	Ricky Robertson	63	2.17
1990	Ronnie Morgan	32	1.52
1991	Donnell Hayden	86	3.07
1992	Pat Nash	63	2.25
1993	Jesse Ratliff	46	1.76
1994	Tom Etchison	27	.931
1995	Tony Jones	33	1.22
1996	Mack Jones	36	1.33
1997	David Miller	36	1.38
1998	Charles Washington	56	2.15
1999	Calvin Williams	47	1.81
2000	Calvin Williams	51	1.96
2001	Chris Davis	35	1.25
2002	Jerome Rogers	36	1.24
2003	Jerome Rogers	33	1.17
2004	Jerome Rogers	29	1.03
2005	Isaac Hines	60	2.14
2006	Isaac Hines	52	1.86
2007	Ben Bell	41	1.21
2008	Ben Bell	34	1.09
2009	Dominique Johnson	35	1.09
2010	Tristan Thompson	25	0.76
2011	Dominique Johnson	28	0.85

↳ 3-Point FG Percentage

Year	Player	FGM-A	Pct.
1987	Tony Worrell	49-122	.402
1988	Robert Greene	23-56	.411
1989	Kevie Gulley	25-66	.379
1990	Ray Schufford	69-186	.371
1991	Cedric Carson	41-110	.373
1992	Dyalan Beamon	26-76	.342
1993	Eric Jackson	22-52	.423
1994	George King	64-144	.444
1995	Adam Smith	18-40	.450
1996	George King	68-150	.453
1997	Chad Elstun	80-193	.415
1998	Charles Washington	33-81	.407
1999	Dexter Tennell	29-85	.373
2000	Brandon Gilbert	20-45	.444
2001	Bryan Lucas	3-7	.429
2002	Jerome Rogers	56-129	.434
2003	Michael DeGrate	15-27	.556
2004	Calvin Watson	25-61	.410
2005	Calvin Watson	51-127	.402
2006	Rich Young	7-15	.467
2007	Calvin Watson	90-227	.396
2008	Josh White	49-107	.458
2009	Adam McCoy	53-123	.431
2010	Tristan Thompson	61-151	.404
2011	Tristan Thompson	66-158	.418

↳ Minutes

Year	Player	Minutes	Avg.
1973	Bl Cox	918	36.7
1974	Bobby Iverson	889	34.1
1975	Carl Jones	828	31.8
1976	Fred Mitchell	826	31.7
1977	Walter Johnson	1,000	37.0
1978	Fred Mitchell	914	32.6
1979	Jon Manning	1,040	38.5
1980	Kenneth Lyons	836	30.9
1981	Delonte Taylor	865	32.0
1982	Kenneth Lyons	904	33.4
1983	Kenneth Lyons	1,047	34.9
1984	Bill Nelson	760	28.1
1985	Vincent Greene	825	29.4
1986	Glenroy Ferguson	690	24.6
1987	Tony Worrell	931	33.2
1988	Tony Worrell	1,032	34.4
1989	William Smith	866	29.8
1990	Kevie Gulley	810	28.9
1991	Donnell Hayden	867	28.9
1992	Jesse Ratliff	934	32.2
1993	Jesse Ratliff	951	36.6
1994	Jesse Ratliff	995	34.3
1995	Tom Etchison	920	34.1
1996	David Miller	879	31.4
1997	Chad Elstun	850	32.7
1998	Charles Washington	756	29.1
1999	Calvin Williams	921	35.4
2000	Chris Davis	986	36.5
2001	Chris Davis	965	34.5
2002	Chris Davis	957	33.0
2003	Chris Davis	905	34.8
2004	Jerome Rogers	857	30.6
2005	Leonard Hopkins	872	31.1
2006	Kendrick Davis	856	30.6
2007	Ben Bell	1,019	30.0
2008	Ben Bell	971	31.3
2009	Josh White	1,075	33.6
2010	Josh White	1,183	35.8
2011	Josh White	1,078	33.7



↳ Single Game

Points

- 126 (vs. Arkansas Tech, 12/29/69)
- 125 (vs. Texas A&I, 12/1/75)
- 120 (vs. Ark.-Little Rock, 12/14/68)
- 118 (vs. Jackson St., 11/29/90)
118 (vs. Drake, 1/30/69)

Field Goals

- 54 (vs. Texas A&I, 12/1/75)
- 53 (vs. Roosevelt, 2/14/78)
- 49 (vs. Nevada, 2/25/99)
- 47 (vs. Wayland Baptist, 12/8/73)
47 (vs. Samford, 1/7/74)

Field Goal Attempts

- 117 (vs. Creighton, 2/26/77)
- 106 (vs. Texas A&I, 12/1/75)
- 102 (vs. West Texas St., 1/14/80)
- 96 (vs. Northwestern St., 2/8/93)
96 (vs. Iowa, 11/16/97)
96 (vs. Alabama, 11/18/97)

Field Goal Percentage

- .674 (vs. Sam Houston St., 1/28/95)
- .659 (vs. Stephen F. Austin, 12/06/06)
- .652 (vs. Md.-Balt. County, 11/26/95)
- .638 (vs. Florida Atlantic, 2/4/10)
- .635 (vs. Nicholls St., 2/3/94)
- .633 (vs. Southern, 12/17/07)
- .623 (vs. Denver, 12/30/06)
- .620 (vs. Northeast La., 2/22/96)
- .614 (vs. Texas-Pan American, 2/14/05)

3-Point Field Goals

- 19 (vs. Mary Hardin-Baylor, 11/25/96)
- 16 (vs. UC Irvine, 1/8/98)
16 (vs. Nevada, 2/26/98)
- 15 (vs. Troy, 1/26/06)
- 14 (vs. UAB, 12/4/97)
14 (vs. Hartford, 12/08/07)
- 13 (vs. Troy, 1/03/08)
13 (vs. Troy, 2/23/06)
13 (vs. Charlotte, 1/12/06)
13 (vs. New Orleans, 2/26/04)
13 (vs. Texas A&M, 11/29/99)
13 (vs. Arkansas, 12/30/98)
13 (vs. Northwestern St., 2/8/93)
13 (vs. Nevada, 12/21/92)

3-Point Field Goal Attempts

- 45 (vs. Maryland, 12/23/98)
- 44 (vs. UT-Arlington, 1/9/93)
- 38 (vs. Iowa, 11/16/97)
38 (vs. UAB, 12/4/97)
38 (vs. New Mexico St., 1/22/98)

3-Point Field Goal Percentage

- .818 (vs. Texas State., 11/27/10)
- .722 (vs. Nicholls St., 2/3/94)
- .714 (vs. Denver, 1/29/11)
- .692 (vs. UC Santa Barbara, 1/9/97)
- .688 (vs. Northwestern St., 1/22/94)
- .667 (vs. Arkansas State, 3/05/08)
- .643 (vs. Western Kentucky, 2/12/05)
.643 (vs. Arkansas State, 2/23/08)
- .632 (vs. Alabama, 12/2/95)

Free Throws

- 44 (vs. UT Arlington, 11/18/09)
44 (vs. A&M-Corpus Christi, 12/2/00)
- 43 (vs. Austin College)
- 37 (vs. Hardin-Simmons, 1/31/57)
37 (vs. McMurray, 12/6/58)
- 36 (vs. Henderson State, 11/12/10)
- 35 (vs. Sam Houston St., 12/6/75)
35 (vs. Oklahoma St., 11/17/08)

Free Throw Attempts

- 60 (vs. Trinity, 1/29/55)
- 57 (vs. UT Arlington, 11/18/09)
- 55 (vs. A&M-Corpus Christi, 12/2/00)
- 51 (vs. Southern Mississippi, 1953-53)
- 50 (vs. Oklahoma St., 11/17/09)

Free Throw Percentage

- 1.000 (vs. Nicholls St., 1/14/93)
- .933 (vs. LSU, 12/22/10)
- .920 (vs. Va. Commonwealth, 12/6/75)
- .909 (vs. New Mexico St., 2/20/99)
.909 (vs. South Alabama, 2/26/05)
- .905 (vs. UT Arlington, 12/29/08)

Rebounds

- 80 (vs. Texas A&I, 12/1/75)
- 73 (vs. Northwestern St., 1/30/92)
- 71 (vs. Wayland Baptist, 12/8/73)
71 (vs. Roosevelt, 2/14/78)
71 (vs. Texas A&M-Intl., 12/28/07)
- 70 (vs. Alabama, 11/18/97)

Assists

- 30 (vs. Northwest La., 2/25/89)
- 28 (vs. South Alabama, 12/17/91)
- 27 (vs. Sam Houston St., 2/18/93)
- 26 (vs. Mary Hardin-Baylor, 11/25/96)
- 24 (vs. Sam Houston St., 2/7/94)
24 (vs. Northwestern St., 2/17/94)
24 (vs. Houston Baptist, 2/15/10)

Blocked Shots

- 11 (vs. Denver, 2/15/07)
11 (vs. New Orleans, 2/08/07)
11 (vs. Middle Tennessee, 2/09/06)
11 (vs. Nicholls State, 12/10/05)
- 10 (vs. New Mexico St., 1/24/01)
- Eight games with 9
(last vs. Houston Baptist, 12/15/08)

Steals

- 20 (vs. UT-Permian Basin, 12/28/05)
19 (vs. US Santa Barbara, 2/19/98)
19 (vs. Nevada, 2/25/99)
19 (vs. Angelo State, 11/19/04)
- 18 (vs. Mary Hardin-Baylor, 11/25/96)
- 17 (vs. Georgia Tech, 12/31/97)
17 (vs. UC Irvine, 1/8/98)
17 (vs. Hardin-Simmons, 12/6/03)

↳ Season

Wins

- 24 (2009-10)
- 23 (2006-07)
- 22 (2010-11)
22 (1977-78)
22 (1975-76)
- 21 (1976-77)
- 20 (1925-26)
20 (2007-08)
20 (2008-09)

Winning Pct.

- .928 (13-1; 1922-23)
- .916 (11-1; 1921-22)
- .846 (22-4; 1975-76)
- .800 (20-5; 1925-26)
- .785 (22-6; 1977-78)

Points

- 2,628 (1990-91)
- 2,617 (2006-07)
- 2,540 (1989-90)
- 2,516 (2010-11)
- 2,497 (1975-76)

Scoring Avg.

- 96.0 (1975-76)
- 87.6 (1990-91)
- 87.5 (1976-77)
- 87.0 (1992-93)
- 84.7 (1989-90)

Field Goals

- 1,031 (1975-76)
- 1,017 (1976-77)
- 965 (1989-90)
- 950 (1990-91)
- 927 (1981-82)

Field Goal Attempts

- 2,133 (1976-77)
- 2,119 (1975-76)
- 2,075 (1990-91)
- 2,030 (2006-07)
- 2,019 (1977-78)

Field Goal Pct.

- .530 (1984-85)
- .506 (1985-86)
- .505 (1989-90)
- .496 (1983-84)
- .495 (1974-75)

3-Pt. Field Goals

- 250 (1997-98)
- 226 (2006-07)
- 212 (2008-09)
- 205 (2005-06)
- 204 (2007-08)

3-Pt. Field Goal Attempts

- 789 (1997-98)
- 617 (1998-99)
- 610 (2006-07)
- 592 (2008-09)
- 568 (1999-00)



RECORDS

↳ team records

3-Pt. Field Goal Pct.

1. .398 (2007-08)
2. .395 (1992-93)
3. .394 (1989-90)
4. .391 (1988-89)
5. .389 (1986-87)

Free Throws

1. 675 (2010-11)
2. 666 (1953-54)
3. 662 (2009-10)
4. 648 (2008-09)
5. 562 (1954-55)

Free Throw Att.

1. 1,035 (1953-54)
2. 921 (2009-10)
3. 918 (1956-57)
4. 900 (2010-11)
5. 885 (2008-09)

Free Throw Pct.

1. .750 (2010-11)
2. .740 (1971-72)
3. .737 (1963-64)
4. .732 (2008-09)
5. .731 (1975-76)

Rebounds

1. 1,407 (1959-60)
2. 1,356 (2006-07)
3. 1,349 (1969-70)
4. 1,334 (1975-76)
5. 1,330 (1976-77)

Rebounding Avg.

1. 54.1 (1959-60)
2. 51.8 (1969-70)
3. 51.3 (1975-76)
4. 49.3 (1976-77)
5. 47.8 (1973-74)

Assists

1. 531 (1989-90)
2. 467 (1988-89)
3. 463 (1987-88)
4. 459 (1985-86)
5. 455 (1990-91)

Blocked Shots

1. 151 (2006-07)
2. 140 (2005-06)
3. 136 (2003-04)
4. 117 (2004-05)
5. 113 (2002-03)

Steals

1. 303 (1997-98)
2. 275 (1989-90)
3. 265 (2005-06)
4. 260 (1984-85)
5. 254 (1987-88)

↳ Miscellaneous Statistics

Most Points in a Game: 126 vs. Arkansas Tech (12/29/69)

Most Points on Home Floor: 126 vs. Arkansas Tech (12/29/69)

Most Points on Opponent Floor: 112 vs. Loyola Marymount (at Reno, NV, 12/22/81)

Most Combined Points in a Game: 241 (Oklahoma 147, NT 94, 12-27-90)

Most Points in a Season: 2,642 (1990-91)

Most Points by Opponents in a Season: 2,628 (1990-91)

Most Three Pointers in a Season: 250 (1997-98)

Most Three-Point Attempts in a Season: 789 (1997-98)

Best Three-Point Percentage (Season): .398 (2007-08)

Most Consecutive Wins at the Start of a Season: 8 (1921-22)

Most Consecutive Wins: 14 (1977-78)

Most Consecutive Losses: 19 (1965-66)

Most Consecutive Home Wins: 20 (Feb. 22, 1975 - Jan. 27, 1977)

Most Consecutive Wins Away From Home: 7 (2009-10)

Most Consecutive Home Losses: 8 (1965-66)

Most Consecutive Road Losses: 15 (1984-85)

Largest Home Crowd: 10,600 (vs. SMU, 1/22/77)

Most 100-Point Games in a Season: 9 (1975-76)

Last Single OT Game: 11/16/10 (NT 92 vs Texas Tech 83)

Last 2 OT Game: 11/18/09 (NT 101 at UT Arlington 99)

Last 3 OT Game: 1/10/09 (NT 86, Arkansas State 83)

Last 4 OT Game: 12/17/88 (Baylor 96, NT 95)

Biggest Victory Margin: 60 (NT 109, Hardin-Simmons 49, 12/6/03)

Biggest Victory Margin vs. Division I Opp: 41 (NT 98, Troy 57, 2/1/07)

Biggest Defeat Margin: 75 (Maryland 132, NT 57, 12/23/98)



RECORDS

↳ overtime games/the last time

↳ Record In Overtime Games

Overall: 28-31
Home: 12-17
Road: 13-12
Neutral: 3-2
The Super Pit: 12-13

↳ Overtime Games

Date	Opponent	Result	Score
Quadruple Overtime Games (1)			
12/17/88	@ Baylor	L	95-96
Triple Overtime Games (2)			
3/1/80	Southeast Louisiana	L	84-90
1/10/09	Arkansas State	W	86-83
Double Overtime Games (7)			
1/7/67	@ Cincinnati	L	71-74
1/12/80	@ UT-Arlington	L	97-99
2/6/97	@ UC Irvine	W	75-74
1/5/03	@ Florida Int'l	W	94-91
3/7/04	vs. New Orleans ^	L	89-91
12/16/06	@ New Orleans	L	93-97
11/18/09	@ UT Arlington	W	101-99
Single Overtime Games (48)			
12/3/51	@ Texas A&M	W	46-43
1/12/59	Cincinnati	L	56-64
2/21/59	Drake	L	70-77
12/28/59	vs. Southern Miss. #	L	83-89
1/25/60	@ Hardin-Simmons	L	96-98
1/26/60	@ McMurry	W	95-88
12/11/61	@ Lamar	L	70-78
12/15/62	@ Loyola (La.)	L	66-77
2/25/67	Bradley	L	78-79
2/10/68	Bradley	L	87-95
3/5/68	@ Memphis St.	W	63-62
2/18/69	@ St. Louis	L	93-94
1/18/78	Lamar	W	102-97
2/6/78	Centenary	W	101-96
1/14/80	West Texas St.	W	98-97
1/17/80	Texas	W	79-77
11/30/82	Texas Southern	L	89-81
12/14/82	Texas Wesleyan	L	69-72
2/10/83	UT-Arlington	W	105-98
3/8/83	vs. McNeese St. %	W	66-60
1/5/87	@ Arkansas	L	96-99
12/3/88	vs. Army *	W	82-79
12/28/88	@ San Diego	W	81-77
1/21/89	@ Northeast La.	W	92-82
2/20/89	Oral Roberts	L	116-117
12/8/92	Baylor	L	86-88
1/21/93	Stephen F. Austin	L	95-97
2/25/93	UT-San Antonio	W	94-89
2/26/94	Southwest Texas St.	L	83-86
1/22/96	@ UT-San Antonio	W	62-59
1/25/96	Northwestern St.	W	68-62
12/22/96	Rice	W	64-62
2/8/97	@ Cal St. Fullerton	W	81-75
2/27/97	Nevada	L	79-80
2/5/00	@ Nevada	W	89-86
12/30/00	Florida International	W	70-68
1/10/02	Florida International	L	78-79
1/16/03	Arkansas-Little Rock	L	80-88
12/17/03	@ Texas-Pan American	W	87-81
1/29/04	New Orleans	L	76-77
1/11/07	Louisiana-Lafayette	W	73-72
1/28/07	@ South Alabama	L	89-90
3/4/07	Louisiana-Monroe !	W	77-71
1/03/08	@ Troy	L	88-91
12/31/08	Middle Tennessee	L	80-89
1/8/09	@ UALR	L	77-78
12/20/09	FIU	L	70-80
1/28/10	@ Western Kentucky	W	84-83
11/16/10	Texas Tech	W	92-83

- Southwestern La. Tournament, Lafayette, La.
% - Southland Conference Tournament, Beaumont, Texas
* - Nebraska Tournament, Lincoln, Neb.
^ - Sun Belt Conference Tournament, Bowling Green, Ky.
! - Sun Belt Conference Tournament, Lafayette, La.

THE LAST TIME A MEAN GREEN PLAYER ...

- Had 30 or more points**
36 - Tristan Thompson vs. Florida Atlantic, 3/6/11
- Had 15 or more rebounds**
16 - George Odufuwa vs. Arkansas State, 1/22/11
- Had 10 or more assists**
13 - Terence White vs. Texas A&M Corpus Christi, 2/02/00
- Had 5 or more blocks**
5 - Jeffrey Simpson vs. UALR, 3/03/06
- Had 5 or more steals**
5 - Rich Young vs. Rice, 11/18/06
- Made 90% or more FGA (min 5 att)**
1.000 - George Odufuwa vs. UALR (7-7), 2/20/10
- Made 80% or more FGA (min 5 att)**
.889 - Kedrick Hogans vs. WKU (8-9), 2/12/11
- Made 100% FTA (min 5 att)**
1.000 - Tristan Thompson vs. FAU (20-20), 3/6/11
- Made 90% or more FTA (min 5 att)**
.917 - Tristan Thompson vs. ASU (11-12), 1/22/11
- Made 8 or more 3PT's**
8 - Joe Ervin vs. Arkansas, 12/30/98
- Had a double-double (pts/rbs)**
George Odufuwa vs. Troy (17 pts / 13 reb), 3/5/11
- Had consecutive double-doubles (pts/rbs)**
4 - George Odufuwa vs. USA (2/17/11), ULM (2/19/11), ASU (2/24/11), Denver (2/26/11)
- Had a double-double (pts/asst)**
Terence White vs. Texas A&M-CC (15 pts / 13 asst), 12/2/00
- Had a triple-double (pts/rbs/asst)**
Jesse Ratliff vs. Sam Houston St. (20pts/16reb/10asst), 2/18/93
- Had a perfect shooting night (min 5 fg & ft att)**
Tristan Thompson vs. Sam Houston St. (6-6 fg/2-2 3fg/6-6 ft), 12/3/08

THE LAST TIME A MEAN GREEN TEAM ...

- Scored 100 or more points**
107 - vs. Houston Baptist, 2/15/10
- Allowed 100 or more points**
100 - vs. Oklahoma State, 11/17/08
- Scored 50 or fewer points**
47 - vs. Arkansas State, 2/24/11
- Held an opponent under 50 points**
41 - vs. Denver, 2/26/11
- Won an overtime game**
92-83 (OT) - vs. Texas Tech, 11/16/10
- Had 50 or more rebounds**
50 - vs. Cameron, 11/13/09
- Had 20 or more assists**
20 - vs. Texas State, 12/19/10
- Had 10 or more steals**
10 - vs. Jackson State, 12/11/10
- Had 5 or more blocks**
5 - vs. UT Arlington, 11/30/10
- Five or more players in double-figures**
5 - vs. Troy, 3/5/11
- Made 60% or higher FGs**
.638 - vs. Florida Atlantic (30-47), 2/4/10
- Made 50% or higher 3pt FGs**
.545 - vs. WKU (6-11), 3/7/11
- Made 90% or higher FTs**
.933 - vs. LSU (14-15), 12/22/10



↳ All-Conference Selections

Texas Intercollegiate A. A.

- 1929-30 J.B. Brock, First Team
Ray Perryman, First Team
1930-31 Ray Perryman, First Team

Lone Star Conference

- 1933-34 Albert Zeretzke, First Team
Alvin Dobbins, Second Team
John Smyer, Honorable Mention
1936-37 Doyle Preston, First Team
1947-48 George Daniels, Second Team
Bill Chandler, Second Team

Gulf Coast Conference

- 1949-50 Bill Rutherford, First Team
1950-51 Pat Kelley, First Team
1952-53 Pat Kelley, First Team

Missouri Valley Conference

- 1957-58 Kenneth Hinkle, Second Team
1958-59 Jim Mudd, Second Team
1959-60 Jim Mudd, Second Team
1961-62 John Savage, First Team
1962-63 John Savage, First Team
1963-64 Garland Bailey First Team
John Savage, First Team
1964-65 Willie Davis, First Team
1965-66 Rubin Russell, First Team
1966-67 Rubin Russell, First Team
1968-69 Joe Hamilton, First Team
1969-70 Joe Hamilton, First Team
Crest Whitaker, Second Team
1970-71 Al Shumate, First Team
1972-73 Bobby Iverson, Second Team
John Moody, Second Team
Bobby Iverson, First Team
Stan Blackmon, First Team

Southland Conference

- 1982-83 Kenneth Lyons, First Team
1985-86 Kennan DeBose, Second Team
1986-87 Tony Worrell, First Team
Keenan DeBose, Second Team
1987-88 Ronnie Morgan, First Team
Tony Worrell, First Team
1988-89 Deon Hunter, First Team
Wendell Williams, Second Team
1989-90 Ronnie Morgan, Second Team
1990-91 Donnell Hayden, First Team
1991-92 Jesse Ratliff, First Team
1992-93 Jessie Ratliff, First Team
1993-94 Jesse Ratliff, First Team
1994-95 Adam Smith, First Team
1995-96 David Miller, Second Team

Big West Conference

- 1999-00 Deginald Erskin, Second Team
Chris Davis, Honorable Mention

Sun Belt Conference

- 2001-02 Chris Davis, First Team
2002-03 Chris Davis, First Team
2003-04 Leonard Hopkins, Second Team
Shawson Johnson, Third Team
2004-05 Leonard Hopkins, Second Team
2005-06 Kendrick Davis, Second Team
2006-07 Calvin Watson, Third Team
2007-08 Collin Dennis, Second Team
Josh White, Second Team
2008-09 Eric Tramiel, Third Team

- 2009-10 George Odufuwa, Second Team
Eric Tramiel, Third Team
Josh White, Third Team
Tristan Thompson, Third Team
2010-11 Tristan Thompson, First Team

↳ Conference Award Winners

Player of the Year

- 1987-88 Tony Worrell, Southland
1988-89 Deon Hunter, Southland

Newcomer of the Year

- 1990-91 Donnell Hayden, Southland
2005-06 Kendrick Davis, Sun Belt
2007-08 Collin Dennis, Sun Belt

Freshman of the Year

- 1985-86 Keenan DeBose, Southland
1987-88 Ronnie Morgan, Southland
1990-91 Jesse Ratliff, Southland
1994-95 David Miller, Southland
1999-00 Chris Davis, Big West
2007-08 Josh White, Sun Belt

All-Freshman Team

- 1998-99 Deginald Erskin, Dexter Tennell
1999-00 Chris Davis, Jason Miller

Coach of the Year

- 1987-88 Jimmy Gales, Southland
1988-89 Jimmy Gales, Southland

↳ AP All-Americans

- 1942-43 Bill Menefee, NAIA All-America
1963-64 John Savage, Honorable Mention
1966-67 Rubin Russell, Honorable Mention
1981-82 Kenneth Lyons, Honorable Mention
1982-83 Kenneth Lyons, Honorable Mention

↳ Other All-America Honors

- 2007-08 Josh White, CollegeInsider.com Freshman Mid-Major All-America, CollegeHoops.net
Second Team Mid-Major All-Freshman

↳ Sports Illustrated Honors

Jesse Ratliff was recognized as Sports Illustrated magazine's Player of the Week for his two-game performance during the week of Jan. 25, 1992. A sophomore, Ratliff scored 23 points and grabbed nine rebounds in a 72-59 victory over McNeese State and two nights later poured in 40 points and pulled down 22 rebounds in a 90-72 win over Nicholls State. His 22 rebounds went on to stand as a career high for Ratliff, who played for North Texas from 1990-91 to 1993-94.

↳ NCAA Statistical Champion

In 1977-78, North Texas' Ken Williams led the country in rebounding with a 14.7 rebounds-per-game average. He grabbed a school-record 411 rebounds that season to become the only North Texas player to ever lead the NCAA in a statistical category.

↳ Conference Tournaments

Southland Conference

- | | |
|------|------------|
| 1996 | 2nd place |
| 1995 | 1st round |
| 1994 | 2nd place |
| 1993 | DNP |
| 1992 | Semifinals |
| 1991 | DNP |
| 1990 | 2nd place |
| 1989 | 2nd place |
| 1988 | Champion |
| 1987 | 1st round |
| 1986 | 1st round |
| 1985 | 1st round |
| 1984 | 1st round |
| 1983 | 2nd place |
| 1982 | DNP |
| 1981 | DNP |

Sun Belt Conference

- | | |
|------|------------|
| 2001 | 1st round |
| 2002 | 2nd round |
| 2003 | 1st round |
| 2004 | 1st round |
| 2005 | 1st round |
| 2006 | 1st round |
| 2007 | Champion |
| 2008 | 2nd round |
| 2009 | Semifinals |
| 2010 | Champion |
| 2011 | Finals |

↳ All-Tournament Team

Southland Conference Tournament

- 1995-96 David Miller, Sean Riley
1993-94 Jesse Ratliff, Adam Smith
1988-89 Wendell Williams, Ricky Robertson
1987-88 Tony Worrell, Ronnie Morgan
1982-83 Kenneth Lyons

Southland Conference Tournament MVP

- 1988 Tony Worrell
1983 Kenneth Lyons

Sun Belt Conference Tournament

- 2007 Ben Bell, Calvin Watson
2009 Josh White
2010 George Odufuwa, Eric Tramiel
2011 George Odufuwa, Josh White, Tristan Thompson

Sun Belt Conference Tournament MVP

- 2007 Calvin Watson
2010 Eric Tramiel



RECORDS

↳ letterwinners

↳ A

Joe Abbey '48
 Dale Abshire '66
 Kelley Adair '17
 Raymond Adams '39, '40, '41
 Mike Adams '71, '72
 Neil Adams '68, '69, '70
 David Adkisson '77
 Jackie Airington '56, '57
 Stanley Airington '57, '58
 Deon Alexander '86, '87
 Wes Allen, '99, '01
 William Allison '51
 Speck Andrews '19
 T.J. Atkins '97
 Adrian Awasom '02, '03
 Calvin Axtell '50, '52, '53, '54

↳ B

Garland Bailey '63, '64
 Terry Bailey '75, '76
 Emmett Baker '59, '60
 Robert Baker '69
 Kendall Banks '52, '53, '54
 Larry Banks '85, '86
 Justin Barnett '03, '04, '05, '06
 Hubert Barr '24, '25
 Robert Barse '51
 Dyalan Beamon '91, '92, '93
 Elmer Beard '52, '53, '54
 Fine Bedford '20
 George Beggs '43
 Rodney Belcher '84, '85
 Ben Bell '07, '08
 Sam Bell '47, '48, '49
 Raymond Berry '27, '28
 J. W. Black '35
 Stan Blackmon '73, '74
 Andy Blount '02
 Thomas Bonner '17
 Larry Bonzoumet '69
 Nimrod Borchardt '31
 Kenneth Boren '58, '60
 Andre Boutte '84, '85, '86
 Lance Boxwell '03
 Charles Brecht '45
 Clarence Bridges '37
 J. B. Brock '27, '28, '29, '30
 Donovan Brown '93
 Jay Brown '93, '94, '95
 John Lee Brown '45, '46, '47
 Lionel Brown '06
 Glenn Buntin '74
 Johnny Burks '66
 David Burns '63, '64, '65
 Rod Byrd '59, '60

↳ C

Pat Cain '50, '51, '52
 Zackery Cain '35, '36
 Wayne Calloway '26
 Ted Carley '43, '46
 Billy Carmack '85, '86, '87
 Bobby Carl '93
 Dewey Carr '38, '39, '40
 Cedric Carson '91, '92
 Bill Chandler '45, '47, '48, '49
 Chris Chavers '90
 Rusty Chiles '02, '03
 Andrien Choplick '86, '88, '89
 Ed Clark '37
 Devon Coleman '92
 Johnny Coleman '71, '72

Norman Colglazier '62, '63
 A. V. Collins '48
 Ross Collins '41, '42, '43
 Michael Colter, '99
 Larry Conces '51, '52, '53
 Lloyd Cook '42
 Manley Cooper '43
 Zaveon Cooper '97
 Charles Cox '34, '35
 Bill Cox '72, '73
 Jack Cox '39, '40, '41
 Woodrow Counts '39, '40, '41
 Herman Cowley '26, '28, '29, '30,
 Kyle Crawford '00
 Larry Cruise '61, '62
 W. C. Cummings '27, '29
 Don Cummins '58, '59, '60
 Bill Cutter '67, '68, '69

↳ D

George Daniels '48, '49
 Ira Daniels '66
 Chris Davis '00, '01, '02, '03
 Dean Davis '55, '56
 H.F. Davis '18
 Kendrick Davis '06, '07
 Melvin Davis '75, '76, '77, '78
 Pooh Davis '97
 Willie Davis '65, '66, '67, '68
 Don Deardorff '47, '48, '49, '50
 Grady Deaton '18, '19, '20
 Keenan DeBose '86, '87
 Michael DeGrate '03, '04
 Collin Dennis '08, '09
 Gavin Diepraam '91
 E. C. Dittrich '34, '36
 Ardie Dixon '61, '62
 Alvin Dobbins '32, '33, '34
 Eric Dortch '95
 Howard Douglas '30, '31, '32, '33
 O. P. Douglas '19, '20
 Dwight Dow '62
 James Duncan '96, '97
 Javan Dupree '81, '82, '83, '84
 Tim Duryea '87, '88

↳ E

Kenneth Eason '42, '43
 David Ebershoff '62, '63
Alonzo Edwards '11
 Dave Edwards '22, '23
 Harold Edwards '06, '07
 Tom Edwards '49, '50, '51, '52
 Jamie Egenti '10, '11
 Paul Elkjer '84, '85, '86, '87
 Chad Elstun '96, '97
 Deginald Erskin, '99, '00
 Joe Ervin, '99
 Tom Etchison '94, '95
 Bill Ethridge '72
 Otis Evans '94

↳ F

Chuck Fath '64, '65
 Randy Felhaber '73
 Glenroy Ferguson '86, '87
 Art Fiste '61
 Bill Forbes '45
 Bud Forman '61, '62
 Daryel Forney '75
 Mort Fraley '69
 John Franklin, '04
 Adrian Frazier '85
 Sam Funches '99, '00

↳ G

Jerold Gales '90
 John Gales '81, '82, '83, '84
 James Gamble '78
 Willie Gandy '71, '72
 Bobby Garner '53, '54
 Atkins Gay '32, '33, '34
 Robert Gilladay '33, '34
 Brandon Gilbert '99, '00
 Denny Gilliliand '17
 Floyd Gilmore '21
 Thomas Gipson '91, '92
 Nick Goff '10
 W. C. Golden '33
 Wynne Graham '18, '19
 Lee Green '02, '03
 Jermaine Green '02, '03
 Vandel Green '42
 Robert Greene '88
 Vincent Greene '85, '86
 Ron Griffen '90, '91, '92, '93
 Greg Grissom '82
 Tom Grissom '59, '60, '61
 Kevie Gulley '88, '89, '90
 Mike Guon '79, '80, '81, '82

↳ H

Kenneth Hale '55, '56
 Greg Hall '94
Tyler Hall '10, '11
 Joe Hamilton '69, '70
 Div Hamlin '81, '82
 Billy Hardaway '79, '80
 Dominic Hardie, '99
 Leland Hardigree '23, '24, '25
 Kelvin Harris '90, '91
 Ron Harris '03, '04, '05
 Aquilla Harrison '24
 Wendel Hart '68
 Ronnie Harvey '56
 Bailey Hatley '21
 Ralph Havenhill '38, '39, '40
 Jimmie Hawk '35, '36
 Donnell Hayden '91
 Elmore Hayes '25, '26, '27
 Zack Hayes '61, '62
 Hamp Hazelton '67, '68
 Tyler Helwig '00
 Will Henderson '34
 Xavier Henton '92, '93, '94
 Honey Herring '28, '29
 Wilson Herring '31, '32
 Louis Herron '38
 Lanier Hester '36, '38, '39
 Ralph Hester '38, '39, '40
 Pat Hicks '80, '81, '82, '83
 Chris Higgs '06
 Ben Hill '56
 Isaac Hines '05, '06
 Kenneth Hinkle '56, '58
 Jess Hodges '45
Kedrick Hogans '08, '09, '11
Jacob Holmen '10, '11
 Bervin Hooper '51, '52, '53, '54
 Tom Hooper '52, '53, '54, '55
 Ballard Hopkins '59
 Fred Hopkins '53, '54, '55, '56
 Herman Hopkins '43, '46, '47
 Leonard Hopkins '02, '03, '04, '05
 Ronald Horne Jr. '08
 John Horrocks '82, '83, '84
 Justin Howerton '06, '07, '08, '09
 Lawrence Hudson '84
 Matthew Huff '67

Billy Hughs '66
 Eugene Hunley '40, '41, '42
 Deon Hunter '87, '88, '89
 Denton Huston '31
 E. O. Hutcheson '24
 Patrick Hutchins '90

↳ I

Bobby Iverson '73, '74

↳ J

Eric Jackson '92, '93, '94
 Jonathan Jackson '07
 Sammy Jackson '57
 Eugene Jemison '87
 Alonzo Johns '34
 Bob Johnson '73
 Charles Johnson '49, '50, '51, '52
 Dominique Johnson '09, '10, '11
 James Johnson '46, '48, '49
 Johnny Johnson '48, '49
 Luke Johnson '17
 Royce Johnson '93
 Shawnsom Johnson, '04
 Walter Johnson '76 '77
 Wayne Johnson '82 '83 '84
 Albert Jones '64 '65 '66
 Carl Jones '74 '75 '76
 Dello Jones '35 '36
 Deral Jones '26 '27
 Mack Jones '96
 Michael Jones, '04, '05
 Tony Jones '95 '96

↳ K

Danny Kaspar '77 '78
 Charles Kearney '93
 Edward Kelly '49 '50 '51
 Pat Kelley '51 '52 '53
 Howard Keyes '42
 Earl King '73 '74 '75 '76
 George King '94 '95 '96
 James King '57 '58
 Ulysses Knight '22 '23
 J. C. Knowles '31
 Wenlen Knowles '35
 Ben Knox '10, '11
 Ted Koonce '46

↳ L

Nicky Labus '75
 David Lane '55 '56
 J. D. Lane '42 '43 '47
 Herb Larkins '71
 Sean Lathan '93 '94 '95
 Robert Lewis '83 '84
 Roland Lipscomb '26 '28 '30
 Waymond Lister '76 '77 '78 '79
 G. A. Lloyd '42
 Mike Long '64
 Louis Lutrick '50 '51
 Bryan Lucas '00, '01
 Kenneth Lyons '80 '81 '82 '83

↳ M

Tony Macalik '80 '81 '83
 John Malaisse '38 '39 '40
 Bernt Malion '79
 Collin Mangrum '07, '09, '10
 Kenneth Mangrum, '99, '00, '01, '02
 Jon Manning '78 '79



Stewart Marquis '72
Tave Martin '90
Unjel Masters '00, '02, '03
Antwone Matlock '09, '10
Dan McAlister '21 '22 '23
Reco McCarter '86 '88
Ed McClelen '60
Glen McCracken '18 '19 '20
L. L. McCombs '24 '25
Adam McCoy '08, '09
Morris McCrary '25
Maurice McCray '24
Fred McDade '81 '83
Eph McDaniel '70 '71 '72
Jeremy McFall '01
Antonio McKenzie '01, '02
Delbert McKnight '46 '47 '48
Bill McLaughlin '59 '60 '61
Charles McMillian '77 '78
Smith Meador '17 '18 '19 '20
W. E. Meador '17
Billy Menefee '41 '42 '43
Jerry Merck '70 '71 '72
Paul Meyer '85 '86
Norvell Miles '76 '77
Carl Miller '63 '64 '65 '66
David Miller '95 '96 '97
Jack Miller '30 '31
Jason Miller '00, '01
Oscar Miller '61 '62 '63
Ron Miller '65 '66 '67
W. T. Miller '35 '36
Don Mitchell '63
Dwight Mitchell '74
Fred Mitchell '75 '76 '77 '78
Joe Mitchell '53 '54 '55 '56
Marqus Mitchell, '04, '05
Jeff Montague Jr. '08
John Moody '73
J. D. Moore '31 '32 '33
Ronnie Morgan '88 '89 '90
L. B. Morriss '35
Jim Mudd '59 '60
Thad Murley '23 '24
Terence Myracle '26 '27
Lowell Myrie '90 '91

↳ N

Cecil Nabors '34
Pat Nash '91 '92
Jason Neal '96 '97
Furmia Nealy '80 '81 '82 '83
Bill Nelson '83 '84
Tony Northcross '88
Jerald Nunley '91 '92

↳ O

George Odufuwa '09, '10, '11
Thomas Officer '95
Al Oglesby '57

↳ P

James Palmer '53 '54
H. A. Perryman '22 '23 '24 '25
Ray Perryman '29 '30 '31
Rodrick Peyton '97
Jack Pierce '56 '57 '58
Bill Pilgrim '57
Harry Pinkerton '21 '22
Mike Pistana '92 '93
Les Pollock '61 '62
Jimmy Powell '53 '54 '55

Doyle Preston '38 '39
Phillip Price '43
Joe Pride '75
Butch Pruett '66

↳ R

Randall Raburn '61 '62
James Rainbolt '58
Jesse Ratliff '91 '92 '93 '94
Rip Redman '19
Avery Redmond '11
Donald Reed '84
Doug Reedy '65 '66
Andrew Reinking '07
Darrell Reitzel '59 '60
Chris Reynard '80
Mike Ritchie '01
Osborne Richards '25
Josh Richardson '01
Hack Richie '37
H. H. Riley '24
Sean Riley '96 '97
Ricky Robertson '87 '88 '89
Ken Robinson '77 '78 '79 '80
Scott Roniger, '03, '04
Jerome Rogers '01, '02, '03, '04
Harry Roper '21
W. C. Rowden '37
Jared Ruffin '06, '07
Rubin Russell '66 '67
Bill Rutherford '48 '49 '50

↳ S

Jeryl Sasser '72 '73
John Savage '62 '63 '64
Ben Sayles '71
Dick Schiebel '46
Doug Schlinder '89 '90 '91
Travis Schofield '96
Ray Schufford '90 '91
Phillip Sewell '74 '75
Fritz Shankles '17
Howard Shannon '43
Jake Short '90
Shannon Shorter '10, '11
Al Shumate '70 '71
Jeffrey Simpson '05, '06
Floyd Singleton '86 '87
Hubert Simpson '21
Adam Smith '94 '95
Bert Smith '19
Chris Smith '96
Dennis Smith '85
Doyle Smith '38 '39
Mookie Smith '83
Will Smith '01, '02, '03, '04
William Smith '86 '87 '88 '89
Craig Smoak '77 '78
John Smyers '31 '32 '33 '34
Cameron Spencer '10
Larry Spruiell '74 '75 '77 '78
Bill Stephens '68 '69
Harold Stewart '06, '07, '08, '09
Bill Strong '18
Frances Stroup '28 '29
Jim Struck '70 '71
Michael Sturns, '05, '06, '07
W. O. Swindall '29
Earl Swindle '85

↳ T

Earl Tanningham '52
A. B. Tate '40 '41 '42
Delonte Taylor '81 '82
Michael Taylor '80 '81
Weldon Taylor '35
Paul Tedder '76
Jerald Temple '90
Dexter Tennell '99
Richard Thomas '10
Ty Thomas '03, '04, '05
Tristan Thompson '08, '09, '10, '11
Chuck Thrash '97
Kenneth Timken '45
Ewell Titus '37
Ray Toole '58 '59
Eric Tramiel '09, '10
John Tucker '72 '73
Larry Tucker '70 '71 '72
Charlie Turner '36

↳ V

Harlan Vander Zee '51 '52 '53
E. L. Vannoy '37
David Vasher '79 '80 '81 '82
Harold Vick '36

↳ W

Rusty Walker '90 '91 '92 '93
Dick Wall '49 '50 '51
Kenneth Ward '58 '60
Todd Warren '84 '85
Charles Washington '97, '98, '99
Robert Washington '97
Randall Watkins '27 '28 '29
Calvin Watson, '04, '05, '06, '07
Pete Welch '64 '65
Charles West '21
Ben West '37
I. M. West '23
W. B. West '22
Crest Whitaker '69 '70
Arlin White '89
Josh White '08, '09, '10, '11
Kellis White '57
Terence White '01, '02
Dave Whittington '87 '88
Walter Wilkerson '20
Al Williams '79
Alzee Williams '10
Calvin Williams, '99, '00
Donald Williams '89 '90
Ken Williams '75 '76 '77 '78
Merritt Williams '82
Norman Williams '70 '71 '72
Quincy Williams '05, '06, '07, '08
Dez Willingham '08
Wendell Williams '87 '88 '89
Doug Willoughby '67
Bruce Wilson '47 '48
Leroy Winfield '68 '69
Danny Wise '77 '79 '80
Tom Wolf '71
Roy Wood '41
Keith Wooden '07, '08
Dick Woodward '51 '52 '53
Tony Worrell '85 '86 '87 '88
Marcellus Wright '01
Ted Wright '32
Tony Wright '73 '74 '75

↳ Y

Dan Yarbro '38 '39
Carl York '27 '28 '29
C. J. Young '17
Rich Young '06, '07

↳ Z

Albert Zeretzke '33 '34



RECORDS

↳ post-season appearances

The Mean Green made a triumphant return to the NCAA Tournament in 2010, the program's second berth in four seasons. A school and conference record four All-Sun Belt players punched NT's ticket to the Big Dance with a 66-63 win over Troy in the SBC Tournament finals.

In 2007, Johnny Jones and the Mean Green claimed the program's first-ever Sun Belt Conference Tournament title. North Texas defeated Arkansas State in the championship and received its NCAA Tournament bid since 1988.

Aside from the 1988 Southland Conference Championship title and NCAA Tournament run, the Mean Green's only other post-season appearance occurred in 1943 when it won the Lone Star Conference and advanced to the NAIA national tournament.

North Texas has claimed four conference tournament MVP awards, the latest of which went to George Odufuwa in 2010. Calvin Watson led NT to the 2007 SBC title and earned MVP honors. Mean Green legends Tony Worrell and Kenneth Lyons were named Southland Conference MVPs in 1983 and 1988, respectively.

↳ 2010: NCAA Appearance

Head Coach: Johnny Jones

Record: 24-9

The 2009-10 campaign saw a school-record 24 wins, a school and conference record four All-Sun Belt honorees and the program's fourth straight 20-win season - not to mention NT's second Sun Belt title and NCAA Tournament bid in the last four seasons. With its 66-63 win over Troy, North Texas earned a No. 15 seed and faced No. 2 Kansas State in Oklahoma City's Ford Center. The Wildcats ended the Mean Green's year with an 82-62 win, but the campaign will go down as perhaps the finest in NT history.

↳ 2007: NCAA Appearance

Head Coach: Johnny Jones

Record: 23-11

North Texas punched its ticket to the NCAA Tournament with an 83-75 win over Arkansas State in the Sun Belt Tournament Championship game, clinching its first-ever SBC title. The Mean Green earned a No. 15 seed and headed to New Orleans to take on No. 2 Memphis. The Mean Green opened with a bang, knocking the Tigers on their heels with a six point lead in the opening frame, but the Conference USA Champions rebounded for a 73-58 victory.

↳ 1988: NCAA Appearance

Head Coach: Jimmy Gales

Record: 17-13

The Mean Green earned its first-ever berth in the NCAA Tournament after capturing the 1987-88 Southland Conference regular season and sweeping to wins over McNeese State (82-61) and Northeast Louisiana (87-70) to claim the conference tournament. Matched against North Carolina in the opening round, the Mean Green lost 83-65.

↳ 1943: NAIA Appearance

Head Coach: Pete Shands

Record: 11-14 (Third place finishers in NAIA)

In 1942-43, despite finishing the regular season with a record of 7-13, the Eagles won the Lone Star Conference with a mark of 4-2 to claim a berth in the NAIA national tournament in Kansas City. Once there, North Texas got on a roll and won its first three games against Wisconsin Stout (60-37), York (51-49) and Hamline (45-41). After losing to Northwest Missouri State (47-31) in the semifinals, the Eagles bounced back to claim third place with a 59-54 win over Murray State.



Season	Head Coach	Overall	Conference
1916-17	J.W. St. Clair	4-6	
1917-18	J.W. St. Clair	9-2	
1918-19	J.W. St. Clair	7-4	
1919-20	J.W. St. Clair	5-2	
1920-21	Theron Fouts (Baylor, '27)	5-3	

TEXAS INTERCOLLEGIATE ATHLETIC ASSOCIATION

1921-22	J.W. St. Clair	11-1	10-0 (1st)
1922-23	J.W. St. Clair	13-1	11-1 (1st)
1923-24	J.W. St. Clair	9-5	9-5 (NA)
1924-25	John Reid (Baylor, '27)	11-5	11-5 (6th)
1925-26	John Reid	20-5	12-2 (1st)
1926-27	John Reid	16-7	13-2 (1st)
1927-28	John Reid	14-8	8-4 (3rd)
1928-29	John Reid	18-6	8-4 (3rd)
1929-30	Terrance Myracle	10-5	5-5 (NA)
1930-31	Terrance Myracle	12-12	4-6 (5th)

LONE STAR CONFERENCE

1931-32	Terrance Myracle	9-11	6-4 (2nd)
1932-33	Terrance Myracle	7-8	5-5 (3rd)
1933-34	Jack Sisco (Baylor, '27)	7-13	3-7 (5th)
1934-35	Jack Sisco	8-14	1-7 (5th)
1935-36	Pete Shands (SW Texas, '24)	6-10	2-6 (4th)
1936-37	Pete Shands	8-7	3-5 (4th)
1937-38	Pete Shands	14-7	6-2 (1st)
1938-39	Pete Shands	13-10	3-5 (4th)
1939-40	Pete Shands	9-15	3-5 (4th)
1940-41	Pete Shands	5-14	1-7 (5th)
1941-42	Pete Shands	11-6	6-2 (1st)
1942-43	Pete Shands	11-14	4-2 (1st)

NO TEAM FROM 1943-45 DUE TO WORLD WAR II

1945-46	Pete Shands	6-10	6-4 (3rd)
1946-47	Pete Shands	13-10	8-4 (2nd)
1947-48	Pete Shands	15-10	9-3 (1st)
1948-49	Pete Shands	10-11	4-8 (6th)

GULF COAST CONFERENCE

1949-50	Pete Shands	10-16	2-4 (2nd)
1950-51	Pete Shands	12-12	3-1 (1st)
1951-52	Pete Shands	15-8	4-2 (1st)
1952-53	Pete Shands	18-4	7-1 (1st)
1953-54	Pete Shands	19-9	7-1 (1st)
1954-55	Pete Shands	8-16	3-5 (2nd)
1955-56	Pete Shands	9-13	1-5 (3rd)
1956-57	Pete Shands	3-20	2-4 (3rd)

MISSOURI VALLEY CONFERENCE

1957-58	Pete Shands	3-18	1-13 (8th)
1958-59	Pete Shands	6-18	2-12 (8th)
1959-60	Charles Johnson (NTSC, '52)	7-19	1-13 (8th)
1960-61	Charles Johnson	2-22	1-11 (7th)
1961-62	Charles Johnson	3-23	0-12 (7th)
1962-63	Charles Johnson	10-14	4-8 (6th)
1963-64	Charles Johnson	7-17	1-11 (7th)
1964-65	Charles Johnson	7-19	1-13 (8th)
1965-66	Dan Spika (Wisconsin, '54)	5-20	0-14 (8th)
1966-67	Dan Spika	12-13	4-10 (7th)
1967-68	Dan Spika	8-18	3-13 (8th)
1968-69	Dan Spika	15-10	8-8 (4th)
1969-70	Dan Spika	18-8	11-5 (3rd)
1970-71	Harry Miller (E. New Mexico, '51)	10-15	4-10 (7th)
1971-72	Gene Robbins (SE Okla., '54)	8-18	2-12 (7th)
1972-73	Gene Robbins	9-16	4-10 (8th)
1973-74	Gene Robbins	13-13	4-8 (7th)
1974-75	Gene Robbins	6-20	3-11 (7th)

INDEPENDENT

1975-76	Bill Blakeley (Abilene Christian, '56)	22-4
1976-77	Bill Blakeley	21-6
1977-78	Bill Blakeley	22-6
1978-79	Bill Blakeley	11-16
1979-80	Bill Blakeley	13-14
1980-81	Bill Blakeley	15-12
1981-82	Bill Blakeley	15-12

SOUTHLAND CONFERENCE

1982-83	Bill Blakeley	15-15	5-7 (5th)
1983-84	Tommy Newman (Wichita St., '68)	9-19	3-9 (6th)
1984-85	Tommy Newman	5-23	1-11 (7th)
1985-86	Tommy Newman	10-18	4-8 (6th)
1986-87	Jimmy Gales (Alcorn St., '63)	11-17	4-6 (4th)
1987-88	Jimmy Gales	17-13	12-2 (1st)!
1988-89	Jimmy Gales	14-15	10-4 (1st)
1989-90	Jimmy Gales	5-25	3-11 (7th)
1990-91	Jimmy Gales	17-13	11-3 (2nd)
1991-92	Jimmy Gales	15-14	12-6 (2nd)
1992-93	Jimmy Gales	5-21	5-13 (9th)
1993-94	Tim Jankovich (Kansas St., '82)	14-15	9-9 (4th)
1994-95	Tim Jankovich	14-13	9-9 (4th)
1995-96	Tim Jankovich	15-13	12-6 (2nd)

BIG WEST CONFERENCE

1996-97	Tim Jankovich	10-16	5-11 (5th)#
1997-98	Vic Trilli (Midwestern St., '76)	5-21	4-12 (6th)#
1998-99	Vic Trilli	4-22	4-12 (6th)#
1999-00	Vic Trilli	7-20	5-11 (6th)#

- Eastern Division

SUN BELT CONFERENCE

2000-01	Vic Trilli	4-24	1-15 (6th)*
2001-02	Johnny Jones (LSU, '85)	15-14	8-7 (4th)*
2002-03	Johnny Jones	7-21	2-13 (6th)*
2003-04	Johnny Jones	13-15	8-8 (3rd)*
2004-05	Johnny Jones	14-14	6-9 (T4th)*
2005-06	Johnny Jones	14-14	6-9 (T4th)*
2006-07	Johnny Jones	23-11	10-8 (3rd)*!
2007-08	Johnny Jones	20-11	10-8 (3rd)*
2008-09	Johnny Jones	20-12	11-7 (2nd)*
2009-10	Johnny Jones	24-9	13-5 (1st)*!
2010-11	Johnny Jones	22-11	8-8 (4th)*

* - West Division

! - Tournament Champions



RECORDS

↳ coaching records

↳ Career Coaching Records

NAME	YEARS	CAREER	RECORD	PCT.
J.W. St. Clair.....	7	1916-20, 1921-24	58-21	.734
John Reid.....	5	1924-29	79-31	.718
Theron Fouts.....	1	1920-21	5-3	.625
Bill Blakeley.....	8	1976-83	134-85	.612
Johnny Jones.....	10	2001-Current	172-132	.566
Terrance Myracle.....	4	1929-33	38-36	.514
Tim Jankovich.....	4	1993-97	53-57	.482
Pete Shands.....	22	1935-59	224-258	.465
Dan Spika.....	5	1965-70	58-69	.457
Jimmy Gales.....	7	1986-93	84-118	.416
Harry Miller.....	1	1970-71	10-15	.400
Jack Sisco.....	2	1933-35	15-27	.357
Gene Robbins.....	4	1971-75	36-67	.350
Tommy Newman.....	3	1983-86	24-60	.286
Charles Johnson.....	6	1959-65	36-114	.240
Vic Trilli.....	4	1997-01	20-87	.186

↳ Coaching Victories

Coach	Wins
Pete Shands.....	224
Johnny Jones.....	172
Bill Blakeley.....	134
Jimmy Gales.....	84
John Reid.....	79
J.W. St. Clair.....	58
Dan Spika.....	58
Tim Jankovich.....	53
Terrance Myracle.....	38
Charles Johnson.....	36
Gene Robbins.....	36
Tommy Newman.....	24
Vic Trilli.....	20
Jack Sisco.....	15
Harry Miller.....	10
Theron Fouts.....	5

↳ Winning Seasons (.500 +)

Coach	Seasons
Pete Shands.....	9
Johnny Jones.....	8
J.W. St. Clair.....	6
Bill Blakeley.....	6
John Reid.....	5
J. W. St. Clair.....	3
Jimmy Gales.....	3
Dan Spika.....	2
Tim Jankovich.....	2
Terrance Myracle.....	2
Gene Robbins.....	1

↳ Super Pit Record: 311-177 (.637)

Year	Avg. Attendance	Record
1973-74	n/a	10-5
1974-75	n/a	4-8
1975-76	4,396	14-0
1976-77	5,521	10-2
1977-78	3,661	14-0
1978-79	n/a	6-6
1979-80	n/a	7-5
1980-81	n/a	9-4
1981-82	2,776	8-3
1982-83	2,603	9-6
1983-84	1,465	5-7
1984-85	1,243	4-7
1985-86	1,508	8-5
1986-87	2,523	8-4
1987-88	2,927	9-4
1988-89	3,406	8-4
1989-90	2,571	2-10
1990-91	2,749	11-2
1991-92	2,619	7-4
1992-93	1,959	5-7
1993-94	2,206	8-4
1994-95	2,406	9-5
1995-96	2,314	9-3
1996-97	1,939	6-6
1997-98	2,502	3-6
1998-99	2,340	3-7
1999-00	2,633	5-7
2000-01	1,542	3-9
2001-02	1,809	10-3
2002-03	2,159	3-8
2003-04	2,031	9-3
2004-05	2,285	9-6
2005-06	2,147	11-4
2006-07	2,067	13-3
2007-08	3,178	15-2
2008-09	3,084	11-4
2009-10	2,716	12-2
2010-11	3,552	14-2



↳ Series Records At The Super Pit

SCHOOL	W	L	SCHOOL	W	L
Alabama	0	1	Northwestern State	10	1
Alcorn State	3	0	Oklahoma Panhandle St.	1	0
Angelo State	2	0	Oklahoma State	1	2
Arizona State	1	0	Oral Roberts	2	2
Arkansas-Little Rock	3	5	Pacific	1	1
Arkansas State	8	8	Pepperdine	0	1
Austin College	1	0	Phillips	1	0
Avila College	1	0	Portland State	1	1
Baylor	4	5	Rice	2	0
Belhaven	1	0	Roosevelt	1	0
Boise State	1	2	St. Edward's	3	0
Bradley	2	1	St. Louis	1	1
Cal State Fullerton	1	1	St. Mary's	2	1
Cal Poly	1	1	Sam Houston State	10	1
UC Irvine	2	0	Samford	3	0
UC Santa Barbara	1	0	San Diego	0	1
Cameron	4	0	South Alabama	5	5
Centenary	4	2	SMU	4	3
Central Oklahoma	2	0	S. Mississippi	0	2
Chattanooga	1	0	Southeastern Louisiana	2	2
Chicago State	1	0	Southeast Missouri St.	1	0
Colorado	0	1	Southern	2	0
Colorado State	2	0	Southwest Missouri St.	1	0
Creighton	1	0	Southwestern (KS)	1	0
Denver	9	2	Southwestern (TX)	2	1
DePaul	0	1	Stephen F. Austin	6	5
Drake	0	2	Tarleton State	2	0
East Texas Baptist	1	0	Tennessee Tech	1	0
FIU	5	2	Texas	2	1
Florida Atlantic	4	1	Texas Southern	1	2
Fresno State	0	1	Texas Wesleyan	0	2
Georgia Southern	1	0	Texas A&M	1	0
Grambling State	1	0	Texas A&M-Commerce	1	0
Hardin-Simmons	8	1	Texas A&M-International	1	0
Hartford	1	0	Texas A&M-Kingsville	3	0
Henderson State	3	0	TCU	6	3
Houston	0	2	Texas Lutheran	1	0
Houston Baptist	2	1	Texas-Permian Basin	2	0
Idaho	0	3	Texas Southern	1	0
Illinois State	1	0	Texas Tech	2	2
Indiana	0	1	UNC Wilmington	1	0
Indiana State	1	0	UT Arlington	18	8
Jackson State	4	0	UT Pan American	4	7
Jarvis Christian	1	0	UT San Antonio	6	3
Kansas State	1	1	Texas State	8	3
Lamar	7	3	Trinity	1	0
Lipscomb	1	0	Troy	3	1
Long Beach State	3	1	Tulsa	1	4
Louisiana-Lafayette	9	4	Univ. of the Southwest	1	0
Louisiana-Monroe	9	11	Utah State	1	2
Louisiana Tech	2	5	VCU	1	0
Mary Hardin Baylor	1	0	Wayland Baptist	2	0
MD-Baltimore County	1	0	Weber State	1	0
Middle Tennessee St.	2	3	Western Kentucky	1	3
Memphis State	1	0	West Texas A&M	5	1
McMurry	1	0	Westmont College	1	0
McNeese State	10	6	Wichita State	2	0
Midwestern State	1	0	Wisconsin-Parkside	1	0
Mississippi	0	1	Wyoming	0	1
Montana State	0	1			
Nebraska	0	1			
Nevada	2	2			
New Mexico State	5	5			
New Orleans	5	7			
Nicholls State	5	2			
North Carolina A&T	1	0			
Northwestern Okla. State	1	0			

↳ Super Pit Records

NORTH TEXAS TEAM

Points: 125 vs. Texas A&I (12/5/75)
Points in a Half: 66, First Half vs. Texas A&I (12/5/75)
Field Goals: 54 vs. Texas A&I (12/1/75)
Field Goal Attempts: 117 vs. Creighton (2/26/77)
Field Goal Percentage: .674 vs. Sam Houston State (1/28/95)
3-Point Field Goals: 19 vs. Mary Hardin-Baylor (11/25/96)
3-Point Field Goal Attempts: 38 vs. New Mexico St. (1/22/98)
3-Point Field Goal Percentage: .722 vs. Nicholls St. (2/3/94)
Free Throws: 36, last vs. Henderson State (11/12/10)
Free Throw Attempts: 49 vs. South Alabama (2/9/02)
Free Throw Percentage: .920 vs. Virginia Commonwealth (1/24/76)
Rebounds: 80 vs. Texas A&I (12/1/75)
Assists: 30 vs. Northwestern St. (2/25/89)
Steals: 20 vs. UT-Permian Basin (12/28/05)
Blocked Shots: 11 vs. Nicholls State (12/10/05); vs. New Orleans (2/8/07)
Team Fouls: 36 vs. Centenary (1/15/79)

NORTH TEXAS INDIVIDUAL

Points: 44, Donnell Hayden vs. Nicholls St. (12/5/90)
Points in a Half: 28, Jon Manning vs. Baylor (12/4/78)
Field Goals: 18, Stan Blackmon vs. Chicago St. (1/14/74);
 Donnell Hayden vs. Nicholls State (12/5/90)
Field Goal Attempts: 34, Donnell Hayden vs. Nicholls St. (12/5/90)
3-Point Field Goals: 8, Chad Elstun vs. Nicholls St. (2/3/94)
Free Throws: 16, Jesse Ratliff vs. Nicholls State (1/15/92)
Free Throw Attempts: 22, Jermaine Green vs. South Alabama (2/9/02)
Rebounds: 29, Ken Williams vs. Lamar (1/18/78)
Assists: 12, Deon Alexander vs. Southwestern (KS) (2/25/87)
Steals: 6, Lee Green vs. Lipscomb (12/19/01); Isaac Hines vs. Arkansas St. (1/22/05)
Blocked Shots: 8, Jason Miller vs. New Mexico St. (1/24/01)

OPPONENT INDIVIDUAL

Points: 45, Charles Bailey, Fresno State (12/30/73)
Field Goals: 18, Charles Bailey, Fresno State (12/30/73)
Field Goal Attempts: 35, Freeman Williams, Portland State (1/29/77)
Free Throws: 16, Marlon Anderson, UT-San Antonio (3/4/95)
Free Throw Attempts: 18, Rick Apke, Creighton (2/26/77)
Rebounds: 23, Chris Jackson, New Mexico State (2/1/03)

↳ Opening Night at The Super Pit

Date: Tuesday, December 4, 1973
Opponent: TCU
Score: North Texas 109, TCU 93
First Field Goal: Tony Wright, NT
Leading NT Scorer & Rebounder: Bobby Iverson, 30 pts., 16 reb.
North Texas Head Coach: Gene Robbins
TCU Head Coach: Johnny Swain
Who Was An NT Assistant?: Billy Tubbs.

↳ Top 10 Crowds at The Super Pit

- 10,600 --vs. SMU (1/22/77)
- 9,100 -- vs. DePaul (12/16/80)
- 8,816 -- vs. West Texas St. (3/1/76)
- 8,100 -- vs. Texas (1/17/80)
- 7,105 -- vs. Texas Tech (11/16/10)
- 7,100 -- vs. Pan American (3/2/77)
- 7,087 -- vs. Bradley (2/28/76)
- 6,820 -- vs. Baylor (12/8/76)
- 6,793 -- vs. Oklahoma State (11/14/07)
- 6,500 -- vs. Creighton (2/26/77)



RECORDS

↳ vs ap ranked opponents

Opponent	Rank	Date	W/L	Score	Site
Oklahoma City	18	1/11/1952	W	51-49	H
Oklahoma City	18	1/15/1952	L	65-41	A
Oklahoma State	5	1/23/1954	L	66-51	A
Cincinnati	4	12/20/1957	L	94-52	H
Bradley	12	1/4/1958	L	73-53	H
Wichita State	20	1/8/1958	L	80-54	H
Cincinnati	7	1/11/1958	L	127-57	A
Bradley	10	1/13/1958	L	85-58	A
Oklahoma State	9	1/25/1958	L	66-44	H
Oklahoma State	10	2/24/1958	L	63-52	A
Bradley	9	1/10/1959	L	79-58	H
Cincinnati	7	1/12/1959	L	64-56	H
St. Louis	15	2/2/1959	L	98-57	A
St. Louis	8	2/23/1959	L	70-58	H
Bradley	9	2/28/1959	L	80-58	A
Cincinnati	3	3/2/1959	L	95-64	A
St. Louis	12	1/9/1960	L	95-65	A
Bradley	2	2/6/1960	L	101-61	A
Cincinnati	1	2/8/1960	L	123-74	A
Bradley	2	2/20/1960	L	69-39	H
Cincinnati	1	2/22/1960	L	85-54	H
St. Louis	16	2/29/1960	L	85-63	H
Bradley	2	1/14/1961	L	110-72	H
Bradley	5	2/18/1961	L	105-70	A
Cincinnati	3	2/25/1961	L	73-43	H
Cincinnati	3	1/25/1962	L	89-61	A
Bradley	9	1/27/1962	L	84-70	A
Cincinnati	3	2/3/1962	L	77-50	H
Bradley	7	2/8/1962	L	91-61	H
Cincinnati	1	1/10/1963	L	75-58	H
Wichita State	8	1/25/1963	W	69-67	A
Cincinnati	1	2/21/1963	L	94-61	A
Wichita State	8	2/28/1963	L	89-73	H
Drake	10	2/20/1964	L	77-71	A
Wichita State	5	3/2/1964	L	90-83	A
Wichita State	2	1/2/1965	L	107-88	A
Wichita State	4	2/20/1965	L	69-67	H
Louisville	2	1/5/1967	L	86-66	A
Cincinnati	8	1/7/1967	L	74-71	A
Louisville	2	2/16/1967	L	68-61	H
Houston	2	12/29/1967	L	45-43	N
Santa Clara	10	12/20/1968	L	46-31	A
Cincinnati	10	12/28/1968	L	74-62	A
Louisville	14	12/30/1968	L	86-73	A
Tulsa	14	1/27/1969	L	104-94	A
Tulsa	19	3/1/1969	W	89-84	H
Marquette	12	12/13/1969	L	83-60	A
Drake	16	1/29/1970	L	95-84	A
Drake	11	2/10/1970	W	93-81	H
Marquette	3	12/23/1970	L	67-57	N
Louisville	13	1/7/1971	L	90-72	H
Louisville	6	1/24/1971	L	95-72	A
Louisville	15	2/27/1971	W	79-73	A
Memphis	15	2/12/1972	L	87-80	H
Louisville	3	2/29/1972	L	90-85	H
Long Beach State	6	12/1/1972	L	63-56	A
Kansas State	16	12/11/1972	L	76-62	A
Memphis	14	2/22/1973	L	93-88	H
Louisville	15	1/31/1974	L	97-81	A
Louisville	7	2/1/1975	L	112-67	A
Syracuse	8	1/3/1978	L	94-84	A
Marquette	16	12/29/1978	L	84-69	A
Arkansas	14	1/4/1979	L	96-71	A
DePaul	1	2/2/1980	L	102-71	A
Brigham Young	19	12/12/1980	L	108-92	A
DePaul	1	12/16/1980	L	92-86	H
Memphis	9	2/14/1983	L	80-63	H
Memphis	5	11/26/1983	L	101-79	A
SMU	6	12/19/1984	L	90-45	A

Opponent	Rank	Date	W/L	Score	Site
Louisiana Tech	12	1/17/1985	L	68-50	A
Louisiana Tech	14	2/9/1985	L	90-72	H
Missouri	8	12/4/1987	L	74-56	A
North Carolina*	7	3/17/1988	L	83-65	N
Oklahoma State	23	11/28/1989	L	94-66	H
Oklahoma	6	12/29/1989	L	147-94	N
Texas	18	12/7/1996	L	71-56	A
Alabama	20	12/18/1996	L	72-55	A
Iowa	15	11/16/1997	L	112-64	A
Maryland	5	12/23/1998	L	132-57	A
Arkansas	20	12/30/1998	L	100-77	A
Oklahoma State	21	11/27/1999	L	103-65	A
Tulsa	25	12/30/1999	L	113-77	H
Arkansas	21	12/5/2000	L	97-77	A
Oklahoma	20	12/9/2000	L	100-72	A
Alabama	18	12/16/2000	L	94-55	N
Oklahoma State	15	11/24/2001	L	77-58	A
Western Kentucky	20	3/2/2002	L	82-68	N
Indiana	19	12/1/2002	L	84-58	A
Alabama	18	11/21/2004	L	85-71	A
Texas	14	12/7/2004	L	86-57	A
Memphis*	5	3/16/2007	L	73-58	N
Texas	4	12/5/2007	L	88-72	A
Texas A&M	16	12/7/2009	L	75-65	A
Kansas State*	9	3/18/2010	L	82-62	N
Kansas	7	11/19/10	L	93-60	A

* NCAA Tournament Opening Round; Opponent was a No. 2 seed

All rankings are based on Associated Press Poll on the date of the game

Ranked Opponent Breakdown

- vs No. 1 - (0-6)
- vs Top 5 - (0-28)
- vs Top 10 - (1-54)
- vs Top 25 - (5-90)
- Highest Ranked Win - No. 8 Wichita State (69-67 on Jan. 25, 1963)
- Last Ranked Win - No. 15 Louisville (79-73 on Feb. 27, 1971)
- Current Streak - 42 straight losses



↳ The J.W. St. Clair Era

58-21 Career

1916-17 (4-6)

Jan. 17 -- Southern Methodist.....	L	23-25
Jan. 22 -- Southeast Oklahoma.....	W	49-15
Jan. 31 -- @ Dallas University.....	W	20-14
Feb. 4 -- Texas Christian.....	L	27-28
Feb. 9 -- @ Texas Christian.....	L	14-21
Feb. 15 -- @ Decatur Baptist.....	L	17-39
Feb. 17 -- Austin College.....	W	35-11
Feb. 19 -- Decatur Baptist.....	L	28-30
Feb. 20 -- Decatur Baptist.....	L	21-22
Feb. 27 -- Dallas University.....	W	24-6

1917-18 (9-2)

East Texas State.....	W	14-4
Texas.....	W	24-20
Texas Christian.....	W	20-15
Dallas Baptist.....	W	24-7
Decatur Baptist.....	W	41-30
Decatur Baptist.....	L	14-32
Southern Methodist.....	L	11-26
Texas Christian.....	W	21-19
Dallas University.....	W	39-6
Decatur Baptist.....	W	25-18
Decatur Baptist.....	W	28-19

1918-19 (7-4)

Texas Christian.....	L	33-46
Texas.....	L	19-52
Texas.....	W	25-18
Baylor.....	W	20-19
Austin College.....	W	33-1
Austin College.....	W	35-11
Decatur Baptist.....	L	19-47
Decatur Baptist.....	L	14-34
Decatur Baptist.....	W	17-16
Decatur Baptist.....	W	32-16
Texas Christian.....	W	26-16

1919-20 (5-2)

@ Baylor Medical.....	L	26-27
@ Texas Christian.....	L	16-48
Baylor Medical.....	W	12-4
Baylor.....	W	35-20
Baylor.....	W	23-9
Trinity.....	W	37-13
Trinity.....	W	42-11

↳ The Theron J. Fouts Era

5-3 Career

1920-21 (5-3)

Baylor Medical.....	L	14-17
Hardin-Simmons.....	L	23-39
Hardin-Simmons.....	L	22-30
Abilene Christian.....	W	19-10
Abilene Christian.....	W	36-9
Dallas University.....	W	62-2
Baylor Medical.....	W	9-6

↳ The J.W. St. Clair Era

58-21 Career

1921-22 (11-1)

Jan. 5 -- Southwestern.....	W	47-32
Jan. 11 -- Austin College.....	W	31-14
Jan. 12 -- Austin College.....	W	39-17
Jan. 20 -- @ Southwest Texas.....	W	48-8
Jan. 20 -- @ Southwest Texas.....	W	30-16
@ Southwest Texas.....	W	32-29
Hardin-Simmons.....	W	29-13
Hardin-Simmons.....	W	48-17
Tulsa.....	L	28-32
Tulsa.....	W	42-29
Southwest Texas.....	W	50-12
Southwest Texas.....	W	46-16

1922-23 (13-1)

Texas Christian.....	W	26-10
Texas Christian.....	W	33-18
Southwestern.....	W	28-19
Southwestern.....	W	21-9
Southwest Texas.....	W	24-18
Southwest Texas.....	W	24-18
West Texas State.....	W	28-18
West Texas State.....	L	20-22
Austin College.....	W	21-12
Austin College.....	W	28-13
Texas Christian.....	W	34-14
Texas Christian.....	W	27-20
Tulsa.....	W	25-20
Tulsa.....	W	19-14

1923-24 (9-5)

@ Southwest Texas.....	W	27-23
@ Southwest Texas.....	L	21-26
@ Southwestern.....	L	10-14
@ Southwestern.....	W	14-4
Feb. 4 -- Austin College.....	W	27-15
Feb. 5 -- Austin College.....	W	22-21
@ Austin College.....	L	15-22
@ Austin College.....	W	36-16
West Texas State.....	L	20-25
West Texas State.....	L	17-20
Southwest Texas.....	W	25-20
Southwest Texas.....	W	21-15
Southwestern.....	W	29-14
Southwestern.....	W	30-28

↳ The John Reid Era

79-31 Career

1924-25 (11-5)

Daniel Baker.....	L	17-23
Daniel Baker.....	W	33-9
Howard Payne.....	L	14-16
Howard Payne.....	L	20-21
East Texas State.....	W	22-17
East Texas State.....	W	28-21
Southwest Texas.....	W	23-21
Southwest Texas.....	W	25-18
Austin College.....	W	39-28
Austin College.....	W	33-14
Austin College.....	W	36-16
Austin College.....	W	40-25
Trinity.....	W	22-21
Trinity.....	W	32-22
West Texas State.....	L	21-25
West Texas State.....	L	13-27

1925-26 (20-5)

Texas-Arlington.....	W	32-12
Texas-Arlington.....	W	36-11
Southern Methodist.....	L	20-21
Southern Methodist.....	W	21-16
Texas Christian.....	L	17-21
Texas Christian.....	W	36-23
Texas Christian.....	L	37-28
Texas Christian.....	L	11-16
Decatur Baptist.....	W	38-18
Austin College.....	W	42-8
East Texas State.....	W	36-18
Sam Houston State.....	L	19-23
Sam Houston State.....	W	37-23
Stephen F. Austin.....	W	25-21
Stephen F. Austin.....	W	23-18
East Texas State.....	W	25-11
East Texas State.....	W	37-23
Austin College.....	W	42-11
Daniel Baker.....	W	36-29
Daniel Baker.....	W	31-24
Southwest Texas.....	W	27-20
Southwest Texas.....	W	24-17
East Texas State.....	W	35-20
West Texas State.....	W	37-32
West Texas State.....	L	29-31

1926-27 (16-7)

Decatur Baptist.....	W	45-16
Baylor.....	L	15-22
Baylor.....	L	8-29
Southern Methodist.....	W	33-22
Southern Methodist.....	L	10-23
Southern Methodist.....	L	11-18
Texas Christian.....	L	17-20
Jan. 15 -- Austin College.....	W	40-13
Jan. 17 -- Sam Houston State.....	W	37-12
Jan. 18 -- Sam Houston State.....	W	44-16
Jan. 24 -- East Texas State.....	W	34-21
Jan. 28 -- @ East Texas State.....	W	23-17
Feb. 2 -- Stephen F. Austin.....	W	29-13
Feb. 2 -- Stephen F. Austin.....	W	41-17
@ Abilene Christian.....	W	37-18
@ Abilene Christian.....	W	45-30
Feb. 11 -- Southwest Texas.....	W	3226
Feb. 12 -- Southwest Texas.....	W	26-15
Abilene Christian.....	W	32-16
Abilene Christian.....	W	32-21
@ West Texas State.....	L	22-28
@ West Texas State.....	W	26-17
Mar. 15 -- West Texas State.....	L	22-29

1927-28 (14-8)

Baylor.....	W	25-21
Baylor.....	L	11-28
Texas Christian.....	L	16-17
Southern Methodist.....	L	13-27
Southern Methodist.....	W	26-23
Hardin-Simmons.....	W	27-17
Hardin-Simmons.....	W	23-13
Texas Christian.....	L	23-29
Austin College.....	W	47-10
Austin College.....	W	29-26
Sam Houston State.....	L	25-31
Sam Houston State.....	W	27-22
Stephen F. Austin.....	W	27-19
Stephen F. Austin.....	W	41-14
East Texas State.....	W	30-14
West Texas State.....	W	22-12
West Texas State.....	L	19-26
Southwest Texas.....	L	28-34
Southwest Texas.....	W	34-17
McMurry.....	W	32-22
McMurry.....	W	55-21
East Texas State.....	L	25-30

1928-29 (18-6)

Southern Methodist.....	W	25-20
Baylor.....	W	45-17
Baylor.....	W	36-14
Oklahoma Baptist.....	W	46-26
Southern Methodist.....	W	28-13
Texas Christian.....	L	33-39
Hardin-Simmons.....	L	23-34
Hardin-Simmons.....	W	32-14
Texas Christian.....	W	25-23
Oklahoma Baptist.....	W	22-16
Stephen F. Austin.....	W	37-19
Stephen F. Austin.....	L	20-3
Southwest Texas.....	W	29-21
Southwest Texas.....	W	25-18
Abilene Christian.....	W	26-16
Abilene Christian.....	W	47-15
Hardin-Simmons.....	L	11-12
Hardin-Simmons.....	W	26-14
Sam Houston State.....	W	38-20
Sam Houston State.....	W	28-27
Daniel Baker.....	L	32-33
East Texas State.....	W	59-39
East Texas State.....	W	33-22
Daniel Baker.....	L	26-30



RECORDS

↳ all-time results

↳ The Terrance Myracle Era 38-36 Career

1929-30 - (10-5)

Southern Methodist	W	26-14
Hardin-Simmons	L	18-21
Hardin-Simmons	W	46-31
West Texas State	L	16-26
West Texas State	W	23-21
Austin College	W	28-16
Austin College	W	28-16
Southwest Texas	W	19-17
Southwest Texas	W	24-14
Sam Houston State	W	25-20
Sam Houston State	L	25-28
East Texas State	L	17-24
East Texas State	L	18-24
Abilene Christian	W	38-23
Abilene Christian	W	29-15

1930-31 - (12-12)

Texas	L	32-33
Texas	W	29-26
Texas Christian	L	25-28
Southern Methodist	L	16-36
Texas Christian	L	29-30
Southern Methodist	W	31-25
Austin College	W	36-10
Austin College	W	32-20
Trinity	W	44-17
Trinity	W	53-22
Abilene Christian	W	33-17
Stephen F. Austin	L	31-34
Sam Houston State	L	16-24
Daniel Baker	W	32-23
Daniel Baker	L	23-24
Stephen F. Austin	L	22-26
Southwest Texas	L	23-32
Sam Houston State	W	35-25
Texas A&I	W	34-20
Texas A&I	W	35-25
Southwest Texas	L	16-31
East Texas State	L	34-46
East Texas State	L	33-40
Abilene Christian	W	36-28

1931-32 - (9-11)

West Texas State	L	18-45
Hardin-Simmons	L	27-43
Hardin-Simmons	W	36-29
Austin College	W	54-20
Baylor	W	24-21
Baylor	L	24-25
Texas Christian	L	12-30
Texas Christian	L	19-34
Southern Methodist	L	31-32
Southern Methodist	L	17-36
Rice	L	29-45
Rice	W	24-16
Southwest Texas	W	41-22
Trinity	W	36-19
Sam Houston State	W	28-21
Southwest Texas	L	17-33
Stephen F. Austin	L	25-29
East Texas State	L	19-23
East Texas State	W	35-28
Trinity	W	24-13

1932-33 - (7-8)

Baylor	W	32-28
Texas Christian	L	19-21
Texas Christian	L	20-24
Arkansas	L	20-34
Arkansas	L	26-36
Abilene Christian	W	31-21
Southwest Texas	W	33-22
Trinity	W	37-23
Stephen F. Austin	L	38-39
Southwest Texas	W	24-16
Stephen F. Austin	L	31-37
East Texas State	L	25-30

Trinity	W	38-26
East Texas State	L	26-34

↳ The Jack Sisco Era 15-27 Career

1933-34 - (7-13)

Texas Christian	L	33-44
Texas Christian	L	13-39
Texas A&I	L	25-39
Texas A&I	L	21-23
Hardin-Simmons	L	28-42
Hardin-Simmons	W	32-30
Abilene Christian	L	24-25
Abilene Christian	W	32-31
Austin College	W	37-18
Austin College	W	55-24
Southwest Texas	W	28-26
East Texas State	L	22-36
Sam Houston State	L	18-33
Stephen F. Austin	L	35-39
Sam Houston State	L	34-36
Southwest Texas	L	21-31
Trinity	W	34-29
Stephen F. Austin	L	24-47
Trinity	W	42-41
East Texas State	L	21-28

1934-35 - (8-14)

Southern Methodist	L	27-63
Southern Methodist	L	17-33
Texas Christian	L	19-34
Texas Christian	L	17-36
Texas Wesleyan	W	40-34
Texas Wesleyan	W	57-28
Hardin-Simmons	W	20-18
Hardin-Simmons	L	18-36
McMurry	L	20-29
McMurry	W	36-28
Abilene Christian	W	25-20
Austin College	W	37-27
Austin College	W	37-14
Abilene Christian	L	20-27
Sam Houston State	W	26-18
Stephen F. Austin	L	27-39
East Texas State	L	19-40
Southwest Texas	L	18-19
Sam Houston State	L	34-42
Southwest Texas	L	27-30
Stephen F. Austin	L	22-53
East Texas State	L	31-43

↳ The H.G. Shands Era 224-258 Career

1935-36 - (6-10)

Austin College	W	25-23
Austin College	W	42-26
McMurry	W	35-26
Abilene Christian	L	29-38
E. Central Oklahoma	L	31-41
E. Central Oklahoma	L	34-56
Howard Payne	L	28-30
Howard Payne	W	33-22
Jan. 17 -- Sam Houston State	W	25-22
Jan. 31 -- Stephen F. Austin	L	21-27
Feb. 7 -- @ Sam Houston State	W	33-28
Feb. 8 -- @ Stephen F. Austin	L	22-50
Feb. 16 -- Southwest Texas	L	16-20
Feb. 21 -- @ Southwest Texas	L	28-32
Feb. 24 -- East Texas State	L	31-36
Feb. 28 -- @ East Texas State	L	16-18

1936-37 - (8-7)

Southern Methodist	L	19-37
Southern Methodist	W	29-26
Texas Christian	W	33-23
Texas Christian	L	30-40
Central Oklahoma St.	W	34-24
McMurry	W	25-18

Texas Christian	W	41-22
East Texas State	L	29-34
Southwest Texas	W	30-27
Stephen F. Austin	W	33-3
Stephen F. Austin	L	25-41
Sam Houston State	L	25-33
Southwest Texas	W	27-26
Sam Houston State	L	27-28
East Texas State	L	27-33

1937-38 - (14-7)

Dec. 26 -- vs. Central Oklahoma St. *	W	35-30
Dec. 27 -- vs. Central Oklahoma St. *	W	35-22
Dec. 28 -- vs. Rice *	W	43-23
Dec. 29 -- vs. Oklahoma State *	L	23-28
Dec. 30 -- vs. Arkansas *	L	21-32
Austin College	W	51-22
Austin College	W	29-27
West Texas State	L	32-36
Texas Christian	L	21-25
Jan. 10 -- Sam Houston St.	W	36-29
Jan. 17 -- @ East Texas State	W	42-37
Jan. 21 -- @ Sam Houston State	L	27-33
Hardin-Simmons	W	37-35
Hardin-Simmons	W	25-24
Feb. 10 -- Southwest Texas	W	30-22
Feb. 14 -- Stephen F. Austin	W	40-36
Feb. 15 -- Stephen F. Austin	W	33-26
Feb. 21 -- @ Southwest Texas	W	35-25
Feb. 28 -- East Texas State	L	36-43

NAIA National Tournament

Mar. 7 -- vs. Morningside #	W	31-29
Mar. 8 -- vs. Delta State #	L	38-48
* -- Oklahoma Collegiate Tournament (Oklahoma City, OK)		
# -- Kansas City, MO		

1938-39 - (13-10)

Central Oklahoma St.	W	31-20
Central Oklahoma St.	W	43-31
Texas Christian	W	34-28
Southern Methodist	L	34-39
Southern Methodist	L	34-41
Rice	W	43-38
Kearney State	W	46-37
Kearney State	L	33-36
Northwest Oklahoma	L	26-30
Texas A&M	W	41-23
Southwest Oklahoma	W	32-27
Central Oklahoma St.	W	27-24
East Texas	L	35-49
Sam Houston State L		31-48
Stephen F. Austin	W	44-38
Texas Christian	L	37-42
Southwest Texas	W	37-26
Stephen F. Austin	L	42-56
Southwest Texas	W	37-30
Hardin-Simmons	W	31-30
Hardin-Simmons	W	31-30
Sam Houston State	L	31-42
East Texas State	L	38-63



1939-40 - (8-15-1)

Central Oklahoma St.....	L.....	42-43
Central Oklahoma St.....	L.....	37-50
Rice.....	L.....	37-72
Texas A&M.....	L.....	29-31
Texas Christian.....	L.....	29-38
Abilene Christian.....	W.....	56-46
Abilene Christian.....	W.....	50-40
Texas.....	L.....	29-50
Texas.....	L.....	40-57
Central Missouri St.....	L.....	35-38
Tulsa.....	W.....	31-28
Central Oklahoma St.....	L.....	40-48
Phillips University.....	T.....	18-18
Howard Payne.....	W.....	32-22
Howard Payne.....	L.....	29-30
East Texas State.....	L.....	25-39
Stephen F. Austin.....	L.....	32-45
Southwest Texas.....	W.....	50-35
Texas Christian.....	W.....	42-36
Sam Houston State.....	L.....	36-55
Sam Houston State.....	L.....	36-42
Stephen F. Austin.....	W.....	49-47
Southwest Texas.....	L.....	39-41
East Texas State.....	W.....	52-38

1940-41 - (5-14)

East Central Oklahoma.....	W.....	39-32
Central Oklahoma St.....	L.....	40-43
Texas Christian.....	L.....	36-43
Southern Methodist.....	L.....	50-52
Southern Methodist.....	W.....	43-35
Baylor.....	W.....	47-45
Howard Payne.....	L.....	55-61
Howard Payne.....	L.....	54-55
East Texas State.....	L.....	38-46
@ Southwest Texas.....	L.....	35-51
Abilene Christian.....	W.....	47-40
Abilene Christian.....	L.....	36-42
Texas Christian.....	L.....	44-54
Stephen F. Austin.....	L.....	38-47
Sam Houston State.....	L.....	49-59
Sam Houston State.....	L.....	46-55
@ Stephen F. Austin.....	L.....	33-54
Southwest Texas.....	W.....	53-42
@ East Texas State.....	L.....	34-35

1941-42 - (11-6)

Dec. 4 -- Southern Methodist.....	W.....	33-31
Dec. 6 -- @ Texas Christian.....	W.....	54-45
Dec. 9 -- @ Southern Methodist.....	L.....	34-40
Dec. 11 -- @ Baylor.....	L.....	44-53
Dec. 12 -- @ Texas A&M.....	L.....	42-56
Dec. 16 -- Texas Christian.....	W.....	49-34
Dec. 19 -- Texas Wesleyan.....	L.....	36-52
Jan. 2 -- @ Texas Wesleyan.....	L.....	50-52
Jan. 5 -- Howard Payne.....	W.....	76-32
Jan. 28 -- @ Southwest Texas.....	L.....	31-35
Feb. 2 -- Southwest Texas.....	W.....	50-39
Feb. 6 -- @ Stephen F. Austin.....	W.....	55-39
Feb. 10 -- Sam Houston St.....	W.....	55-42
Feb. 23 -- @ East Texas St.....	W.....	46-43
Feb. 26 -- East Texas St.....	W.....	50-49

1942-43 - (11-14)

Dec. 1 -- Texas Wesleyan.....	L.....	31-37
Dec. 2 -- Texas Wesleyan.....	L.....	38-44
Dec. 4 -- Texas Christian.....	W.....	43-35
Dec. 5 -- Texas Christian.....	L.....	34-46
Dec. 9 -- Texas Christian.....	L.....	40-49
Dec. 10 -- Texas Christian.....	L.....	34-43
Dec. 15 -- Southern Methodist.....	L.....	35-36
Dec. 16 -- Southern Methodist.....	L.....	37-40
Dec. -- Howard Payne.....	W.....	53-50
Dec. -- Howard Payne.....	L.....	64-69
Dec. 18 -- Texas Wesleyan.....	L.....	39-49
Dec. 19 -- Texas Wesleyan.....	L.....	29-40
Jan. 21 -- @ Stephen F. Austin.....	W.....	52-40
Jan. 22 -- @ Stephen F. Austin.....	L.....	43-45
Feb. 8 -- Southwest Texas.....	W.....	72-49
Feb. 9 -- Southwest Texas.....	W.....	57-45

Feb. 12 -- Southeast Oklahoma.....	W.....	55-34
Feb. 13 -- Southeast Oklahoma.....	L.....	39-50
Feb. 22 -- East Texas State.....	L.....	37-38
Feb. 23 -- East Texas State.....	W.....	43-32

NAIA National Tournament

Wisconsin-Stout.....	W.....	60-37
York College (NE).....	W.....	51-49
Hamline University.....	W.....	45-41

Semifinals

NW Missouri State.....	L.....	31-47
------------------------	--------	-------

Third Place Game

Murray State.....	W.....	59-54
-------------------	--------	-------

1945-46 - (6-10)

Texas Christian.....	L.....	50-55
Texas Christian.....	L.....	37-46
Baylor.....	L.....	29-58
Baylor.....	L.....	28-76
Stephen F. Austin.....	W.....	67-56
Southern Methodist.....	L.....	38-58
Southern Methodist.....	L.....	37-48
Stephen F. Austin.....	W.....	39-33
East Texas State.....	W.....	54-47
Houston.....	L.....	35-62
Southwest Texas.....	W.....	59-53
Sam Houston State.....	L.....	55-57
Southwest Texas.....	L.....	41-52
Sam Houston State.....	W.....	54-52
East Texas State.....	W.....	54-52
Houston.....	L.....	56-61

1946-47 - (13-10)

Dec. 2 -- @ Texas.....	L.....	41-61
Dec. 3 -- @ Texas.....	L.....	40-66
Texas A&M.....	W.....	59-49
Baylor.....	L.....	54-73
Baylor.....	L.....	41-73
Texas Christian.....	W.....	50-42
Texas Christian.....	W.....	55-45
Dec. 19 -- Rice #.....	W.....	55-54
Dec. 20 -- Texas Tech #.....	W.....	59-46
Dec. 21 -- Pepperdine #.....	L.....	53-64
Jan. 5 -- Stephen F. Austin ^.....	W.....	53-39
Trinity ^.....	W.....	80-22
Stephen F. Austin ^.....	L.....	53-55
Texas Wesleyan.....	L.....	54-60
Southwest Texas ^.....	W.....	76-48
Southwest Texas ^.....	W.....	62-44
Trinity ^.....	W.....	69-30
Sam Houston State ^.....	W.....	77-60
Sam Houston State.....	W.....	68-63
Houston ^.....	L.....	53-70
East Texas State ^.....	L.....	73-69
East Texas State ^.....	L.....	57-59
Houston ^.....	W.....	55-57

- University of Houston Tournament

^ - Lone Star Conference Game

1947-48 - (15-10)

Austin College.....	W.....	54-42
Austin College.....	W.....	72-37
@ Midwestern.....	W.....	60-30
@ Baylor.....	L.....	43-51
@ Baylor.....	L.....	53-64
@ Texas.....	L.....	39-51
@ Texas.....	L.....	49-60
Midwestern.....	W.....	62-50
Southern Methodist *.....	L.....	49-60
Arkansas.....	L.....	49-62
Texas Tech.....	W.....	59-46
Texas Wesleyan.....	L.....	61-66
Texas A&M.....	W.....	59-55
Trinity.....	W.....	54-41
Southwest Texas.....	W.....	58-56
Houston.....	W.....	71-47
Houston.....	L.....	51-55
Sam Houston State.....	L.....	37-57
Stephen F. Austin.....	W.....	62-53
Southwest Texas.....	W.....	71-60
Stephen F. Austin.....	L.....	46-62
East Texas State.....	W.....	86-63

Sam Houston State.....	W.....	53-52
-------------------------------	---------------	--------------

Trinity.....	W.....	75-37
---------------------	---------------	--------------

@ East Texas State.....	W.....	52-49
-------------------------	--------	-------

* - Game played at Denton High School

1948-49 - (10-11)

Stephen F. Austin.....	L.....	49-91
Stephen F. Austin.....	L.....	43-55
Houston.....	L.....	57-64
East Texas State.....	L.....	37-48
Texas Christian.....	W.....	62-53
Texas Christian.....	W.....	71-44
Austin College.....	W.....	66-46
Austin College.....	W.....	66-48
Texas.....	L.....	41-49
Texas.....	L.....	47-68
Southwestern Kansas.....	W.....	59-53
Marysville.....	L.....	58-59
Adams State.....	W.....	62-40
Southwest Texas.....	W.....	57-41
Trinity.....	W.....	63-45
East Texas State.....	W.....	62-47
Sam Houston State.....	L.....	49-64
Trinity.....	L.....	48-55
Southwest Texas.....	L.....	52-60
Sam Houston State.....	W.....	88-45
Houston.....	L.....	59-75

1949-50 - (10-16)

Nov. 29 -- @ Austin College.....	W.....	65-31
Dec. 2 -- Austin College.....	W.....	68-43
Dec. 5 -- @ Baylor.....	L.....	37-5
Dec. 9 -- @ Texas.....	L.....	51-54
Dec. 10 -- @ Texas.....	L.....	47-64
Dec. 14 -- West Texas State.....	L.....	51-54
Dec. 16 -- Central Oklahoma St.....	W.....	55-48
Dec. 19 -- @ Southwest Texas.....	W.....	45-39
Dec. 20 -- @ Texas A&M.....	L.....	33-74
Dec. 27 -- Southwestern Louisiana #.....	W.....	47-40
Dec. 28 -- Pittsburg State #.....	L.....	49-63
Dec. 29 -- Washburn State #.....	L.....	48-61
Dec. 31 -- @ Texas Christian.....	L.....	43-48
Jan. 5 -- @ Midwestern +.....	L.....	38-39
Jan. 10 -- Oklahoma City.....	L.....	42-50
Jan. 13 -- Houston +.....	L.....	58-66
Jan. 14 -- Stephen F. Austin.....	W.....	59-54
Jan. 20 -- Trinity +.....	L.....	64-66
Jan. 21 -- @ Stephen F. Austin.....	L.....	48-54
Feb. 4 -- Midwestern +.....	W.....	61-52
Feb. 6 -- @ Houston +.....	L.....	55-65
Feb. 15 -- Texas Wesleyan.....	W.....	58-52
Feb. 18 -- @ Oklahoma City.....	L.....	39-40
Feb. 22 -- Southwest Texas.....	W.....	48-41
Feb. 24 -- @ Trinity +.....	W.....	71-60
Feb. 25 -- @ Corpus Christi.....	L.....	44-53

- Enid (OK) Tournament

+ - Gulf Coast Conference



RECORDS

↳ all-time results

1950-51 - (12-12)

Nov. 28 -- @ Austin College.....	W	65-50
Dec. 1 -- Texas A&M #.....	L	35-40
Dec. 5 -- Oklahoma City.....	W	44-40
Dec. 8 -- @ Baylor.....	L	59-67
Dec. 12 -- Abilene Christian.....	W	43-40
Dec. 14 -- Baylor.....	W	54-50
Dec. 18 -- Southern Mississippi.....	L	52-57
Dec. 20 -- @ Drake.....	L	41-72
Dec. 21 -- @ Creighton.....	L	53-63
Dec. 28 -- @ Southern Methodist.....	L	39-47
Dec. 29 -- Texas Christian.....	L	59-63
Jan. 2 -- @ Oklahoma City.....	L	43-45
Jan. 5 -- Austin College.....	W	46-43
Jan. 9 -- Trinity +.....	W	75-58
Jan. 12 -- @ Texas Wesleyan.....	L	64-69
Jan. 15 -- Southwest Texas.....	W	64-60
Jan. 16 -- Southwest Texas.....	W	50-48
Jan. 20 -- @ Houston.....	L	46-54
Feb. 5 -- Texas Wesleyan.....	W	70-53
Feb. 8 -- @ Midwestern +.....	L	44-61
Feb. 15 -- Midwestern +.....	W	48-45
Feb. 19 -- @ Trinity +.....	W	63-58
Feb. 23 -- Houston.....	W	60-57

NAIA District Tournament

Mar. 3 -- @ Southwest Texas.....	L	57-79
# - First Game Played in The Snake Pit		
+ - Gulf Coast Conference		

1951-52 - (15-8)

Nov. 30 -- Austin College.....	W	74-65
Dec. 3 -- @ Texas A&M (OT).....	W	46-43
Dec. 7 -- @ Texas.....	L	56-61
Dec. 8 -- @ Texas.....	L	50-55
Dec. 11 -- Hardin-Simmons.....	L	55-71
Dec. 14 -- East Texas State.....	W	86-71
Dec. 17 -- East Texas State.....	L	72-76
Dec. 19 -- Southeast Oklahoma.....	W	51-46
Dec. 20 -- Southeast Oklahoma.....	W	67-56
Dec. 29 -- @ Texas-El Paso %.....	L	78-58
Dec. 30 -- New Mexico State %.....	L	54-55
Jan. 7 -- Trinity.....	W	84-65
Jan. 8 -- Trinity.....	W	64-59
Jan. 11 -- Oklahoma City (#18).....	W	51-49
Jan. 14 -- Austin College.....	W	81-54
Jan. 15 -- Oklahoma City.....	L	41-65
Feb. 4 -- Hardin-Simmons.....	W	76-62
Feb. 7 -- Midwestern +.....	W	69-67
Feb. 8 -- Midwestern +.....	L	52-57
Feb. 14 -- Trinity +.....	W	66-60
Feb. 15 -- Trinity +.....	W	59-52
Feb. 22 -- Midwestern +.....	W	66-60
Feb. 23 -- Midwestern +.....	L	48-50
% - Sun Bowl Tournament		
+ - Gulf Coast Conference		

1952-53 - (18-4)

Dec. 1 -- Austin College.....	W	74-69
Dec. 4 -- Wayland Baptist %.....	W	74-71
Dec. 5 -- Texas Tech %.....	W	80-60
Dec. 8 -- @ Hardin-Simmons.....	W	57-54
Dec. 12 -- @ Austin College.....	W	77-59
Dec. 16 -- Texas-El Paso.....	W	72-63
Dec. 18 -- @ Louisiana Tech.....	W	59-50
Dec. 20 -- @ Southern Mississippi.....	L	55-68
Jan. 5 -- Louisiana Tech.....	W	77-58
Jan. 8 -- Trinity +.....	W	78-66
Jan. 9 -- Trinity +.....	W	73-64
Jan. 15 -- Hardin-Simmons.....	W	61-60
Feb. 4 -- @ Trinity +.....	W	75-68
Feb. 5 -- @ Trinity +.....	W	76-61
Feb. 11 -- Wayland Baptist.....	W	74-65
Feb. 13 -- Southern Mississippi.....	L	75-87
Feb. 14 -- Southern Mississippi.....	W	77-62
Feb. 19 -- @ Midwestern +.....	L	62-81
Feb. 20 -- @ Midwestern +.....	W	72-53
Feb. 25 -- Midwestern +.....	W	74-68
Feb. 26 -- Midwestern +.....	W	74-58

NAIA District IV Playoffs

Mar. 3 -- Texas Wesleyan.....	L	80-86
-------------------------------	---	-------

+ - Gulf Coast Conference
% - Wayland Baptist Tournament

1953-54 - (19-9)

Nov. 30 -- Northwestern State.....	W	79-73
Dec. 1 -- Baylor.....	L	65-70
Dec. 4 -- Southeast Oklahoma %.....	L	62-66
Dec. 5 -- Abilene Christian %.....	W	82-74
Dec. 8 -- St. Edwards.....	W	63-49
Dec. 11 -- McMurry #.....	W	86-66
Dec. 12 -- Texas Tech #.....	L	66-75
Dec. 14 -- Louisiana Tech.....	W	80-75
Dec. 18 -- Howard Payne.....	W	85-58
Jan. 4 -- Spring Hill ^.....	W	61-59
Jan. 5 -- Southern Mississippi ^.....	L	77-80
Jan. 7 -- Southern Mississippi.....	L	79-98
Jan. 8 -- Louisiana Tech.....	L	66-83
Jan. 14 -- Wayland Baptist.....	W	73-62
Jan. 18 -- Trinity+.....	W	72-39
Jan. 19 -- Trinity+.....	W	105-56
Jan. 23 -- Oklahoma State.....	L	51-66
Feb. 2 -- Hardin-Simmons.....	W	76-71
Feb. 5 -- Hardin-Simmons.....	W	69-57
Feb. 11 -- Trinity +.....	W	99-67
Feb. 12 -- Trinity +.....	W	88-50
Feb. 15 -- Southern Mississippi.....	W	83-60
Feb. 18 -- Midwestern +.....	W	85-67
Feb. 19 -- Midwestern +.....	W	77-54
Feb. 24 -- Midwestern +.....	W	73-65
Feb. 25 -- Midwestern +.....	L	72-76

NAIA District IV Playoffs

St. Edwards.....	W	55-42
East Texas State.....	L	54-60
% - Wayland Baptist Tournament;		
# - Snyder Tournament		
^ - Senior Bowl Tournament		
+ - Gulf Coast Conference		

1954-55 - (8-16)

Dec. 1 -- @ West Texas State.....	L	71-100
Dec. 4 -- Northwest State.....	L	53-71
Dec. 8 -- Southwest Texas.....	W	70-60
Dec. 10 -- Centenary ^.....	L	72-85
Dec. 11 -- Howard Payne ^.....	W	79-67
Dec. 15 -- West Texas State.....	W	56-55
Jan. 3 -- @ Northwestern State.....	L	71-91
Jan. 7 -- Trinity +.....	W	86-83
Jan. 8 -- Trinity +.....	W	104-84
Jan. 10 -- @ Austin College.....	W	93-89
Jan. 15 -- @ Oklahoma State.....	L	52-79
Jan. 24 -- Southern Mississippi.....	L	72-73
Jan. 27 -- @ Southwest Texas.....	L	67-97
Jan. 28 -- @ Trinity +.....	L	75-84
Jan. 29 -- @ Trinity +.....	W	79-65
Feb. 1 -- @ Baylor.....	L	73-88
Feb. 3 -- Hardin-Simmons.....	L	58-64
Feb. 5 -- Wayland Baptist.....	L	70-74
Feb. 11 -- @ Midwestern +.....	L	82-118
Feb. 12 -- @ Midwestern +.....	L	68-114
Feb. 15 -- @ Hardin-Simmons.....	L	69-74
Feb. 21 -- Austin College.....	W	93-92
Feb. 24 -- Midwestern +.....	L	59-76
Feb. 25 -- Midwestern +.....	L	73-85

^ - Snyder Tournament
+ - Gulf Coast Conference

1955-56 - (9-13)

Dec. 1 -- @ Southern Methodist.....	L	67-82
Dec. 3 -- Northwest State.....	W	81-76
Dec. 6 -- Northeast Louisiana.....	W	88-85
Dec. 7 -- Lamar.....	W	80-61
Dec. 10 -- @ Northwestern State.....	L	63-79
Dec. 12 -- @ Lamar.....	L	67-78
Dec. 15 -- Emporia State.....	W	73-60
Dec. 28 -- Centenary %.....	L	82-94
Dec. 29 -- Louisiana Tech %.....	W	69-62
Jan. 3 -- @ Hardin-Simmons.....	L	52-61
Jan. 6 -- Austin College.....	W	87-78
Jan. 9 -- @ Southern Mississippi.....	L	54-70
Jan. 10 -- @ Spring Hill.....	L	62-89
Jan. 14 -- @ Austin College.....	L	67-69

Jan. 21 -- Hardin-Simmons.....	W	67-57
Jan. 31 -- Southern Mississippi.....	W	70-62
Feb. 6 -- Midwestern +.....	L	72-78
Feb. 9 -- @ Trinity +.....	L	76-79
Feb. 13 -- Abilene Christian +.....	L	76-78
Feb. 16 -- @ Abilene Christian +.....	L	62-64
Feb. 20 -- Trinity +.....	W	101-55
Feb. 23 -- @ Midwestern +.....	L	82-86
% - Louisiana Invitational		
+ - Gulf Coast Conference		

1956-57 - (3-20)

Dec. 3 -- @ Texas.....	L	68-103
Dec. 4 -- Southwest Texas.....	L	56-81
Dec. 8 -- Lamar.....	L	55-68
Dec. 10 -- @ Baylor.....	L	58-71
Dec. 13 -- Centenary.....	L	74-96
Dec. 15 -- Southwest Texas.....	L	48-62
Dec. 18 -- @ Pittsburg State.....	L	60-71
Dec. 20 -- @ Emporia State.....	L	58-81
Dec. 28 -- @ West Texas State.....	L	62-75
Dec. 29 -- Texas-El Paso ^.....	L	69-87
Jan. 2 -- @ Northwestern State.....	L	59-60
Jan. 3 -- @ Lamar.....	L	62-78
Jan. 7 -- Howard Payne.....	W	72-71
Jan. 11 -- @ Centenary.....	L	63-100
Jan. 26 -- Northwest State.....	L	81-86
Jan. 31 -- @ Hardin-Simmons.....	L	67-86
Feb. 5 -- @ Midwestern +.....	L	57-71
Feb. 8 -- Trinity +.....	W	84-80
Feb. 12 -- Abilene Christian +.....	L	61-83
Feb. 15 -- @ Trinity +.....	W	81-76
Feb. 19 -- Midwestern +.....	L	52-59
Feb. 22 -- @ Abilene Christian +.....	L	68-87
Feb. 26 -- Hardin-Simmons +.....	L	62-84
^ - Game played in Canyon		
+ - Gulf Coast Conference		

1957-58 - (3-18)

Dec. 2 -- McMurry.....	L	69-78
Dec. 6 -- Texas Wesleyan.....	W	75-61
Dec. 10 -- @ Hardin-Simmons.....	L	51-70
Dec. 14 -- Pittsburg State.....	L	62-77
Dec. 17 -- @ Houston *.....	L	69-76
Dec. 20 -- Cincinnati *.....	L	52-94
Dec. 30 -- @ Drake *.....	L	53-73
Jan. 4 -- Bradley *.....	L	53-73
Jan. 8 -- Wichita State *.....	L	54-80
Jan. 11 -- @ Cincinnati *.....	L	57-127
Jan. 13 -- @ Bradley *.....	L	58-85
Jan. 25 -- Oklahoma State.....	L	44-66
Jan. 27 -- Tulsa *.....	W	59-57
Feb. 1 -- Drake *.....	L	71-81
Feb. 3 -- St. Louis*.....	L	67-98
Feb. 7 -- Hardin-Simmons.....	W	60-58
Feb. 12 -- Houston*.....	L	70-73
Feb. 15 -- @ St. Louis*.....	L	60-89
Feb. 17 -- @ Tulsa *.....	L	49-81
Feb. 22 -- @ Wichita State *.....	L	54-64
Feb. 24 -- @ Oklahoma State.....	L	52-63
* - Missouri Valley Conference		



1958-59 - (6-18)

Dec. 1 -- Oklahoma Baptist.....	W	71-66
Dec. 6 -- McMurry.....	W	113-88
Dec. 9 -- @ Hardin-Simmons.....	L	72-83
Dec. 13 -- @ Oklahoma City.....	L	63-78
Dec. 16 -- Oklahoma City.....	L	56-70
Dec. 19 -- @ Texas.....	L	54-76
Dec. 29 -- Northwestern State #.....	L	65-72
Dec. 30 -- William & Mary #.....	L	77-82
Dec. 31 -- Spring Hill #.....	W	87-79
Jan. 3 -- Tulsa *.....	W	55-54
Jan. 5 -- Wichita State *.....	L	78-60
Jan. 10 -- Bradley *.....	L	58-79
Jan. 12 -- Cincinnati * (OT).....	L	56-64
Jan. 26 -- @ Houston *.....	L	58-88
Jan. 31 -- @ Drake *.....	L	66-74
Feb. 2 -- @ St. Louis *.....	L	57-98
Feb. 5 -- Hardin-Simmons.....	W	73-72
Feb. 9 -- Houston *.....	W	62-56
Feb. 14 -- @ Wichita State *.....	L	62-87
Feb. 16 -- @ Tulsa *.....	L	60-78
Feb. 21 -- Drake * (OT).....	L	70-77
Feb. 23 -- St. Louis *.....	L	58-70
Feb. 28 -- @ Bradley *.....	L	58-80
Mar. 2 -- @ Cincinnati *.....	L	64-95

- Gulf South Classic
* - Missouri Valley Conference

↳ The Charlie Johnson Era 36-114 Career

1959-60 - (7-19)

Dec. 1 -- West Texas State.....	W	78-72
Dec. 5 -- @ Memphis State.....	L	58-90
Dec. 7 -- @ Murray State.....	L	69-82
Dec. 10 -- Hardin-Simmons.....	W	92-89
Dec. 14 -- @ Houston *.....	L	59-88
Dec. 15 -- Oklahoma City.....	L	64-78
Dec. 18 -- @ West Texas State.....	W	78-69
Dec. 28 -- Southern Mississippi # (OT).....	L	83-89
Dec. 29 -- Stetson #.....	W	85-69
Jan. 4 -- Wichita State *.....	L	64-92
Jan. 7 -- @ Drake *.....	L	73-85
Jan. 9 -- @ St. Louis *.....	L	65-95
Jan. 12 -- McMurry.....	W	90-83
Jan. 25 -- @ Hardin-Simmons (OT).....	L	96-98
Jan. 26 -- @ McMurry (OT).....	W	95-88
Jan. 30 -- @ Tulsa *.....	L	73-79
Feb. 1 -- @ Wichita State *.....	W	84-78
Feb. 3 -- Texas.....	L	78-89
Feb. 6 -- @ Bradley *.....	L	61-101
Feb. 8 -- @ Cincinnati *.....	L	74-123
Feb. 11 -- Tulsa *.....	L	57-58
Feb. 15 -- Houston *.....	L	64-86
Feb. 20 -- Bradley *.....	L	39-69
Feb. 22 -- Cincinnati *.....	L	54-85
Feb. 27 -- Drake *.....	L	50-78
Feb. 29 -- St. Louis *.....	L	63-85

- Southwestern Louisiana Tournament
* - Missouri Valley Conference

1960-61 - (2-22)

Dec. 1 -- Houston.....	L	53-73
Dec. 3 -- @ Hardin-Simmons.....	L	74-82
Dec. 8 -- @ Arkansas.....	L	80-94
Dec. 10 -- @ Memphis State.....	L	56-102
Dec. 17 -- West Texas State.....	W	89-69
Dec. 19 -- Hardin-Simmons.....	L	63-71
Dec. 29 -- Southern Mississippi #.....	L	69-94
Dec. 30 -- Davidson #.....	L	59-72
Jan. 5 -- @ Drake *.....	L	73-108
Jan. 7 -- @ Cincinnati *.....	L	34-83
Jan. 12 -- St. Louis *.....	L	40-60
Jan. 14 -- Bradley *.....	L	72-110
Jan. 24 -- @ West Texas State.....	L	81-84
Jan. 30 -- @ Oklahoma City.....	L	64-88
Feb. 2 -- @ Wichita State *.....	L	58-104
Feb. 4 -- @ Tulsa *.....	L	65-99
Feb. 9 -- @ Houston.....	L	57-86
Feb. 13 -- Oklahoma City.....	L	70-93

Feb. 16 -- @ St. Louis *.....	L	57-86
Feb. 18 -- @ Bradley *.....	L	70-105
Feb. 23 -- Drake *.....	L	63-83
Feb. 25 -- Cincinnati *.....	L	43-73
Mar. 2 -- Tulsa *.....	W	58-55
Mar. 4 -- Wichita State *.....	L	75-91

- Laurel Invitational Tournament
* - Missouri Valley Conference

1961-62 - (3-23)

Dec. 1 -- Lamar.....	L	50-70
Dec. 3 -- @ Hardin-Simmons.....	W	82-76
Dec. 8 -- Arkansas.....	L	61-68
Dec. 11 -- @ Lamar (OT).....	L	70-78
Dec. 14 -- @ Oklahoma City.....	L	84-91
Dec. 16 -- @ Air Force.....	L	66-74
Dec. 18 -- Loyola (New Orleans).....	L	54-60
Dec. 20 -- Hardin-Simmons.....	W	89-56
Dec. 29 -- @ West Texas State.....	L	80-85
Dec. 30 -- @ Abilene Christian.....	L	78-92
Jan. 3 -- Houston.....	L	44-57
Jan. 11 -- St. Louis *.....	L	60-79
Jan. 13 -- Drake *.....	L	66-71
Jan. 25 -- @ Cincinnati *.....	L	61-89
Jan. 27 -- @ Bradley *.....	L	70-84
Feb. 1 -- Tulsa *.....	L	61-76
Feb. 3 -- Cincinnati *.....	L	50-77
Feb. 6 -- Wichita State *.....	L	75-105
Feb. 8 -- Bradley *.....	L	61-91
Feb. 10 -- @ Houston.....	L	75-105
Feb. 15 -- @ St. Louis *.....	L	65-86
Feb. 17 -- @ Drake *.....	L	73-102
Feb. 20 -- Abilene Christian.....	W	74-67
Feb. 24 -- @ Tulsa *.....	L	49-60
Feb. 26 -- Oklahoma City.....	L	68-72
Mar. 1 -- @ Wichita State *.....	L	69-110

* - Missouri Valley Conference Game

1962-63 - (10-14)

Dec. 1 -- West Texas State.....	W	77-56
Dec. 4 -- Hardin-Simmons.....	W	71-65
Dec. 8 -- Abilene Christian.....	W	86-47
Dec. 13 -- @ Houston.....	L	69-76
Dec. 15 -- @ Loyola (New Orleans) (OT).....	L	66-77
Dec. 18 -- Oklahoma City.....	L	63-79
Dec. 21 -- San Francisco State #.....	W	71-62
Dec. 22 -- Gonzaga #.....	L	75-86
Jan. 3 -- @ St. Louis *.....	L	59-71
Jan. 5 -- @ Bradley *.....	L	68-95
Jan. 10 -- Cincinnati *.....	L	58-75
Jan. 12 -- Air Force.....	W	37-36
Jan. 25 -- @ Wichita State *.....	W	69-67
Feb. 2 -- Houston.....	L	62-68
Feb. 4 -- @ Hardin-Simmons.....	W	85-75
Feb. 7 -- Tulsa *.....	W	65-60
Feb. 9 -- Drake *.....	W	65-60
Feb. 11 -- @ Oklahoma City.....	L	69-82
Feb. 14 -- St. Louis *.....	W	64-62
Feb. 16 -- Bradley *.....	L	72-75
Feb. 19 -- @ Drake *.....	L	64-65
Feb. 21 -- @ Cincinnati *.....	L	61-94
Feb. 28 -- Wichita State *.....	L	73-89
Mar. 2 -- @ Tulsa *.....	L	71-86

- Eastern Montana Tournament
* - Missouri Valley Conference

1963-64 - (7-17)

Nov. 30 -- @ Texas-El Paso.....	L	55-87
Dec. 2 -- @ West Texas State.....	W	88-78
Dec. 7 -- Trinity.....	W	88-64
Dec. 10 -- Houston.....	L	56-58
Dec. 14 -- @ Arkansas State.....	L	63-64
Dec. 16 -- @ Loyola (New Orleans).....	L	51-66
Dec. 19 -- William Jewell.....	W	81-68
Dec. 23 -- @ Howard Payne.....	W	83-70
Jan. 2 -- @ Bradley *.....	L	78-100
Jan. 4 -- @ St. Louis *.....	L	65-84
Jan. 9 -- @ Tulsa *.....	L	72-91
Jan. 11 -- Oklahoma City.....	W	77-74
Jan. 18 -- Wichita State (TV) *.....	L	70-86
Jan. 20 -- @ Houston.....	W	66-65

Feb. 1 -- St. Louis *.....	L	55-57
Feb. 6 -- Tulsa *.....	W	68-65
Feb. 8 -- Cincinnati *.....	L	68-78
Feb. 13 -- Drake *.....	L	50-53
Feb. 15 -- Bradley *.....	L	79-87
Feb. 20 -- @ Drake *.....	L	71-77
Feb. 22 -- @ Oklahoma City.....	L	88-125
Feb. 26 -- Texas-El Paso.....	L	56-62
Feb. 29 -- @ Cincinnati *.....	L	91-104
Mar. 2 -- @ Wichita State *.....	L	83-90

* - Missouri Valley Conference

1964-65 - (7-19)

Dec. 3 -- Hardin-Simmons.....	L	65-87
Dec. 5 -- @ Trinity.....	W	105-84
Dec. 7 -- Oklahoma City.....	L	73-81
Dec. 9 -- Houston.....	W	60-48
Dec. 12 -- Arkansas.....	W	70-54
Dec. 14 -- Loyola (New Orleans).....	W	74-61
Dec. 16 -- Baylor.....	L	81-86
Dec. 18 -- Howard Payne.....	W	68-63
Dec. 28 -- Hardin-Simmons ^.....	L	73-78
Dec. 29 -- @ West Texas State.....	W	75-70
Jan. 2 -- @ Wichita State *.....	L	88-107
Jan. 9 -- Bradley *.....	L	64-81
Jan. 11 -- Louisville *.....	L	68-70
Jan. 13 -- Tulsa *.....	L	57-63
Jan. 16 -- @ Houston.....	L	83-117
Jan. 30 -- @ Drake *.....	L	71-88
Feb. 4 -- @ Cincinnati *.....	L	53-80
Feb. 6 -- @ Louisville *.....	L	72-98
Feb. 11 -- St. Louis *.....	L	60-83
Feb. 13 -- Drake *.....	L	58-66
Feb. 18 -- Cincinnati *.....	W	54-53
Feb. 20 -- Wichita State *.....	L	67-69
Feb. 23 -- @ Oklahoma City.....	L	79-93
Feb. 25 -- @ Tulsa *.....	L	77-87
Mar. 2 -- @ Bradley *.....	L	77-102
Mar. 4 -- @ St. Louis *.....	L	73-90

* - Missouri Valley Conference
^ - Game played in Canyon, Texas

↳ The Dan Spika Era 58-69 Career

1965-66 - (5-20)

Dec. 1 -- Howard Payne.....	W	84-72
Dec. 4 -- Trinity.....	W	78-74
Dec. 7 -- @ Baylor.....	W	75-60
Dec. 11 -- @ West Texas State.....	W	73-71
Dec. 13 -- @ Hardin-Simmons.....	L	69-76
Dec. 15 -- West Texas State.....	W	65-59
Dec. 18 -- @ Memphis State.....	L	67-69
Dec. 20 -- Oklahoma City.....	L	90-96
Dec. 28 -- @ Howard Payne.....	L	53-76
Jan. 3 -- @ South Dakota State.....	L	81-88
Jan. 6 -- Cincinnati *.....	L	57-62
Jan. 8 -- Louisville *.....	L	58-70
Jan. 11 -- @ Oklahoma City.....	L	77-92
Jan. 13 -- @ Tulsa *.....	L	60-62
Jan. 29 -- @ Drake *.....	L	68-78
Jan. 31 -- @ Wichita State *.....	L	70-111
Feb. 5 -- Drake (TV) *.....	L	55-67
Feb. 7 -- Tulsa *.....	L	75-81
Feb. 10 -- Bradley *.....	L	90-102
Feb. 12 -- St. Louis (TV) *.....	L	92-94
Feb. 17 -- @ Cincinnati *.....	L	63-88
Feb. 19 -- @ Louisville *.....	L	93-105
Feb. 24 -- @ Bradley *.....	L	91-102
Feb. 26 -- @ St. Louis *.....	L	67-98
Mar. 3 -- Wichita State *.....	L	79-112

* - Missouri Valley Conference



RECORDS

↳ all-time results

1966-67 - (12-13)

Dec. 1 -- SW Louisiana..... W ... 77-67
 Dec. 3 -- @ Trinity L 69-80
 Dec. 6 -- South Dakota State W ... 91-62
 Dec. 10 -- Oklahoma City W ... 75-69
 Dec. 12 -- Memphis State L 57-65
 Dec. 15 -- @ Texas A&M W ... 72-69
 Dec. 17 -- @ Oklahoma W ... 86-68
 Dec. 22 -- Northeast Missouri St..... W ... 80-54
 Dec. 28 -- Macalester W ... 94-59
 Dec. 30 -- @ Creighton * L 70-73
 Jan. 5 -- @ Louisville * L 66-86
 Jan. 7 -- @ Cincinnati * (2OT) L 71-74
 Jan. 9 -- Wichita State * W ... 80-68
 Jan. 12 -- @ Tulsa * L 59-65
 Jan. 28 -- Drake * W ... 79-77
 Jan. 31 -- Hawaii W ... 89-64
 Feb. 2 -- Tulsa * L 62-65
 Feb. 4 -- @ Drake * L 75-94
 Feb. 8 -- St. Louis * W ... 77-73
 Feb. 11 -- @ Bradley * L 69-79
 Feb. 16 -- Louisville * L 61-68
 Feb. 18 -- Cincinnati * W ... 67-66
 Feb. 23 -- @ St. Louis * L 68-73
 Feb. 25 -- Bradley * (OT) L 78-79
 Mar. 2 -- @ Wichita State * L 73-74
 * - Missouri Valley Conference

1967-68 - (8-18)

Dec. 1 -- @ SW Louisiana L 61-62
 Dec. 4 -- @ Oklahoma City L 78-97
 Dec. 9 -- Creighton W ... 82-63
 Dec. 12 -- Pacific L 61-63
 Dec. 13 -- Texas A&M W ... 71-65
 Dec. 16 -- Centenary W ... 85-71
 Dec. 22 -- @ UNLV L 80-99
 Dec. 23 -- @ Arizona W ... 65-62
 Dec. 28 -- Northwestern State # W ... 83-66
 Dec. 29 -- Houston # L 43-45
 Jan. 4 -- Cincinnati * L 53-61
 Jan. 6 -- Louisville * L 52-66
 Jan. 9 -- @ Wichita State * L 63-81
 Jan. 13 -- @ Tulsa * L 58-61
 Jan. 27 -- @ Drake * L 48-57
 Feb. 1 -- Tulsa * L 57-70
 Feb. 3 -- Drake (TV) * L 67-77
 Feb. 5 -- Memphis State * L 65-67
 Feb. 10 -- Bradley (TV) * (OT) L 87-95
 Feb. 13 -- @ Louisville * L 72-81
 Feb. 15 -- @ Cincinnati * L 61-73
 Feb. 21 -- St. Louis * W ... 65-64
 Feb. 24 -- @ Bradley * L 78-80
 Feb. 28 -- @ St. Louis * L 71-74
 Mar. 2 -- Wichita State * W ... 91-79
 Mar. 5 -- @ Memphis State * (OT) W ... 63-62
 # - Rainbow Classic
 * - Missouri Valley Conference

1968-69 - (15-10)

Nov. 30 -- Northwestern State W .. 114-84
 Dec. 2 -- Indiana State W .. 105-82
 Dec. 5 -- Samford W ... 86-51
 Dec. 7 -- Texas Wesleyan W ... 94-70
 Dec. 11 -- @ Centenary W ... 78-73
 Dec. 14 -- Arkansas-Little Rock W .. 120-83
 Dec. 17 -- @ Denver W ... 94-76
 Dec. 19 -- @ Pacific L 75-100
 Dec. 20 -- @ Santa Clara L 31-46
 Dec. 28 -- @ Cincinnati * L 62-74
 Dec. 30 -- @ Louisville * L 73-86
 Jan. 4 -- Memphis State (TV) * W ... 96-69
 Jan. 9 -- Bradley * W .. 106-92
 Jan. 11 -- St. Louis (TV) * W ... 99-84
 Jan. 25 -- @ Wichita State * L 89-97
 Jan. 27 -- @ Tulsa * L 94-104
 Jan. 30 -- Drake (TV) * W ... 118-99
 Feb. 3 -- @ Memphis State * W ... 89-70
 Feb. 6 -- Cincinnati * W ... 94-74
 Feb. 8 -- Louisville (TV) * L 75-78
 Feb. 11 -- @ Drake * L 67-91
 Feb. 18 -- @ St. Louis (OT) * L 93-94

Feb. 22 -- @ Bradley (TV) * L 77-95
 Feb. 25 -- Wichita State * W 102-100
 Mar. 1 -- Tulsa * _ W ... 89-84
 * - Missouri Valley Conference

1969-70 - (18-8)

Dec. 1 -- @ Northwestern State W ... 96-90
 Dec. 5 -- @ Colorado State L 60-82
 Dec. 6 -- @ Wyoming L 82-94
 Dec. 9 -- Stetson _ W ... 85-75
 Dec. 13 -- @ Marquette L 60-83
 Dec. 16 -- Cincinnati W ... 89-71
 Dec. 18 -- Arizona W ... 98-88
 Dec. 22 -- UNLV W ... 98-91
 Dec. 27 -- Southern Colorado W ... 96-74
 Dec. 29 -- Arkansas Tech W ... 126-76
 Jan. 3 -- @ Memphis State * W ... 86-77
 Jan. 8 -- @ Bradley * L 86-91
 Jan. 10 -- @ St. Louis * W ... 67-62
 Jan. 24 -- Wichita State * W ... 81-77
 Jan. 27 -- Tulsa * _ W ... 93-77
 Jan. 29 -- @ Drake * L 84-95
 Feb. 5 -- @ Cincinnati * L 69-84
 Feb. 7 -- @ Louisville * L 60-71
 Feb. 10 -- Drake * W ... 93-81
 Feb. 14 -- Memphis State * W ... 82-70
 Feb. 17 -- Bethel _ W ... 84-65
 Feb. 21 -- Bradley (TV) * W ... 83-75
 Feb. 25 -- St. Louis * W ... 86-82
 Feb. 28 -- @ Tulsa * L 80-97
 Mar. 2 -- @ Louisville * W ... 98-80
 Mar. 5 -- @ Wichita State * W ... 84-79
 * - Missouri Valley Conference

1970-71 - (10-15)

Dec. 1 -- Bethel (TN) W ... 80-69
 Dec. 5 -- St. Leo _ L 47-53
 Dec. 8 -- @ Indiana State W ... 79-72
 Dec. 10 -- @ Purdue L 63-90
 Dec. 12 -- @ Centenary W ... 55-54
 Dec. 23 -- Marquette % L 57-67
 Dec. 29 -- Colorado State L 68-74
 Jan. 2 -- @ Memphis State * L 57-69
 Jan. 7 -- Louisville * L 72-90
 Jan. 9 -- Bradley (TV) * W ... 84-80
 Jan. 11 -- @ Nicholls State W ... 95-76
 Jan. 12 -- @ Southern Mississippi W ... 96-84
 Jan. 19 -- Oklahoma Christian W ... 80-79
 Jan. 23 -- Wichita State * W ... 81-75
 Jan. 28 -- @ Drake * L 66-90
 Feb. 4 -- @ St. Louis * L 58-88
 Feb. 6 -- @ Wichita State (TV) * L 81-84
 Feb. 11 -- @ Tulsa * L 84-89
 Feb. 13 -- Memphis State * L 66-71
 Feb. 18 -- St. Louis * L 61-65
 Feb. 20 -- @ Bradley * L 88-76
 Feb. 22 -- @ Northeast Louisiana L 88-89
 Feb. 27 -- @ Louisville * W ... 79-73
 Mar. 2 -- Drake * _ L 60-65
 Mar. 4 -- Tulsa * _ L 76-84
 % - Game played at Loos Fieldhouse, Dallas
 * - Missouri Valley Conference

↳ The Gene Robbins Era 36-67 Career

1971-72 - (8-18)

Dec. 1 -- Nicholls State L 71-72
 Dec. 4 -- Southern Mississippi W ... 81-62
 Dec. 6 -- Centenary W ... 69-60
 Dec. 9 -- Denver _ W ... 72-68
 Dec. 11 -- Wyoming W ... 94-76
 Dec. 27 -- Oklahoma City # L 79-85
 Dec. 28 -- Indiana State # W ... 68-59
 Dec. 29 -- Jacksonville # L 82-95
 Jan. 6 -- @ West Texas State L 69-79
 Jan. 8 -- @ Bradley L 72-90
 Jan. 13 -- Northeast Louisiana W ... 98-56
 Jan. 15 -- Drake (TV) * L 55-64
 Jan. 19 -- Wichita State W ... 74-63

Jan. 22 -- @ Memphis State (TV) * L 60-91
 Jan. 24 -- @ Louisville * L 72-95
 Jan. 27 -- @ Drake * L 70-76
 Feb. 3 -- @ Creighton * L 49-58
 Feb. 10 -- Tulsa * _ L 69-75
 Feb. 12 -- Memphis State * L 80-87
 Feb. 19 -- @ St. Louis * L 75-88
 Feb. 19 -- Bradley * L 54-71
 Feb. 21 -- St. Louis * L 69-76
 Feb. 29 -- Louisville * L 85-90
 Mar. 2 -- West Texas State * L 70-72
 Mar. 4 -- @ Tulsa * L 86-89
 Mar. 6 -- @ Wichita State * L 66-81
 # - All-College Tournament (Oklahoma City)
 * - Missouri Valley Conference

1972-73 - (9-16)

Nov. 24 -- @ Nebraska L 46-64
 Nov. 28 -- Cal State Fullerton L 63-56
 Dec. 1 -- @ Long Beach State L 63-90
 Dec. 2 -- @ Arizona State L 66-75
 Dec. 7 -- Georgia State W ... 84-58
 Dec. 11 -- @ Kansas State L 62-76
 Dec. 28 -- Mississippi # L 65-66
 Dec. 19 -- @ Northeast Louisiana # L 82-95
 Jan. 4 -- @ Louisville * L 69-76
 Jan. 6 -- @ Texas Christian L 67-53
 Jan. 11 -- Wichita State * W ... 69-73
 Jan. 13 -- @ Tulsa * L 76-106
 Jan. 18 -- @ Drake * L 72-79
 Jan. 20 -- @ Bradley * L 74-87
 Jan. 25 -- West Texas State * W ... 81-79
 Jan. 27 -- Louisville * W ... 78-64
 Feb. 5 -- @ West Texas State * W ... 55-53
 Feb. 10 -- New Mexico St. (TV) * W ... 64-63
 Feb. 15 -- Tulsa * _ L 77-100
 Feb. 17 -- @ Wichita State * L 71-73
 Feb. 22 -- Memphis State * L 88-93
 Feb. 24 -- St. Louis * L 64-66
 Feb. 28 -- Corpus Christi W ... 83-77
 Mar. 2 -- @ Creighton * W ... 72-69
 Mar. 5 -- New Mexico State * L 75-88
 # - NE Louisiana Tournament
 * - Missouri Valley Conference

1973-74 - (13-13)

Nov. 30 -- @ Tennessee L 71-80
 Dec. 4 -- Texas Christian # W .. 109-93
 Dec. 8 -- Wayland Baptist W .. 107-73
 Dec. 20 -- Fresno State L 95-96
 Dec. 22 -- Fullerton State W ... 70-63
 Dec. 27 -- St. Francis \$ L 81-85
 Dec. 28 -- Boston University \$ L 84-88
 Jan. 5 -- Bradley (TV) * L 71-95
 Jan. 7 -- Samford W ... 102-83
 Jan. 9 -- @ Southern Methodist W ... 79-76
 Jan. 12 -- @ West Texas State * L 65-67
 Jan. 14 -- Chicago State W ... 103-91
 Jan. 16 -- Texas-Arlington W ... 93-82
 Jan. 19 -- Tulsa * _ L 89-90
 Jan. 22 -- @ Wichita State * L 76-83
 Jan. 26 -- @ St. Louis * L 88-89
 Jan. 31 -- @ Louisville * L 81-97
 Feb. 2 -- @ Memphis State * L 62-65
 Feb. 7 -- Drake * _ L 104-85
 Feb. 9 -- Memphis State * W ... 83-77
 Feb. 11 -- Georgia Southern W ... 88-87
 Feb. 14 -- @ New Mexico State * W ... 83-74
 Feb. 16 -- West Texas State * W ... 87-68
 Feb. 23 -- @ Tulsa (TV) * L 75-87
 Feb. 28 -- New Mexico State * L 69-95
 Mar. 2 -- Wichita State * W ... 89-83
 # - First Game at The Super Pit
 \$ - Claxton Classic (Savannah, GA)
 * - Missouri Valley Conference



RECORDS

↳ all-time results

1981-82 - (15-12)

Nov. 27 -- Southwestern.....	W	98-71
Dec. 1 -- Northeast Louisiana.....	W	100-75
Dec. 4 -- St. Joseph's %.....	L	69-73
Dec. 5 -- Central Michigan %.....	W	79-65
Dec. 8 -- Texas Christian.....	L	73-78
Dec. 11 -- @ St. Louis.....	W	84-70
Dec. 19 -- @ Weber State.....	L	82-90
Dec. 21 -- St. Marys #.....	L	86-88
Dec. 22 -- Loyola Marmount #.....	W	112-103
Dec. 29 -- Alcorn State \$.....	W	87-69
Dec. 30 -- Northeast Louisiana \$.....	W	76-73
Jan. 4 -- @ Pan American.....	W	87-83
Jan. 6 -- @ Lamar.....	L	72-83
Jan. 9 -- @ Texas-Arlington.....	W	88-83
Jan. 16 -- @ Memphis State.....	L	90-100
Jan. 18 -- McNeese State.....	W	79-71
Jan. 23 -- Lamar.....	W	63-60
Jan. 25 -- Texas-San Antonio.....	W	78-66
Jan. 28 -- @ Alcorn State.....	L	82-106
Feb. 4 -- Texas-Arlington.....	L	87-93
Feb. 9 -- Southern Mississippi.....	L	68-75
Feb. 13 -- @ Texas.....	L	70-84
Feb. 15 -- Hardin-Simmons.....	W	94-81
Feb. 20 -- @ Oral Roberts.....	L	97-109
Feb. 22 -- @ Arkansas-Little Rock.....	L	76-85
Feb. 27 -- Pan American.....	W	98-85
Mar. 1 -- Alcorn State.....	W	83-77
% - Carrier Classic (Syracuse, NY)		
# - Wolf Pack Classic (Reno, NV)		
\$ - Pacemaker Classic (Monroe, LA)		

1982-83 - (15-15)

Nov. 27 -- Henderson State.....	W	103-75
Nov. 30 -- Texas Southern (OT).....	L	89-91
Dec. 3 -- District of Columbia !.....	W	74-73
Dec. 4 -- Wichita State !.....	L	72-78
Dec. 7 -- @ Texas Christian.....	L	58-64
Dec. 11 -- Centenary.....	W	113-93
Dec. 14 -- Texas Wesleyan (OT).....	L	69-72
Dec. 17 -- Baylor.....	W	87-65
Dec. 28 -- Samford *.....	L	94-101
Dec. 29 -- Massachusetts *.....	W	110-104
Jan. 10 -- @ Pan American.....	W	82-72
Jan. 15 -- @ Texas-Arlington #.....	L	80-83
Jan. 17 -- @ Arkansas State #.....	L	63-61
Jan. 22 -- @ McNeese State #.....	L	69-79
Jan. 29 -- Lamar #.....	W	61-55
Feb. 3 -- @ Louisiana Tech #.....	L	64-70
Feb. 5 -- @ Northeast Louisiana #.....	L	75-82
Feb. 10 -- Texas-Arlington # (OT).....	W	105-98
Feb. 12 -- Pan American.....	W	88-60
Feb. 14 -- Memphis State.....	L	63-80
Feb. 17 -- @ McNeese State #.....	L	61-75
Feb. 19 -- Arkansas State #.....	W	66-63
Feb. 21 -- Louisiana Tech #.....	W	75-67
Feb. 24 -- @ Lamar #.....	L	63-71
Feb. 26 -- Oral Roberts.....	W	99-78
Feb. 28 -- Arkansas-Little Rock.....	L	81-94
Mar. 3 -- Northeast Louisiana #.....	L	66-74

Southland Conference Tournament

Louisiana Tech %.....	W	87-73
McNeese State (OT) %.....	W	66-60
Lamar %.....	L	54-75
! - Shocker Classic (Wichita, Kansas)		
# - Southland Conference		
% - SLC Tournament (Beaumont, Texas)		

↳ The Tommy Newman

24-60 Career

1983-84 - (9-19)

Nov. 25 -- Southern Mississippi +.....	L	61-63
Nov. 26 -- @ Memphis State.....	L	79-101
Nov. 29 -- Texas Southern.....	W	88-59
Dec. 1 -- Midwestern.....	W	79-61
Dec. 3 -- @ Centenary.....	L	88-92
Dec. 6 -- Texas Christian.....	W	66-65
Dec. 10 -- @ Baylor.....	W	62-53
Dec. 13 -- Oklahoma City.....	W	66-61

Dec. 17 -- @ Arkansas ^.....	L	64-93
Dec. 20 -- Alcorn State %.....	L	48-57
Dec. 21 -- East Carolina %.....	W	62-58
Jan. 9 -- @ Hardin-Simmons.....	L	64-73
Jan. 14 -- @ Texas-San Antonio.....	L	57-94
Jan. 19 -- Pan American.....	L	41-53
Jan. 21 -- @ McNeese State #.....	W	72-71
Jan. 23 -- Texas-Arlington #.....	W	103-91
Jan. 26 -- Arkansas State #.....	L	52-66
Jan. 28 -- @ Lamar #.....	L	66-96
Feb. 2 -- Louisiana Tech #.....	L	68-75
Feb. 4 -- @ Northeast Louisiana #.....	L	64-71
Feb. 9 -- @ Texas-Arlington #.....	L	68-79
Feb. 11 -- @ Pan American.....	L	61-67
Feb. 16 -- McNeese State #.....	L	57-67
Feb. 18 -- @ Arkansas State #.....	W	67-63
Feb. 23 -- Lamar #.....	L	66-89
Feb. 25 -- @ Louisiana Tech #.....	L	69-96
Mar. 1 -- Northeast Louisiana #.....	L	63-78
Southland Conference Tournament		
Mar. 8 -- @ Louisiana Tech.....	L	68-92
+ - Played in Memphis		
# - Southland Conference		
^ - Played in Pine Bluff, Ark.		
% - Bradley University Tournament		

1984-85 - (5-23)

Nov. 24 -- @ Kansas State.....	L	50-72
Dec. 1 -- Pan American.....	L	50-60
Dec. 4 -- @ Texas Christian.....	L	58-76
Dec. 8 -- St. Edwards.....	W	79-64
Dec. 11 -- Texas Wesleyan.....	L	70-72
Dec. 14 -- @ Drake ^.....	L	59-63
Dec. 15 -- Valparaiso ^.....	L	63-79
Dec. 19 -- @ Southern Methodist.....	L	45-90
Dec. 28 -- Alcorn State +.....	L	75-95
Dec. 29 -- East Carolina +.....	L	65-70
Jan. 5 -- @ Texas Tech.....	L	55-81
Jan. 8 -- Hardin-Simmons.....	W	60-58
Jan. 12 -- @ Northeast Louisiana #.....	L	64-77
Jan. 17 -- @ Louisiana Tech #.....	L	50-68
Jan. 19 -- Lamar #.....	L	64-79
Jan. 24 -- @ Arkansas State #.....	L	58-70
Jan. 26 -- McNeese State #.....	L	64-82
Jan. 31 -- Texas-San Antonio.....	W	73-72
Feb. 2 -- @ Texas-Arlington #.....	L	67-86
Feb. 7 -- Northeast Louisiana #.....	L	74-80
Feb. 9 -- Louisiana Tech #.....	L	72-90
Feb. 11 -- @ Texas-San Antonio.....	L	69-97
Feb. 14 -- @ Lamar #.....	L	60-86
Feb. 16 -- Arkansas State #.....	L	58-69
Feb. 21 -- @ McNeese State #.....	L	59-78
Feb. 23 -- @ Pan American.....	W	67-64
Feb. 28 -- Texas-Arlington #.....	W	83-77
Southland Conference Tournament		
Mar. 5 -- @ McNeese State.....	L	78-89
# - Southland Conference		
^ - Drake Tournament		
+ - Tulsa Tournament		

1985-86 - (10-18)

Nov. 23 -- @ Hardin-Simmons.....	L	67-74
Nov. 26 -- Westmont College.....	W	57-50
Dec. 3 -- @ Pan American.....	L	68-69
Dec. 7 -- Henderson State.....	W	86-63
Dec. 10 -- Texas Christian.....	W	56-55
Dec. 13 -- Southern Methodist %.....	L	63-78
Dec. 14 -- McNeese State %.....	L	66-73
Dec. 20 -- @ Southwestern La. \$.....	L	58-72
Dec. 21 -- Youngstown State \$.....	W	85-72
Dec. 28 -- @ Mississippi.....	L	75-89
Jan. 4 -- Kansas State.....	L	53-57
Jan. 8 -- Pan American.....	L	47-59
Jan. 11 -- @ Texas-Arlington #.....	L	65-68
Jan. 16 -- @ Lamar #.....	L	72-87
Jan. 18 -- @ McNeese State #.....	L	70-80
Jan. 23 -- Louisiana Tech #.....	W	56-50
Jan. 25 -- Northeast Louisiana #.....	L	56-79
Jan. 27 -- Southwest Louisiana #.....	L	69-83
Jan. 30 -- Arkansas State #.....	W	70-66
Feb. 1 -- @ Texas-San Antonio #.....	W	72-66

Feb. 6 -- @ Arkansas State #.....	L	60-67
Feb. 8 -- Texas-Arlington #.....	W	83-82
Feb. 13 -- Lamar #.....	W	73-60
Feb. 15 -- McNeese State #.....	L	64-72
Feb. 20 -- @ Northeast Louisiana #.....	L	49-69
Feb. 22 -- @ Louisiana Tech #.....	L	67-88
Feb. 27 -- Texas-San Antonio #.....	W	75-58

Southland Conference Tournament

Mar. 4 -- @ Arkansas State.....	L	71-79
# - Southland Conference		
% - Dallas Morning News Tournament		
\$ - Cajun Classic (Lafayette, La.)		

↳ The Jimmy Gales Era

84-118 Career

1986-87 - (11-17)

Nov. 29 -- Southwestern.....	W	92-71
Dec. 3 -- @ Texas Christian.....	L	85-92
Dec. 6 -- Mississippi.....	L	69-72
Dec. 8 -- Cameron.....	W	87-72
Dec. 10 -- @ Baylor.....	L	75-82
Dec. 13 -- Colorado State.....	W	85-69
Dec. 20 -- @ Southern Mississippi.....	L	58-92
Dec. 22 -- @ Utah %.....	L	66-79
Dec. 23 -- St. Mary's %.....	L	66-68
Dec. 29 -- @ Nevada ^.....	L	86-93
Dec. 30 -- Eastern Illinois ^.....	W	92-63
Jan. 3 -- Alcorn State.....	W	90-74
Jan. 5 -- @ Arkansas (OT) \$.....	L	96-99
Jan. 15 -- Lamar #.....	L	63-72
Jan. 17 -- McNeese State #.....	W	72-64
Jan. 22 -- @ Louisiana Tech #.....	L	71-89
Jan. 24 -- @ Northeast Louisiana #.....	L	53-66
Jan. 29 -- @ Arkansas State #.....	L	59-66
Jan. 31 -- @ Southwest Louisiana #.....	L	77-78
Feb. 5 -- Arkansas State #.....	L	74-75
Feb. 7 -- @ Texas-Arlington #.....	L	89-95
Feb. 12 -- @ Lamar #.....	W	98-84
Feb. 14 -- @ McNeese State #.....	L	88-93
Feb. 19 -- Northeast Louisiana #.....	W	83-80
Feb. 21 -- Louisiana Tech #.....	L	77-80
Feb. 25 -- Southwestern (KS).....	W	110-71
Feb. 28 -- Texas-Arlington #.....	W	97-83
Southland Conference Tournament		
@ Lamar.....	L	82-87
% - University of Utah Tournament		
^ - University of Nevada Tournament		
\$ - Game played in Little Rock, Ark.		
# - Southland Conference		



1987-88 - (17-13)

Nov. 28 -- @ Oral Roberts	W	88-80
Dec. 1 -- Baylor	L	63-72
Dec. 4 -- @ Missouri %	L	56-74
Dec. 5 -- @ Alcorn State%	L	64-70
Dec. 7 -- Montana State	L	55-65
Dec. 9 -- Texas Christian	W	79-54
Dec. 12 -- @ Colorado State	L	56-65
Dec. 19 -- Southern Mississippi *	L	80-83
Dec. 22 -- @ New Mexico State	L	71-91
Dec. 26 -- @ New Mexico ^	L	69-77
Dec. 27 -- Long Beach State ^	L	88-89
Jan. 14 -- @ Alcorn State	W	85-80
Jan. 16 -- @ Texas-Arlington #	W	77-68
Jan. 18 -- @ Oklahoma State	L	82-92
Jan. 21 -- Northwestern State #	W	87-75
Jan. 23 -- Northeast Louisiana #	L	69-79
Jan. 28 -- @ Southwest Texas#	W	99-79
Jan. 30 -- @ Sam Houston State #	L	70-91
Feb. 4 -- McNeese State #	W	91-78
Feb. 6 -- Stephen F. Austin #	W	83-72
Feb. 11 -- @ McNeese State #	W	78-75
Feb. 13 -- @ Stephen F. Austin	W	74-67
Feb. 18 -- Sam Houston State #	W	80-52
Feb. 20 -- Southwest Texas #	W	79-67
Feb. 25 -- @ Northeast Louisiana #	W	67-65
Feb. 27 -- @ Northwestern State #	W	76-71
Mar. 3 -- Texas-Arlington #	W	83-74

Southland Conference Tournament

Mar. 11 -- McNeese State	W	82-61
Mar. 12 -- Northeast Louisiana	W	87-70

NCAA Tournament

Mar. 17 -- North Carolina	L	65-83
* - Show-Me Classic (Columbia, Mo.)		
% - Game played @ Loos Fieldhouse (Dallas)		
^ - University of New Mexico Tournament		
# - Southland Conference		
-- Southland Conference Tournament @ The Super Pit		
-- NCAA Tournament Game @ Salt Lake City, UT		

1988-89 - (14-15)

Nov. 26 -- Louisiana Tech	L	72-87
Dec. 2 -- @ Nebraska ^	L	84-90
Dec. 3 -- Army (OT) ^	W	82-79
Dec. 6 -- Colorado State	W	52-50
Dec. 8 -- Texas-San Antonio	L	73-81
Dec. 17 -- @ Baylor (4OT)	L	95-96
Dec. 20 -- @ Montana State	L	75-100
Dec. 28 -- @ San Diego (OT)	W	81-77
Dec. 30 -- @ UCLA	L	84-99
Jan. 2 -- @ Louisiana Tech	L	57-96
Jan. 4 -- @ Southern Methodist	L	71-81
Jan. 11 -- @ Southern Mississippi	L	79-90
Jan. 14 -- @ Texas-Arlington #	W	68-61
Jan. 19 -- @ Northwestern State #	W	86-81
Jan. 21 -- @ NE Louisiana (OT) #	W	92-82
Jan. 26 -- Southwest Texas #	W	76-73
Jan. 28 -- Sam Houston State #	W	77-75
Feb. 2 -- @ McNeese State #	L	73-79
Feb. 4 -- @ Stephen F. Austin #	W	75-64
Feb. 9 -- McNeese State #	W	74-71
Feb. 11 -- Stephen F. Austin #	W	66-58
Feb. 16 -- @ Sam Houston State #	L	75-87
Feb. 18 -- @ Southwest Texas#	L	90-93
Feb. 20 -- Oral Roberts (OT)	L	116-117
Feb. 23 -- Northeast Louisiana#	W	76-71
Feb. 25 -- Northwestern State#	W	113-101
Mar. 2 -- Texas-Arlington #	L	53-63

Southland Conference Tournament

Mar. 7 -- Northwestern State	W	100-77
Mar. 8 -- McNeese State	L	68-85
^ - University of Nebraska Tournament		
# - Southland Conference		
-- SLC Tournament at The Super Pit		

1989-90 - (5-25)

Nov. 24 -- Southern Methodist	L	57-65
Nov. 28 -- Oklahoma State	L	66-94
Nov. 30 -- San Diego	L	60-73
Dec. 2 -- @ Texas-San Antonio	L	76-88
Dec. 4 -- Texas Southern	L	66-83

Dec. 6 -- Baylor	L	67-78
Dec. 8 -- @ Brigham Young +	L	68-97
Dec. 9 -- Georgia Southern +	L	74-92
Dec. 18 -- @ Long Beach State	L	74-92
Dec. 21 -- @ Weber State	L	69-96
Dec. 23 -- @ Colorado State	L	70-93
Dec. 29 -- @ Oklahoma ^	L	94-147
Dec. 30 -- Arkansas State ^	L	66-71
Jan. 11 -- @ Southwest Texas #	L	83-100
Jan. 13 -- Sam Houston State #	L	65-70
Jan. 18 -- @ Northeast Louisiana #	L	68-99
Jan. 20 -- @ Northwestern State #	L	94-118
Jan. 25 -- Stephen F. Austin #	W	100-66
Jan. 27 -- McNeese State #	W	78-67
Feb. 3 -- @ Texas-Arlington #	W	82-77
Feb. 8 -- Southwest Texas #	L	94-108
Feb. 10 -- @ Stephen F. Austin #	L	66-70
Feb. 15 -- Northeast Louisiana #	L	64-81
Feb. 17 -- Northwestern State#	L	69-77
Feb. 22 -- @ Sam Houston State#	L	81-93
Feb. 24 -- @ McNeese State#	L	54-60
Mar. 1 -- Texas-Arlington #	L	73-78

Southland Conference Tournament

Mar. 5 -- McNeese State	W	67-62
Mar. 6 -- Northwestern State	W	63-61
Mar. 7 -- @ Northeast Louisiana	L	68-84
+ - BYU Tournament		
^ - All-College Tournament (Oklahoma City)		
# - Southland Conference		
-- SLC Tournament at Monroe, La.		

1990-91 - (17-13)

Nov. 24 -- Long Beach State	W	94-82
Nov. 27 -- Alcorn State	W	98-88
Nov. 29 -- Jackson State	W	118-115
Dec. 1 -- Weber State	W	71-64
Dec. 3 -- @ Texas Southern	L	78-97
Dec. 5 -- Nicholls State	L	106-112
Dec. 8 -- @ Houston	L	81-110
Dec. 17 -- @ New Mexico	L	84-98
Dec. 20 -- Appalachian State +	W	95-83
Dec. 21 -- Hawaii +	L	100-108
Dec. 27 -- Ohio University ^	L	74-77
Dec. 28 -- Marshall ^	L	78-81
Jan. 5 -- @ Southeast Louisiana	L	100-106
Jan. 10 -- @ Southwest Texas #	W	91-81
Jan. 12 -- @ Stephen F. Austin #	W	61-58
Jan. 17 -- Northeast Louisiana #	L	80-96
Jan. 19 -- Northwestern State #	W	88-77
Jan. 21 -- Southeast Louisiana	W	97-81
Jan. 23 -- @ Sam Houston State #	W	88-68
Jan. 25 -- @ McNeese State #	W	86-80
Jan. 28 -- @ Nicholls State #	L	105-110
Feb. 2 -- Texas-Arlington #	W	99-88
Feb. 7 -- Southwest Texas #	W	100-81
Feb. 9 -- Sam Houston State #	W	83-80
Feb. 14 -- @ Northeast Louisiana #	L	63-84
Feb. 16 -- @ Northwestern State #	W	90-85
Feb. 21 -- Stephen F. Austin #	W	60-59
Feb. 23 -- McNeese State #	W	80-73
Feb. 25 -- @ Texas-Arlington #	L	109-115

Southland Conference Tournament

Mar. 2 -- Texas-Arlington	L	91-97
+ - University of Hawaii Tournament		
^ - Indiana Hoosier Classic		
- SLC Tournament at Monroe, La.		

1991-92 - (15-14)

Nov. 23 -- @ Texas Tech	W	81-75
Nov. 30 -- Houston	L	87-89
Dec. 2 -- @ Alcorn State	L	98-102
Dec. 4 -- @ Jackson State	L	80-81
Dec. 6 -- Texas %	L	107-124
Dec. 7 -- Texas Southern %	L	76-81
Dec. 17 -- @ South Alabama	L	98-105
Dec. 30 -- @ Baylor	L	66-80
Jan. 2 -- Southwest Texas #	W	71-64
Jan. 4 -- Texas-San Antonio #	L	57-67
Jan. 9 -- @ Stephen F. Austin #	L	64-80
Jan. 11 -- @ Sam Houston State #	W	65-64
Jan. 16 -- West Texas State	W	83-72
Jan. 18 -- Texas-Arlington #	W	86-70

Jan. 23 -- McNeese State #	W	72-59
Jan. 25 -- Nicholls State #	W	90-72
Jan. 30 -- @ Northwestern State #	W	94-79
Feb. 1 -- @ Northeast Louisiana #	W	80-75
Feb. 6 -- Sam Houston State #	W	83-44
Feb. 8 -- Stephen F. Austin#	L	78-81
Feb. 10 -- @ Southwest Texas #	W	70-52
Feb. 15 -- @ Texas-Arlington #	L	90-100
Feb. 20 -- @ Nicholls State#	W	85-83
Feb. 22 -- @ McNeese State#	W	97-93
Feb. 27 -- Northeast Louisiana #	L	81-95
Feb. 29 -- Northwestern State #	W	95-86
Mar. 2 -- @ Texas-San Antonio #	L	77-80

Southland Conference Tournament

Mar. 6 -- Stephen F. Austin	W	91-71
Mar. 7 -- Northeast Louisiana	L	71-78
% - University of Texas Tournament		
# - Southland Conference		
-- SLC Tournament at San Antonio, Tx.		

1992-93 - (5-21)

Dec. 1 -- @ Tulsa	L	70-101
Dec. 4 -- vs. Texas Tech *	L	68-88
Dec. 5 -- vs. Bucknell *	L	64-88
Dec. 8 -- Baylor (OT)	L	86-88
Dec. 12 -- South Alabama	L	79-84
Dec. 21 -- @ Nevada	L	94-102
Dec. 23 -- @ Southern Methodist	L	94-110
Jan. 2 -- Northwestern State #	W	89-78
Jan. 4 -- Northeast Louisiana #	W	79-77
Jan. 6 -- Texas Tech	L	70-78
Jan. 9 -- @ Texas-Arlington #	L	76-81
Jan. 14 -- @ Nicholls State #	L	76-79
Jan. 16 -- @ McNeese State #	L	67-70
Jan. 21 -- Stephen F. Austin (OT) #	L	95-97
Jan. 23 -- Sam Houston State #	W	76-63
Jan. 28 -- @ Southwest Texas #	L	73-83
Jan. 30 -- @ Texas-San Antonio #	L	74-100
Feb. 6 -- Texas-Arlington #	W	87-74
Feb. 8 -- @ Northwestern State #	L	97-121
Feb. 11 -- McNeese State #	L	68-77
Feb. 13 -- Nicholls State #	L	77-79
Feb. 18 -- @ Sam Houston State #	L	89-97
Feb. 20 -- @ Stephen F. Austin #	L	70-84
Feb. 25 -- Texas-San Antonio (OT) #	W	94-89
Feb. 27 -- Southwest Texas #	L	60-74
Mar. 1 -- @ Northeast Louisiana #	L	77-99
* - University of Montana Tournament		
# - Southland Conference		



2000-2001 - (4-24)

Nov. 17 -- @ Tulsa	L.....71-89
Nov. 20 -- @ Texas A&M	L.....74-77
Nov. 28 -- Oklahoma State	L.....56-94
Dec. 1 -- @ Southwest Missouri St. #	L.....64-81
Dec. 2 -- vs. A&M-Corpus Christi #	W...111-102
Dec. 5 -- @ Arkansas	L.....77-97
Dec. 9 -- @ Oklahoma	L.....72-100
Dec. 16 -- vs. Alabama %	L.....55-94
Dec. 19 -- Texas A&M-Kingsville	W.....91-82
Dec. 23 -- Baylor	L.....63-88
Dec. 28 -- @ New Mexico State *	L.....70-82
Dec. 30 -- Florida Int'l * (OT)	W.....70-68
Jan. 3 -- Hardin-Simmons	W.....79-72
Jan. 6 -- @ Middle Tennessee St. *	L.....71-105
Jan. 11 -- @ Louisiana Tech *	L.....62-87
Jan. 13 -- Denver *	L.....64-74
Jan. 18 -- New Orleans *	L.....60-78
Jan. 20 -- @ Louisiana-Lafayette *	L.....68-86
Jan. 24 -- New Mexico State *	L.....71-85
Feb. 1 -- Arkansas-Little Rock *	L.....66-83
Feb. 3 -- @ Western Kentucky *	L.....63-107
Feb. 8 -- South Alabama *	L.....75-86
Feb. 10 -- @ Denver *	L.....81-100
Feb. 14 -- @ New Orleans *	L.....77-103
Feb. 17 -- Arkansas State *	L.....75-87
Feb. 22 -- Louisiana-Lafayette *	L.....92-96
Feb. 24 -- @ South Alabama *	L.....70-88

Sun Belt Tournament

Mar. 2 -- vs. Arkansas-Little Rock +	L.....67-80
# - Pizza Hut Classic, Springfield, MO	
% - Coors Classic, Mobile, AL	
* - Sun Belt Conference	
+ - Sun Belt Conference Tournament, Mobile, AL	

↳ The Johnny Jones Era

Career 172-132

2001-2002 - (15-14)

Nov. 16 -- Southwest Missouri St.	W.....79-77
Nov. 24 -- @ Oklahoma State	L.....58-77
Nov. 27 -- @ Lipscomb	L.....74-75
Dec. 2 -- @ Houston	L.....69-75
Dec. 4 -- SMU	L.....66-74
Dec. 8 -- @ Baylor	L.....81-95
Dec. 15 -- @ Kansas St.	L.....70-84
Dec. 19 -- Lipscomb	W...102-81
Dec. 21 -- Tennessee Tech	W.....89-83
Dec. 23 -- @ TCU	W.....92-85
Dec. 29 -- New Mexico St. *	W.....76-71
Jan. 3 -- @ Arkansas-Little Rock *	L.....74-84
Jan. 5 -- @ Arkansas St. *	W.....76-70
Jan. 10 -- Florida International * (OT)	W.....78-79
Jan. 12 -- Texas A&M-Kingsville	W...100-92
Jan. 17 -- @ Denver *	W.....78-70
Jan. 19 -- Middle Tennessee St. *	W.....85-63
Jan. 24 -- @ Louisiana-Lafayette *	L.....78-96
Jan. 26 -- @ New Mexico St. *	L.....71-88
Jan. 30 -- St. Edward's	W.....98-71
Feb. 2 -- Denver *	W.....83-57
Feb. 7 -- New Orleans *	L.....75-82
Feb. 9 -- South Alabama *	W.....77-73
Feb. 11 -- Louisiana-Lafayette * (TV)	W.....78-59
Feb. 16 -- @ Western Kentucky *	L.....76-100
Feb. 21 -- @ New Orleans *	L.....61-83
Feb. 23 -- @ South Alabama *	W.....78-72

Sun Belt Tournament

Mar. 1 -- vs. Florida International +	W.....84-71
Mar. 2 -- vs. Western Kentucky +	L.....68-82
* - Sun Belt Conference	
+ - Sun Belt Conference Tournament, New Orleans, La.	

2002-2003 - (7-21)

Nov. 22 -- @ Southwest Missouri St.	W.....81-78
Nov. 29 -- @ Southern Methodist	L.....75-88
Dec. 1 -- @ Indiana	L.....58-84
Dec. 6 -- vs. Weber St.	W.....76-72
Dec. 7 -- @ Winthrop	W.....65-56
Dec. 10 -- TCU	L.....80-87
Dec. 16 -- St. Edward's	W.....88-41

Dec. 21 -- @ Tennessee Tech	L.....60-75
Dec. 23 -- @ Colorado	L.....71-87
Dec. 28 -- Texas A&M-Commerce	W.....82-74
Dec. 30 -- @ Baylor	L.....56-82
Jan. 2 -- @ Auburn	L.....65-90
Jan. 5 -- @ Florida International *	W(ot)94-91
Jan. 11 -- Denver *	L.....55-59
Jan. 16 -- Arkansas-Little Rock *	L (ot)80-88
Jan. 18 -- Arkansas State *	L.....65-68
Jan. 23 -- @ New Orleans *	L.....62-74
Jan. 25 -- @ South Alabama *	L.....71-76
Jan. 30 -- Louisiana-Lafayette *	L.....58-89
Feb. 1 -- New Mexico State *	W.....82-75
Feb. 6 -- @ Middle Tennessee *	L.....55-76
Feb. 8 -- Western Kentucky *	L.....70-85
Feb. 13 -- @ Denver *	L.....84-90
Feb. 20 -- New Orleans *	L.....73-76
Feb. 22 -- South Alabama *	L.....60-70
Feb. 24 -- @ Louisiana-Lafayette *	L.....60-94
Mar. 1 -- @ New Mexico State *	L.....66-80

Sun Belt Conference Tournament

Mar. 7 -- vs. Arkansas-Little Rock +	L.....73-74
* - Sun Belt Conference	
+ - Sun Belt Conference Tournament, Bowling Green, KY	

2003-2004 - (13-15)

Nov. 21 -- Northwestern Oklahoma State	W.....57-47
Nov. 29 -- @ Lamar	L.....72-88
Dec. 3 -- @ Southern	L.....58-75
Dec. 6 -- Hardin-Simmons	W...109-49
Dec. 9 -- Baylor	W.....73-69
Dec. 13 -- @ TCU	L.....58-62
Dec. 17 -- @ Texas-Pan American (ot)	W.....87-81
Dec. 20 -- @ at St. Bonaventure	L.....62-81
Dec. 22 -- @ at Southeast Missouri State	L.....68-75
Dec. 29 -- Indiana	L.....70-79
Jan. 3 -- @ Arkansas	L.....61-96
Jan. 8 -- Texas-Pan American	W.....71-53
Jan. 10 -- New Mexico State *	L.....67-70
Jan. 15 -- Denver *	W.....72-67
Jan. 19 -- Florida International *	W.....55-48
Jan. 22 -- @ Arkansas-Little Rock *	W.....82-77
Jan. 24 -- @ at Arkansas State *	W.....87-73
Jan. 29 -- New Orleans * (ot)	L.....76-77
Jan. 31 -- South Alabama *	W.....85-77
Feb. 5 -- @ Louisiana-Lafayette *	L.....81-94
Feb. 7 -- @ New Mexico State *	L.....62-77
Feb. 12 -- Middle Tennessee *	W.....69-64
Feb. 14 -- @ Western Kentucky *	L.....78-80
Feb. 19 -- @ Denver *	L.....62-66
Feb. 23 -- Louisiana-Lafayette *	W.....71-68
Feb. 26 -- @ New Orleans *	W.....84-81
Feb. 29 -- @ South Alabama *	L.....63-80

Sun Belt Tournament

Mar. 7 -- vs. New Orleans+ (2ot)	L.....89-91
* - Sun Belt Conference	
+ - Sun Belt Conference Tournament, Bowling Green, KY	

2004-2005 - (14-14)

Nov. 19 -- Angelo State	W...100-66
Nov. 21 -- @ Alabama	L.....71-85
Nov. 23 -- UNC Wilmington	W.....76-69
Nov. 27 -- Lamar	W.....70-66
Dec. 4 -- TCU	L.....78-88
Dec. 7 -- @ Texas	L.....57-86
Dec. 11 -- @ Texas-Pan American	W.....92-85
Dec. 16 -- Southern	W.....95-73
Dec. 22 -- Southeast Missouri State	W.....69-62
Dec. 29 -- @ Chattanooga#	L.....56-72
Dec. 30 -- vs. Tennessee-Martin#	W.....75-70
Jan. 8 -- @ New Mexico State *	W.....79-69
Jan. 13 -- @ Denver *	L.....52-79
Jan. 17 -- @ Florida International *	W.....68-60
Jan. 20 -- Arkansas-Little Rock *	L.....64-71
Jan. 22 -- Arkansas State *	L.....70-73
Jan. 27 -- @ New Orleans *	W.....66-60
Jan. 29 -- @ South Alabama *	L.....60-67
Feb. 3 -- Louisiana-Lafayette *	L.....79-86
Feb. 5 -- New Mexico State *	W.....79-67
Feb. 10 -- @ Middle Tennessee *	L.....64-79
Feb. 12 -- Western Kentucky *	L.....92-93
Feb. 14 -- UT-Permian Basin	W...103-44
Feb. 17 -- Denver *	W.....68-66

Feb. 19 -- @ Louisiana-Lafayette *	L.....67-80
Feb. 24 -- New Orleans *	W.....74-73
Feb. 26 -- South Alabama *	L.....72-91

Sun Belt Tournament

Mar. 4 -- vs. Arkansas State+	L.....76-84
* - Sun Belt Conference	
# - Dr. Pepper Classic Tournament; Chattanooga, Tenn.	
+ - Sun Belt Conference Tournament; Denton, Texas	

2005-2006 - (14-14)

Nov. 18 -- Hardin-Simmons	W.....85-48
Nov. 22 -- @ UNC Wilmington	L.....52-70
Nov. 30 -- @ Arizona State	L.....67-83
Dec. 3 -- Chattanooga	W.....83-76
Dec. 6 -- @ Texas A&M	L.....70-72
Dec. 10 -- Nicholls State	W.....98-82
Dec. 19 -- Angelo State	W...111-65
Dec. 23 -- Houston	L.....84-92
Dec. 28 -- UT-Permian Basin	W...101-62
Dec. 30 -- Stephen F. Austin	W.....81-75
Jan. 2 -- @ Tulsa	W.....67-61
Jan. 5 -- Louisiana-Lafayette *	W.....86-79
Jan. 7 -- New Orleans *	L.....69-72
Jan. 12 -- Florida International *	W.....90-81
Jan. 16 -- Denver *	W.....72-70
Jan. 19 -- @ Arkansas-Little Rock *	L.....60-69
Jan. 21 -- @ Arkansas State *	W.....82-79
Jan. 26 -- Troy *	W.....84-77
Jan. 28 -- South Alabama *	L.....67-89
Feb. 2 -- @ Louisiana-Lafayette *	L.....58-77
Feb. 4 -- @ New Orleans *	L.....74-75
Feb. 9 -- Middle Tennessee *	L.....60-62
Feb. 11 -- @ Western Kentucky *	L.....71-97
Feb. 15 -- UT-Pan American	W.....84-45
Feb. 18 -- @ Denver *	L.....73-79
Feb. 23 -- @ Troy *	W.....81-69
Feb. 25 -- @ South Alabama *	L.....79-99

Sun Belt Tournament

Mar. 3 -- Arkansas-Little Rock+	L.....55-72
* - Sun Belt Conference	
+ - Sun Belt Conference Tournament; Murfreesboro, Tenn.	



RECORDS

↳ all-time results

2006-2007 - (23-11)

Nov. 10 -- Cameron.....	W.....	85-47
Nov. 12 -- @ Charlotte.....	W.....	90-72
Nov. 15 -- UT-Arlington.....	L.....	81-83
Nov. 18 -- @ Rice.....	W.....	71-69
Nov. 21 -- Tulsa.....	W.....	65-63
Nov. 25 -- Texas State.....	W.....	95-77
Nov. 29 -- @ Nebraska.....	L.....	57-76
Dec. 6 -- @ Stephen F. Austin.....	W.....	76-70
Dec. 9 -- @ Nicholls State.....	W.....	74-71
Dec. 16 -- @ New Orleans*.....	L (2OT) 93-97	
Dec. 19 -- @ Western Kentucky*.....	W.....	86-85
Dec. 22 -- Jarvis Christian.....	W.....	94-70
Dec. 28 -- Belhaven.....	W.....	93-66
Dec. 30 -- Denver*.....	W.....	91-79
Jan. 4 -- @ Arkansas-Little Rock*.....	L.....	75-86
Jan. 6 -- @ Arkansas State*.....	L.....	60-84
Jan. 11 -- Louisiana-Lafayette*.....	W (OT) 73-72	
Jan. 18 -- @ Florida International*.....	L.....	66-67
Jan. 20 -- Florida Atlantic*.....	W.....	76-59
Jan. 25 -- Middle Tennessee*.....	W.....	66-53
Jan. 28 -- @ South Alabama*.....	L (OT) 89-90	
Feb. 1 -- Troy*.....	W.....	98-57
Feb. 3 -- Western Kentucky*.....	W.....	74-70
Feb. 8 -- New Orleans*.....	L.....	62-64
Feb. 10 -- @ Louisiana-Monroe*.....	L.....	62-66
Feb. 15 -- @ Denver*.....	W.....	78-65
Feb. 17 -- Arkansas-Little Rock*.....	W.....	74-69
Feb. 22 -- Arkansas State*.....	L.....	71-74
Feb. 24 -- @ Louisiana-Lafayette*.....	W.....	72-70

Sun Belt Tournament

Feb. 28 -- Louisiana-Lafayette%.....	W.....	93-78
Mar. 4 -- Louisiana-Monroe+.....	W (OT) 77-71	
Mar. 5 -- Middle Tennessee+.....	W.....	59-52
Mar. 6 -- Arkansas State+.....	W.....	83-75

NCAA Tournament

Mar. 16 -- Memphis#.....	L.....	58-73
* - Sun Belt Conference		
% - Sun Belt Tournament (First Round); Denton, Texas		
+ - Sun Belt Conference Tournament; Lafayette, La.		
# - NCAA Tournament (First Round); New Orleans, La.		

2007-2008 - (20-11)

Nov. 10 -- Cameron.....	W...	106-53
Nov. 14 -- Oklahoma State.....	W.....	82-73
Nov. 17 -- Indiana State.....	W.....	78-69
Nov. 21 -- @ Texas-Arlington.....	L.....	64-72
Nov. 30 -- vs. Western New Mexico.....	W.....	84-82
Dec. 1 -- @ New Mexico State.....	W.....	75-72
Dec. 5 -- @ Texas.....	L.....	72-88
Dec. 8 -- Hartford.....	W...	105-97
Dec. 17 -- Southern.....	W.....	79-58
Dec. 20 -- Centenary.....	W.....	76-54
Dec. 22 -- @ Denver*.....	L.....	59-63
Dec. 28 -- Texas A&M-International.....	W.....	97-70
Jan. 3 -- @ Troy.....	L(OT) 88-91	
Jan. 7 -- Louisiana-Monroe*.....	W.....	78-57
Jan. 10 -- @ Arkansas State*.....	W.....	74-63
Jan. 12 -- Louisiana-Lafayette*.....	W.....	72-65
Jan. 17 -- New Orleans*.....	L.....	61-83
Jan. 19 -- @ Florida Atlantic*.....	L.....	81-86
Jan. 27 -- @ Middle Tennessee*.....	L.....	60-69
Jan. 31 -- South Alabama*.....	W.....	70-68
Feb. 2 -- Florida International*.....	W.....	60-57
Feb. 7 -- Western Kentucky*.....	L.....	84-94
Feb. 9 -- @Arkansas-Little Rock*.....	L.....	82-84
Feb. 14 -- Denver*.....	W.....	62-48
Feb. 16 -- Troy*.....	W.....	90-64
Feb. 20 -- @ Louisiana-Monroe*.....	W.....	72-40
Feb. 23 -- Arkansas State*.....	W.....	82-77
Feb. 28 -- @ Louisiana-Lafayette*.....	L.....	58-63
Mar. 1 -- @ New Orleans*.....	W.....	79-77

Sun Belt Tournament

Mar. 5 -- Arkansas State#.....	W.....	85-63
Mar. 9 -- Western Kentucky+.....	L.....	70-84
* - Sun Belt Conference		
# - Sun Belt Tournament (First Round); Denton, Texas		
+ - Sun Belt Conference Tournament; Mobile, Ala.		

2008-2009 - (20-12)

Nov. 14 -- Cameron#.....	W.....	87-66
Nov. 17 -- @ Oklahoma State.....	L.....	88-100
Nov. 20 -- @ Sam Houston State.....	W.....	76-71
Nov. 23 -- @ Indiana State.....	W.....	80-69
Nov. 26 -- Jackson State.....	W.....	84-82
Nov. 29 -- @ Houston.....	L.....	51-84
Dec. 3 -- @ Sam Houston State.....	W.....	68-66
Dec. 6 -- New Mexico State.....	W.....	85-83
Dec. 15 -- Houston Baptist.....	W.....	88-76
Dec. 18 -- @ Louisiana-Lafayette*.....	W.....	78-64
Dec. 22 -- @ New Orleans*.....	L.....	65-71
Dec. 29 -- UT Arlington.....	L.....	75-80
Dec. 31 -- Middle Tennessee.....	L(OT) 80-89	
Jan. 3 -- @ Arkansas^.....	L.....	75-86
Jan. 8 -- @ UALR*.....	L(OT) 77-78	
Jan. 10 -- Arkansas State*.....	W(3OT) 86-83	
Jan. 15 -- Denver*.....	W.....	69-62
Jan. 17 -- Florida Atlantic*.....	W.....	69-60
Jan. 22 -- @ Florida International*.....	W.....	80-75
Jan. 29 -- Troy*.....	L.....	69-77
Jan. 31 -- @ Western Kentucky*.....	L.....	67-71
Feb. 5 -- @ South Alabama*.....	L.....	65-68
Feb. 7 -- Louisiana-Lafayette*.....	W.....	92-74
Feb. 12 -- New Orleans*.....	W.....	79-69
Feb. 14 -- @ Middle Tennessee*.....	W.....	89-78
Feb. 19 -- Louisiana-Monroe*.....	W.....	95-80
Feb. 21 -- UALR*.....	L.....	54-58
Feb. 26 -- @ Arkansas State*.....	W.....	91-82
Mar. 1 -- at Denver*.....	W.....	73-59

Sun Belt Tournament

Mar. 4 -- Florida Atlantic%.....	W.....	79-73
Mar. 8 -- Middle Tennessee+.....	W.....	88-79
Mar. 9 -- Western Kentucky+.....	L.....	70-77

- Home game played in Ken Bahnsen Center (Snake Pit)
 ^ - Neutral game played in Alltel Arena, Little Rock, Ark.
 * - Sun Belt Conference game
 % - Sun Belt Tournament (First Round); Denton, Texas
 + - Sun Belt Conference Tournament; Hot Springs, Ark.

2009-2010 - (24-9)

Nov. 13 -- Cameron.....	W.....	80-62
Nov. 18 -- @ UT Arlington.....	W(2ot) 101-99	
Nov. 21 -- @ Oklahoma State.....	L.....	68-82
Nov. 24 -- Jackson State.....	W.....	68-58
Nov. 28 -- @ Boise State.....	L.....	73-79
Dec. 2 -- Univ. of the Southwest.....	W.....	91-62
Dec. 5 -- @ Rice.....	W.....	64-62
Dec. 7 -- @ Texas A&M.....	L.....	65-75
Dec. 13 -- Louisiana-Monroe*.....	W.....	79-62
Dec. 20 -- Florida International*.....	L (ot) 70-80	
Dec. 22 -- Southeastern Louisiana.....	W.....	71-61
Dec. 28 -- Texas Southern.....	W.....	71-69
Dec. 31 -- @ UALR*.....	W.....	83-78
Jan. 2 -- @ Arkansas State*.....	L.....	56-71
Jan. 7 -- @ Louisiana-Lafayette*.....	L.....	72-74
Jan. 9 -- New Orleans*.....	W.....	71-57
Jan. 14 -- @ Troy*.....	W.....	75-72
Jan. 16 -- Arkansas State*.....	L.....	70-83
Jan. 21 -- South Alabama*.....	W.....	86-78
Jan. 28 -- @ Western Kentucky*.....	W(ot) 84-83	
Jan. 30 -- @ Middle Tennessee*.....	L.....	64-69
Feb. 4 -- Florida Atlantic*.....	W.....	86-69
Feb. 6 -- @ Florida International*.....	W.....	68-66
Feb. 11 -- @ New Orleans*.....	W.....	68-46
Feb. 13 -- Denver*.....	W.....	64-59
Feb. 15 -- @ Houston Baptist.....	W.....	101-87
Feb. 20 -- UALR*.....	W.....	83-65
Feb. 25 -- Louisiana-Lafayette*.....	W.....	65-57
Feb. 27 -- @ Louisiana-Monroe*.....	W.....	74-71
Mar. 7 -- vs. Louisiana-Monroe+.....	W.....	69-66
Mar. 8 -- vs. Denver+.....	W.....	63-56
Mar. 9 -- vs. Troy+.....	W.....	66-63
Mar. 18 -- vs. No. 2 Kansas State\$.....	L.....	62-82

* - Sun Belt Conference game
 + - Sun Belt Conference Tournament; Hot Springs, Ark.
 \$ - NCAA Tournament; (First Round) Oklahoma City, Okla.

2010-2011 - (22-11)

Nov. 12 -- Henderson State.....	W.....	92-66
Nov. 16 -- Texas Tech.....	W(OT) 92-83	
Nov. 19 -- @ No. 7 Kansas.....	L.....	60-93
Nov. 23 -- Rice.....	W.....	68-65
Nov. 27 -- @ Texas State.....	W.....	81-77
Nov. 30 -- UT Arlington.....	W.....	87-83
Dec. 2 -- Grambling State.....	W.....	89-78
Dec. 4 -- @ Texas Southern.....	W.....	70-64
Dec. 8 -- @ Sam Houston State.....	L.....	74-94
Dec. 11 -- Jackson State.....	W.....	68-49
Dec. 19 -- Texas State.....	W.....	85-62
Dec. 22 -- @ LSU.....	W.....	75-55
Dec. 28 -- Oklahoma Panhandle State.....	W.....	83-62
Dec. 30 -- UALR*.....	W.....	81-69
Jan. 1 -- Louisiana-Lafayette*.....	W.....	80-63
Jan. 5 -- @ Middle Tennessee*.....	L.....	71-78
Jan. 13 -- FIU*.....	W.....	87-77
Jan. 15 -- @ Troy*.....	L.....	81-89
Jan. 20 -- @ ULM*.....	W.....	79-62
Jan. 22 -- Arkansas State*.....	W.....	83-64
Jan. 27 -- @ Louisiana-Lafayette*.....	L.....	88-93
Jan. 29 -- @ Denver*.....	L.....	67-80
Feb. 3 -- Florida Atlantic*.....	L.....	55-72
Feb. 12 -- @ Western Kentucky*.....	L.....	76-87
Feb. 17 -- South Alabama*.....	W.....	82-79
Feb. 19 -- ULM*.....	L.....	75-82
Feb. 24 -- @ Arkansas State*.....	L.....	47-63
Feb. 26 -- Denver*.....	W.....	63-61
Mar. 1 -- @ UALR*.....	W.....	72-69

Sun Belt Tournament

Mar. 5 -- vs. Troy.....	W.....	83-69
Mar. 6 -- vs. Florida Atlantic.....	W.....	78-64
Mar. 7 -- vs. Western Kentucky.....	W.....	81-62
Mar. 8 -- vs. UALR.....	L.....	63-64

* - Sun Belt Conference game
 + - Sun Belt Conference Tournament; Hot Springs, Ark.

2011-12 North Texas Men's Basketball Schedule

NOVEMBER

11	St. Gregory	7 p.m.
16	at Texas Tech	7 p.m.
22	at UT Arlington	7 p.m.
27	at Mississippi State	1:30 p.m.
29	at Texas	7 p.m.

DECEMBER

2	vs. La Sierra%	4 p.m.
3	vs. Columbia%	7 p.m.
4	at Loyola Marymount%	3:30 p.m.
10	Sam Houston State	7 p.m.
18	Jackson State	7 p.m.
20	Grambling State	7 p.m.
22	LSU	7 p.m.
27	New Orleans	7 p.m.
29	UALR*	7 p.m.
31	Troy*	3 p.m.

JANUARY

5	at South Alabama*	7 p.m.
7	at Arkansas State*	7 p.m.
12	Western Kentucky*	7 p.m.
14	at ULM*	4 p.m.
18	Huston-Tillotson (Exhib.)	12 p.m.
21	Denver*	7 p.m.
25	at Louisiana-Lafayette*	7 p.m.
28	Arkansas State*	12 p.m.

FEBRUARY

2	Middle Tennessee*	7 p.m.
9	at FIU*	6 p.m.
11	at Florida Atlantic*	6 p.m.
16	ULM*	7 p.m.
18	Louisiana-Lafayette*	3:30 p.m.
23	at UALR*	7 p.m.
26	at Denver*	2 p.m.

MARCH

3-6	Sun Belt Tournament#	TBA
-----	----------------------	-----

% LMU Centennial Classic - Los Angeles

* Sun Belt Conference Game

Sun Belt Tournament - Hot Springs, Ark.

All times Central