

NORTH TEXAS FOOTBALL

North Texas Athletic Communications

Football Contact: Steven Bartolotta • e-mail - steven.bartolotta@unt.edu • office - 940-369-8329 • cell 817-300-1931
 Football Contact: Eric Capper • e-mail - eric.capper@unt.edu • office - 940-565-2476 • cell 940-367-0727

SCHEDULE/RESULTS

SEPTEMBER

12	AT SMU (ESPN 3)	L, 31-13
19	VS. RICE* (FCS)	L, 38-24
26	AT IOWA (ESPN U)	L, 62-16

OCTOBER

3	AT SOUTHERN MISS* (FCS)	L, 49-14
10	VS. PORTLAND STATE	L, 66-7
15	VS. WKU* (CBS)	L, 55-28
24	AT MARSHALL* (FSN)	L, 30-13
31	VS. UTSA* (ASN)	W, 30-23

NOVEMBER

7	AT LOUISIANA TECH* (FCS)	L, 56-13
14	AT TENNESSEE (SEC NETWORK)	L, 24-0
21	AT MTSU* (ASN)	11 A.M.
28	VS. UTEP* (FSN)	2:30 P.M.

*CONFERENCE USA GAME

ALL TIMES CENTRAL

FSN - FOX SPORTS

FCS - FOX COLLEGE SPORTS

CBS - CBS COLLEGE SPORTS

ASN - AMERICAN SPORTS NETWORK

NORTH TEXAS COACHING STAFF

Interim HC/OC	Mike Canales
Defensive Coordinator/LB's	Chris Cosh*
Wide Receivers	Mike Grant*
RB's/Special Teams	Tommy Perry
Tight Ends	Nick Quartaro*
Offensive Line	Mike Simmonds
Defensive Line	Kevin Patrick
Safeties	Perry Carter
Cornerbacks	LaMarcus Hicks

*- In the press box on game day

RADIO: MEAN GREEN RADIO NETWORK

Dave Barnett, play-by-play

Hank Dickenson, analyst

KNTU 88.1 FM (Denton)

KHYI 95.3 FM (Dallas/Fort Worth)

KGAF 1580 AM (Gainesville)

TELEVISION: AMERICAN SPORTS NETWORK

Dave Armstrong, Play-by-Play

Richard Baldinger, Color

Follow us on Twitter
twitter.com/MeanGreenFB

Like our page on Facebook
facebook.com/MeanGreenFB



North Texas Mean Green

Record: 1-9 C-USA: 1-5

Interim HC: Mike Canales, 6th season

NT record: 3-7 • Record vs. MTSU: 1-0 •

Career record: 3-7 (6th season)



Middle Tennessee Blue Raiders

Record: 5-5 C-USA: 4-2

Head Coach: Rick Stockstill, 10th season

MTSU record: 62-60 • Record vs. NT: 5-3 •

Career record: 62-60 (10th season)

Game Information

Venue: Floyd Stadium

Capacity: 30,788

Playing Surface: Field Turf

Series Record: North Texas leads 8-5

Last Meeting: NT 34 MTSU 7 (2013)

In Murfreesboro: NT leads 4-2

Radio: KHYI 95.3 FM

KNTU 88.1 FM

KGAF 1580 AM

TV: American Sports Network

Live Stats: www.GoBlueRaiders.com

MEAN GREEN FINISH ROAD TRIP WITH ANOTHER VISIT TO VOLUNTEER STATE

→ North Texas closes out the three-game road trip by heading back to Tennessee, this time to face the Blue Raiders of MTSU. The Mean Green has dropped two straight games after falling 24-0 to Tennessee. Middle Tennessee is 5-5 on the year and coming off a 24-17 win at Florida Atlantic. The Blue Raiders are 4-1 this season at home.

→ NT and MTSU are meeting for the 14th time in series history. The Mean Green has a series edge of 8-5 over the Blue Raiders and three of the last four games. NT is 4-2 in games in Murfreesboro and one of the three wins under Interim HC Mike Canales came at MTSU, 23-17 in 2010.

→ North Texas was shutout for the first time since 2011 by Tennessee. The Mean Green defense held the Volunteers to 24 points, which was the fewest points allowed to an SEC team since giving up only 19 points to Vanderbilt in 1996.

→ The Mean Green defense allowed a season-low 24 points at Tennessee. In the second half, the defense held the Volunteers scoreless in the third-quarter, the first time the Mean Green hasn't given up a point in the third quarter this season. In the 20 second-half quarters played, it is just the second (Rice, fourth-quarter) that North Texas held a team scoreless.

→ The first quarter has been treacherous for North Texas this season. They have been out-scored 108-6 and have not scored a first-quarter TD this season. The offensive totals show struggles as teams are averaging 143.1 yards in the first quarter this season against North Texas, while the Mean Green is averaging only 56.3 yards in the first quarter.

→ Now at 1-9 on the season, the Mean Green need wins in their final two games to avoid double-digit losses this year. In the program's first 91 seasons, North Texas had just one campaign (1972) with 10 or more defeats. But with a loss in either of the final two games this year, North Texas will have its fourth double-digit-loss season in the last 10 years.

→ Jeffrey Wilson has 735 yards rushing yards through eight games. He needs 265 more yards on the ground to record his first career 1,000 yard rushing season, which would be the 15th 1,000 yard season in school history and the fifth one in the last seven years. Wilson for his career has 959 rushing yards, leaving him 41 away from 1,000 career rushing yards.

→ Carlos Harris moved into the top-10 all-time at North Texas in all-purpose yardage. Harris has 3,067 all-purpose yards, which is ninth all-time in Mean Green history.

→ Harris also moved into second-place all-time with 191 receptions, passing Johnny Quinn. In addition Harris notched his seventh TD catch of the season and 13th for his career. He is one receiving touchdown away from moving into the top-10 all-time. Harris has 14 total touchdowns for his career, which is now tied for seventh all-time.

→ Zac Whitfield has nine interceptions for his career. He needs one more to become the eighth player in school history with 10 interceptions for a career. His nine career interceptions is tied for ninth among all Division I FBS players.

→ North Texas is seeking to snap its 12-game road losing streak and pick up their first road win since defeating Tulsa 42-10 on Nov. 30, 2013.

NORTH TEXAS FOOTBALL

NORTH TEXAS QUICK FACTS

LOCATION	DENTON, TEXAS
FOUNDED	1890
PRESIDENT	DR. NEAL SMATRESK
ENROLLMENT	37,323
FOUNDED	1890
ATHLETIC DIRECTOR.....	RICK VILLARREAL
NICKNAME	MEAN GREEN
COLORS	GREEN AND WHITE
HOME FIELD	APOGEE STADIUM
CAPACITY.....	30,850
SURFACE	ARTIFICIAL
FIRST YEAR OF FOOTBALL.....	1913
YEARS OF FOOTBALL	100
CONFERENCE	CONFERENCE USA
INTERIM HEAD COACH.....	MIKE CANALES
OVERALL RECORD	3-7
RECORD AT NORTH TEXAS	3-7
PRIMARY OFFENSE.....	MULTIPLE
PRIMARY DEFENSE.....	4-3

MEAN GREEN TEAM RECORD

OVERALL.....	493-486-33
HOME	264-146-12
AWAY.....	226-335-21
NEUTRAL.....	3-5
SINCE DIV. I-A (1995).....	83-161
APOGEE STADIUM RECORD	17-10

VERSUS OTHER FBS CONFERENCES

AAC	1-1
ACC	0-3
BIG EAST	0-1
BIG 12	7-58
BIG 10.....	1-2
CONFERENCE USA.....	42-62-1
INDEPENDENT.....	2-3
MID-AMERICAN.....	3-5
MOUNTAIN WEST.....	7-15
PAC-12	2-4
SEC	3-35
SUN BELT.....	41-46
WAC.....	34-75-2

TEAM STREAKS

WINS	0
HOME WINS	1
AWAY WINS	0
C-USA WINS.....	0
LOSSES.....	2
HOME LOSSES.....	0
AWAY LOSSES.....	12
NON-CONFERENCE WINS.....	0
NON-CONFERENCE LOSSES	5

THE MEAN GREEN

ALL NORTH TEXAS ATHLETIC TEAMS ARE REFERRED TO AS "NORTH TEXAS" AND THE "MEAN GREEN." DO NOT USE THE TERMS "UNT," "NORTH TEXAS STATE," OR "EAGLES", TO DESCRIBE A NORTH TEXAS ATHLETIC TEAM.

MEDIA AVAILABILITY FOR WEEK 11

MONDAY 16	TUESDAY 17	WEDNESDAY 18	THURSDAY 19	FRIDAY 20	SATURDAY 21	SUNDAY 22
Mike Canales Press Conference 11:30 a.m.	Practice at Athletic Center	Practice at Athletic Center	Practice at Athletic Center	Walk-thru at Athletic Center	Kickoff with Middle Tennessee at 11:00 a.m.	Player Conditioning at the Athletic Center
Bill Mercer Press Club, 5th floor in Apogee Stadium	Mike Canales available for out of town media	Mike Canales available for out of town media	Mike Canales available for out of town media	Team departs for Nashville		
Only day for player availability 12:00 p.m.	No player	No player	No player availability	No player availability		
Mike Canales Radio Show at Rudy's BBQ in Denton, 7-8 p.m.						

THE MATCHUP BY THE NUMBERS

1 - Coming out of the locker room has been problematic for North Texas this season. In the first-quarter, the Mean Green has been outscored 108-6 while the third-quarter has seen NT outscored 103-27. MTSU has scored 93 first quarter points, but allowed 89 through 10 games this season. The Blue Raiders in the third quarter this season have outscored their opponents 62-30.

7 - North Texas is still searching for its first touchdown of the season in the first quarter. The Mean Green has managed only two field goals. The last first quarter points NT scored came against Rice. MTSU has allowed 12 first-quarter touchdowns this season.

15 - MTSU enters the game at a -5 in turnover margin and most of that can be attributed to the 15 fumbles the Blue Raiders have lost this season. That is the most in the nation this season. NT has had troubles of their own holding the ball having lost 11 fumbles.

18 - In the four wins at Middle Tennessee, the Mean Green has done it with defense, holding the Blue Raiders to an average of 18 points a game. In the two losses, the Blue Raiders have scored an average of 36.5 points a game.

33 - North Texas enters the game last in C-USA in 3rd down conversion percentage at 33 percent this season. The Mean Green in the last four games have only converted 17 third-downs and a rate of 30 percent. MTSU is seventh in the league at surrendering 39 percent on third-down this season.

3,000 - MTSU freshman QB Brent Stockstill is the fourth 3,000 yard passer that North Texas has faced this season. Stockstill has thrown for 3,099 yards, which is third in C-USA and the most yards by a freshman in the FBS football in the nation. The Mean Green defense is coming off a game that saw them hold Tennessee to just 172 yards through the air, the second lowest total allowed this season and the third-time NT has held a team to less than 200-yards passing.

Head to Head North Texas vs. Middle Tennessee

1-9	Record	5-5
15.8	Scoring/Game	32.8
331.2	Total Offense	455.4
158.4	Rushing Offense	141.5
172.8	Passing Offense	313.9
528.1	Total Defense	404.4
252.7	Rushing Defense	135.3
275.4	Passing Defense	269.1
43.4	Points Allowed	28.7
15	Sacks	19
50.9	Penalties/Game	50.5
33%	3rd Down Conversion	39%
52%	4th Down Conversion	58%
-9	Turnover Margin	-5
20.3	Kickoff Returns	20.5
8.5	Punt Returns	5.1
41.5	Punting	36.8
26:25	Time of Possession	29:57



NORTH TEXAS FOOTBALL

MEAN GREEN NOTES

NORTH TEXAS MEDIA SERVICES

Who to contact:

Steven Bartolotta: 940-369-8329 (Office)
817-300-1931 (Cell)

E-mail: steven.bartolotta@unt.edu

Eric Capper: 940-565-2476 (Office)

940-367-0727 (Cell)

E-mail: eric.capper@unt.edu

Practice Coverage

Media has limited access to North Texas football practice. The media may view the first five periods of practices on Tuesday and Wednesday. The remaining practice is closed to all media and fans.

Credentials For Media

Those wishing to cover North Texas must contact Steven Bartolotta for credentials for home and away games.

Monday Press Conference

All player and coach interviews will be conducted at a press conference on Monday afternoon at the Athletic Center at 11:30 a.m.

Requests for players should be made in advance through the sports information office by Sunday at noon. Players requested and unable to attend the press conference on Monday will be made available after practice on Tuesday. Special exemptions may be granted to those media wishing to interview a specific student-athlete before practice at the discretion of the media relations office.

Post-Practice Interviews

Interviews following practice will be conducted only for requested players not available at Monday's press conference. All out of town media with request for Mike Canales, assistant coaches or players must contact Steven Bartolotta.

Post-Game Interviews

The North Texas locker room is closed to all members of the media. Coach Canales and requested players will be available for interviews following a brief cooling off period. Postgame interviews at Apogee Stadium will be held in the team meeting room in the Athletic Center.

2015 Team Captains

Offense: Andrew McNulty and Marcus Smith

Defense: Blake Bean and Anthony Wallace

Special Teams: Announced the week of the game

Canales Takes The Reins

Mike Canales, in his sixth year as the offensive coordinator and quarterbacks coach for the Mean Green, his 31st year in coaching at the collegiate and professional level, will serve as interim head coach for the second time during his tenure at North Texas. Taking over in 2010, he led North Texas to a 2-3 record.

Davis And McClain Named Players Of The Week

After providing two of the most pivotal plays in the win over UTSA, Kishawn McClain and Chad Davis were named Defensive and Special Teams Players of the Week by Conference USA. McClain had the pivotal fumble recovery and return for a 45-yard touchdown return in the third quarter. The scoop and score was the first defensive score by North Texas this season and gave the Mean Green the lead its first lead over UTSA. He notched a game-high 11 tackles and had 0.5 tackles for loss. The fumble return for a TD was the first by a NT defender since 2014 and it was the longest fumble return for a TD since 2013. Davis had a game-changing return of a blocked PAT for North Texas against UTSA. With UTSA poised to go up by three points in the fourth quarter after scoring a touchdown to retake the lead, Davis returned the blocked extra point 80 yards for a two-point conversion to tie the game, instead of having his team go down by three points.

Smashing Start

DaMarcus Smith became the 10th different quarterback in school history to throw four or more touchdown passes in a game against WKU. It was the 16th four-touchdown passing game in school history, the first since Riley Dodge threw for four touchdown passes against Western Kentucky in 2009. Players with four or more touchdown passes in a game (Number of games, last time)

NT QB's With 4 or More TD Passes

Steve Ramsey x 5 (vs. Tulsa, 1969)

Giovanni Vizza x 2 (vs. WKU, 2008)

Mitch Maher x 2 (vs. Oklahoma State, 1994)

DaMarcus Smith x 1 (vs. WKU, 2015)

Riley Dodge x 1 (vs. WKU, 2009)

Jason Mills x 1 (vs. Utah State, 1997)

Joe Stevenson x 1 (vs. NE Louisiana, 1978)

Ken Washington x 1 (vs. La Tech, 1977)

Tony Ford x 1 (vs. Wichita State, 1973)

Corkey Boland x 1 (vs. Southern Illinois, 1966)

Lynn A Semifinalist For Campbell Trophy

North Texas senior fullback Jarrod Lynn was named a semifinalist by the National Football Foundation for the William V. Campbell Trophy. The National Football Foundation & College Hall of Fame announced the 135 semifinalists for the 2015 William V. Campbell Trophy, which recognizes an individual as the absolute best football scholar-athlete in the nation. Lynn is one of only 56 players from FBS football to be named a semifinalist and one of just three players from Conference USA.

100th Season Of Football

2015 is the 100th season of North Texas football. The Mean Green needs seven wins to reach 500 victories in school history. During the 100 seasons of football, North Texas has been to eight bowl games and won three. The program has also won 25 conference championships.

Award Candidates

Three North Texas players came out of the summer on five national award watch lists heading into the 2015 season. Junior center Kaydon Kirby, who has started 29 straight games as a former walkon, was named to the Rimington and Lombardi Award watch lists. WR Carlos Harris is the first NT player to be named to the Paul Hornung Award watch list and just the third Mean Green player to earn a Biletnikoff Award nomination. Not to be outdone, placekicker Trevor Moore was one of just 30 kickers nationwide and one of just two from C-USA to be named to the Lou Groza Award watch list.

Eight Is Enough

The Mean Green schedule is pretty daunting considering eight of the 12 opponents were bowl eligible in 2014 and five were bowl champions. NT has to face Marshall, Louisiana Tech and Tennessee on the road, all of which won their bowl games. The Mean Green still faces Iowa on the road (lost to Tennessee in a bowl game) and has Rice, WKU and UTEP at home. MTSU was bowl eligible in 2014, and NT faces the Blue Raiders on the road in November.

Three Named First-Team C-USA

Wide receiver Carlos Harris, center Kaydon Kirby and placekicker Trevor Moore were tabbed to the 2015 Conference USA preseason first-team. Harris and Moore were both C-USA honorable mention in 2014, and Moore was also named to the C-USA All-Freshman team. Kirby was a 2013 C-USA All-Freshman pick.

No Rest In 2015

North Texas had a bye week in the opening week of college football, but, following that open week, it faces a dozen weeks of football. NT plays 12-straight weeks without a break, which is tied for the third longest in the nation. Only two programs in the nation, Colorado and Hawai'i, will play 13 straight weeks without a bye in 2015.

Consecutive weeks with a game:

1. Colorado	13
Hawai'i	13
3. North Texas	12
Florida International	12
Massachusetts	12
Arizona	12

NORTH TEXAS FOOTBALL

MEAN GREEN OFFENSIVE NOTES

NORTH TEXAS CONSECUTIVE STARTS

KAYDON KIRBY, JR., OL.....35
 FRED SCOTT, JR., LB.....22

collegepressbox.com
SINCE 2006 EVERYTHING BUT THE PRE-GAME MEAL

Collegepressbox.com is the official media website for Conference USA football. Access and download weekly game notes, quotes, statistics, media guides, headshots, logos and more for the conference and each of its member schools.

Login information will be distributed to accredited media or you can apply for a password by sending an e-mail to password@collegepressbox.com.

Ear It

North Texas has partnered with The Name Engine to provide pronunciations. By going to MeanGreenSports.com and clicking on the roster page, you can hear the pronunciation of selected Mean Green players.

By each individual will be an icon, click on the icon and you will hear the name of the player pronounced along with a phonetic spelling.

C-USA STANDINGS

East	Conference	Overall
WKU	6-0	8-2
Marshall	6-1	9-2
MTSU	4-2	5-5
Old Dominion	3-3	5-5
FIU	3-4	5-6
FAU	2-5	2-8
Charlotte	0-6	2-7
West	Conference	Overall
La Tech	5-1	7-3
Southern Miss	5-1	7-3
Rice	2-4	4-6
UTEP	2-4	4-6
UTSA	2-4	2-8
North Texas	1-5	1-9

Quick Hitters

DaMarcus Smith leads Conference USA quarterbacks and ranks 13th among all C-USA players, averaging 43.6 rushing yards per game. He is averaging 4.5 yards per carry, which also leads C-USA quarterbacks and ranks 17th among all C-USA players.... DaMarcus Smith ranks 25th among all quarterbacks nationally averaging 43.6 rushing yards per game.... Carlos Harris ranks eighth in Conference USA in receptions/game (5.5), eighth in receiving yard/game (68.8) and fifth in receiving touchdowns (7). Jeffrey Wilson ranks fourth in Conference USA and 41st nationally in rushing, averaging 91.9 yards per game. In conference games, he ranks third in the league, averaging 111.8 yards per game.... Wilson is averaging 5.7 yards per carry, which ranks eighth in Conference USA. In conference games, he is averaging 6.2 yards per carry, which ranks fifth in the league.... Wilson ranks second in Conference USA and ranks 28th nationally in all-purpose yards averaging 133.9 yards per game. Wilson ranks fourth in Conference USA and 36th nationally in rushing, averaging 97.6 yards per game. In conference games, he ranks fifth in the league, averaging 111.8 yards per game.

Holding The Ball

One glaring area that North Texas has been lacking in has been time of possession. Through the first eight games, the Mean Green was averaging 25:03 in time of possession, which was last in the nation. The last two games has seen North Texas have the ball for 32:53 against LA Tech and 30:59 against Tennessee, the only times the Mean Green has won the TOP battle.

One Last Push

North Texas offensively will have to make up some ground to avoid having less than 4,000 yards of total offense for the second straight year. Not since the 2005-06 season has NT had two straight years of less than 4,000 yards of total offense. North Texas is averaging just 15.8 points a game, which would be the fewest ppg since 2006, and only the fourth time since 2001 the Mean Green has been held to under 20 points a game. NT ranks 123rd in the nation in scoring offense.

Targeting Harris

The fifth-most targeted player among all receivers nationally last season, Carlos Harris is sixth in Conference USA in receiving yards a game at 74.3. Harris moved into second place at North Texas with 189 career receptions with five grabs against LA Tech, and is now chasing only Casey Fitzgerald for the record. He needs 11 more catches to become just the second player in school history with 200. Harris has 2,347 career receiving yards. Harris has 13 career receiving touchdowns, which leaves him just one away from the top-10 all-time in that category.

Career Receptions

1. Casey Fitzgerald 229
2. Carlos Harris 191

Career Receiving Yards

1. Johnny Quinn 2,718
2. Troy Redwine 2,567
3. Casey Fitzgerald 2,533
4. Ron Shanklin 2,465
5. David Brown 2,402
6. Carlos Harris 2,367

Red Zone Troubles

The North Texas offense, which last season was the best in the nation inside the red zone, is having trouble in 2015. The Mean Green is scoring just 76 percent of the time inside the red zone, which is ninth in C-USA and 109th nationally. North Texas has only been inside the red zone 25 times this year, but has only 12 touchdowns to show for it. The Mean Green has six field goals, but five turnovers this season inside the red zone.

Red Zone Comparison

<u>North Texas</u>		
Times in RZ	PTS	TD's
25	101	12
<u>Opponents</u>		
Times in RZ	PTS	TD
55	303	40

First Down Woes

While North Texas is converting only 35 percent on 3rd down this season, digging deeper shows the trouble for the Mean Green offense on first-down has put them behind the chains. Of the 295 1st down plays run by North Texas this season, 194 of them have gone for five-yards or less, 65.7 percent. That has led to 98 3rd and long situations (3rd and 6 or more) of which North Texas has converted just 23-of-98, 23.4 percent.

Treats On Halloween Again

The Mean Green won for the second straight Halloween night in Apogee Stadium, and registered some of the same numbers from the Rice win in 2013 as they did against UTSA. North Texas won despite being outgained for the first time since Halloween Night 2013, when North Texas was outgained 355-253 but defeated Rice by a score of 28-16. In addition, Kishawn McClain had a scoop and score of a fumble for 45-yards for a touchdown, which was the longest fumble return for a TD since Zach Orr went for 55-yards against Rice on Halloween night.

One Of The Biggest

True freshman offensive lineman Jordan Murray checks in at 6-9 and 359 pounds. He made his first start of his career against Rice, he's the first true freshman offensive lineman to start a game since Cyril Lemon in 2011. He also happens to be one of the biggest players in FBS football. He is tied for third-tallest player in the nation at 6-9, trailing two 6-10 players, but is the biggest player in the nation when it comes to being 6-9 or taller and 359 pounds.

NORTH TEXAS FOOTBALL

MEAN GREEN DEFENSE/SPECIAL TEAMS NOTES

MEAN GREEN'S RECORD WHEN:

LEADING AT THE HALF	0-0
TRAILING AT THE HALF	1-9
TIED AT THE HALF	0-0
LEADING AFTER THREE QUARTERS.....	0-1
TRAILING AFTER THREE QUARTERS.....	1-8
TIED AFTER THREE QUARTERS.....	0-0
SCORING FIRST.....	0-2
OPPONENT SCORES FIRST.....	1-7
RUNNING MORE PLAYS THAN OPPONENT.....	0-4
OPPONENT RUNS MORE PLAYS.....	1-4
SAME NUMBER OF PLAYS.....	0-1
COMMITTING MORE TURNOVERS.....	0-8
COMMITTING LESS TURNOVERS.....	0-1
TURNOVERS ARE EVEN.....	1-0
COMMITTING AT LEAST TWO TURNOVERS.....	0-5
WINNING TIME OF POSSESSION.....	0-2
OPPONENT WINS TIME OF POSSESSION.....	1-7
RUNNING 70 OR MORE OFF. PLAYS.....	0-6
RUNNING LESS THAN 70 OFF. PLAYS.....	1-3
RUSHING FOR 150 YARDS OR MORE.....	0-6
RUSHING FOR LESS THAN 150 YARDS.....	1-3
PASSING FOR 200 YARDS OR MORE.....	0-5
PASSING FOR LESS THAN 200 YARDS.....	1-4
PASSING % IS OVER 55%.....	0-3
PASSING % IS LESS THAN 55%.....	1-6
THIRD DOWN CONV. IS OVER 40%.....	1-1
THIRD DOWN CONV. IS LESS THAN 40%.....	0-8
GAINING MORE TOTAL YARDS THAN OPP.....	0-0
GAINING LESS TOTAL YARDS THAN OPP.....	1-9
PLAYING AT HOME.....	1-3
PLAYING ON THE ROAD.....	0-6
PLAYING ON NATURAL GRASS.....	0-1
PLAYING ON ARTIFICIAL SURFACE.....	1-8

Tackling Machines

Safety's Kishawn McClain and James Gray has been automatic when it comes to making tackles this season, leading the Mean Green with 87 apiece. McClain has four games this season with 10 or more tackles. The pair are well on their way to becoming the first safeties to lead NT in tackles since Aaron Weathers did in 2006. At the current pace of 8.7 tackles a game, McClain and Gray will end up with 105 for the season, which would be the 12th most in school history and the second highest by a member of the secondary in school history. The pair could become the first two safeties in school history to each register 100 tackles in a season.

Quick Hitters

North Texas allowed just 409 yards of total offense against Tennessee, their second-lowest total of the season, and held the Volunteers below their season averages in both yards and points....North Texas has forced turnovers in three consecutive games, its longest streak of the season, and won the turnover margin (plus-1) for the first time this season. It was also just the fourth time that Tennessee had lost the turnover margin this season.... Jarrian Roberts recorded his sixth sack of the season, the 10th of his career. Roberts is tied for fifth in Conference USA with 6.0 sacks this season. His 9.5 tackles for loss also ranks 10th in the league.... Chad Davis became the second North Texas player with an interception this season, his second career interception and the third interception by the Mean Green this season.

A Big Little Man

Return man Tre Johnson has been very hard to find and bring down the last few weeks on special teams. Johnson, who stands at just 5-6, the smallest on the roster, had four kickoff returns for an average of 32.8 yards against LA Tech, which included a long of 53. He also ripped off a 37 yard punt-return against LA Tech and is averaging 16.6 yards a return.

Blocking Out

North Texas notched its first blocked kick of the season against UTSA, which resulted in a two-point play as Chad Davis returned the block 80-yards for the two points. The special teams got another one at Tennessee when Calvin Minor blocked a punt. Since 2013, North Texas has 11 blocked kicks on special teams, which is tied for the second most in the nation with BYU and Air Force. Only Georgia Tech has more blocked kicks than NT in the nation since 2013.

Most Blocked Kicks Since 2013

School	Since 2013
Georgia Tech	14
North Texas	11
BYU	11
Air Force	10

Among The Nation's Tops In Stops

Kishawn McClain and James Gray rank first and third in Conference USA with 6.2 solo tackles and 5.5 solo tackles per game, respectively. McClain is tied for eighth nationally, while Gray is tied for 30th. They are one of four pairs of teammates ranked in the top 36 nationally in solo tackles (Arizona State, Georgia State, Hawaii). McClain and Gray are tied for third in Conference USA and tied or 44th nationally with 8.7 total tackles per game. They are both 13 tackles shy of 100 total tackles for the season.

Flawless PAT Man

Placekicker Trevor Moore earned freshman All-America honors after hitting 15-of-17 in field goals and he was a perfect 37-for-37 in PATs. Moore is a perfect 18-for-18 in PATs in 2015. He has made 55 straight PATs, leaving him seven away from breaking the school record Moore ranks 21st nationally among active kickers with a field goal percentage of 79.1. This season Moore has made 8-of-12 kicks. Moore was a Lou Groza Award nominee.

Seeing Red In The Zone

Offensively, North Texas ranks 10th in Conference USA and 119th nationally in red-zone scoring percentage (72.0) and ninth in the league and 114th nationally in red-zone touchdown scoring percentage (48.0). Defensively, North Texas ranks 11th in Conference USA and 96th nationally in red-zone scoring percentage defense (87.3) and last in the league and 119th nationally in red-zone touchdown scoring percentage defense (72.7).

3rd Down Woes

The North Texas defense has struggled to get off the field when it has been 3rd down this season. It hasn't been 1st or 2nd down that has put them in a hole, it has been 3rd and long (more than seven yards) that has given them trouble. The QB's in 3rd-and-long against NT this season have completed 44-of-59, 74.5 percent of their passes. 29 of those have gone for a 1st down, four of them have gone for touchdowns. Against the run on 3rd down, opponents have converted 38 times on 62 rushing attempts, 61 percent of the time.

The Long Leg Of Keena

Eric Keena ranks third in Conference USA and 21st nationally in punting average (44.0). He has 11 punts of 50 or more yards and has landed 12 of his 49 punts inside the 20-yard line, including a 62-yard punt downed at the 11-yard line against Tennessee. In addition Keena was a nominee for the Ray Guy Award in 2015, which is awarded to the nation's top punter.

NORTH TEXAS FOOTBALL

2015 GAME-BY-GAME RECAPS

Sept. 12, 2015 • Attendance: 25,401

Gerald J. Ford Stadium • Dallas, Texas

North Texas 13
SMU 31 

DALLAS - An inconsistent North Texas offense, which had rolled up and down the field a year ago against SMU, coughed and sputtered and struggled in Saturday night's season opener, losing two fumbles, throwing two interceptions, and failing to generate scoring chances or to take advantage of opportunities presented to it in a 31-13 loss to the Mustangs at Gerald J. Ford Stadium.

The North Texas defense generated three first-half turnovers of its own, stopped SMU three times inside the Mean Green five-yard line, and kept SMU quarterback Matt Davis under control for three quarters, but wore down and surrendered 21-straight points in a decisive fourth quarter.

"They outplayed us in the second half," North Texas coach Dan McCarney said. "They made the plays, we didn't. You turn the ball over four times, you're rarely going to win football games. That was the difference in the game."

SCORE BY QUARTERS					
North Texas	3	3	7	0	13
SMU	7	0	3	21	31

SCORING SUMMARY		
First Quarter		
NT - Moore	25 yd FG	11:00
SMU - Sutton	27 yd reception	8:11
Second Quarter		
NT - Moore	25 yd FG	8:00
Third Quarter		
SMU - Hedlund	27 yd FG	5:09
NT - Jimmerson	25 yd run	
Fourth Quarter		
SMU - Gaines	8 yd reception	14:15
SMU - Davis	50 yd run	9:21
SMU - Davis	14 yd run	2:59

TEAM STATISTICS	NT	SMU
First Downs	17	27
Rushes-Yards	33-112	53-273
Passing-Yards	128	171
Comp-Att-Int	16-34-2	17-24-0
Total Plays-Yards	67-240	77-444
Punts-Yards	5-207	2-79
Fumbles/Lost	4-2	4-3
Penalties	7-73	6-50
3rd Down Conv.	6-for-16	9-for-15
Time of Possession	24:10	35:50

INDIVIDUAL STATISTICS	
RUSHING - North Texas - Tucker 10-50. SMU - Davis 17-125	
PASSING - North Texas - McNulty 16-34-128-2. SMU - Davis 17-24-171-0.	
RECEIVING North Texas - Harris 5-40. SMU - Sutton 5-65.	

Sept. 19, 2015 • Attendance: 19,602

Apogee Stadium • Denton, Texas

Rice 38
North Texas 24 

DENTON - North Texas put up some impressive first-half numbers in the first home game of the season Saturday. Quarterback Andrew McNulty completed 65 percent of his passes for 171 yards, the ground game rushed for 98 yards and averaged 7.5 yards per carry, the offense converted five-of-seven third downs, and the defense recorded three sacks. It should have added up to a nice lead in the Conference USA opener against Rice. And it was all undone by turnovers.

Two critical, crippling lost fumbles - one on a punt return and one that cut short a Mean Green drive deep in Rice territory - led to 10 first-half Rice points, and a third-quarter tipped-ball interception led to another Rice touchdown, sending North Texas to a 38-24 loss at Apogee Stadium.

"The thing we built this program on, the foundation that is so important to winning, is turnover margin and taking care of the football," North Texas head coach Dan McCarney said. "When you're minus three on the day against a good team, you're going to have trouble winning."

SCORE BY QUARTERS					
Rice	0	17	21	0	38
North Texas	3	7	7	7	24

SCORING SUMMARY		
First Quarter		
NT - Moore	23 yd FG	2:18
Second Quarter		
Rice - Parks	13 yd reception	11:35
NT - Harris	33 yd reception	9:59
Rice - Wright	30 yd reception	7:41
Rice - Fox	20 yd FG	0:00
Third Quarter		
Rice - Steward	5 yd run	11:33
Rice - Turner	5 yd run	6:55
Rice - Parks	9 yd reception	2:01
NT - Ezzard	5 yd run	0:00
Fourth Quarter		
NT - Harris	93 yd reception	7:42

TEAM STATISTICS	Rice	NT
First Downs	28	20
Rushes-Yards	51-189	27-175
Passing-Yards	373	303
Comp-Att-Int	29-39-0	19-35-1
Total Plays-Yards	90-562	62-478
Punts-Yards	3-122	2-69
Fumbles/Lost	0-0	3-2
Penalties	7-60	4-45
3rd Down Conv.	12-for-19	8-for-13
Time of Possession	41:50	18:10

INDIVIDUAL STATISTICS	
RUSHING - Rice - Davis 21-102. North Texas - Jimmerson 13-94.	
PASSING - Rice - Jackson 29-39-373-0. North Texas - McNulty 19-35-303-1.	
RECEIVING Rice - Parks 8-163. North Texas - Harris 8-193.	

Sept. 26, 2015 • Attendance: 56,041

Kinnick Stadium • Iowa City, Iowa

North Texas 16
Iowa 62 

IOWA CITY, IA - Despite forcing two first-half turnovers that led to 10 points, North Texas was overpowered by Iowa's ground game and sensational passing attack in a 62-16 loss at Kinnick Stadium Saturday afternoon.

The Mean Green, beset by turnover problems a week ago against Rice, took care of the football in the first half and took advantage of a pair of Hawkeye turnovers, but it wasn't enough to keep North Texas in the game. Iowa scored touchdowns on all seven trips into scoring territory, while the Mean Green settled for field goals on three of its first four possessions deep in the Hawkeyes' end of the field.

"We lost to a heck of a football team," North Texas coach Dan McCarney said. "At times we did some real positive things, especially running the ball. But we had some miscues late, and it got out of hand."

SCORE BY QUARTERS					
North Texas	0	13	3	0	16
Iowa	14	21	13	14	62

SCORING SUMMARY		
First Quarter		
Iowa - Canzeri	16 yd run	11:36
Iowa - Canzeri	10 yd run	5:56
Second Quarter		
NT - Moore	38 yd FG	13:17
Iowa - Kittle	43 yd reception	12:20
Iowa - Smith	81 yd reception	10:47
NT - Moore	38 yd FG	2:53
NT - Loving	6 yd reception	7:33
Iowa - Canzeri	3 yd run	1:56
Third Quarter		
NT - Moore	31 yd FG	10:48
Iowa - Canzeri	1 yd run	00:45
Iowa - Jewell	34 yd interception return	00:15
Fourth Quarter		
Iowa - Wadley	2 yd run	6:35
Iowa - Bower	88 yd interception return	2:47

TEAM STATISTICS	NT	Iowa
First Downs	22	23
Rushes-Yards	45-183	43-210
Passing-Yards	173	278
Comp-Att-Int	17-43-2	19-22-0
Total Plays-Yards	88-356	65-488
Punts-Yards	8-379	3-126
Fumbles/Lost	1-1	2-2
Penalties	8-62	4-24
3rd Down Conv.	7-for-21	6-for-9
Time of Possession	28:15	31:45

INDIVIDUAL STATISTICS	
RUSHING - North Texas - Wilson 14-74. Iowa - Canzeri 22-115	
PASSING - North Texas - McNulty 14-36-137-1. Iowa - Beathard 18-21-278-0.	
RECEIVING North Texas - Harris 5-43. Iowa - Smith 4-115.	

NORTH TEXAS FOOTBALL

2015 GAME-BY-GAME RECAPS

Oct. 3, 2015 • Attendance: 26,430

M.M. Roberts Stadium • Hattiesburg, Miss.

North Texas 14 
Southern Miss 49

HATTIESBURG, MS - Four weeks into the 2015 season, North Texas continues its search for consistency.

The return of running back Jeffrey Wilson paid big dividends Saturday night against Southern Miss, but even with his career-best rushing performance, the Mean Green offense continued to be sporadic and mistake prone, and couldn't match a Golden Eagles' attack that steadily built momentum on its way to a 49-14 win over the Mean Green at Roberts Stadium. This is the first time North Texas has started the season 0-4 since 2008, and is the Mean Green's fifth loss in a row dating back to last year. Southern Miss improved to 3-2.

With sophomore Wilson back from injury and in the starting lineup for the first time this season, North Texas generated offense on the ground, rushing for 97 yards by half-time, with Wilson accounting for 77. Wilson finished with 136 yards, the second 100-plus-yard game of his career and the most yards rushing for North Texas since Brandon Byrd had 251 against Tulsa in 2013.

SCORE BY QUARTERS

North Texas	0	0	0	14	14
Southern Miss	7	14	14	14	49

SCORING SUMMARY

First Quarter

USM - Thomas 5 yd reception, 1:58

Second Quarter

USM - Martin 3 yd reception, 8:30

USM - Mullens 4 yd run, 5:46

Third Quarter

USM - Thomas 5 yd reception - 8:55

USM - Thomas 62 yd reception - 6:35

Fourth Quarter

NT - Harris 23 yd reception - 14:45

USM - Smith 4 yd run - 9:58

USM - Hayes 2 yd run - 2:02

NT - Ivery 3 yd run - 4:03

TEAM STATISTICS

	NT	USM
First Downs	26	24
Rushes-Yards	43-185	33-248
Passing-Yards	201	325
Comp-Att-Int	32-14-1	36-27-0
Total Plays-Yards	81-386	69-573
Punts-Yards	6-266	4-188
Fumbles/Lost	0-0	0-0
Penalties	5-40	8-87
3rd Down Conv.	5-for-17	6-for-12
Time of Possession	29:51	30:09

INDIVIDUAL STATISTICS

RUSHING - North Texas - Wilson 22-136.

USM - Hayes 16-86

PASSING - North Texas - McNulty 11-21-131-0. **USM** - Mullens 27-36-325-0

RECEIVING North Texas - Harris 9-136.

USM - Thomas 7-155

Oct. 10, 2015 • Attendance: 19,801

Apogee Stadium • Denton, Texas

Portland State 66 
North Texas 7

DENTON - North Texas slid to 0-5 on the year and incurred the first home losing streak in the era of head coach Dan McCarney with its first-ever loss to an FCS opponent Saturday at Apogee Stadium, a shocking 66-7 homecoming defeat to Portland State.

The Vikings, ranked No. 25 in the nation in the Football Championship Subdivision, claimed their second FBS scalp of the season by dismantling the Mean Green in the biggest margin of victory by an FCS team over a Football Bowl Subdivision team in NCAA history.

The Vikings, who upset Washington State in their season opener this year, brought its bag of tricks to Apogee, pulling out three trick plays in the first half. Deception, however, was unnecessary. The Vikings rolled up single-game season-highs in passing yards, total yards and points, and did so before halftime

SCORE BY QUARTERS

Portland State	14	31	14	7	66
North Texas	0	0	0	7	7

SCORING SUMMARY

First Quarter

PSU - Adams 34 yd reception, 7:30

PSU - Tago 15 yd run, 2:50

Second Quarter

PSU - Tago 1 yd run, 14:23

PSU - Jones 70 yd run, 13:16

PSU - Carter 56 yd reception, 8:06

PSU - Jones 7 yd reception, 4:22

PSU - Gonzales 46 yd FG - 0:27

Third Quarter

PSU - Jones 60 yd reception, 14:13

PSU - Long 5 yd run, 1:21

Fourth Quarter

PSU - Thompson 68 yd run, 12:27

NT - Harris 9 yd reception, 1:02

TEAM STATISTICS

	PSU	NT
First Downs	27	13
Rushes-Yards	46-368	31-76
Passing-Yards	302	122
Comp-Att-Int	13-22-0	16-41-0
Total Plays-Yards	68-670	72-198
Punts-Yards	5-191	11-474
Fumbles/Lost	0-0	1-1
Penalties	5-65	8-74
3rd Down Conv.	5-for-11	3-for-18
Time of Possession	33:37	26:23

INDIVIDUAL STATISTICS

RUSHING - PSU - Jones 9-134. **North Texas** - Wilson 9-49

PASSING - PSU - Kuresa 11-19-269-3. **North Texas** - McNulty 10-25-57-0.

RECEIVING PSU - Adams 4-100. **North Texas** - Harris 9-57

Oct. 15, 2015 • Attendance: 10,155

Apogee Stadium • Denton, Texas

WKU 55 
North Texas 28

DENTON - Thursday night, North Texas stepped up its effort and found the fire it so desperately lacked last weekend. Unfortunately, the Mean Green also stepped up in class of opponent.

Western Kentucky, tied for the best record in Conference USA, overpowered and outlasted North Texas, fending off the Mean Green's early challenges and taking control late in the first half on the way to a 55-28 victory at Apogee Stadium.

North Texas quarterback DaMarcus Smith, making his first start, displayed his remarkable athletic ability, rushing for 122 yards, passing for four touchdowns and 228 yards. However, he was also inconsistent, completing 17 of 35 throws and struggling in the first half.

"This was a very difficult week to put together a plan against a very good football team after what we endured this week," said North Texas coach Mike Canales, in his second stint as interim head coach at North Texas but his first game in that role this season. "Our kids were resilient and they battled. I'm very proud them."

SCORE BY QUARTERS

WKU	14	20	14	7	55
North Texas	0	14	0	14	28

SCORING SUMMARY

First Quarter

WKU - Wales 5 yd reception, 10:12

WKU - Dangerfield 2 yd reception, 6:01

Second Quarter

NT - Goree 20 yd reception, 11:04

WKU - Schwettman 25 yd FG, 6:48

WKU - Schwettman 43 yd FG, 4:28

WKU - Taylor 56 yd reception, 4:10

WKU - Taylor 31 yd reception, 0:52

NT - Kidsy 46 yd reception, 0:00

Third Quarter

WKU - Wales 8 yd run, 10:01

WKU - Wales 1 yd run, 3:44

Fourth Quarter

WKU - Warr 3 yd run, 10:23

NT - Harris 4 yd reception, 5:34

NT - Harris 14 yd reception, 0:29

TEAM STATISTICS

	WKU	NT
First Downs	35	22
Rushes-Yards	40-283	35-205
Passing-Yards	400	231
Comp-Att-Int	31-43-1	17-35-1
Total Plays-Yards	83-683	70-431
Punts-Yards	2-101	7-274
Fumbles/Lost	0-0	3-1
Penalties	7-55	5-37
3rd Down Conv.	9-for-14	5-for-13
Time of Possession	33:54	26:06

INDIVIDUAL STATISTICS

RUSHING - WKU - Wales 21-193. **North Texas** - Smith 16-122.

PASSING - WKU - Doughty 26-37-350-4. **North Texas** - Smith 17-35-228-4.

RECEIVING WKU - Taylor 7-134. **North Texas** - Kidsy 3-93.

NORTH TEXAS FOOTBALL

2015 GAME-BY-GAME RECAPS

Oct. 24, 2015 • Attendance: 27,217

Joan C. Edwards Stadium • Huntington, W.V.

North Texas 13
Marshall 30



HUNTINGTON, WV - A re-invigorated Mean Green football team went toe-to-toe with league-leading Marshall from the second quarter on, but couldn't overcome a 17-point first-quarter haymaker against the Herd's league-best defense in a 30-13 loss.

On a soggy, grey Saturday afternoon, North Texas surrendered 17 points before its offense had crossed midfield. The Mean Green (0-7 on the year, 0-4 in C-USA) got its bearings in the second quarter and was able to get some stops on defense and sustain some drives on offense, but could never get the big play or turnover needed to ignite a comeback against Marshall (7-1, 4-0).

"Our kids are playing hard," North Texas head coach Mike Canales said. "Our defense played their living butts off. I'm so proud of them. We just have to build off this."

Oct. 31, 2015 • Attendance: 10,292

Apogee Stadium • Denton, Texas

UTSA 23
North Texas 30



DENTON - All the frustration and anger built up from an eight-game losing streak, from lop-sided losses, from the firing of their head coach, all of that emotion came bursting forth in a flash flood of second-half Mean Green big plays Saturday night.

It started with a 45-yard fumble return for a touchdown by Kishawn McClain to give North Texas its first lead in 24 quarters, was followed by a Willy Ivery fumblerooski five-yard TD run, then a blocked UTSA extra point that Chad Davis returned for two points.

Riding high on those successes, North Texas got a fourth-quarter 54-yard run by DaMarcus Smith and a 1-yard TD run to finish the drive off, and got stops by the Mean Green defense on UTSA's final three possessions to make North Texas a winner for the first time this season, 30-23.

"It's like the Super Bowl," North Texas head coach Mike Canales said of his locker room after the Halloween-night win at Apogee Stadium. "I'm so proud of our players. They could have quit and rolled over three weeks ago, but they didn't."

Nov. 7, 2015 • Attendance: 16,986

Joe Aillet Stadium • Ruston, Louisiana.

North Texas 13
La Tech 56



RUSTON, LA - North Texas has been out-scored 101-6 in the opening period this season, and that disastrous trend continued to leave its inevitable results Saturday on a cold, rain-drenched afternoon.

The Mean Green fell behind 21-0 in the first quarter to Louisiana Tech, the fifth time in nine games NT has trailed by double digits in the first 15 minutes this year, en route to a 56-13 defeat. North Texas lost three fumbles in the first half and was out-gained 573-316.

"You can't have turnovers," North Texas head coach Mike Canales said. "If we take care of the ball maybe it's a 7-7 or 14-7 game. They did a nice job keeping us from running the ball, but the big part was the turnovers. They're a good football team, and you can't do that against a good football team."

Any momentum from last week's emotional 30-23 victory over UT-San Antonio was as insubstantial as a sand castle at high tide, pounded by waves of Louisiana Tech big plays on both sides of the ball.

SCORE BY QUARTERS

North Texas	0	3	3	7	13
Marshall	17	7	3	3	30

SCORING SUMMARY

First Quarter

MU - Hunt 1 yd reception, 10:40
MU - Smith 34 yd FG, 4:54
MU - Watson 10 yd run, 1:18

Second Quarter

MU - Foster 3 yd run, 1:30
NT - Moore 37 yd FG, 0:00

Third Quarter

MU - Smith 32 yd FG, 11:34
NT - Moore 26 yd FG, 6:00

Fourth Quarter

MU - Smith 38 yd FG, 11:08
NT - Kidsy 22 yd reception, 1:09

TEAM STATISTICS

	NT	MU
First Downs	22	21
Rushes-Yards	40-209	43-213
Passing-Yards	128	189
Comp-Att-Int	15-37-1	19-34-0
Total Plays-Yards	77-337	77-402
Punts-Yards	7-289	4-164
Fumbles/Lost	0-0	0-0
Penalties	5-28	4-50
3rd Down Conv.	5-for-16	6-for-17
Time of Possession	25:03	34:57

INDIVIDUAL STATISTICS

RUSHING - North Texas - Wilson 17-138.
MU - Foster 17-105
PASSING - North Texas - Smith 15-37-128-1.
MU - Litton 19-34-189-0.
RECEIVING North Texas - Kidsy 4-44.
MU - Reaves 6-68

SCORE BY QUARTERS

UTSA	7	3	7	6	23
North Texas	0	7	7	16	30

SCORING SUMMARY

First Quarter

UTSA - Williams 3 yd run, 2:54

Second Quarter

NT - Wilson 6 yd run, 11:18
UTSA - Portillo 24 yd FG, 1:00

Third Quarter

NT - McClain 45 yd fumble return, 5:58
UTSA - Clay 4 yd run, 1:34

Fourth Quarter

NT - Ivery 5 yd run, 13:55
UTSA - Steward 1 yd reception, 9:30
NT - Davis PAT return, 9:30
NT - Smith 1 yd run, 7:51

TEAM STATISTICS

	UTSA	NT
First Downs	31	20
Rushes-Yards	50-230	38-267
Passing-Yards	245	104
Comp-Att-Int	27-41-0	11-22-0
Total Plays-Yards	91-475	60-371
Punts-Yards	4-146	6-229
Fumbles/Lost	2-1	2-1
Penalties	7-72	8-79
3rd Down Conv.	9-for-17	4-for-10
Time of Possession	37:36	22:24

INDIVIDUAL STATISTICS

RUSHING - UTSA - Sturm 21-73. North Texas - Smith 14-137.
PASSING - UTSA - Sturm 27-41-245-1.
North Texas - Smith 11-22-104-0.
RECEIVING UTSA - Thomas Jr 9-75. North Texas - Harris 6-72

SCORE BY QUARTERS

North Texas	0	0	0	13	13
Louisiana Tech	21	7	14	14	56

SCORING SUMMARY

First Quarter

LT - Dixon 1 yd run, 8:01
LT - Abraham 26 yd fumble return, 4:18
LT - Dixon 7 yd run, 3:01

Second Quarter

LT - Dixon 1 yd run, 2:25

Third Quarter

LT - Dixon 40 yd run, 8:57
LT - Dixon 14 yd run, 4:53

Fourth Quarter

LT - Dixon 3 yd run, 13:41
NT - Smiley 5 yd reception, 8:56
NT - Harris 14 yd reception, 4:28
LT - Martin 1 yd run, 3:34

TEAM STATISTICS

	NT	LT
First Downs	20	25
Rushes-Yards	36-82	36-274
Passing-Yards	234	299
Comp-Att-Int	25-45-1	18-27-1
Total Plays-Yards	81-316	63-573
Punts-Yards	5-187	1-46
Fumbles/Lost	4-3	3-2
Penalties	3-35	3-32
3rd Down Conv.	6-for-17	4-for-7
Time of Possession	32:53	27:07

INDIVIDUAL STATISTICS


RUSHING - North Texas - Wilson 16-67.
LT - Dixon 22-195
PASSING - North Texas - Smith 25-45-234-2.
LT - Driskell 17-26-296-0
RECEIVING North Texas - Harris 5-74.
LT - 5-162

NORTH TEXAS FOOTBALL

2015 GAME-BY-GAME RECAPS

Nov. 14, 2015 • Attendance: 96,197

Neyland Stadium • Knoxville, Tennessee

North Texas **0**
Tennessee **24** 

KNOXVILLE, TN - North Texas may look back on Saturday's game at Neyland Stadium as a missed opportunity for a repeat of history. The Mean Green, which upset SEC-power Tennessee 40 years ago, dominated time of possession for most of the game and got a season-best performance from their defense. What North Texas could not find was the big play on offense to ignite its scoring, so instead left town with a 24-0 loss to the Vols.

"What a great job by our defense," North Texas head coach Mike Canales said. "It's unfortunate we didn't put the ball in the end zone. We had our chances."

On an absolutely glorious, sunny, cool day in Knoxville, the Mean Green had some early successes but could not capitalize: a stop on defense followed by a failed drive on offense; a 16-yard Willie Ivery run followed by a quarterback sack; an NT punt downed at the Vol one-yard line wiped out by penalty; three drives across midfield that **immediately stalled**.

SCORE BY QUARTERS

North Texas	0	0	0	0	0
Tennessee	7	10	0	7	24

SCORING SUMMARY

First Quarter

UT - Kamara 27 yd run, 13:51, 1st

Second Quarter

UT - Hurd 1 yd run, 14:57, 2nd

UT - Medley 34 yd FG, 2n

Fourth Quarter

UT - Kamara 15 yd run, 13:47, 4th

TEAM STATISTICS

	NT	UT
First Downs	14	24
Rushes-Yards	32-92	48-237
Passing-Yards	107	172
Comp-Att-Int	13-26-0	18-28-1
Total Plays-Yards	58-199	76-409
Punts-Yards	8-317	5-179
Fumbles/Lost	2-0	1-0
Penalties	5-35	2-10
3rd Down Conv.	2-for-12	7-for-16
Time of Possession	30:59	29:01

INDIVIDUAL STATISTICS

RUSHING - North Texas - Wilson 14-52. **UT** - Kamara 15-127

PASSING - North Texas - Smith 12-25-103-0. **UT** - Dobbs 15-23-136-0-1.

RECEIVING North Texas - Smith 5-46. **UT** - Malone 4-38.

NORTH TEXAS FOOTBALL

2015 GAME-BY-GAME RESULTS

	Tm. Rushing (Att.-Yds.-TDs)		Tm. Passing (Att.-Comp.-Yds.-Int-TDs)		Tm. Total Offense		Tm. First Downs		Fumbles-Lost	
	NT	Opp	NT	Opp	NT	Opp	NT	Opp	NT	Opp
at SMU	33-112-1	53-273-2	34-16-128-2-0	24-17-171-0-2	240	444	17	27	4-2	4-3
vs. Rice	27-175-1	51-189-2	35-19-303-1-2	39-29-373-0-3	478	562	28	20	3-2	0-0
at Iowa	45-183-0	43-210-5	43-17-173-2-1	22-19-278-0-2	356	488	22	23	1-1	2-2
at Southern Miss	49-185-1	33-248-3	32-14-201-1-1	36-27-325-0-4	386	573	26	24	0-0	0-0
vs. Portland St.	31-76-0	46-368-6	41-16-122-0-1	22-13-302-0-3	670	198	27	13	1-1	0-0
vs. WKU	35-203-0	40-283-3	35-17-228-1-4	43-31-400-1-4	683	431	35	22	3-1	0-0
at Marshall	40-209-0	43-213-2	37-15-128-1-1	34-19-189-0-1	337	402	22	21	0-0	0-0
vs. UTSA	38-267-3	50-230-2	22-11-104-0-0	41-27-245-0-1	371	475	20	31	2-1	2-1
at Louisiana Tech	36-82-0	36-274-7	45-25-234-1-2	26-17-296-1-0	316	573	20	25	4-3	2-2
at Tennessee	32-92-0	48-237-3	26-13-107-0-0	28-18-172-1-0	199	409	14	24	2-0	1-0
at MTSU										
vs. UTEP										

INDIVIDUAL RUSHING (Att.-Yds.-TD)

	Jimmerson	Wilson	Ivery
at SMU	9-40-1	---	---
vs. Rice	13-94-0	---	5-47-0
at Iowa	15-66-0	14-74-0	6-39-0
at Southern Miss	10-16-0	22-136-0	6-48-1
vs. Portland St.	8--5-0	9-49-0	4-0-0
vs. WKU	3-12-0	13-91-0	0-0-0
at Marshall	1--2-0	17-138-0	6-41-0
vs. UTSA	---	22-127-1	1-5-1
at Louisiana Tech	---	16-67-0	4-7-0
at Tennessee	2-3-0	14-52-0	4-44-0
at MTSU			
vs. UTEP			

INDIVIDUAL PASSING (Att.-Comp.-Yds.-Int.-TD)

	Greer	McNulty	D. Smith
at SMU	---	34-16-128-2-0	---
vs. Rice	---	35-19-303-1-2	---
at Iowa	5-2-30-1-0	36-14-137-1-0	0-1-0-0-0
at Southern Miss	---	21-11-131-0-1	11-3-70-1-0
vs. Portland St.	10-3-30-0-0	25-10-57-0-0	6-3-35-0-1
vs. WKU	---	---	35-17-228-1-4
at Marshall	---	---	37-15-128-1-1
vs. UTSA	---	---	22-11-104-0-0
at Louisiana Tech	---	---	45-25-234-1-2
at Tennessee	---	---	25-12-103-0-0
at MTSU			
vs. UTEP			

INDIVIDUAL RECEIVING (Rec.-Yds.-TD)

	Harris	Kidsy	Goree	M. Smith	Smiley	Loving
at SMU	5-40-0	1-12-0	1--11-0	2-18-0	3-42-0	2-22-0
vs. Rice	8-193-2	0-0-0	0-0-0	3-27-0	0-0-0	5-67-0
at Iowa	5-43-0	1-6-0	2-16-0	3-22-0	2-26-0	3-37-0
at Southern Miss	9-136-1	1-6-0	0-0-0	0-0-0	3-56-0	0-0-0
vs. Portland St.	9-57-1	0-0-0	1-5-0	3-39-0	0-0-0	0-0-0
vs. WKU	4-43-2	3-93-1	2-29-1	3-38-0	2-19-0	0-0-0
at Marshall	2-10-0	4-44-1	1-17-0	4-23-0	3-25-0	0-0-0
vs. UTSA	6-72-0	0-0-0	0-0-0	0-0-0	2-11-0	1-4-0
at Louisiana Tech	5-74-1	2-21-0	1-6-0	4-37-0	5-45-1	1-13-0
at Tennessee	2-20-0	0-0-0	0-0-0	5-46-0	3-21-0	0-0-0
at MTSU						
vs. UTEP						

NORTH TEXAS FOOTBALL

INDIVIDUAL LEADERS BY GAME

Game	Rushing (att-yds-td)	Passing (att-comp-yds-td)	Receiving (rec-yds-td)	Tackles
at SMU	Tucker (10-50-0)	McNulty (34-16-128-2)	Harris (5-40-0)	Bean (10)
vs. Rice	Jimmerson (13-94-0)	McNulty (35-19-303-2)	Harris (8-193-2)	McClain (16)
at Iowa	Wilson (15-75-0)	McNulty (36-14-137-0)	Harris (5-43-0)	Gray (11)
at Southern Miss	Wilson (22-136-0)	McNulty (21-11-131-1)	Harris (9-136-1)	Gray (7)
vs. Portland St.	Wilson (9-49-0)	McNulty (25-10-57-0)	Harris (9-57-1)	Gray (10)
vs. WKU	Smith (16-122-0)	Smith (35-17-228-4)	Kidsy (3-93-1)	Wallace (13)
at Marshall	Wilson (17-138-0)	Smith (37-15-128-1)	Kidsy (4-44-1)	McClain (14)
vs. UTSA	Smith (14-137-1)	Smith (22-11-104-0)	Harris (6-72-0)	11 (Three Players)
at Louisiana Tech	Wilson (16-67-0)	Smith (45-25-234-2)	Harris (5-74-1)	Scott (9)
at Tennessee	Wilson (14-52-0)	Smith (25-12-103-0)	M. Smith (5-46-0)	Wallace (11)
at MTSU				
vs. UTEP				

OPPONENT INDIVIDUAL LEADERS BY GAME

Game	Rushing (att-yds-td)	Passing (att-comp-yds-td)	Receiving (rec-yds-td)	Tackles
at SMU	Davis (17-125-2)	Davis (24-17-171-2)	Sutton (5-65-1)	Wood/Lawler (6)
vs. Rice	Davis (21-102-0)	Jackson (39-29-373-3)	Parks (8-163-2)	Ibe (9)
at Iowa	Canzeri (22-115-4)	Beathard (21-18-278-2)	Smith (4-115-1)	Fisher/Jewell (9)
at Southern Miss	Hayes (16-86-1)	Mullens (36-27-325-4)	Thomas (7-155-3)	Four Players (7)
vs. Portland St.	Jones (9-134-2)	Kuresa (19-11-269-3)	Adams (4-100-1)	Duronslet (7)
vs. WKU	Wales (21-193-2)	Doughty (37-26-350-4)	Taylor (7-134-2)	Roush (6)
at Marshall	Foster (17-105-1)	Litton (34-19-189-1)	Reaves (6-68-0)	Gant (12)
vs. UTSA	Sturm (21-73-0)	Sturm (41-27-245-1)	Thomas Jr. (9-75-0)	Wheeler (10)
at Louisiana Tech	Dixon (22-195-6)	Driskell (26-17-296-0)	Henderson (5-162-0)	Fitte (8)
at Tennessee	Kamara (15-127-2)	Dobbs (23-15-136-0)	Malone (4-38-0)	Kirkland Jr. (8)
at MTSU				
vs. UTEP				

CONFERENCE USA CONFERENCE PLAYERS OF THE WEEK

Week	Offense	Defense	Special Teams
Sept. 7	Ray Lawry (ODU)	Tiquan Lang (Marshall)	Blake Brewer (Charlotte)
Sept. 14	Brandon Doughty (WKU)	Marcus Ward (WKU)	Kylen Townen (WKU)
Sept. 21	Jalen Richard (Southern Miss)	Jeremy Cutrer (MTSU)	Jaquan White (UTEP)
Sept. 28	Brandon Doughty (WKU)	Ocie Rose (Florida Atlantic)	Tyler Williams (Marshall)
Oct. 5	Nick Mullens (Southern Miss)	Michael Egwuagu (UTSA)	Jonathan Barnes (LA Tech)
Oct. 12	Brandon Doughty (WKU)	Gary Thompson (Marshall)	Jonathan Barnes (LA Tech)
Oct. 19	Zach Pascal (ODU)	TJ Ricks (ODU)	Stephen Brauchle (Southern Miss)
Oct. 26	Alex McGough (FIU)	Byrson Abraham (LA Tech)	Jalen Richard (Southern Miss)
Nov. 3	Anthony Wales (WKU)	Kishawn McClain (North Texas)	Chad Davis (North Texas)
Nov. 10	Kenneth Dixon (LA Tech)	Mike Wakefield (FIU)	Jeremy Cutrer (MTSU)
Nov. 17	Nick Mullens (Southern Miss)	Fellonte Misher (ODU)	Deandre Reaves (Marshall)

NORTH TEXAS FOOTBALL

2015 STARTING LINEUPS

OFFENSE

Game	LT	LG	C	RG	RT	WR	WR	WR	TE	RB	QB
at SMU	Banogu	Rice	Kirby	Thompson	Miles	Smiley	Goree	Kidsy	Smith	Tucker	McNulty
vs. Rice	Murray	Rice	Kirby	Thompson	Miles	T. Thompson	Goree	Harris	Smith	Jimmerson	McNulty
at Iowa	Banogu	Rice	Kirby	Thompson	Miles	Smiley	Goree	Harris	Smith	Jimmerson	McNulty
at Southern Miss	Banogu	Rice	Kirby	Thompson	Miles	Smiley	T. Thompson	Harris	Smith	Jimmerson	McNulty
vs. Portland St.	Banogu	Rice	Kirby	Thompson	Miles	Smiley	Goree	Harris	Smith	Wilson	McNulty
vs. WKU	Banogu	Rice	Kirby	Thompson	Miles	Smiley	T. Thompson	Harris	Smith	Wilson	D. Smith
at Marshall	Banogu	Rice	Kirby	Thompson	Miles	Smiley	T. Thompson	Harris	Smith	Goree(wr)	D. Smith
vs. UTSA	Banogu	Rice	Kirby	Thompson	Miles	Smiley	T. Thompson	Harris	Smith	Wilson	D. Smith
at Louisiana Tech	Banogu	Rice	Kirby	Thompson	Miles	Goree	T. Thompson	Kidsy	Smith	Wilson	D. Smith
at Tennessee	Banogu	Rice	Kirby	Thompson	Miles	Smiley	Loving	Harris	Smith	Wilson	D. Smith
at MTSU											
vs. UTEP											

DEFENSE

Game	DE	DT	DT	DE	LOLB	MLB	ROLB	CB	CB	FS	SS
at SMU	Roberts	Wallace	Orr	Dilonga	Garner	Bean	Scott	Whitfield	Davis	McClain	Gray
vs. Rice	Roberts	Wallace	Orr	Dilonga	Garner	Bean	Scott	Whitfield	Davis	McClain	Gray
at Iowa	Roberts	Wallace	Orr	Flusche	Garner	Wallace	Scott	Whitfield	Davis	McClain	Gray
at Southern Miss	Roberts	Wallace	Orr	Flusche	Garner	Wallace	Scott	Whitfield	Davis	McClain	Gray
vs. Portland St.	Roberts	Wallace	Orr	Flusche	Garner	Wallace	Scott	Whitfield	Davis	McClain	Gray
vs. WKU	Roberts	Wallace	Orr	Flusche	Marshall	Wallace	Scott	Brooks	Preston	McClain	Gray
at Marshall	Roberts	Wallace	Orr	Flusche	Marshall	Wallace	Scott	Brooks	Davis	McClain	Gray
vs. UTSA	Roberts	Wallace	Orr	Dilonga	Whitfield	Wallace	Scott	Brooks	Davis	McClain	Gray
at Louisiana Tech	Roberts	Wallace	Orr	Combs	Minor	Wallace	Scott	Brooks	Davis	Dash	Gray
at Tennessee	Roberts	Wallace	Orr	Combs	Whitfield	Wallace	Scott	Brooks	Davis	McClain	Gray
at MTSU											
vs. UTEP											

NORTH TEXAS FOOTBALL

2015 LONG PLAYS

NORTH TEXAS BIG PLAYS

Opponent	RUSHING				PASSING				SPECIAL TEAMS	
	20-29	30-39	40-49	50+	20-29	30-39	40-49	50+	Block	Ret TD
at SMU	1	0	0	0	0	0	0	0	0	0
vs. Rice	3	0	0	0	2	1	0	1	0	0
at Iowa	1	0	0	0	3	0	0	0	0	0
at Southern Miss	2	0	0	0	1	1	0	1	0	0
vs. Portland St.	0	0	0	0	0	0	0	0	0	0
vs. WKU	1	1	0	0	3	0	1	0	0	0
at Marshall	1	1	0	0	1	0	0	0	0	0
vs. UTSA	2	0	1	1	0	0	0	0	1	0
at Louisiana Tech	1	1	0	0	2	1	0	0	0	0
at Tennessee	0	0	0	0	0	0	0	0	1	0
at MTSU										
vs. UTEP										
TOTALS	12	3	1	1	12	3	1	2	2	0

OPPONENT BIG PLAYS

Opponent	RUSHING				PASSING				SPECIAL TEAMS	
	20-29	30-39	40-49	50+	20-29	30-39	40-49	50+	Block	Ret TD
at SMU	2	0	0	1	2	0	0	0	0	0
vs. Rice	0	0	0	0	4	1	1	1	0	0
at Iowa	1	0	1	0	0	0	1	1	0	0
at Southern Miss	1	1	1	0	3	1	1	1	0	0
vs. Portland St.	3	0	0	2	2	2	0	2	1	0
vs. WKU	1	1	0	0	1	3	0	1	0	0
at Marshall	3	0	0	0	2	1	0	0	0	0
vs. UTSA	1	0	0	0	1	0	0	0	0	0
at Louisiana Tech	0	0	1	1	0	1	0	2	1	0
at Tennessee	2	0	0	0	3	0	0	0	0	0
at MTSU										
vs. UTEP										
TOTALS	14	2	3	4	18	9	3	8	2	0

TURNOVERS FORCED

Opponent	NORTH TEXAS					OPPONENTS				
	FUM	INT	TOT	PTS OFF	Margin	FUM	INT	TOT	PTS OFF	
at SMU	3	0	3	3	-1	2	2	4	7	
vs. Rice	0	0	0	0	-3	2	1	3	17	
at Iowa	2	0	2	10	-1	1	2	3	20	
at Southern Miss	0	0	0	0	-1	0	1	1	0	
vs. Portland St.	0	0	0	0	-1	1	0	1	3	
vs. WKU	0	1	1	7	-1	1	1	2	14	
at Marshall	0	0	0	0	-1	0	1	1	0	
vs. UTSA	1	0	1	7	+0	1	0	0	0	
at Louisiana Tech	2	1	3	7	-1	3	1	4	28	
at Tennessee	0	1	1	0	+1	0	0	0	0	
at MTSU										
vs. UTEP										
TOTALS	8	3	11	34	-8	11	9	20	89	

NORTH TEXAS FOOTBALL

2015 INDIVIDUAL BIG PLAYS

NORTH TEXAS PLAYS FROM SCRIMMAGE 20+ YARDS

RUNNING PLAYS (17)

Yds	Rusher	Opponent
54	DaMarcus Smith*	UTSA
40	DaMarcus Smith	UTSA
38	Jeffrey Wilson	Marshall
36	DaMarcus Smith	LA Tech
33	DaMarcus Smith	WKU
28	Willy Ivery	Iowa
27	Jeffrey Wilson	UTSA
27	Jeffrey Wilson	WKU
27	Jeffrey Wilson	Marshall
27	Antoinne Jimmerson	Rice
25	Antoinne Jimmerson	Rice
25	Antoinne Jimmerson*	SMU
24	Jeffrey Wilson	LA Tech
24	Willy Ivery	Southern Miss
22	Jeffrey Wilson	UTSA
20	Willy Ivery	Rice
20	Jeffrey Wilson	Southern Miss

*-Touchdown

PASSING PLAYS (18)

Yds	Receiver	Opponent
93	Carlos Harris*	Rice
61	Carlos Harris	Southern Miss
46	Darvin Kidsy*	WKU
39	Turner Smiley	Southern Miss
33	Carlos Harris*	Rice
30	Thaddeous Thompson	LA Tech
29	Carlos Harris	LA Tech
29	Chris Loving	Rice
24	Marcus Smith	WKU
24	Chris Loving	Iowa
23	Darvin Kidsy	WKU
23	Jeffrey Wilson	Iowa
23	Carlos Harris*	Southern Miss
22	Darvin Kidsy*	Marshall
21	Turner Smiley	Iowa
20	Turner Smiley	LA Tech
20	Tee Goree*	WKU
20	Carlos Harris	Rice

*-Touchdown

KR 30 YARDS OR MORE (5)

Yds	Returner	Opponent
53	Tre Johnson	LA Tech
50	Jeffrey Wilson	Portland St.
33	D'Aundrey Bradley	Rice
33	Tre Johnson	LA Tech
32	D'Aundrey Bradley	WKU

*- Touchdown

PR 20 YARDS OR MORE (3)

Yds	Returner	Opponent
37	Tre Johnson	LA Tech
30	Tre Johnson	UTSA
20	Darvin Kidsy	Portland St.

*- Touchdown

INT RETURN 20 YARDS OR MORE (0)

Yds	Returner	Opponent
-----	----------	----------

*- Touchdown

FUM RETURN 20 YARDS OR MORE (0)

Yds	Returner	Opponent
-----	----------	----------

*- Touchdown

OPPONENT PLAYS FROM SCRIMMAGE 20+ YARDS

RUNNING PLAYS (23)

Yds	Rusher	Team
70	David Jones*	Portland St.
68	M. Thompson*	Portland St.
55	Kenneth Dixon	LA Tech
50	Matt Davis*	SMU
45	D. Mitchell	Iowa
42	Ito Smith	Southern Miss
40	Kenneth Dixon*	LA Tech
35	Justice Hayes	Southern Miss
32	Anthony Wales	WKU
29	Tyler Matthews	Southern Miss
29	Jordan Canzeri	Iowa
28	Steven Long	Portland St.
27	Ryan Yurachek	Marshall
27	Alvin Kamara*	Tennessee
27	Xavier Jones	SMU
26	Remi Watson	Marshall
25	Matt Davis	SMU
25	David Jones	Portland St.
25	David Jones	Portland St.
24	Hyleck Foster	Marshall
21	Anthony Wales	WKU
21	J. Williams	UTSA
20	Alvin Kamara	Tennessee

*- Touchdown

PASSING PLAYS (38)

Yds	Receiver	Team
81	Tevaun Smith*	Iowa
62	Michael Thomas*	Southern Miss
60	David Jones*	Portland St.
56	Taywan Taylor*	WKU
56	Thomas Carter*	Portland St.
54	Dennis Parks	Rice
54	C. Henderson	LA Tech
52	C. Henderson	LA Tech
43	Dennis Parks	Rice
42	Michael Thomas	Southern Miss
43	George Kittle*	Iowa
37	Darnell Adams	Portland St.
35	Justin Hunt	Marshall
35	C. Henderson	LA Tech
34	Darnell Adams*	Portland St.
31	Taywan Taylor*	WKU
31	J. Dangerfield	WKU
31	Ito Smith	Southern Miss
30	Anthony Wales	WKU
30	Zach Wright*	Rice
27	Michael Thomas	Southern Miss
27	Luke Turner	Rice
27	Courtland Sutton*	SMU
26	Jauan Juennings	Tennessee
26	Deandre Reaves	Marshall
26	Ito Smith	Southern Miss
25	Darik Dillard	Rice
25	Alex Kuresa	Portland St.
24	Connor Cella	Rice
24	M. Kaufman	SMU
23	Nacarius Fant	WKU
22	Josh Malone	Tennessee
21	Casey Martin	Southern Miss
21	Darnell Adams	Portland St.
21	Josh Smith	Tennessee
20	J Taylor	UTSA
20	Dennis Parks	Rice
20	Deon-Tay McManus	Marshall

*- Touchdown

KR 30 YARDS OR MORE (4)

Yds	Returner	Team
89	Boston Scott	LA Tech
40	Desmond King	Iowa
31	Kahlil Dawson	Portland St.
30	Desmond King	Iowa

*- Touchdown

PR 20 YARDS OR MORE (2)

Yds	Returner	Team
38	Desmond King	Iowa
33	Desmond King	Iowa

*- Touchdown

INT RETURN 20 YARDS OR MORE (2)

Yds	Returner	Team
88	Bo Bower*	Iowa
34	Josey Jewell*	Iowa

*- Touchdown

FUM RETURN 20 YARDS OR MORE (1)

Yds	Returner	Opponent
26	Bryson Abraham*	LA Tech

*- Touchdown

*- Touchdown

NORTH TEXAS FOOTBALL

THE LAST TIME.....

Scoring

Scored 30 or more points	30 vs. UTSA (10/31/15)
Scored 40 or more points	77 vs Nicholls (9/20/14)
Scored 50 or more points	77 vs Nicholls (9/20/14)
Scored 60 or more points	77 vs Nicholls (9/20/14)

Total Offense

Had more than 400 total yards	431 vs. WKU (10/15/15)
Had more than 450 total yards	478 vs Rice (9/19/15)
Had more than 500 total yards	526 vs Nicholls (9/20/14)
Had more than 600 total yards	635 vs. Navy (11/10/07)

Rushing Offense

Rushed for 150 or more yards	267 vs. UTSA (10/31/15)
Rushed for 200 or more yards	267 vs. UTSA (10/31/15)
Rushed for 250 or more yards	267 vs. UTSA (10/31/15)
Rushed for 300 or more yards	324 vs Nicholls (9/20/14)
Rushed for 400 or more yards	464 vs. Middle Tennessee (12/3/11)

Passing Offense

Passed for 250 or more yards	303 vs Rice (9/19/15)
Passed for 300 or more yards	303 vs Rice (9/19/15)
Passed for 350 or more yards	404 vs. Idaho (8/31/13)
Passed for 400 or more yards	404 vs. Idaho (8/31/13)
Passed for 500 or more yards	601 at SMU (9/8/07)

Scoring Defense

Allowed 0 points	0 vs. Troy State (10/30/03)
Allowed 3 or fewer points	3 vs Nicholls (9/20/14)
Allowed 7 or fewer points	6 vs. SMU (9/6/14)
Allowed 10 or fewer points	10 vs. Florida Atlantic (11/9/14)

Total Defense

Allowed fewer than 75 total yards	49 vs. Lamar (11/5/83)
Allowed fewer than 100 total yards	95 vs. Abilene Christian (9/5/92)
Allowed fewer than 150 total yards	147 vs. FIU (11/22/14)
Allowed fewer than 200 total yards	147 vs. FIU (11/22/14)
Allowed fewer than 250 total yards	147 vs. FIU (11/22/14)
Allowed fewer than 300 total yards	vs. FIU (11/22/14)

Rushing Defense

Allowed 0 or fewer yards	-6 vs. Abilene Christian (9/5/92)
Allowed 20 or fewer yards	10 vs. SMU (9/6/14)
Allowed 40 or fewer yards	10 vs. SMU (9/6/14)
Allowed 60 or fewer yards	10 vs. SMU (9/6/14)
Allowed 80 or fewer yards	78 vs Nicholls (9/20/14)
Allowed 100 or fewer yards	91 vs. FIU (11/22/14)

Passing Defense

Allowed 10 or fewer yards	7 vs. Abilene Christian (9/1/94)
Allowed 30 or fewer yards	27 vs. Nicholls State (9/7/02)
Allowed 50 or fewer yards	45 vs. Army (9/18/10)
Allowed 100 or fewer yards	56 vs. FIU (11/22/14)
Allowed 150 or fewer yards	56 vs. FIU (11/22/14)
Allowed 200 or fewer yards	172 at Tennessee (11/14/15)

Miscellaneous Team

NT wins when holding opponents to 10 points or less	37 consecutive, last loss at Marshall 7-0 (11/25/88)
NT wins when scoring 30 points or more	17, last win vs UTSA (10/31/15)
Last shutout win	21-0 vs. Troy (10/30/03)

NORTH TEXAS FOOTBALL

THE LAST TIME.....

Individual Rushing

Had a player rush for 100 or more yards	137 by DaMarcus Smith, 127 by Jeffrey Wilson vs. UTSA (10/31/15)
Had 2 players rush for 100 or more yards.....	137 by DaMarcus Smith, 127 by Jeffrey Wilson vs. UTSA (10/31/15)
Had a player rush for 150 or more yards	251 by Brandin Byrd at Tulsa (11/30/13)
Had a player rush for 200 or more yards	251 by Brandin Byrd at Tulsa (11/30/13)
Had a player rush for 250 or more yards	251 by Brandin Byrd at Tulsa (11/30/13)
Had a player rush for 300 or more yards	313 by Lance Dunbar vs. MTSU (12/3/11)
Had a player rush for 2 or more TD's	2 by Dajon Williams and Reggie Pegram vs Nicholls (9/20/14)
Had a player rush for 3 or more TD's	3 by Brandin Byrd at Tulsa (11/30/13)
Had a player rush for 4 or more TD's	4 by Lance Dunbar vs. MTSU (12/3/11)
Had a player rush for 5 or more TD's	Never

Individual Passing

Had a player pass for 200 or more yards	234 by DaMarcus Smith. at Louisiana Tech (11/7/15)
Had a player pass for 250 or more yards	303 by Andrew McNulty vs. Rice (9/19/15)
Had a player pass for 300 or more yards	303 by Andrew McNulty vs. Rice (9/19/15)
Had a player pass for 400 or more yards	478 by Giovanni Vizza vs. Navy (11/10/07)
Had a player pass for 500 or more yards	601 by Daniel Meager at SMU (9/8/07)
Had a player pass for 2 or more TD's	2 by DaMarcus Smith at Louisiana Tech (11/7/15)
Had a player pass for 3 or more TD's	4 by DaMarcus Smith vs. WKU (10/15/15)
Had a player pass for 4 or more TD's	4 by DaMarcus Smith vs. WKU (10/15/15)
Had a player pass for 5 or more TD's	8 by Giovanni Vizza vs. Navy (11/10/07)

Individual Receiving

Had a player with 10 or more receptions in a game	10 by Carlos Harris at UTSA (11/29/14)
Had a player with 15 or more receptions in a game	15 by Carlos Harris vs. Southern Miss (10/18/14)
Had a player receive 100 or more yards	136 by Carlos Harris at Southern Miss (10/3/15)
Had 2 players receive 100 or more yards.....	130 by Darnell Smith; 103 by Breelan Chancellor at. Tulane (10/5/13)
Had a player receive 150 or more yards	193 by Carlos Harris vs Rice (9/19/15)
Had a player receive 200 or more yards	216 by Carlos Harris vs. Southern Miss (10/18/14)
Had a player receive 250 or more yards	327 by Casey Fitzgerald at SMU (9/8/07)
Had a player receive 300 or more yards	327 by Casey Fitzgerald at SMU (9/8/07)
Had a player receive 2 or more TD's	2 by Carlos Harris vs. WKU (10/15/15)
Had a player receive 3 or more TD's	5 by Casey Fitzgerald vs. Navy (11/10/07)
Had a player receive 4 or more TD's	5 by Casey Fitzgerald vs. Navy (11/10/07)
Returned a kickoff for a TD	100 yards by Darvin Kidsy at Rice (10/25/14)
Returned a punt for a TD	75 yards by Darvin Kidsy vs Nicholls (9/20/14)
Returned an INT for a TD.....	98 yards by Zac Whitfield vs Nicholls (9/20/14)
Returned a fumble for a TD	45 yards by Kishawn McClain vs. UTSA (10/31/15)
Blocked a punt	Calvin Minor at Tennessee (11/14/15)
Returned a blocked punt for TD	0 yards by Jarrian Roberts vs. Tulsa (11/30/13)
Blocked a FG	Zach Orr vs. UTEP (11/9/13)
Returned a blocked punt for a TD.....	0 yards by Zac Whitfield at Georgia (9/21/13)
Returned a blocked FG for a TD.....	66 yards by Phillip Littlejohn vs. Idaho (10/4/97)
Recorded a safety	Team Safety vs. Arkansas St. (11/3/12)

NORTH TEXAS FOOTBALL

OPPONENT LAST TIME.....

Rushing Offense

Rushed for 150 or more yards.....	237 by Tennessee (11/14/15)
Rushed for 200 or more yards.....	237 by Tennessee (11/14/15)
Rushed for 250 or more yards.....	274 by Louisiana Tech (11/7/15)
Rushed for 300 or more yards.....	368 by Portland St. (10/10/15)

Passing Offense

Passed for 300 or more yards.....	400 by WKU (10/15/15)
Passed for 400 or more yards.....	400 by WKU (10/15/15)
Passed for 500 or more yards.....	563 by Houston (9/10/11)

Total Offense

Had more than 400 total yards.....	409 by Tennessee (11/14/15)
Had more than 450 total yards.....	573 by Louisiana Tech (11/7/15)
Had more than 500 total yards.....	573 by Louisiana Tech (11/7/15)

Individual Rushing

Had a player rush for 100 or more yards.....	127 by Alvin Kamara, Tennessee, (11/14/15)
Had 2 players rush for 100 or more yards.....	150 by Tevin Coleman, Indiana (10/4/14); 102 by D. Roberts, Indiana (10/4/14)
Had a player rush for 150 or more yards.....	195 by Kenneth Dixon, Louisiana Tech (11/7/15)
Had a player rush for 200 or more yards.....	245 by Antonio Andrews, WKU (11/24/12)
Had a player rush for 2 or more TD's.....	2 by Alvin Kamara, Tennessee (11/14/15)
Had a player rush for 3 or more TD's.....	6 by Kenneth Dixon, Louisiana Tech (11/7/15)

Individual Passing

Had a player pass for 300 or more yards.....	350 by Brandon Doughty, WKU (10/15/15)
Had a player pass for 400 or more yards.....	408 by Aaron Murray, Georgia (9/21/13)
Had a player pass for 3 or more TD's.....	3 by Alex Kuresa, Portland St., (10/10/15)
Had a player pass for 4 or more TD's.....	4 by Brandon Doughty, WKU (10/15/15)

Individual Receiving

Had a player receive 150 or more yards.....	162 by C. Henderson, Louisiana Tech (11/7/15)
Had a player receive 200 or more yards.....	263 by Trevor Insley, Nevada (10/30/99)
Had 2 players receive 100 or more yards.....	140 by Kyle Griswold; 121 by Anthony Amos, MTSU (10/27/12)
Had a player receive 3 or more TD's.....	3 by Michael Thomas, Southern Miss (10/3/15)

Scoring

Scored 30 or more points.....	56 by Louisiana Tech (11/7/15)
Scored 40 or more points.....	56 by Louisiana Tech (11/7/15)
Scored 50 or more points.....	56 by Louisiana Tech (11/7/15)
Scored 60 or more points.....	66 by Portland St. (10/10/15)

Returned a kickoff for a TD.....	100 yards by Luther Ambrose, ULM, (10/22/11)
Returned a punt for a TD.....	74 yards by Richie Leonard, FIU, (11/22/14)
Returned an INT for a TD.....	88 yards by Bo Bower, 34 yards by Josey Jewell, Iowa, (9/26/15)
Returned a fumble for a TD.....	26 yards by Bryson Abraham, Louisiana Tech, (11/7/15)
Returned a blocked punt for a TD.....	33 yards by Andrew Joseph, Louisiana- Lafayette (10/10/09)
Returned a blocked FG for a TD.....	62 yards by Derrick Strozier, Tulane (10/5/13)
Recorded a safety.....	Team, Troy, (10/24/09)

North Texas Overtime Record (1-1)

October 7, 2006

North Texas 25 FIU 22 7 OT's

September 12, 2009

Ohio 31 North Texas 30 2OT's

NORTH TEXAS FOOTBALL

MEAN GREEN SEASON AND CAREER HIGHS - OFFENSE



Andrew McNulty
Sr • 6-1 • 211
Iowa City, Iowa
Quarterback

#5

2015 Season Highs

Attempts 36 at Iowa (9/26/15)
 Completions 19 vs. Rice (9/19/15)
 Passing Yards 303 vs. Rice (9/19/15)
 Passing TD's 2 vs. Rice (9/19/15)
 Longest Pass 93 vs. Rice (9/19/15)
 Rushing Yards 26 vs. Rice (9/19/15)
 Longest Rush 18 vs. Rice (9/19/15)

Career Highs

Attempts 43 at UTSA (11/29/14)
 Completions 24 at UTSA (11/29/14)
 Passing Yards 303 vs. Rice (9/19/15)
 Passing TD's 2 vs. Rice (9/19/15)
 Longest Pass 93 vs. Rice (9/19/15)
 Rushing Yards 67 at UTEP (11/15/14)
 Longest Rush 65 at UTEP (11/15/14)



DaMarcus Smith
Jr • 6-1 • 216
Louisville, Kentucky
Quarterback

#10

2015 Season Highs

Attempts 45 at LA Tech (11/7/15)
 Completions 25 at LA Tech (11/7/15)
 Passing Yards 234 at LA Tech (11/7/15)
 Passing TD's 4 vs. WKU (10/15/15)
 Longest Pass 46 vs. WKU (10/15/15)
 Rushing Yards 137 vs. UTSA (10/31/15)
 Longest Rush 54 vs. UTSA (10/31/15)

Career Highs

Attempts 45 at LA Tech (11/7/15)
 Completions 25 at LA Tech (11/7/15)
 Passing Yards 234 at LA Tech (11/7/15)
 Passing TD's 4 vs. WKU (10/15/15)
 Longest Pass 46 vs. WKU (10/15/15)
 Rushing Yards 137 vs. UTSA (10/31/15)
 Longest Rush 54 vs. UTSA (10/31/15)



Willy Ivery
So • 5-9 • 185
Sulphur Springs, Texas
Running Back

#29

2015 Season Highs

Rushes 6, three times
 Rushing Yards 48 at S. Miss (10/3/15)
 Longest Rush 28 at Iowa (9/26/15)
 Long Reception
 Touchdowns 1, twice
 100-yard rushing games

Career Highs

Rushes 6, twice
 Rushing Yards 48 at S. Miss (10/3/15)
 Longest Rush 28 at Iowa (9/26/15)
 Long Reception 14 vs. Nicholls (9/20/14)
 Touchdowns 1, three times
 100-yard rushing games



Antoinne Jimmerson
Sr • 5-9 • 220
Dallas, Texas
Running Back

#22

2015 Season Highs

Rushes 15 at Iowa (9/26/15)
 Rushing Yards 94 vs. Rice (9/19/15)
 Longest Rush 27 vs. Rice (9/19/15)
 Long Reception 2 at SMU (9/12/15)
 Touchdowns 1 at SMU (9/12/15)
 100-yard rushing games

Career Highs

Rushes 17 vs. FAU (11/8/14)
 Rushing Yards 139 vs. Texas So. (9/8/12)
 Longest Rush 45 vs. Kansas St. (9/15/12)
 Long Reception 78 vs. ULL (10/16/12)
 Touchdowns 2, three times
 100-yard rushing games 2



Jeffrey Wilson
So • 6-0 • 195
Elkhart, Texas
Running Back

#26

2015 Season Highs

Rushes 22, twice
 Rushing Yards 140 at Marshall (10/24/15)
 Longest Rush 38 at Marshall (10/24/15)
 Long Reception 23 vs. Iowa (9/26/15)
 Touchdowns 1 vs. UTSA (10/31/15)
 100-yard rushing games 3

Career Highs

Rushes 22, twice
 Rushing Yards 140 at Marshall (10/24/15)
 Longest Rush 38 at Marshall (10/24/15)
 Long Reception 29 at UTEP (11/15/14)
 Touchdowns 1, twice
 100-yard rushing games 4



Carlos Harris
Sr • 5-8 • 185
Frisco, Texas
Wide Receiver

#9

2015 Season Highs

Receptions 9, twice
 Receiving Yards 193 vs. Rice (9/19/15)
 Touchdowns 2, twice
 Long Reception 93 vs. Rice (9/19/15)
 100-Yard Receiving Games 2

Career Highs

Receptions 15 vs. Southern Miss (10/18/14)
 Receiving Yards 216 vs. Southern Miss (10/18/14)
 Touchdowns 2, twice
 Long Reception 93 vs. Rice (9/19/15)
 100-Yard Receiving Games 5



Darvin Kiddy Jr.
Jr • 6-0 • 183
Missouri City, Texas
Wide Receiver

#4

2015 Season Highs

Receptions 4 at Marshall (10/24/15)
 Receiving Yards 93 vs. WKU (10/15/15)
 Touchdowns 1, twice
 100-Yard Receiving Games
 Long Reception 46 vs. WKU (10/15/15)
 Long Punt Return

Career Highs

Receptions 4, twice
 Receiving Yards 93 vs. WKU (10/15/15)
 Touchdowns 1 vs. WKU (10/15/15)
 100-Yard Receiving Games
 Long Reception 46 vs. WKU (10/15/15)
 Long Kickoff Return 100 at Rice (10/25/14)
 Long Punt Return 75 vs. Nicholls (9/20/14)



Turner Smiley
So • 6-0 • 189
Frisco, Texas
Wide Receiver

#1

2015 Season Highs

Receptions 5 at LA Tech (11/7/15)
 Receiving Yards 56 at S. Miss (10/3/15)
 Touchdowns 1 at LA Tech (11/7/15)
 Long Reception 39 at S. Miss (10/3/15)
 100-Yard Receiving Games

Career Highs

Receptions 5 at LA Tech (11/7/15)
 Receiving Yards 77 at UAB (10/11/14)
 Touchdowns 1, twice
 Long Reception 44 at UAB (10/11/14)
 100-Yard Receiving Games



Tee Goree
Fr • 6-3 • 173
Carthage, Texas
Wide Receiver

#3

2015 Season Highs

Receptions 2, twice
 Receiving Yards 29 vs. WKU (10/15/15)
 Touchdowns 1 vs. WKU (10/15/15)
 Long Reception 20 vs. WKU (10/15/15)
 100-Yard Receiving Games

Career Highs

Receptions 2, twice
 Receiving Yards 29 vs. WKU (10/15/15)
 Touchdowns 1 vs. WKU (10/15/15)
 Long Reception 20 vs. WKU (10/15/15)
 100-Yard Receiving Games

NORTH TEXAS FOOTBALL

MEAN GREEN SEASON AND CAREER HIGHS - OFFENSE/DEFENSE/SPECIAL TEAMS



Marcus Smith
Sr • 6-4 • 242
San Antonio, Texas
Tight End
#18

2015 Season Highs

Receptions 5 at Tennessee (11/14/15)
Receiving Yards 46 at Tennessee (11/14/15)
Touchdowns
Long Reception 13 at LA Tech (11/7/15)

Career Highs

Receptions 4, twice
Receiving Yards 55 vs. Nicholls (9/20/14)
Touchdowns 1, six times
Long Reception 41 vs. Nicholls (9/20/14)



Chad Polk
Sr • 6-0 • 231
Dallas, Texas
Defensive End
#42

2015 Season Highs

Tackles 4 at Tennessee (11/14/15)
Tackles For Loss 1.0 vs. UTSA (10/31/15)
Sacks 1.0 vs. UTSA (10/31/15)
Interceptions

Career Highs

Tackles 7 vs. Nicholls (9/20/14)
Tackles For Loss 3.0 vs. FAU (11/8/14)
Sacks 2.0 vs. Nicholls (9/20/14)
Interceptions



Jarrian Roberts
Jr • 6-2 • 252
Clarksville, Texas
Defensive End
#30

2015 Season Highs

Tackles 6, twice
Tackles For Loss 4.5 vs. Rice (9/19/15)
Sacks 3.0 vs. Rice (9/19/15)
Interceptions

Career Highs

Tackles 6 vs. Rice (9/19/15)
Tackles For Loss 4.5 vs. Rice (9/19/15)
Sacks 3.0 vs. Rice (9/19/15)
Interceptions



Austin Orr
Sr • 6-4 • 264
Seabrook, Texas
Defensive Tackle
#91

2015 Season Highs

Tackles 6 at Marshall (10/24/15)
Tackles For Loss 1.0, three times
Sacks 0.5 at Marshall (10/24/15)
Interceptions

Career Highs

Tackles 7 at UTEP (11/15/15)
Tackles For Loss 1.0, six times
Sacks 1.0, twice
Interceptions




Malik Dilonga
Jr • 6-4 • 252
Cedar Hill, Texas
Defensive End
#56

2015 Season Highs

Tackles 3 at Marshall (10/24/15)
Tackles For Loss 1.5 at Marshall (10/24/15)
Sacks 1.0, twice
Interceptions

Career Highs

Tackles 4 vs. Nicholls (9/20/14)
Tackles For Loss 1.5, three times
Sacks 1.0, four times
Interceptions



Andy Flusche
So • 6-3 • 259
Cedar Hill, Texas
Defensive End
#99

2015 Season Highs

Tackles 5 vs. Rice (9/19/15)
Tackles For Loss 1.5 vs. Portland St. (10/10/15)
Sacks
Interceptions

Career Highs

Tackles 5 vs. Rice (9/19/15)
Tackles For Loss 1.5 vs. Portland St. (10/10/15)
Sacks 1.0 vs. Nicholls (9/20/14)
Interceptions



Fred Scott
Jr • 5-11 • 233
Kennedale, Texas
Linebacker
#32

2015 Season Highs

Tackles 9, twice
Tackles For Loss 2.0 vs. Rice (9/19/15)
Sacks 1.0 vs. Rice (9/19/15)
Interceptions

Career Highs

Tackles 9, twice
Tackles For Loss 2.0 vs. Rice (9/19/15)
Sacks 1.0 vs. Rice (9/19/15)
Interceptions



Brandon Garner
Fr • 5-11 • 225
Mansfield, Texas
Linebacker
#37

2015 Season Highs

Tackles 5 at Iowa (9/26/15)
Tackles For Loss 2.0 at Iowa (9/26/15)
Sacks 1.0 at Tennessee (11/14/15)
Interceptions

Career Highs

Tackles 3 vs. Rice (9/19/15)
Tackles For Loss 2.0 at Iowa (9/26/15)
Sacks 1.0 at Tennessee (11/14/15)
Interceptions



Blake Bean
Sr • 6-1 • 223
El Dorado, Kansas
Linebacker
#27

2015 Season Highs

Tackles 12 vs. Rice (9/19/15)
Tackles For Loss
Sacks
Interceptions

Career Highs

Tackles 12 vs. Rice (9/19/15)
Tackles For Loss
Sacks
Interceptions

NORTH TEXAS FOOTBALL

MEAN GREEN SEASON AND CAREER HIGHS - DEFENSE/SPECIAL TEAMS



Anthony Wallace
Sr • 6-0 • 227
Dallas, Texas
Linebacker

#43

2015 Season Highs

Tackles 13 vs. WKU (10/15/15)
Tackles For Loss 1.5 at Iowa (9/26/15)
Sacks
Interceptions

Career Highs

Tackles 13 vs. WKU (10/15/15)
Tackles For Loss 1.5 at Iowa (9/26/15)
Sacks
Interceptions



Zac Whitfield
Sr • 5-9 • 190
Sherman, Texas
Cornerback

#24

2015 Season Highs

Tackles 10 at Tennessee (11/14/15)
Tackles For Loss 1.5 at Tennessee (11/14/15)
Sacks
Interceptions 1, twice

Career Highs

Tackles 10 vs. Arkansas St. (11/3/12)
Tackles For Loss 1.5 at Tennessee (11/14/15)
Sacks
Interceptions 2 vs. La. Tech (10/19/13)



Chad Davis
Jr • 5-10 • 181
Richmond, Texas
Cornerback

#16

2015 Season Highs

Tackles 4, three times
Tackles For Loss 1.0 at SMU (9/12/15)
Sacks 1.0 at SMU (9/12/15)
Interceptions 1 at Tennessee (11/14/15)

Career Highs

Tackles 4, three times
Tackles For Loss 1.0 at SMU (9/12/15)
Sacks 1.0 at SMU (9/12/15)
Interceptions 1, twice



Kishawn McClain
So • 5-11 • 201
Rosenberg, Texas
Safety

#23

2015 Season Highs

Tackles 16 vs. Rice (9/19/15)
Tackles For Loss 1.0 at Tennessee (11/14/15)
Sacks
Interceptions

Career Highs

Tackles 16 vs. Rice (9/19/15)
Tackles For Loss 1.0 at Tennessee (11/14/15)
Sacks
Interceptions 1 vs. S. Miss (10/18/14)



James Gray
Jr • 6-0 • 190
Atlanta, Georgia
Safety

#21

2015 Season Highs

Tackles 12 vs. Rice (9/19/15)
Tackles For Loss 1.0, twice
Sacks
Interceptions

Career Highs

Tackles 12 vs. Rice (9/19/15)
Tackles For Loss 1.0, twice
Sacks
Interceptions



Ashton Preston
Fr • 5-10 • 183
Edmond, Oklahoma
Cornerback

#41

2015 Season Highs

Tackles 3 vs. WKU (10/15/15)
Tackles For Loss
Sacks
Interceptions

Career Highs

Tackles 3 vs. WKU (10/15/15)
Tackles For Loss
Sacks
Interceptions



Nate Brooks
Fr • 6-0 • 170
Whitehouse, Texas
Cornerback

#34

2015 Season Highs

Tackles 9 vs. WKU (10/15/15)
Tackles For Loss 2.5 vs. WKU (11/05/15)
Sacks
Interceptions

Career Highs

Tackles 9 vs. WKU (10/15/15)
Tackles For Loss 2.5 vs. WKU (10/15/15)
Sacks
Interceptions



Trevor Moore
So. • 5-11 • 194
Edmond, Oklahoma
Kicker


#30

2015 Season Highs

Longest FG 38, twice
FG's in a game 3 vs. Iowa (9/26/15)

Career Highs

Longest Kick 47 vs. SMU (9/6/14)
FG's in a game 5 vs. SMU (9/6/14)



Blake Macek
Jr • 5-11 • 190
Sulphur Springs, Texas
Punter

#40

2015 Season Highs

Longest Punt 41 vs. Portland St. (10/10/15)
Number of Punts 2, twice

Career Highs

Longest Punt 61 vs Georgia (9/21/13)
Number of Punts 9 vs Georgia (9/21/13)



Eric Keena
Jr. • 6-2 • 175
Keller, Texas
Punter

#84

2015 Season Highs

Longest Punt 63 at S. Miss (10/3/15)
Number of Punts 8, three times

Career Highs

Longest Punt 71 at UAB (10/11/14)
Number of Punts 8, three times

NORTH TEXAS FOOTBALL

DEPTH CHART

OFFENSE

LT	66	MICHAEL BANOGU, 6-5, 299, SR., SQ, MCKINNEY, TX
	71	JORDAN MURRAY, 6-9, 360, FR., HS, COPPELL, TX -OR- 76 HARRISON SORGE, 6-5, 311, SO., SQ, WICHITA FALLS, TX
LG	64	SAM RICE, 6-4, 297, JR. TR, COPPELL, TX
	72	RYAN RENTFRO, 6-4, 314, JR., 1L, FLOWER MOUND, TX
C	50	KAYDON KIRBY, 6-3, 320, JR., 2L, FLOWER MOUND, TX
	54	CREIGHTON BARR, 6-3, 302, FR, HS FLOWER, MOUND, TX
RG	65	MICAH THOMPSON, 6-4, 299, SR., 2L, JONES, OK
	60	AVERY FORTENBERRY, 6-5, 297, FR., RS, ERA, TX
RT	67	CHRIS MILES, 6-4, 299, FR., RS, FLOWER, MOUND, TX
	73	GARRETT GUNTER, 6-4, 293, JR. TR, SPRING BRANCH, TX
WR	1	TURNER SMILEY, 6-0, 189, So., 1L, FRISCO, TX
	3	TEE GOREE, 6-3, 173, FR., RS, CARTHAGE, TX
WR	9	CARLOS HARRIS, 5-8, 185, SR., 3L, FRISCO, TX-
	4	DARVIN KIDSY, 6-0, 183, JR., 2L, MISSOURI CITY, TX
WR	11	THADDEOUS THOMPSON, 6-2, 202, JR., TR, CIBOLO, TX
	2	O'KEERON RUTHERFORD, 6-5, 190, FR., RS, CARTHAGE, TX
TE	18	MARCUS SMITH, 6-4, 242, SR., 2L, SAN ANTONIO, TX
	14	CHRIS LOVING, 6-4, 258, SR., 1L, KLEIN, TX
RB	26	JEFFREY WILSON, 6-0, 195, 1L, ELKHART, TX
	22	ANTOINETTE JIMMERSON, 5-9, 220, SR., 3L, DALLAS, TX -OR- 29 WILLY IVERY, 5-8, 185, SQ, SULPHUR SPRINGS, TX
QB	10	DAMARCUS SMITH, 6-1, 216, JR., TR, LOUISVILLE, KY
	5	ANDREW McNULTY, 6-1, 211, SR, 2L, IOWA CITY, IA -OR- 8 JOSH GREER, 6-5, 212, 1L, ARLINGTON, TX

DEFENSE

DT	91	AUSTIN ORR, 6-4, 264, SR., 2L, SEABROOK, TX
	49	RODERICK YOUNG, 6-1, 287, FR., HS, SPRING, TX
DT	48	SIR CALVIN WALLACE, 6-2, 308, JR., 1L, TYLER, TX
	15	T.J. TAAUALO, 6-2, 287, FR., RS, KELLER, TX
DE	30	JARRIAN ROBERTS, 6-2, 252, JR., 1L, CLARKSVILLE, TX
	90	TILLMAN JOHNSON, 6-1, 248, So., 1L, ROUND ROCK, TX -OR- 42 CHAD POLK, 6-0, 231, SR., 3L, DALLAS, TX
DE	56	MALIK DILONGA, 6-4, 264, JR., 1L, CEDAR HILL, TX
	99	ANDY FLUSCHE, 6-3, 259, So., 1L, MUENSTER, TX -OR- 7 JAREID COMBS, 6-3, 258, JR., TR, MINNEAPOLIS, MN
MLB	43	ANTHONY WALLACE, 6-0, 227, SR. 1L, DALLAS, TX
	51	DARRIEN McNAIR, 6-3, 211, FR, HS, Ocala, FL
OLB	32	FRED SCOTT, 5-11, 233, JR., 1L, KENNEDALE, TX -OR-
	17	CORTNEY FINNEY, 5-11, 220, JR., TR, BAY CITY, TX
OLB	37	BRANDON GARNER, 5-11, 225, FR., RS, MANSFIELD, TX -OR-
	3	CALVIN MINOR, 6-3, 213, So., 1L, LEWISVILLE, TX
CB	34	NATE BROOKS, 6-0, 170, FR., HS, WHITEHOUSE, TX
	24	ZAC WHITFIELD, 5-9, 190, SR., 3L, SHERMAN, TX
CB	16	CHAD DAVIS, 5-10, 181, JR., 2L, RICHMOND, TX
	41	ASHTON PRESTON, 5-10, 183, FR., HS, EDMOND, OK
FS	23	KISHAWN McCLAIN, 5-11, 201, So., 1L, ROSENBERG, TX
	5	MATTHEW DASH, 6-0, 188, SR., SQ, WILLINGBORO, NJ
SS	21	JAMES GRAY, 6-0, 190, JR., TR, ATLANTA, GA
	19	JOHN SCHILLECI, 6-1, 201, JR., 2L, DENTON, TX

SPECIAL TEAMS

PK	30	TREVOR MOORE, 5-11, 194, So., 1L, EDMOND, OK
	84	ERIC KEENA, 6-2, 175, JR., 1L, KELLER, TX
P	84	ERIC KEENA, 6-2, 175, JR., 1L, KELLER, TX
	40	BLAKE MACEK, 5-11, 190, JR., 2L, SULPHUR SPRINGS, TX
KR	4	DARVIN KIDSY, 6-0, 183, JR., 2L, MISSOURI CITY, TX
	21	JAMES GRAY, 6-0, 190, JR., TR, ATLANTA, GA
PR	13	TRE JOHNSON, 5-6, 153, JR., TR, SAN ANTONIO, TX
	4	DARVIN KIDSY, 6-0, 183, JR., 2L, MISSOURI CITY, TX
DS	58	TONY JOHNSON, 6-1, 216, JR., 1L, FORT WORTH, TX
PH	40	BLAKE MACEK, 5-11, 190, JR., 2L, SULPHUR SPRINGS, TX
KO	84	ERIC KEENA, 6-2, 175, JR., 1L, KELLER, TX

Pronunciation Guide

Michael Banogu	Ban-nuh-goo
Jareid Combs.....	Jared
Malik Dilonga.....	Ma-Leek Dill-Long-UH
B.J. Ebozue	E-Bose-E
Andy Flusche.....	Flu-Shee
Tee Goree	T- Gore-E
Mustafa Haboul.....	HA-Boul
Eric Keena.....	Kean-NAH
Blake Macek.....	MA-Sick
Jakii Moore	Juh-Key
John Schilleci.....	Sha-Lay-See
T.J. Tauaalo.....	Towah-Low-
Elex Woodworth	EL-X Woodworth

NORTH TEXAS FOOTBALL

MEAN GREEN CAREER STARTS

<u>WR</u>	
Smiley	12
T. Thompson	6

<u>RB</u>	
Wilson	7
Jimmerson	5
Tucker	1

<u>WR</u>	
Harris	33

<u>FB</u>	
Lynn	2

<u>QB</u>	
McNulty	13
D. Smith	5
Greer	3

<u>WR</u>	
Kidsy	7
Goree	6

<u>TE</u>	
M. Smith	20
Chris Loving	1

<u>RT</u>	
Miles	10

<u>RG</u>	
Thompson	10

<u>C</u>	
Kirby	35

<u>LG</u>	
Rice	16
*- six starts at SMU in '13	

<u>LT</u>	
Banogu	11
Murray	1

<u>DE</u>	
Roberts	15

<u>DT</u>	
Wallace	18

<u>DT</u>	
Orr	13
Young	2

<u>DE</u>	
Polk	13
Dilonga	7
Flusche	4
Combs	2

<u>LOLB</u>	
Ellis	6
Garner	5
Marshall	4
Minor	4

<u>MLB</u>	
Scott	12
Wallace	8
Bean	2

<u>ROLB</u>	
Scott	10
Finney	0

<u>CB</u>	
Buyers	23
Whitfield	21
Brooks	5

<u>CB</u>	
Davis	9
Marshall	2
Preston	1

<u>SS</u>	
McClain	12
Dash	1

<u>FS</u>	
Gray	10

NORTH TEXAS FOOTBALL

ROSTER - NUMERICAL

No.	Name	Pos.	Ht.	Wt.	Cl.	Exp	Hometown (Last School)
1	Smiley, Turner	WR	6-0	189	So.	1L	Frisco, Texas (Wakeland HS)
2	Rutherford, O'Keeron	WR	6-5	190	Fr.	RS	Carthage, Texas (Carthage HS)
3	Goree, Tee	WR	6-3	173	Fr.	RS	Carthage, Texas (Carthage HS)
4	Moore, Jakii	DB	6-1	203	Jr.	TR	Tulsa, Oklahoma (UAB)
4	Kidsy, Darvin	WR	6-0	183	Jr.	2L	Missouri City, Texas (Elkins HS)
5	Dash, Matthew	DB	6-0	188	Sr.	SQ	Willingboro, New Jersey (LA Pierce JC)
5	McNulty, Andrew	QB	6-1	211	Sr.	2L	Iowa City, Iowa (Iowa City HS)
6	Ellis, Sed	LB	6-3	201	Jr.	2L	Paris, Texas (Paris HS)
7	Combs, Jared	DE	6-3	258	Jr.	TR	Minneapolis, Minnesota (Iowa Central CC)
7	Means, Connor	QB	6-4	215	Fr.	RS	Deer Park, Texas (Deer Park HS)
8	Greer, Josh	QB	6-5	212	Jr.	1L	Arlington, Texas (Navarro JC)
8	Marshall, Jamal	DB	6-3	203	Sr.	3L	Missouri City, Texas (Fort Bend Elkins HS)
9	Harris, Carlos	WR	5-8	185	Sr.	3L	Frisco, Texas (Frisco HS)
10	Minor, Calvin	LB	6-3	213	So.	1L	Lewisville, Texas (Lewisville HS)
10	Smith, DaMarcus	QB	6-1	216	Jr.	TR	Louisville, Kentucky (Butler CC)
11	Thompson, Thaddeous	WR	6-2	202	Jr.	TR	Cibolo, Texas (Scottsdale CC)
11	Wells, Sam	DB	6-0	193	Fr.	RS	Commerce, Texas (Commerce HS)
13	Cousins, Josh	QB	6-1	207	So.	TR	Argyle, Texas (Northeastern Oklahoma State)
13	Johnson, Tre	RB	5-6	153	Jr.	TR	San Antonio, Texas (Cisco JC)
13	Rhone, Kerrick	DB	5-10	180	Sr.	TR	Pflugerville, Texas (Kent State)
14	Loving, Chris	TE	6-4	258	Sr.	1L	Klein, Texas (Blinn CC)
15	Chumley, Caleb	QB	6-5	240	Fr.	HS	Longview, Texas (Pine Tree HS)
15	Tauaalo, T.J.	DT	6-2	287	Fr.	RS	Keller, Texas (Central HS)
16	Davis, Chad	DB	5-10	181	Jr.	2L	Richmond, Texas (Bush HS)
16	Grimm, Nate	WR	6-4	207	Fr.	RS	Cedar Park, Texas (New Mexico St.)
17	Finney Cortney	LB	5-11	220	Jr.	TR	Bay City, Texas (Trinity Valley CC)
18	Smith, Marcus	TE	6-4	242	Sr.	2L	San Antonio, Texas (Warren HS)
19	Schilleci, John	DB	6-0	201	Jr.	2L	Denton, Texas (Guyer HS)
19	Shanbour, Quinn	QB	6-0	191	So.	SQ	Oklahoma City, Oklahoma (Heritage Hall HS)
20	Fernandes, Cedric	DB	5-10	176	Fr.	RS	Arlington, Texas (Martin HS)
20	Rollins, Rex	RB	6-1	206	Jr.	1L	Tyler, Texas (Chapel Hill HS)
21	Gray, James	DB	6-0	190	Jr.	TR	Atlanta, Georgia (Fort Scott CC)
22	Jimmerson, Antoinne	RB	5-9	220	Sr.	3L	Dallas, Texas (DeSoto HS)
23	McClain, Kishawn	DB	5-11	201	So.	1L	Rosenberg, Texas (Terry HS)
24	Whitfield, Zac	DB	5-9	190	Sr.	3L	Sherman, Texas (Sherman HS)
25	Tucker, Andrew	RB	6-0	203	So.	1L	Tyler, Texas (Chapel Hill HS)
26	Wilson, Jeffrey	RB	6-0	195	So.	1L	Elkhart, Texas (Elkhart HS)
27	Bean, Blake	LB	6-1	223	Sr.	TR	El Dorado, Kansas (Buffalo)
27	Prater, Dennis	WR	6-1	175	Fr.	HS	Copperas Cove, Texas (Copperas Cove HS)
29	Ivery, Willy	RB	5-9	185	So.	SQ	Sulphur Springs, Texas (Sulphur Springs HS)
29	Strauss, Garrett	DB	6-0	195	Fr.	HS	San Antonio, Texas (Reagan HS)
30	Moore, Trevor	K	5-11	194	So.	1L	Edmond, Oklahoma (Edmond North HS)
30	Roberts, Jarrrian	DE	6-2	252	Jr.	1L	Clarksville, Texas (Clarksville HS)
31	Buyers, Kenny	DB	5-11	185	Sr.	2L	Hurst, Texas (L.D. Bell HS)
31	Shields, Tim	WR	5-7	174	Jr.	TR	Dallas, Texas (Tyler JC)
32	Ezzard, A.J.	RB	5-10	207	Fr.	RS	Southlake, Texas (Carroll HS)
32	Scott, Fred	LB	5-11	233	Jr.	1L	Kennedale, Texas (Kennedale HS)
34	Brooks, Nate	DB	6-0	170	Fr.	HS	Whitehouse, Texas (Whitehouse HS)
34	Porter, Marcell	RB	5-7	177	So.	TR	Abilene, Texas (West Texas A&M)
36	Maki, Cannon	FB	6-0	230	Fr.	RS	Fort Worth, Texas (All Saints HS)
36	Montgomery, Jalen	LB	5-11	217	So.	SQ	Mesquite, Texas (Mesquite HS)
37	Davis, Connor	WR	5-10	193	Jr.	TR	Grapevine, Texas (Texas Lutheran)
37	Garner, Brandon	LB	5-11	225	Fr.	RS	Mansfield, Texas (Timberview HS)
38	Jones, Andrew	DB	6-1	173	Fr.	RS	Mesquite, Texas (North Mesquite HS)
39	Lynn, Jarrod	TE	6-0	244	Sr.	1L	Grapevine, Texas (Grapevine HS)
39	Robinson, Taylor	DB	5-11	191	Fr.	HS	Keller, Texas (Central HS)
40	Macek, Blake	P	5-11	190	Jr.	2L	Sulphur Springs, Texas (Sulphur Springs HS)
41	Preston, Ashton	DB	5-10	183	Fr.	HS	Edmond, Oklahoma (Santa Fe HS)
42	Polk, Chad	DE	6-0	231	Sr.	3L	Dallas, Texas (Woodrow Wilson HS)
43	Wallace, Anthony	LB	6-0	227	Sr.	1L	Dallas, Texas (Oregon)
44	Moore, Sid	DL	6-1	261	So.	1L	Van, Texas (Van HS)
44	Nelson, Taylor	RB	5-11	195	So.	TR	Carrollton, Texas (Prince of Peace HS)
45	Forbes, Willie	WR	6-2	190	Sr.	SQ	Frisco, Texas (Liberty HS)
46	Smith, A.J.	LB	6-2	225	Sr.	SQ	Miami, Oklahoma (NE Oklahoma A&M)
48	Wallace, Sir Calvin	DT	6-2	308	Jr.	1L	Tyler, Texas (Chapel Hill HS)
49	Young, Roderick	DT	6-1	287	Fr.	HS	Spring, Texas (Dekaney HS)
50	Kirby, Kaydon	OL	6-3	320	Jr.	2L	Flower Mound, Texas (Flower Mound HS)
50	Smith, Dakota	DE	6-4	234	Jr.	TR	Plano, Texas (Trinity Valley CC)
51	Davis, Jake	DS	6-0	210	Fr.	RS	Katy, Texas (Seven Lakes HS)
51	McNair, Darrien	LB	6-3	211	Fr.	HS	Ocala, Florida (Trinity Catholic HS)
52	Schwartz, Braelon	LB	6-0	226	So.	RS	Arlington, Texas (Stephen F. Austin)
53	LeMasters, William	LB	6-2	213	Fr.	HS	Dallas, Texas (Parish Episcopal HS)
54	Barr, Creighton	OL	6-3	302	Fr.	HS	Flower Mound, Texas (Marcus HS)
56	Dilonga, Malik	DE	6-4	264	Jr.	1L	Cedar Hill, Texas (Trinity Christian School)
57	Garror, Joustin	LB	5-11	223	Jr.	TR	Mobile, Alabama (Baker HS)
57	Santos, Bernie	OL	6-3	320	Fr.	HS	Denton, Texas (Guyer HS)
58	Johnson, Tony	DS	6-1	216	Jr.	1L	Fort Worth, Texas (South Grand Prairie HS)
60	Fortenberry, Avery	OL	6-5	297	Fr.	RS	Era, Texas (Era HS)
61	Kyle, Darin	DS	6-2	230	So.	HS	Spring, Texas (Klein Collins HS)
62	Weideman, Nick	LB	6-3	200	Fr.	HS	McKinney, Texas (McKinney Christian School)
64	Rice, Sam	OL	6-4	297	Jr.	TR	Coppell, Texas (SMU)
65	Thompson, Micah	OL	6-4	300	Sr.	2L	Jones, Oklahoma (Jones HS)
66	Banogu, Michael	OL	6-5	299	Sr.	SQ	McKinney, Texas (Prosper HS)
67	Miles, Chris	OL	6-4	299	Fr.	RS	Flower Mound, Texas (Flower Mound HS)
68	Munden, Chett	OL	6-5	305	Fr.	HS	Marshall, Texas (Marshall HS)
69	Mealey, Kyle	OL	6-2	302	Fr.	HS	Austin, Texas (Bowie HS)
70	Keenan, Trey	OL	6-5	272	Jr.	TR	Argyle, Texas (Texas Tech)
71	Murray, Jordan	OL	6-9	360	Fr.	HS	Coppell, Texas (Coppell HS)
72	Rentfro, Ryan	OL	6-4	314	Jr.	1L	Flower Mound, Texas (Marcus HS)
73	Gunter, Garrett	OL	6-4	293	Jr.	TR	Spring Branch, Texas (Trinity Valley CC)
74	Siegert, Jordan	OL	6-5	313	Fr.	HS	Cedar Park, Texas (Cedar Park HS)
76	Sorge, Harrison	OL	6-5	311	So.	SQ	Wichita Falls, Texas (Rider HS)
77	Woodworth, Elex	OL	6-4	284	Fr.	HS	Mesquite, Texas (Horn HS)
78	Trussell, Connor	OL	6-5	303	Jr.	SQ	Arlington, Texas (Martin HS)
79	Walker, Dominick	OL	6-5	294	So.	SQ	Sugar Land, Texas (Austin HS)
80	Bendy, Rodney	WR	6-5	196	Fr.	HS	Tyler, Texas (John Tyler HS)
81	Khan, Daniel	WR	5-11	180	Fr.	RS	Sherman Oaks, California (Notre Dame HS)
82	Bradley II, D'Aundrey	WR	6-2	180	Fr.	HS	Cedar Hill, Texas (Cedar Hill HS)
83	Culberson, Gavin	WR	5-11	188	Fr.	HS	Magnolia, Texas (Magnolia HS)
84	Keena, Eric	P	6-2	175	Jr.	1L	Keller, Texas (Sunrise Mountain HS)
85	Ebozue, B.J.	WR	5-11	197	So.	TR	Grand Prairie, Texas (Evangel University)
86	Dillman, Kevin	TE	6-4	249	Fr.	HS	Denton, Texas (Guyer HS)
87	Smith, Kelvin	TE	6-2	252	Fr.	HS	Spring, Texas (Dekaney HS)
88	Reinhardt, Wylie	TE	6-4	261	So.	SQ	Saginaw, Texas (Saginaw HS)
89	Robinson, Willie	WR	6-0	185	Jr.	TR	Fort Worth, Texas (Tyler JC)
90	Johnson, Tillman	DE	6-1	248	So.	1L	Round Rock, Texas (McNeil HS)
91	Orr, Austin	DT	6-4	264	Sr.	2L	Seabrook, Texas (Clear Lake HS)
92	Enterline, Trey	DS	6-3	225	Jr.	SQ	Arlington, Texas (Martin HS)
92	Flewelles, Christian	FB	6-0	240	Jr.	HS	Duncanville, Texas (Duncanville HS)
93	Combes, Julius	DT	6-1	313	Fr.	HS	Washington, D.C. (DeMatha HS)
95	Howard, Eli	DE	6-4	247	Fr.	HS	San Angelo, Texas (Central HS)
97	Harrison, DeMikal	DT	6-3	324	Fr.	HS	Midwest City, Oklahoma (Midwest HS)
98	Wegmann, R.D.	DT	6-3	265	Fr.	HS	Wichita Falls, Texas (Rider HS)
99	Flusche, Andy	DE	6-3	259	So.	1L	Muenster, Texas (Muenster HS)

NORTH TEXAS FOOTBALL

2015 NORTH TEXAS COMBINED TEAM STATISTICS

Date	Opponent	Score	Att.	Record:	Overall	Home	Away	Neutral					
Sep 12, 2015	at SMU	L 13-31	25401	All games	1-9	1-3	0-6	0-0					
* Sep 19, 2015	RICE	L 24-38	19602	Conference	1-5	1-2	0-3	0-0					
Sep 26, 2015	at IOWA	L 16-62	56041	Non-Conference	0-4	0-1	0-3	0-0					
* Oct 03, 2015	at Southern Miss	L 14-49	26430	Team Statistics									
Oct 10, 2015	PORTLAND ST.	L 7-66	19801	FIRST DOWNS		NT	OPP						
* Oct 15, 2015	WKU	L 28-55	10155	Rushing		196	265						
* Oct 24, 2015	at Marshall	L 13-30	27217	Passing		102	132						
* Oct 31, 2015	UTSA	W 30-23	10292	Penalty		79	111						
* Nov 07, 2015	at Louisiana Tech	L 13-56	16986	RUSHING YARDAGE		1584	2527						
Nov 14, 2015	at Tennessee	L 0-24	96197	Rushing Attempts		366	444						
				Average Per Rush		4.3	5.7						
				Average Per Game		158.4	252.7						
				TDs Rushing		6	35						
				PASSING YARDAGE		1728	2754						
				Comp-Att-Int		163-350-9	218-316-3						
				Average Per Pass		4.9	8.7						
				Average Per Catch		10.6	12.6						
				Average Per Game		172.8	275.4						
				TDs Passing		12	20						
				TOTAL OFFENSE		3312	5281						
				Average Per Play		4.6	6.9						
				Average Per Game		331.2	528.1						
				KICK RETURNS: #-Yards		45-912	21-528						
				PUNT RETURNS: #-Yards		14-119	17-178						
				INT RETURNS: #-Yards		3-23	9-151						
				FUMBLES-LOST		20-11	12-8						
				PENALTIES-Yards		58-509	53-505						
				PUNTS-AVG		65-41.5	33-40.7						
				TIME OF POSSESSION/Game		26:25	33:35						
				3RD-DOWN Conversions		51/153	74/137						
				4TH-DOWN Conversions		12/23	7/15						
				Interceptions	no.	yds	avg	td	lg				
				WHITFIELD, Zac	2	6	3.0	0	6				
				DAVIS, Chad	1	0	0.0	0	0				
				Punting	no.	yds	avg	lg	tb	fc	i20	50+	blk
				KEENA, Eric	49	2154	44.0	63	2	22	12	11	1
				MACEK, Blake	14	502	35.9	51	5	5	6	1	1
				TEAM	2	44	22.0	31	0	0	1	0	0
				Punt Returns	no.	yds	avg	td	lg				
				KIDSY, Darvin	8	32	4.0	0	20				
				JOHNSON, Tre	6	87	14.5	0	37				
				Total	14	119	8.5	0	37				
				Opponents	17	178	10.5	0	38				
				Kick Returns	no.	yds	avg	td	lg				
				BRADLEY, D.	17	330	19.4	0	33				
				WILSON, Jeffrey	10	219	21.9	0	50				
				KIDSY, Darvin	6	129	21.5	0	27				
				JOHNSON, Tre	5	151	30.2	0	53				
				GRAY, James	4	64	16.0	0	21				
				ROBERTS, J.	2	4	2.0	0	4				
				SMILEY, Turner	1	15	15.0	0	15				
				Total	45	912	20.3	0	53				
				Opponents	21	528	25.1	0	89				
				All Purpose	g	rush	rcv	pr	kr	ir	total	avg/g	
				WILSON, Jeffrey	8	735	42	0	219	0	996	124.5	
				HARRIS, Carlos	10	18	688	0	0	0	706	70.6	
				SMITH, DaMarcu	8	349	0	0	0	0	349	43.6	
				KIDSY, Darvin	10	0	187	32	129	0	348	34.8	
				BRADLEY, D.	8	0	0	0	330	0	330	41.2	
				Total	10	1584	1728	119	912	23	4366	436.6	
				Opponents	10	2527	2754	178	528	151	6138	613.8	
				Field Goals	fg	pct.	01-19	20-29	30-39	40-49	50-99	lg	blk
				MOORE, Trevor	8-12	66.7	0-0	4-5	4-4	0-2	0-1	38	0
				Scoring	td	fg	PAT			dxp	saf	pts	
				HARRIS, Carlos	7	-	kick	rush	rcv	pass	-	-	42
				MOORE, Trevor	-	8-12	18-18	-	-	-	-	-	42
				IVERY, Willy	2	-	-	-	-	-	-	-	12
				KIDSY, Darvin	2	-	-	-	-	-	-	-	12
				GOREE, Tee	1	-	-	-	-	-	-	-	6
				WILSON, Jeffrey	1	-	-	-	-	-	-	-	6
				JIMMERSON, A.	1	-	-	-	-	-	-	-	6
				EZZARD, A.J.	1	-	-	-	-	-	-	-	6
				LOVING, Chris	1	-	-	-	-	-	-	-	6
				SMILEY, Turner	1	-	-	-	-	-	-	-	6
				MCCLAIN, K.	1	-	-	-	-	-	-	-	6
				SMITH, DaMarcus	1	-	-	-	-	-	-	-	6
				DAVIS, Chad	-	-	-	-	-	-	1	-	2
				Total	19	8-12	18-18	-	-	0-1	1	-	158
				Opponents	58	10-12	56-58	-	-	-	-	-	434
				Total Offense	g	plays	rush	pass	total	avg/g			
				SMITH, DaMarcus	8	260	349	902	1251	156.4			
				WILSON, Jeffrey	8	128	735	0	735	91.9			
				MCNULTY, Andrew	6	172	-36	756	720	120.0			
				IVERY, Willy	9	36	231	0	231	25.7			
				JIMMERSON, A.	8	60	223	0	223	27.9			

NORTH TEXAS FOOTBALL

2015 NORTH TEXAS OVERALL TEAM STATISTICS

Team Statistics	NT	OPP
SCORING	158	434
Points Per Game	15.8	43.4
Points Off Turnovers	33	89
FIRST DOWNS	196	265
Rushing	102	132
Passing	79	111
Penalty	15	22
RUSHING YARDAGE	1584	2527
Yards gained rushing	1923	2708
Yards lost rushing	339	181
Rushing Attempts	366	444
Average Per Rush	4.3	5.7
Average Per Game	158.4	252.7
TDs Rushing	6	35
PASSING YARDAGE	1728	2754
Comp-Att-Int	163-350-9	218-316-3
Average Per Pass	4.9	8.7
Average Per Catch	10.6	12.6
Average Per Game	172.8	275.4
TDs Passing	12	20
TOTAL OFFENSE	3312	5281
Total Plays	716	760
Average Per Play	4.6	6.9
Average Per Game	331.2	528.1
KICK RETURNS: #-Yards	45-912	21-528
PUNT RETURNS: #-Yards	14-119	17-178
INT RETURNS: #-Yards	3-23	9-151
KICK RETURN AVERAGE	20.3	25.1
PUNT RETURN AVERAGE	8.5	10.5
INT RETURN AVERAGE	7.7	16.8
FUMBLES-LOST	20-11	12-8
PENALTIES-Yards	58-509	53-505
Average Per Game	50.9	50.5
PUNTS-Yards	65-2700	33-1342
Average Per Punt	41.5	40.7
Net punt average	36.6	36.5
KICKOFFS-Yards	34-2142	76-4579
Average Per Kick	63.0	60.2
Net kick average	38.6	40.0
TIME OF POSSESSION/Game	26:25	33:35
3RD-DOWN Conversions	51/153	74/137
3rd-Down Pct	33%	54%
4TH-DOWN Conversions	12/23	7/15
4th-Down Pct	52%	47%
SACKS BY-Yards	15-67	24-190
MISC YARDS	0	0
TOUCHDOWNS SCORED	19	58
FIELD GOALS-ATTEMPTS	8-12	10-12
ON-SIDE KICKS	0-1	0-1
RED-ZONE SCORES	(18-25) 72%	(48-55) 87%
RED-ZONE TOUCHDOWNS	(12-25) 48%	(40-55) 73%
PAT-ATTEMPTS	(18-18) 100%	(56-58) 97%
ATTENDANCE	59850	248272
Games/Avg Per Game	4/14962	6/41379
Neutral Site Games		0/0

Score by Quarters	1st	2nd	3rd	4th	OT	Total
North Texas	6	47	27	78	0	158
Opponents	108	130	103	93	0	434

NORTH TEXAS FOOTBALL

2015 NORTH TEXAS GAME-BY-GAME STATISTICS

Date	Opponent	Rushing				Receiving				Passing				Kick Returns				Punt Returns				tot off		
		no.	yds	td	lg	no.	yds	td	lg	cmp	att	int	yds	td	lg	no.	yds	td	lg	no.	yds		td	lg
Sep 12	at SMU	33	112	1	25	16	128	0	19	16	34	2	128	0	19	2	36	0	21	2	18	0	13	240
Sep 19	RICE	27	175	1	27	19	303	2	93	19	35	1	303	2	93	4	112	0	33	1	-2	0	0	478
Sep 26	at IOWA	45	183	0	28	17	173	1	24	17	43	2	173	1	24	3	46	0	18	0	0	0	0	356
Oct 03	at Southern Miss	49	185	1	24	14	201	1	61	14	32	1	201	1	61	5	77	0	24	1	3	0	3	386
Oct 10	PORTLAND ST.	31	76	0	15	16	122	1	17	16	41	0	122	1	17	7	158	0	50	3	15	0	20	198
Oct 15	WKU	35	203	0	33	17	228	4	46	17	35	1	228	4	46	8	156	0	32	1	-2	0	0	431
Oct 24	at Marshall	40	209	0	38	15	128	1	22	15	37	1	128	1	22	3	45	0	15	2	12	0	9	337
Oct 31	UTSA	38	267	3	54	11	104	0	18	11	22	0	104	0	18	2	45	0	24	2	34	0	30	371
Nov 07	at Louisiana Tech	36	82	0	36	25	234	2	30	25	45	1	234	2	30	9	204	0	53	1	37	0	37	316
Nov 14	at Tennessee	32	92	0	16	13	107	0	15	13	26	0	107	0	15	2	33	0	20	1	4	0	4	199
North Texas		366	1584	6	54	163	1728	12	93	163	350	9	1728	12	93	45	912	0	53	14	119	0	37	3312
		444	2527	35	70	218	2754	20	81	218	316	3	2754	20	81	21	528	0	89	17	178	0	38	5281

Games: 10 • Avg/rush: 4.3 • Avg/catch: 10.6 • Pass effic: 94.21 • KR avg: 20.3 • PR avg: 8.5 • All purpose avg/game: 436.6 • Total offense avg/gm: 331.2

Date	Opponent	Tackles				Sacks no-yds	Fumble		Pass Defense			blkd kick	PAT Attempts			off			
		ua	a	total	tfl-yds		ff	fr-yds	int-yds	qbh	brup		kick	rush	rcv	saf	t/o	pts	
Sep 12	at SMU	59	10	69	5.0-33	2.0-7	2	3-0	0-0	2	3	0	1-1	0	0	0	0	3	13
Sep 19	RICE	54	38	92	7.0-28	4.0-16	0	0-0	0-0	0	0	0	3-3	0	0	0	0	0	24
Sep 26	at IOWA	37	42	79	5.0-19	1.0-8	1	2-0	0-0	1	0	0	1-1	0	0	0	0	10	16
Oct 03	at Southern Miss	54	4	58	3.0-7	0.0-0	0	0-0	0-0	1	3	0	2-2	0	0	0	0	0	14
Oct 10	PORTLAND ST.	33	28	61	7.0-18	0.0-0	0	0-0	0-0	0	4	0	1-1	0	0	0	0	0	7
Oct 15	WKU	36	48	84	7.0-17	1.0-5	0	0-0	1-23	0	4	0	4-4	0	0	0	0	7	28
Oct 24	at Marshall	19	80	99	5.0-22	2.0-9	0	0-0	0-0	10	4	0	1-1	0	0	0	0	0	13
Oct 31	UTSA	53	24	77	6.0-14	3.0-9	1	1-45	0-0	0	2	1	4-4	0	0	0	0	7	30
Nov 07	at Louisiana Tech	47	4	51	2.0-3	0.0-0	1	2-0	1-0	1	4	0	1-1	0	0	0	0	6	13
Nov 14	at Tennessee	51	22	73	7.0-22	2.0-13	1	0-0	1-0	1	1	1	0-0	0	0	0	0	0	0
North Texas		443	300	743	54.0-183	15.0-67	6	8-45	3-23	16	25	2	18-18	0	0	0	0	33	158
		395	268	663	63.0-341	24.0-190	15	11-26	9-151	35	44	2	56-58	0	0	0	0	89	434

Date	Opponent	Punting								Field Goals			Kickoffs					
		no.	yds	avg	long	blkd	tb	fc	50+	i20	md-att	long	blkd	no.	yds	avg	tb	ob
Sep 12	at SMU	5	207	41.4	55	0	1	1	1	1	2-3	25	0	4	264	66.0	2	0
Sep 19	RICE	2	69	34.5	51	0	0	0	1	1	1-2	23	0	5	319	63.8	4	0
Sep 26	at IOWA	8	379	47.4	58	0	0	4	3	3	3-3	38	0	5	323	64.6	1	0
Oct 03	at Southern Miss	6	266	44.3	63	0	1	4	1	0	0-1	0	0	3	192	64.0	1	0
Oct 10	PORTLAND ST.	11	474	43.1	59	1	1	7	4	2	0-0	0	0	2	133	66.5	0	0
Oct 15	WKU	7	274	39.1	46	0	0	4	0	2	0-0	0	0	4	255	63.8	3	0
Oct 24	at Marshall	7	298	42.6	49	0	1	3	0	4	2-2	37	0	2	128	64.0	1	0
Oct 31	UTSA	6	229	38.2	48	0	1	1	0	2	0-1	0	0	5	317	63.4	0	0
Nov 07	at Louisiana Tech	5	187	37.4	51	1	1	1	1	2	0-0	0	0	3	185	61.7	0	0
Nov 14	at Tennessee	8	317	39.6	62	0	1	2	1	2	0-0	0	0	1	26	26.0	0	0
North Texas		65	2700	41.5	63	2	7	27	12	19	8-12	38	0	34	2142	63.0	12	0
		33	1342	40.7	59	1	1	4	5	13	10-12	46	0	76	4579	60.2	25	1

NORTH TEXAS FOOTBALL

2015 NORTH TEXAS INDIVIDUAL STATISTICS

Rushing	gp	att	gain	loss	net	avg	td	lg	avg/g
WILSON, Jeffrey	8	128	755	20	735	5.7	1	38	91.9
SMITH, DaMarcus	8	78	458	109	349	4.5	1	54	43.6
IVERY, Willy	9	36	252	21	231	6.4	2	28	25.7
JIMMERSON, A.	8	60	247	24	223	3.7	1	27	27.9
TUCKER, Andrew	9	15	75	0	75	5.0	0	18	8.3
EZZARD, A.J.	5	10	37	3	34	3.4	1	10	6.8
HARRIS, Carlos	10	6	24	6	18	3.0	0	12	1.8
SMILEY, Turner	9	1	10	0	10	10.0	0	10	1.1
ROLLINS, Rex	1	2	8	0	8	4.0	0	6	8.0
LYNN, Jarrod	9	3	2	1	1	0.3	0	1	0.1
GREER, Josh	2	1	0	4	-4	-4.0	0	0	-2.0
MCNULTY, Andrew	6	21	55	91	-36	-1.7	0	18	-6.0
TEAM	6	5	0	60	-60	-12.0	0	0	-10.0
Total	10	366	1923	339	1584	4.3	6	54	158.4
Opponents	10	444	2708	181	2527	5.7	35	70	252.7

Passing	gp	effic	comp-att-int	pct	yds	td	lg	avg/g
SMITH, DaMarcus	8	98.99	86-182-4	47.3	902	8	61	112.8
MCNULTY, Andrew	6	89.67	70-151-4	46.4	756	3	93	126.0
GREER, Josh	2	53.60	5-15-1	33.3	60	0	24	30.0
HARRIS, Carlos	10	480.40	1-1-0	100.0	6	1	6	0.6
KEENA, Eric	10	133.60	1-1-0	100.0	4	0	4	0.4
Total	10	94.21	163-350-9	46.6	1728	12	93	172.8
Opponents	10	161.18	218-316-3	69.0	2754	20	81	275.4

Receiving	gp	no.	yds	avg	td	lg	avg/g
HARRIS, Carlos	10	55	688	12.5	7	93	68.8
SMITH, Marcus	10	27	250	9.3	0	24	25.0
SMILEY, Turner	9	23	245	10.7	1	39	27.2
KIDSY, Darvin	10	13	187	14.4	2	46	18.7
LOVING, Chris	9	12	143	11.9	1	29	15.9
GOREE, Tee	9	8	62	7.8	1	20	6.9
WILSON, Jeffrey	8	8	42	5.2	0	23	5.2
THOMPSON, T.	10	6	58	9.7	0	30	5.8
RUTHERFORD, O.	7	3	17	5.7	0	9	2.4
JIMMERSON, A.	8	2	12	6.0	0	10	1.5
IVERY, Willy	9	2	8	4.0	0	5	0.9
EZZARD, A.J.	5	1	8	8.0	0	8	1.6
TUCKER, Andrew	9	1	4	4.0	0	4	0.4
ROLLINS, Rex	1	1	3	3.0	0	3	3.0
LYNN, Jarrod	9	1	1	1.0	0	1	0.1
Total	10	163	1728	10.6	12	93	172.8
Opponents	10	218	2754	12.6	20	81	275.4

Punt Returns	no.	yds	avg	td	lg
KIDSY, Darvin	8	32	4.0	0	20
JOHNSON, Tre	6	87	14.5	0	37
Total	14	119	8.5	0	37
Opponents	17	178	10.5	0	38

Interceptions	no.	yds	avg	td	lg
WHITFIELD, Zac	2	6	3.0	0	6
DAVIS, Chad	1	0	0.0	0	0
Total	3	23	7.7	0	17
Opponents	9	151	16.8	2	88

Kick Returns	no.	yds	avg	td	lg
BRADLEY, D.	17	330	19.4	0	33
WILSON, Jeffrey	10	219	21.9	0	50
KIDSY, Darvin	6	129	21.5	0	27
JOHNSON, Tre	5	151	30.2	0	53
GRAY, James	4	64	16.0	0	21
ROBERTS, J.	2	4	2.0	0	4
SMILEY, Turner	1	15	15.0	0	15
Total	45	912	20.3	0	53
Opponents	21	528	25.1	0	89

Fumble Returns	no.	yds	avg	td	lg
MCCLAIN, K.	1	45	45.0	1	45
Total	1	45	45.0	1	45
Opponents	1	26	26.0	1	26

NORTH TEXAS FOOTBALL

2015 NORTH TEXAS INDIVIDUAL STATISTICS

Scoring	td	fg	PAT				dpx	saf	pts	Total Offense						
			kick	rush	rcv	pass				q	plays	rush	pass	total	avg/q	
MOORE, Trevor	-	8-12	18-18	-	-	-	-	-	42	SMITH, DaMarcus	8	260	349	902	1251	156.4
HARRIS, Carlos	7	-	-	-	-	-	-	-	42	WILSON, Jeffrey	8	128	735	0	735	91.9
IVERY, Willy	2	-	-	-	-	-	-	-	12	MCNULTY, Andrew	6	172	-36	756	720	120.0
KIDSY, Darvin	2	-	-	-	-	-	-	-	12	IVERY, Willy	9	36	231	0	231	25.7
MCCLAIN, K.	1	-	-	-	-	-	-	-	6	JIMMERSON, A.	8	60	223	0	223	27.9
JIMMERSON, A.	1	-	-	-	-	-	-	-	6	TUCKER, Andrew	9	15	75	0	75	8.3
SMILEY, Turner	1	-	-	-	-	-	-	-	6	GREER, Josh	2	16	-4	60	56	28.0
SMITH, DaMarcus	1	-	-	-	-	-	-	-	6	EZZARD, A.J.	5	10	34	0	34	6.8
GOREE, Tee	1	-	-	-	-	-	-	-	6	HARRIS, Carlos	10	7	18	6	24	2.4
LOVING, Chris	1	-	-	-	-	-	-	-	6	SMILEY, Turner	9	1	10	0	10	1.1
EZZARD, A.J.	1	-	-	-	-	-	-	-	6	ROLLINS, Rex	1	2	8	0	8	8.0
WILSON, Jeffrey	1	-	-	-	-	-	-	-	6	KEENA, Eric	10	1	0	4	4	0.4
DAVIS, Chad	-	-	-	-	-	-	1	-	2	LYNN, Jarrod	9	3	1	0	1	0.1
MACEK, Blake	-	-	-	-	-	0-1	-	-	0	TEAM	6	5	-60	0	-60	-10.0
Total	19	8-12	18-18	-	-	0-1	1	-	158	Total	10	716	1584	1728	3312	331.2
Opponents	58	10-12	56-58	-	-	-	-	-	434	Opponents	10	760	2527	2754	5281	528.1

Field Goals	fg	pct.	01-19	20-29	30-39	40-49	50-99	lg	blk	Punting	no.	yds	avg	lg	tb	fc	i20	50+	blk
MOORE, Trevor	8-12	66.7	0-0	4-5	4-4	0-2	0-1	38	0	KEENA, Eric	49	2154	44.0	63	2	22	12	11	1
										MACEK, Blake	14	502	35.9	51	5	5	6	1	1
										TEAM	2	44	22.0	31	0	0	1	0	0
										Total	65	2700	41.5	63	7	27	19	12	2
										Opponents	33	1342	40.7	59	1	4	13	5	1

FG Sequence	North Texas	Opponents
SMU	(25),(25),48	(27)
RICE	(23),53	29,(20)
IOWA	(38),(38),(31)	-
Southern Miss	46	-
Portland St.	-	(46)
WKU	-	(25),(43)
Marshall	(37),(26)	(34),(32),(38)
UTSA	27	(24)
Louisiana Tech	-	40
Tennessee	-	(34)

Kickoffs	no.	yds	avg	tb	ob	retn	net	ydln
KEENA, Eric	26	1634	62.8	11	0			
MOORE, Trevor	8	508	63.5	1	0			
Total	34	2142	63.0	12	0	25.1	38.6	26
Opponents	76	4579	60.2	25	1	20.3	40.0	24

Numbers in (parentheses) indicate field goal was made.

All Purpose	g	rush	rcv	pr	kr	lr	total	avg/g
WILSON, Jeffrey	8	735	42	0	219	0	996	124.5
HARRIS, Carlos	10	18	688	0	0	0	706	70.6
SMITH, DaMarc	8	349	0	0	0	0	349	43.6
KIDSY, Darvin	10	0	187	32	129	0	348	34.8
BRADLEY, D.	8	0	0	0	330	0	330	41.2
SMILEY, Turner	9	10	245	0	15	0	270	30.0
SMITH, Marcus	10	0	250	0	0	0	250	25.0
IVERY, Willy	9	231	8	0	0	0	239	26.6
JOHNSON, Tre	8	0	0	87	151	0	238	29.8
JIMMERSON, A.	8	223	12	0	0	0	235	29.4
LOVING, Chris	9	0	143	0	0	0	143	15.9
TUCKER, Andre	9	75	4	0	0	0	79	8.8
GRAY, James	10	0	0	0	64	0	64	6.4
GOREE, Tee	9	0	62	0	0	0	62	6.9
THOMPSON, T.	10	0	58	0	0	0	58	5.8
EZZARD, A.J.	5	34	8	0	0	0	42	8.4
RUTHERFORD,	7	0	17	0	0	0	17	2.4
SCOTT, Fred	10	0	0	0	0	17	17	1.7
ROLLINS, Rex	1	8	3	0	0	0	11	11.0
WHITFIELD, Za	10	0	0	0	0	6	6	0.6
ROBERTS, J.	10	0	0	0	4	0	4	0.4
LYNN, Jarrod	9	1	1	0	0	0	2	0.2
GREER, Josh	2	-4	0	0	0	0	-4	-2.0
MCNULTY, Andr	6	-36	0	0	0	0	-36	-6.0
TEAM	6	-60	0	0	0	0	-60	-10.0
Total	10	1584	1728	119	912	23	4366	436.6
Opponents	10	2527	2754	178	528	151	6138	613.8

NORTH TEXAS FOOTBALL

2015 NORTH TEXAS DEFENSIVE STATISTICS

#	Defensive Leaders	gp	Tackles				tfl/yds	Sacks	Pass defense			Fumbles		blkd	
			ua	a	tot	no-yds		int-yds	brup	qbh	rcv-yds	ff	kick	saf	
21	GRAY, James	10	55	32	87	2.0-6	.	.	4	
23	MCCLAIN, K.	10	62	25	87	2.5-3	.	.	2	.	1-45	1	.	.	
43	WALLACE, A.	10	33	37	70	2.5-6	.	.	1	.	1-0	.	.	.	
32	SCOTT, Fred	10	34	28	62	4.5-11	1.0-4	0-17	1	1	1-0	1	.	.	
24	WHITFIELD, Zac	10	32	10	42	1.5-5	.	2-6	4	.	.	1	.	.	
34	BROOKS, Nate	8	23	10	33	3.5-5	.	.	2	
17	FINNEY, Courtney	10	15	17	32	1.0-3	.	.	1	1	1-0	.	.	.	
30	ROBERTS, J.	10	13	14	27	9.5-45	6.0-33	.	.	3	
16	DAVIS, Chad	9	16	9	25	1.5-3	1.0-1	1-0	4	.	.	1	.	.	
15	TAUAALO, T.J.	10	11	12	23	1.0-2	0.5-1	
27	BEAN, Blake	3	15	7	22	1	.	.	
1M	MINOR, Calvin	8	11	10	21	2.0-9	1.0-5	.	.	1	.	.	1	.	
91	ORR, Austin	10	9	10	19	4.5-9	0.5-0	.	.	3	1-0	.	1	.	
37	GARNER, Brandon	8	14	3	17	4.0-9	1.0-4	
48	WALLACE, S.	10	8	9	17	0.5-4	.	.	1	1	
49	YOUNG, Roderick	9	10	5	15	2.0-11	1.0-6	.	.	2	1-0	.	.	.	
99	FLUSCHE, Andy	9	5	10	15	1.5-3	.	.	1	
56	DILONGA, Malik	10	8	7	15	3.5-14	2.0-9	.	.	3	
7	COMBS, Jareid	10	5	6	11	1.0-2	.	.	.	1	
8	MARSHALL, Jamal	8	6	5	11	.	.	.	1	
19	SCHILLECI, John	9	8	1	9	2.0-20	1-0	.	.	.	
5E	DASH, Matthew	9	6	2	8	.	.	.	2	.	1-0	.	.	.	
42	POLK, Chad	8	4	4	8	1.5-5	1.0-4	
41	PRESTON, Ashton	8	7	.	7	.	.	.	1	
90	JOHNSON, Ti.	10	4	3	7	
44	MOORE, Sid	4	2	4	6	
20	FERNANDES, C.	1	5	1	6	1.0-6	
25	TUCKER, Andrew	9	5	1	6	
6	ELLIS, Sed	6	4	1	5	
29	IVERY, Willy	9	2	2	4	
51	MCNAIR, Darrien	1	1	2	3	
82	BRADLEY, D.	8	1	2	3	
84	KEENA, Eric	10	2	1	3	
46	SMITH, A.J.	7	.	2	2	
11	THOMPSON, T.	10	.	2	2	
18	SMITH, Marcus	10	2	.	2	
5	MCNULTY, Andrew	6	.	2	2	
39	LYNN, Jarrod	9	.	2	2	
3C	GOREE, Tee	9	1	.	1	
3A	MOORE, Trevor	10	1	.	1	
13	JOHNSON, Tre	8	.	1	1	
TM	TEAM	6	1	.	1	1.0-2	1	.	.	
10	SMITH, DaMarcus	8	1	.	1	
9	HARRIS, Carlos	10	1	.	1	
26	WILSON, Jeffrey	8	.	1	1	
Total		10	443	300	743	54-183	15-67	3-23	25	16	8-45	6	2	.	
Opponents		10	395	268	663	63-341	24-190	9-151	44	35	11-26	15	2	.	

NORTH TEXAS FOOTBALL

2015 NORTH TEXAS INDIVIDUAL SEASON AND CAREER HIGHS

SEASON

CAREER

Rushing	gp	att	gain	loss	net	avg	td	lg	avg/g	gp	att	gain	loss	net	avg	td	lg	avg/g
WILSON, Jeffrey	8	128	755	20	735	5.7	1	38	91.9	17	178	981	22	959	5.4	2	38	56.4
SMITH, DaMarcus	8	78	458	109	349	4.5	1	54	43.6	8	78	458	109	349	4.5	1	54	43.6
IVERY, Willy	9	36	252	21	231	6.4	2	28	25.7	15	43	257	31	226	5.3	2	28	15.1
JIMMERSON, A.	8	60	247	24	223	3.7	1	27	27.9	42	395	1907	105	1802	4.6	18	45	42.9
TUCKER, Andrew	9	15	75	0	75	5.0	0	18	8.3	20	23	119	0	119	5.2	0	20	5.9
EZZARD, A.J.	5	10	37	3	34	3.4	1	10	6.8	5	10	37	3	34	3.4	1	10	6.8
HARRIS, Carlos	10	6	24	6	18	3.0	0	12	1.8	47	20	180	12	168	8.4	1	43	3.6
SMILEY, Turner	9	1	10	0	10	10.0	0	10	1.1	21	3	23	0	23	7.7	0	11	1.1
ROLLINS, Rex	1	2	8	0	8	4.0	0	6	8.0	10	20	114	14	100	5.0	0	30	10.0
LYNN, Jarrod	9	3	2	1	1	0.3	0	1	0.1	21	15	48	1	47	3.1	1	9	2.2
GREER, Josh	2	1	0	4	-4	-4.0	0	0	-2.0	5	11	8	54	-46	-4.2	1	5	-9.2
MCNULTY, Andrew	6	21	55	91	-36	-1.7	0	18	-6.0	31	90	333	254	79	0.9	3	65	2.5
TEAM	6	5	0	60	-60	-12.0	0	0	-10.0									
Total	10	366	1923	339	1584	4.3	6	54	158.4									
Opponents	10	444	2708	181	2527	5.7	35	70	252.7									

Passing	gp	effic	comp-att-int	pct	yds	td	lg	avg/g	gp	effic	comp-att-int	pct	yds	td	lg	avg/g
SMITH, DaMarcus	8	98.99	86-182-4	47.3	902	8	61	112.8	8	98.99	86-182-4	47.3	902	8	61	112.8
MCNULTY, Andrew	6	89.67	70-151-4	46.4	756	3	93	126.0	31	102.65	213-410-15	52.0	2439	10	93	78.7
GREER, Josh	2	53.60	5-15-1	33.3	60	0	24	30.0	5	65.24	29-65-3	44.6	231	0	24	46.2
HARRIS, Carlos	10	480.40	1-1-0	100.0	6	1	6	0.6	47	480.40	1-1-0	100.0	6	1	6	0.1
KEENA, Eric	10	133.60	1-1-0	100.0	4	0	4	0.4	22	133.60	1-1-0	100.0	4	0	4	0.2
Total	10	94.21	163-350-9	46.6	1728	12	93	172.8								
Opponents	10	161.18	218-316-3	69.0	2754	20	81	275.4								

Receiving	gp	no.	yds	avg	td	lg	avg/g	gp	no.	yds	avg	td	lg	avg/g
HARRIS, Carlos	10	55	688	12.5	7	93	68.8	47	191	2367	12.4	13	93	50.4
SMITH, Marcus	10	27	250	9.3	0	24	25.0	37	49	587	12.0	6	41	15.9
SMILEY, Turner	9	23	245	10.7	1	39	27.2	21	37	440	11.9	2	44	21.0
KIDSY, Darwin	10	13	187	14.4	2	46	18.7	35	44	486	11.0	2	46	13.9
LOVING, Chris	9	12	143	11.9	1	29	15.9	14	13	151	11.6	1	29	10.8
GOREE, Tee	9	8	62	7.8	1	20	6.9	9	8	62	7.8	1	20	6.9
WILSON, Jeffrey	8	8	42	5.2	0	23	5.2	17	13	83	6.4	1	29	4.9
THOMPSON, T.	10	6	58	9.7	0	30	5.8	12	6	58	9.7	0	30	4.8
RUTHERFORD, O.	7	3	17	5.7	0	9	2.4	7	3	17	5.7	0	9	2.4
JIMMERSON, A.	8	2	12	6.0	0	10	1.5	42	30	376	12.5	5	78	9.0
IVERY, Willy	9	2	8	4.0	0	5	0.9	15	3	22	7.3	1	14	1.5
EZZARD, A.J.	5	1	8	8.0	0	8	1.6	5	1	8	8.0	0	8	1.6
TUCKER, Andrew	9	1	4	4.0	0	4	0.4	20	1	4	4.0	0	4	0.2
ROLLINS, Rex	1	1	3	3.0	0	3	3.0	10	2	19	9.5	0	16	1.9
LYNN, Jarrod	9	1	1	1.0	0	1	0.1	21	1	1	1.0	0	1	0.0
Total	10	163	1728	10.6	12	93	172.8							
Opponents	10	218	2754	12.6	20	81	275.4							

Total Offense	g	plays	rush	pass	total	avg/g	g	plays	rush	pass	total	avg/g
SMITH, DaMarcus	8	260	349	902	1251	156.4	8	260	349	902	1251	156.4
WILSON, Jeffrey	8	128	735	0	735	91.9	17	178	959	0	959	56.4
MCNULTY, Andrew	6	172	-36	756	720	120.0	31	500	79	2439	2518	81.2
IVERY, Willy	9	36	231	0	231	25.7	15	43	226	0	226	15.1
JIMMERSON, A.	8	60	223	0	223	27.9	42	395	1802	0	1802	42.9
TUCKER, Andrew	9	15	75	0	75	8.3	20	23	119	0	119	5.9
GREER, Josh	2	16	-4	60	56	28.0	5	76	-46	231	185	37.0
EZZARD, A.J.	5	10	34	0	34	6.8	5	10	34	0	34	6.8
HARRIS, Carlos	10	7	18	6	24	2.4	47	21	168	6	174	3.7
SMILEY, Turner	9	1	10	0	10	1.1	21	3	23	0	23	1.1
ROLLINS, Rex	1	2	8	0	8	8.0	10	20	100	0	100	10.0
KEENA, Eric	10	1	0	4	4	0.4	22	1	0	4	4	0.2
LYNN, Jarrod	9	3	1	0	1	0.1	21	15	47	0	47	2.2
TEAM	6	5	-60	0	-60	-10.0						
Total	10	716	1584	1728	3312	331.2						
Opponents	10	760	2527	2754	5281	528.1						

NORTH TEXAS FOOTBALL

2015 NORTH TEXAS INDIVIDUAL SEASON AND CAREER HIGHS

	SEASON							CAREER										
	td	fg	kick	PAT			dxp	saf	pts	td	fg	kick	PAT			dxp	saf	pts
Scoring				rush	rcv	pass						rush	rcv	pass				
HARRIS, Carlos	7	-	-	-	-	-	-	-	42	14	-	-	-	-	-	-	-	84
MOORE, Trevor	-	8-12	18-18	-	-	-	-	-	42	-	23-29	55-55	-	-	-	-	-	124
KIDSY, Darvin	2	-	-	-	-	-	-	-	12	5	-	-	-	-	-	-	-	30
IVERY, Willy	2	-	-	-	-	-	-	-	12	3	-	-	-	-	-	-	-	18
LOVING, Chris	1	-	-	-	-	-	-	-	6	1	-	-	-	-	-	-	-	6
SMILEY, Turner	1	-	-	-	-	-	-	-	6	2	-	-	-	-	-	-	-	12
GOREE, Tee	1	-	-	-	-	-	-	-	6	1	-	-	-	-	-	-	-	6
SMITH, DaMarcus	1	-	-	-	-	-	-	-	6	1	-	-	-	-	-	-	-	6
MCCLAIN, K.	1	-	-	-	-	-	-	-	6	1	-	-	-	-	-	-	-	6
JIMMERSON, A.	1	-	-	-	-	-	-	-	6	23	-	-	-	-	-	-	-	138
EZZARD, A.J.	1	-	-	-	-	-	-	-	6	1	-	-	-	-	-	-	-	6
WILSON, Jeffrey	1	-	-	-	-	-	-	-	6	3	-	-	-	-	-	-	-	18
DAVIS, Chad	-	-	-	-	-	-	1	-	2	-	-	-	-	-	-	1	-	2
MACEK, Blake	-	-	-	-	-	0-1	-	-	0	-	-	-	-	-	0-1	-	-	0
Total	19	8-12	18-18	-	-	0-1	1	-	158									
Opponents	58	10-12	56-58	-	-	-	-	-	434									

Punt Returns	no.	yds	avg	td	lg	no.	yds	avg	td	lg
KIDSY, Darvin	8	32	4.0	0	20	31	265	8.5	2	75
JOHNSON, Tre	6	87	14.5	0	37	6	87	14.5	0	37
Total	14	119	8.5	0	37					
Opponents	17	178	10.5	0	38					

Kick Returns	no.	yds	avg	td	lg	no.	yds	avg	td	lg
BRADLEY, D.	17	330	19.4	0	33	17	330	19.4	0	33
WILSON, Jeffrey	10	219	21.9	0	50	10	219	21.9	0	50
KIDSY, Darvin	6	129	21.5	0	27	18	428	23.8	1	100
JOHNSON, Tre	5	151	30.2	0	53	5	151	30.2	0	53
GRAY, James	4	64	16.0	0	21	4	64	16.0	0	21
ROBERTS, J.	2	4	2.0	0	4	3	13	4.3	0	9
SMILEY, Turner	1	15	15.0	0	15	1	15	15.0	0	15
Total	45	912	20.3	0	53					
Opponents	21	528	25.1	0	89					

Interceptions	no.	yds	avg	td	lg	no.	yds	avg	td	lg
WHITFIELD, Zac	2	6	3.0	0	6	9	197	21.9	2	98
DAVIS, Chad	1	0	0.0	0	0	2	0	0.0	0	0
Total	3	23	7.7	0	17					
Opponents	9	151	16.8	2	88					

Fumble Returns	no.	yds	avg	td	lg	no.	yds	avg	td	lg
MCCLAIN, K.	1	45	45.0	1	45	1	45	45.0	1	45
Total	1	45	45.0	1	45					
Opponents	1	26	26.0	1	26					

NORTH TEXAS FOOTBALL

2015 NORTH TEXAS INDIVIDUAL SEASON AND CAREER HIGHS

	SEASON								CAREER							
	g	rush	rcv	pr	kr	ir	total	avg/g	g	rush	rcv	pr	kr	ir	total	avg/g
All Purpose																
WILSON, Jeffrey	8	735	42	0	219	0	996	124.5	17	959	83	0	219	0	1261	74.2
HARRIS, Carlos	10	18	688	0	0	0	706	70.6	47	168	2367	46	486	0	3067	65.3
SMITH, DaMarcu	8	349	0	0	0	0	349	43.6	8	349	0	0	0	0	349	43.6
KIDSY, Darvin	10	0	187	32	129	0	348	34.8	35	0	486	265	428	0	1179	33.7
BRADLEY, D.	8	0	0	0	330	0	330	41.2	8	0	0	0	330	0	330	41.2
SMILEY, Turner	9	10	245	0	15	0	270	30.0	21	23	440	0	15	0	478	22.8
SMITH, Marcus	10	0	250	0	0	0	250	25.0	37	0	587	0	0	0	587	15.9
IVERY, Willy	9	231	8	0	0	0	239	26.6	15	226	22	0	0	0	248	16.5
JOHNSON, Tre	8	0	0	87	151	0	238	29.8	8	0	0	87	151	0	238	29.8
JIMMERSON, A.	8	223	12	0	0	0	235	29.4	42	1802	376	0	0	0	2178	51.9
LOVING, Chris	9	0	143	0	0	0	143	15.9	14	0	151	0	0	0	151	10.8
TUCKER, Andre	9	75	4	0	0	0	79	8.8	20	119	4	0	0	0	123	6.2
GRAY, James	10	0	0	0	64	0	64	6.4	10	0	0	0	64	0	64	6.4
GOREE, Tee	9	0	62	0	0	0	62	6.9	9	0	62	0	0	0	62	6.9
THOMPSON, T.	10	0	58	0	0	0	58	5.8	12	0	58	0	0	0	58	4.8
EZZARD, A.J.	5	34	8	0	0	0	42	8.4	5	34	8	0	0	0	42	8.4
SCOTT, Fred	10	0	0	0	0	17	17	1.7	28	0	0	0	0	17	17	0.6
RUTHERFORD,	7	0	17	0	0	0	17	2.4	7	0	17	0	0	0	17	2.4
ROLLINS, Rex	1	8	3	0	0	0	11	11.0	10	100	19	14	0	0	133	13.3
WHITFIELD, Zac	10	0	0	0	0	6	6	0.6	45	0	0	-2	0	197	195	4.3
ROBERTS, J.	10	0	0	0	4	0	4	0.4	33	0	0	8	13	0	21	0.6
LYNN, Jarrod	9	1	1	0	0	0	2	0.2	21	47	1	0	0	0	48	2.3
GREER, Josh	2	-4	0	0	0	0	-4	-2.0	5	-46	0	0	0	0	-46	-9.2
MCNULTY, Andr	6	-36	0	0	0	0	-36	-6.0	31	79	0	0	0	0	79	2.5
TEAM	6	-60	0	0	0	0	-60	-10.0								
Total	10	1584	1728	119	912	23	4366	436.6								
Opponents	10	2527	2754	178	528	151	6138	613.8								

Field Goals	att	good	long	blkd	att	good	long	blkd
MOORE, Trevor	12	8	38	0	29	23	47	0
Total	12	8	38	0				
Opponents	12	10	46	0				

Punting	no.	yds	avg	lg	blk	no.	yds	avg	lg	blk
KEENA, Eric	49	2154	44.0	63	1	92	4081	44.4	71	1
MACEK, Blake	14	502	35.9	51	1	110	4444	40.4	61	1
TEAM	2	44	22.0	31	0					
Total	65	2700	41.5	63	2					
Opponents	33	1342	40.7	59	1					

Kickoffs	no.	yds	avg	tb	ob	no.	yds	avg	tb	ob
KEENA, Eric	26	1634	62.8	11	0	93	5820	62.6	34	2
MOORE, Trevor	8	508	63.5	1	0	8	508	63.5	1	0
Total	34	2142	63.0	12	0					
Opponents	76	4579	60.2	25	1					

NORTH TEXAS FOOTBALL

2015 NORTH TEXAS INDIVIDUAL SEASON AND CAREER HIGHS

		SEASON										CAREER											
##	Defensive Leaders	gp	ua	a	total	tfl	sack	int	pbu	fr	ff	blk	gp	ua	a	total	tfl	sack	int	pbu	fr	ff	blk
23	MCCLAIN, K.	10	62	25	87	2.5	.	.	2	1	1	.	22	83	43	126	3.0	.	1	2	1	1	.
21	GRAY, James	10	55	32	87	2.0	.	.	4	.	.	.	10	55	32	87	2.0	.	.	4	.	.	.
43	WALLACE, A.	10	33	37	70	2.5	.	.	1	1	.	.	19	51	44	95	2.5	.	.	3	1	.	.
32	SCOTT, Fred	10	34	28	62	4.5	1.0	0	1	1	1	.	28	66	61	127	8.0	1.0	0	2	2	1	.
24	WHITFIELD, Zac	10	32	10	42	1.5	.	2	4	.	1	.	45	98	42	140	2.5	.	9	18	.	2	.
34	BROOKS, Nate	8	23	10	33	3.5	.	.	2	.	.	.	8	23	10	33	3.5	.	.	2	.	.	.
17	FINNEY, Cortney	10	15	17	32	1.0	.	.	1	1	.	.	10	15	17	32	1.0	.	.	1	1	.	.
30	ROBERTS, J.	10	13	14	27	9.5	6.0	33	27	30	57	17.5	10.0	.	.	1	.	.
16	DAVIS, Chad	9	16	9	25	1.5	1.0	1	4	.	1	.	31	23	12	35	1.5	1.0	2	6	.	1	.
15	TAUAALO, T.J.	10	11	12	23	1.0	0.5	10	11	12	23	1.0	0.5
27	BEAN, Blake	3	15	7	22	0.0	1	.	3	15	7	22	0.0	1	.
1M	MINOR, Calvin	8	11	10	21	2.0	1.0	1	19	23	21	44	5.5	2.5	1
91	ORR, Austin	10	9	10	19	4.5	0.5	.	.	1	.	1	33	26	19	45	8.5	3.5	.	1	1	2	2
37	GARNER, Brandon	8	14	3	17	4.0	1.0	8	14	3	17	4.0	1.0
48	WALLACE, S.	10	8	9	17	0.5	.	.	1	.	.	.	25	19	21	40	3.5	1.0	.	1	3	.	.
56	DILONGA, Malik	10	8	7	15	3.5	2.0	22	15	15	30	6.5	4.0	.	1	.	.	.
49	YOUNG, Roderick	9	10	5	15	2.0	1.0	.	.	1	.	.	9	10	5	15	2.0	1.0	.	.	1	.	.
99	FLUSCHE, Andy	9	5	10	15	1.5	.	.	1	.	.	.	16	9	18	27	4.0	1.5	.	1	.	.	.
7	COMBS, Jareid	10	5	6	11	1.0	10	5	6	11	1.0
8	MARSHALL, Jamal	8	6	5	11	0.0	.	.	1	.	.	.	41	41	28	69	2.0	.	.	1	.	.	.
19	SCHILLECI, John	9	8	1	9	2.0	.	.	.	1	.	.	30	14	3	17	2.0	.	.	.	1	.	.
42	POLK, Chad	8	4	4	8	1.5	1.0	35	31	30	61	14.5	9.5	.	4	.	2	.
5E	DASH, Matthew	9	6	2	8	0.0	.	.	2	1	.	.	14	9	6	15	0.5	.	.	2	1	.	.
41	PRESTON, Ashton	8	7	.	7	0.0	.	.	1	.	.	.	8	7	.	7	0.0	.	.	1	.	.	.
90	JOHNSON, Ti.	10	4	3	7	0.0	18	12	6	18	5.0	5.0
25	TUCKER, Andrew	9	5	1	6	0.0	20	9	1	10	0.0
20	FERNANDES, C.	1	5	1	6	1.0	1	5	1	6	1.0
44	MOORE, Sid	4	2	4	6	0.0	13	8	9	17	3.5	1.5
6	ELLIS, Sed	6	4	1	5	0.0	28	20	14	34	1.0	.	.	1	1	1	1
29	IVERY, Willy	9	2	2	4	0.0	15	3	2	5	0.0
51	MCNAIR, Darrien	1	1	2	3	0.0	1	1	2	3	0.0
82	BRADLEY, D.	8	1	2	3	0.0	8	1	2	3	0.0
84	KEENA, Eric	10	2	1	3	0.0	22	4	1	5	0.0
39	LYNN, Jarrod	9	.	2	2	0.0	21	4	3	7	0.0	.	.	.	1	.	.
46	SMITH, A.J.	7	.	2	2	0.0	15	1	3	4	1.0	1.0
11	THOMPSON, T.	10	.	2	2	0.0	12	1	3	4	0.0	1	.
18	SMITH, Marcus	10	2	.	2	0.0	37	4	.	4	0.0
5	MCNULTY, Andrew	6	.	2	2	0.0	31	2	2	4	0.0
26	WILSON, Jeffrey	8	.	1	1	0.0	17	.	1	1	0.0
10	SMITH, DaMarcus	8	1	.	1	0.0	8	1	.	1	0.0
TM	TEAM	6	1	.	1	1.0	1
13	JOHNSON, Tre	8	.	1	1	0.0	8	.	1	1	0.0
9	HARRIS, Carlos	10	1	.	1	0.0	47	3	2	5	0.0
3C	GOREE, Tee	9	1	.	1	0.0	9	1	.	1	0.0
3A	MOORE, Trevor	10	1	.	1	0.0	22	1	.	1	0.0
	Total	10	443	300	743	54	15	3	25	8	6	2											
	Opponents	10	395	268	663	63	24	9	44	11	15	2											

NORTH TEXAS FOOTBALL

2015 SUPERLATIVES

NORTH TEXAS INDIVIDUAL GAME HIGHS

Rushes	22	WILSON, Jeffrey at Southern Miss (Oct 03, 2015)
	22	WILSON, Jeffrey vs UTSA (Oct 31, 2015)
Yards Rushing	138	WILSON, Jeffrey at Marshall (Oct 24, 2015)
TD Rushes	1	JIMMERSON, A. at SMU (Sep 12, 2015)
	1	EZZARD, A.J. vs RICE (Sep 19, 2015)
	1	IVERY, Willy at Southern Miss (Oct 03, 2015)
	1	WILSON, Jeffrey vs UTSA (Oct 31, 2015)
	1	IVERY, Willy vs UTSA (Oct 31, 2015)
	1	SMITH, DaMarcus vs UTSA (Oct 31, 2015)
Long Rush	54	SMITH, DaMarcus vs UTSA (Oct 31, 2015)
Pass attempts	45	SMITH, DaMarcus at Louisiana Tech (Nov 07, 2015)
Pass completions	25	SMITH, DaMarcus at Louisiana Tech (Nov 07, 2015)
Yards Passing	303	MCNULTY, Andrew vs RICE (Sep 19, 2015)
TD Passes	4	SMITH, DaMarcus vs WKU (Oct 15, 2015)
Long Pass	93	MCNULTY, Andrew vs RICE (Sep 19, 2015)
Receptions	9	HARRIS, Carlos at Southern Miss (Oct 03, 2015)
	9	HARRIS, Carlos vs Portland St. (Oct 10, 2015)
Yards Receiving	193	HARRIS, Carlos vs RICE (Sep 19, 2015)
TD Receptions	2	HARRIS, Carlos vs RICE (Sep 19, 2015)
	2	HARRIS, Carlos vs WKU (Oct 15, 2015)
Long Reception	93	HARRIS, Carlos vs RICE (Sep 19, 2015)
Field Goals	3	MOORE, Trevor at IOWA (Sep 26, 2015)
Long Field Goal	38	MOORE, Trevor at IOWA (Sep 26, 2015)
Punts	8	KEENA, Eric at IOWA (Sep 26, 2015)
	8	KEENA, Eric vs Portland St. (Oct 10, 2015)
	8	KEENA, Eric at Tennessee (Nov 14, 2015)
Punting Avg	51.0	KEENA, Eric vs RICE (Sep 19, 2015)
Long Punt	63	KEENA, Eric at Southern Miss (Oct 03, 2015)
Punts inside 20	3	KEENA, Eric at IOWA (Sep 26, 2015)
Long Punt Return	37	JOHNSON, Tre at Louisiana Tech (Nov 07, 2015)
Long Kickoff Return	53	JOHNSON, Tre at Louisiana Tech (Nov 07, 2015)
Tackles	16	MCCLAIN, K. vs RICE (Sep 19, 2015)
Sacks	3.0	ROBERTS, J. vs RICE (Sep 19, 2015)
Tackles For Loss	4.5	ROBERTS, J. vs RICE (Sep 19, 2015)
Interceptions	1	WHITFIELD, Zac vs WKU (Oct 15, 2015)
	1	WHITFIELD, Zac at Louisiana Tech (Nov 07, 2015)
	1	DAVIS, Chad at Tennessee (Nov 14, 2015)

OPPONENT INDIVIDUAL GAME HIGHS

Rushes	22	Canzeri, Jordan, at IOWA (Sep 26, 2015)
	22	DIXON, Kenneth, at Louisiana Tech (Nov 07, 2015)
Yards Rushing	195	DIXON, Kenneth, at Louisiana Tech (Nov 07, 2015)
TD Rushes	6	DIXON, Kenneth, at Louisiana Tech (Nov 07, 2015)
Long Rush	70	David Jones, vs Portland St. (Oct 10, 2015)
Pass attempts	41	Sturm, vs UTSA (Oct 31, 2015)
Pass completions	29	JACKSON, Driphu, vs RICE (Sep 19, 2015)
Yards Passing	373	JACKSON, Driphu, vs RICE (Sep 19, 2015)
TD Passes	4	MULLENS, Nick, at Southern Miss (Oct 03, 2015)
	4	DOUGHTY, B., vs WKU (Oct 15, 2015)
Long Pass	81	Beathard, C.J., at IOWA (Sep 26, 2015)
Receptions	9	Thomas Jr., vs UTSA (Oct 31, 2015)
Yards Receiving	163	PARKS, Dennis, vs RICE (Sep 19, 2015)
TD Receptions	3	THOMAS, Michael, at Southern Miss (Oct 03, 2015)
Long Reception	81	Smith, Tevaun, at IOWA (Sep 26, 2015)
Field Goals	3	SMITH, Nick, at Marshall (Oct 24, 2015)
Long Field Goal	46	J. Gonzales, vs Portland St. (Oct 10, 2015)
Punts	5	Marcus Kinsella, vs Portland St. (Oct 10, 2015)
Punting Avg	50.5	COLLINS, Jake, vs WKU (Oct 15, 2015)
Long Punt	59	COLLINS, Jake, vs WKU (Oct 15, 2015)
Punts inside 20	4	Daniel, T., at Tennessee (Nov 14, 2015)
Long Punt Return	38	King, Desmond, at IOWA (Sep 26, 2015)
Long Kickoff Return	89	SCOTT, Boston, at Louisiana Tech (Nov 07, 2015)
Tackles	12	GANT, Kendall, at Marshall (Oct 24, 2015)
Sacks	2.0	POOLE, Ja'Boree, at Southern Miss (Oct 03, 2015)
	2.0	Sadat Sulleyman, vs Portland St. (Oct 10, 2015)
	2.0	Neill, vs UTSA (Oct 31, 2015)
Tackles For Loss	4.0	Neill, vs UTSA (Oct 31, 2015)
Interceptions	1	JOHNSON, David, at SMU (Sep 12, 2015)
	1	RICHARDSON, H., at SMU (Sep 12, 2015)
	1	ESPINOSA, Zach, vs RICE (Sep 19, 2015)
	1	Bower, Bo, at IOWA (Sep 26, 2015)
	1	Jewell, Josey, at IOWA (Sep 26, 2015)
	1	ARMSTRONG, C., at Southern Miss (Oct 03, 2015)
	1	WARD, Marcus, vs WKU (Oct 15, 2015)
	1	MCKELVEY, Evan, at Marshall (Oct 24, 2015)
	1	BRICE, Kentrell, at Louisiana Tech (Nov 07, 2015)

NORTH TEXAS TEAM GAME HIGHS

Rushes	49	at Southern Miss (Oct 03, 2015)
Yards Rushing	267	vs UTSA (Oct 31, 2015)
Yards Per Rush	7.0	vs UTSA (Oct 31, 2015)
TD Rushes	3	vs UTSA (Oct 31, 2015)
Pass attempts	45	at Louisiana Tech (Nov 07, 2015)
Pass completions	25	at Louisiana Tech (Nov 07, 2015)
Yards Passing	303	vs RICE (Sep 19, 2015)
Yards Per Pass	8.7	vs RICE (Sep 19, 2015)
TD Passes	4	vs WKU (Oct 15, 2015)
Total Plays	88	at IOWA (Sep 26, 2015)
Total Offense	478	vs RICE (Sep 19, 2015)
Yards Per Play	7.7	vs RICE (Sep 19, 2015)
Points	30	vs UTSA (Oct 31, 2015)
Sacks By	4	vs RICE (Sep 19, 2015)
First Downs	26	at Southern Miss (Oct 03, 2015)
Penalties	8	at IOWA (Sep 26, 2015)
	8	vs Portland St. (Oct 10, 2015)
	8	vs UTSA (Oct 31, 2015)
Penalty Yards	80	vs UTSA (Oct 31, 2015)
Turnovers	4	at SMU (Sep 12, 2015)
	4	at Louisiana Tech (Nov 07, 2015)
Interceptions By	1	vs WKU (Oct 15, 2015)
	1	at Louisiana Tech (Nov 07, 2015)
	1	at Tennessee (Nov 14, 2015)
Punts	11	vs Portland St. (Oct 10, 2015)
Punting Avg	47.4	at IOWA (Sep 26, 2015)
Long Punt	63	at Southern Miss (Oct 03, 2015)
Punts inside 20	4	at Marshall (Oct 24, 2015)

OPPONENT TEAM GAME HIGHS

Rushes	53	at SMU (Sep 12, 2015)
Yards Rushing	368	vs Portland St. (Oct 10, 2015)
Yards Per Rush	7.8	vs Portland St. (Oct 10, 2015)
TD Rushes	7	at Louisiana Tech (Nov 07, 2015)
Pass attempts	43	vs WKU (Oct 15, 2015)
Pass completions	31	vs WKU (Oct 15, 2015)
Yards Passing	400	vs WKU (Oct 15, 2015)
Yards Per Pass	13.7	vs Portland St. (Oct 10, 2015)
TD Passes	4	at Southern Miss (Oct 03, 2015)
	4	vs WKU (Oct 15, 2015)
Total Plays	91	vs UTSA (Oct 31, 2015)
Total Offense	683	vs WKU (Oct 15, 2015)
Yards Per Play	9.7	vs Portland St. (Oct 10, 2015)
Points	66	vs Portland St. (Oct 10, 2015)
Sacks By	5	at Southern Miss (Oct 03, 2015)
First Downs	35	vs WKU (Oct 15, 2015)
Penalties	8	at Southern Miss (Oct 03, 2015)
Penalty Yards	87	at Southern Miss (Oct 03, 2015)
Turnovers	3	at SMU (Sep 12, 2015)
	3	at Louisiana Tech (Nov 07, 2015)
Interceptions By	2	at SMU (Sep 12, 2015)
	2	at IOWA (Sep 26, 2015)
Punts	5	vs Portland St. (Oct 10, 2015)
	5	at Tennessee (Nov 14, 2015)
Punting Avg	50.5	vs WKU (Oct 15, 2015)
Long Punt	59	vs WKU (Oct 15, 2015)
Punts inside 20	4	at Tennessee (Nov 14, 2015)
Long Punt Return	38	at IOWA (Sep 26, 2015)

NORTH TEXAS FOOTBALL

2015 NORTH TEXAS RED-ZONE RESULTS

North Texas Inside Opponent Red-Zone

Date	Opponent	Score	Times In RZ	Times Scored	Total Pts	Rush TDs	Pass TDs	FGs Made	Failed to score inside RZ						
									FGA	Down	Int	Fumb	Half	Game	
Sep 12, 2015	at SMU	L 13-31	2	2	6	0	0	2	0	0	0	0	0	0	0
Sep 19, 2015	RICE	L 24-38	2	2	10	1	1	1	0	0	0	0	0	0	0
Sep 26, 2015	at IOWA	L 16-62	3	2	10	1	0	1	1	0	1	0	0	0	0
Oct 03, 2015	at Southern Miss	L 14-49	3	1	7	1	1	0	0	1	1	0	0	0	0
Oct 10, 2015	PORTLAND ST.	L 7-66	1	1	7	1	0	1	0	0	0	0	0	0	0
Oct 15, 2015	WKU	L 28-55	4	3	21	3	0	3	0	0	0	1	0	0	0
Oct 24, 2015	at Marshall	L 13-30	2	2	6	0	0	2	0	0	0	0	0	0	0
Oct 31, 2015	UTSA	W 30-23	5	3	21	3	3	0	1	0	0	1	0	0	0
Nov 07, 2015	at Louisiana Tech	L 13-56	3	2	13	2	0	2	0	0	1	0	0	0	0
Nov 14, 2015	at Tennessee	L 0-24	0	0	0	0	0	0	0	0	0	0	0	0	0
Totals			25	18	101	12	5	7	6	1	1	3	2	0	0
18 of 25 (72.0%)															

Opponents Inside North Texas Red-Zone

Date	Opponent	Score	Times In RZ	Times Scored	Total Pts	Rush TDs	Pass TDs	FGs Made	Failed to score inside RZ						
									FGA	Down	Int	Fumb	Half	Game	
Sep 12, 2015	at SMU	L 13-31	5	3	17	2	1	1	1	0	1	0	1	0	0
Sep 19, 2015	RICE	L 24-38	7	5	31	4	2	2	1	1	1	0	0	0	0
Sep 26, 2015	at IOWA	L 16-62	5	5	35	5	5	0	0	0	0	0	0	0	0
Oct 03, 2015	at Southern Miss	L 14-49	6	6	42	6	3	3	0	0	0	0	0	0	0
Oct 10, 2015	PORTLAND ST.	L 7-66	4	4	28	4	4	0	0	0	0	0	0	0	0
Oct 15, 2015	WKU	L 28-55	6	6	38	5	3	2	1	0	0	0	0	0	0
Oct 24, 2015	at Marshall	L 13-30	7	6	30	3	2	1	3	0	1	0	0	0	0
Oct 31, 2015	UTSA	W 30-23	4	4	23	3	2	1	1	0	0	0	0	0	0
Nov 07, 2015	at Louisiana Tech	L 13-56	6	6	42	6	6	0	0	0	0	0	0	0	0
Nov 14, 2015	at Tennessee	L 0-24	5	3	17	2	2	0	1	0	0	1	0	1	0
Totals			55	48	303	40	30	10	8	1	3	1	1	1	0
48 of 55 (87.3%)															