

NORTH TEXAS FOOTBALL

North Texas Athletic Communications

Football Contact: Steven Bartolotta • e-mail - steven.bartolotta@unt.edu • office - 940-369-8329 • cell 817-300-1931
 Football Contact: Eric Capper • e-mail - eric.capper@unt.edu • office - 940-565-2476 • cell 940-367-0727

SCHEDULE/RESULTS

SEPTEMBER

12	AT SMU (ESPN 3)	L, 31-13
19	VS. RICE* (FCS)	L, 38-24
26	AT IOWA (ESPN U)	L, 62-16

OCTOBER

3	AT SOUTHERN MISS* (FCS)	L, 49-14
10	VS. PORTLAND STATE	L, 66-7
15	VS. WKU* (CBS)	L, 55-28
24	AT MARSHALL* (FSN)	2:30 P.M.
31	VS. UTSA* (ASN)	6 P.M.

NOVEMBER

7	AT LOUISIANA TECH* (FCS)	2:30 P.M.
14	AT TENNESSEE	TBA
21	AT MTSU* (ASN)	11 A.M.
28	VS. UTEP* (FSN)	TBA

*CONFERENCE USA GAME

ALL TIMES CENTRAL

FSN - FOX SPORTS

FCS - FOX COLLEGE SPORTS

CBS - CBS COLLEGE SPORTS

ASN - AMERICAN SPORTS NETWORK

NORTH TEXAS COACHING STAFF

Interim HC/OC	Mike Canales
Defensive Coordinator/LB's	Chris Cosh*
Wide Receivers	Mike Grant*
RB's/Special Teams	Tommy Perry
Tight Ends	Nick Quartaro*
Offensive Line	Mike Simmonds
Defensive Line	Kevin Patrick
Safeties	Perry Carter
Cornerbacks	LaMarcus Hicks

*- In the press box on game day

RADIO: MEAN GREEN RADIO NETWORK

Dave Barnett, play-by-play

Hank Dickenson, analyst

KNTU 88.1 FM (Denton)

KHYI 95.3 FM (Dallas/Fort Worth)

KGAF 1580 AM (Gainesville)

TELEVISION: FOX SPORTS NET

Brendan Burke, Play-by-Play

Ben Leber, Color

Christian Steckel, Sidelines



Follow us on Twitter
twitter.com/MeanGreenFB



Like our page on Facebook
facebook.com/MeanGreenFB



North Texas Mean Green

Record: 0-6 C-USA: 0-3

Interim HC: Mike Canales, 6th season

NT record: 2-4 • Record vs. Marshall: 0-0 •
 Career record: 2-4 (6th season)



Marshall Thundering Herd

Record: 6-1 C-USA: 3-0

Head Coach: Doc Holliday, 6th season

Marshall record: 46-26 • Record vs. NT: 0-0 •
 Career record: 46-26 (6th season)

Game Information

Venue:	Apogee Stadium
Capacity:	38,148
Playing Surface:	Field Turf
Series Record:	Marshall leads 1-0
Last Meeting:	Marshall 7 NT 0 (1988)
In Huntington:	Marshall leads 1-0
Radio:	KHYI 95.3 FM KNTU 88.1 FM KGAF 1580 AM
TV:	Fox Sports Net
Live Stats:	www.HerdZone.com

MEAN GREEN OPEN THE SECOND HALF OF THE SEASON AT MARSHALL

→ North Texas begins the second half of the season with a road-battle against the Marshall Thundering Herd. This marks a stretch of four of the next five games away from home as well for NT. The Mean Green is searching for its first win of the season. Marshall enters the game on a roll, having won five straight games. Marshall is unbeaten at home this season at 4-0.

→ The two teams are meeting for only the second time in series history. The only other previous meeting was in the I-AA playoffs when Marshall shutout North Texas 7-0 in 1988 in Huntington.

→ North Texas has won 37 straight games when holding teams to 10 points or less. That streak dates back to 1988, and the last team to beat the Mean Green when scoring 10 points or less? Marshall.

→ Offensive coordinator Mike Canales has been named the interim head coach for the remainder of the season. It is the second stint for Canales as the Mean Green's interim head coach, as he coached the final five games in 2010, notching a 2-3 record.

→ North Texas is 0-6 to start the season for just the third time in school history. NT was last 0-6 in 2008. North Texas has lost seven straight games dating back to the end of 2014. The worst start in school history is 0-8, which was in 2008.

→ DaMarcus Smith became the first quarterback in school history to pass for 200 yards and run for 100 yards in the same game, completing 17-of-35 passes for 228 yards and rushing 16 times for 122 yards. His 122 yards rushing was also the most by a quarterback since Scott Davis rushed 34 times for 203 yards and two touchdowns against SMU in 1990.

→ The 121 points allowed against Portland State (66 points) and Western Kentucky (55 points) is the fourth-most points allowed in consecutive games in school history and the most points allowed in consecutive games since 2007.

→ North Texas looks to avoid running its losing streak to eight consecutive games, which would be the longest such streak since 2007-08, when the Mean Green lost nine straight games. The longest losing streak in school history is nine.

→ Carlos Harris notched his fifth 100-yard receiving game with 136 yards and nine grabs against Southern Miss. He's averaging just under seven catches a game and could threaten the all-time receptions mark of 229 set by Casey Fitzgerald. He is 53 grabs away from him. He needs to average just over eight catches a game to potentially break the record. Harris is on pace for 83 catches this season, which would be the fourth-most in school history. Harris is also one of just 17 active players in the nation that have thrown, caught and run for a TD.

→ 19 of the 40 catches for Harris this season have gone for either a first-down or a touch-down. Since 2014, of the 110 receptions for Harris, 49.6 percent of them have been either a first-down or a touchdown.

NORTH TEXAS FOOTBALL

NORTH TEXAS QUICK FACTS

LOCATION	DENTON, TEXAS
FOUNDED	1890
PRESIDENT	DR. NEAL SMATRESK
ENROLLMENT	37,323
FOUNDED	1890
ATHLETIC DIRECTOR.....	RICK VILLARREAL
NICKNAME	MEAN GREEN
COLORS	GREEN AND WHITE
HOME FIELD	APOGEE STADIUM
CAPACITY.....	30,850
SURFACE	ARTIFICIAL
FIRST YEAR OF FOOTBALL.....	1913
YEARS OF FOOTBALL	100
CONFERENCE	CONFERENCE USA
INTERIM HEAD COACH.....	MIKE CANALES
OVERALL RECORD	2-4
RECORD AT NORTH TEXAS	2-4
PRIMARY OFFENSE.....	MULTIPLE
PRIMARY DEFENSE.....	4-3

MEAN GREEN TEAM RECORD

OVERALL.....	492-484-33
HOME	263-146-12
AWAY.....	226-333-21
NEUTRAL.....	3-5
SINCE DIV. I-A (1995).....	82-159
APOGEE STADIUM RECORD	16-10

VERSUS OTHER FBS CONFERENCES

AAC	1-1
ACC	0-3
BIG EAST	0-1
BIG 12.....	7-58
BIG 10.....	1-2
CONFERENCE USA.....	41-60-1
INDEPENDENT.....	2-3
MID-AMERICAN.....	3-5
MOUNTAIN WEST.....	7-15
PAC-12.....	2-4
SEC	3-35
SUN BELT.....	41-46
WAC.....	34-75-2

TEAM STREAKS

WINS	0
HOME WINS	0
AWAY WINS	0
C-USA WINS.....	0
LOSSES.....	6
HOME LOSSES.....	2
AWAY LOSSES.....	9
NON-CONFERENCE WINS.....	0
NON-CONFERENCE LOSSES.....	4

THE MEAN GREEN

ALL NORTH TEXAS ATHLETIC TEAMS ARE REFERRED TO AS "NORTH TEXAS" AND THE "MEAN GREEN." DO NOT USE THE TERMS "UNT," "NORTH TEXAS STATE," OR "EAGLES", TO DESCRIBE A NORTH TEXAS ATHLETIC TEAM.

MEDIA AVAILABILITY FOR WEEK 7

MONDAY 19	TUESDAY 20	WEDNESDAY 21	THURSDAY 22	FRIDAY 23	SATURDAY 24	SUNDAY 25
Mike Canales Press Conference 11:30 a.m.	Practice at Athletic Center	Practice at Athletic Center	Practice at Athletic Center	Walk-thru at Athletic Center	Kickoff with Marshall at 2:30 p.m.	Player Conditioning at the Athletic Center
Bill Mercer Press Club, 5th floor in Apogee Stadium	Mike Canales available for out of town media	Mike Canales available for out of town media	Mike Canales available for out of town media	No player availability		
Only day for player availability 12:00 p.m.	No player	No player	No player availability	Team departs for Charleston		
Mike Canales Radio Show at Rudy's BBQ in Denton, 7-8 p.m.						

THE MATCHUP BY THE NUMBERS

23 - Coming out of the locker room has been problematic for North Texas this season. In the first-quarter, the Mean Green has been outscored 56-6 while the third-quarter has seen NT outscored 79-17. North Texas has scored just a combined 23 points in the first and third-quarters. Marshall is outscoring its opponents 57-44 in the first quarter, but in the third-quarter that figure climbs to 62-20.

59 - The Mean Green has had its trouble getting off the field on 3rd downs this season. Opponents are converting 59 percent on 3rd-down this season, which is last in FBS football this season. Marshall on the other hand has been very good on 3rd down, allowing just a 34 percent conversion rate, which is 40th in the nation.

84.9 - Winning on the road has been a touch chore for North Texas of late, having lost nine straight games away from home. The last road win for the Mean Green was in 2013 at Tulsa. Marshall's home field advantage is one of the best in the nation. The Herd have won 84.9 percent of their game at Joan C. Edwards Stadium since opening (145-26), which is the second-best in the nation. Add to that, Marshall is perfect at home against teams from Texas at 11-0.

189.2 - Marshall brings in the leagues top passing defense and second-best team in the league in total defense. The Thundering Herd are allowing just 189.2 yards through the air, while North Texas is 12th in the league in passing defense and last in total defense. Marshall is the league leader in points allowing, giving up just an average of 17.2 points a game while North Texas is last in the league, giving up 50.2 points a game.

200 - North Texas has struggled to defend the run this season, allowing 261.8 yards on the ground this season. The Mean Green has allowed over 200-yards rushing in five of the six games this season. Marshall ran for a season-high 326 yards against FAU in their 33-17 win. The Thundering Herd are fourth in the league in rushing offense and have five different players with 100 yards rushing this season.

Head to Head North Texas vs. Marshall

0-6	Record	6-1
17.0	Scoring/Game	31.9
348.2	Total Offense	361.9
155.7	Rushing Offense	173.4
192.5	Passing Offense	188.4
570.0	Total Defense	359.1
261.8	Rushing Defense	170.7
308.2	Passing Defense	188.4
50.2	Points Allowed	17.4
9	Sacks	14
55.2	Penalties/Game	71.4
35%	3rd Down Conversion	37%
57%	4th Down Conversion	50%
-8	Turnover Margin	+2
20.2	Kickoff Returns	27.8
4.0	Punt Returns	6.2
42.8	Punting	44.6
25:29	Time of Possession	28:56



NORTH TEXAS FOOTBALL

MEAN GREEN NOTES

NORTH TEXAS MEDIA SERVICES

Who to contact:

Steven Bartolotta: 940-369-8329 (Office)
817-300-1931 (Cell)
E-mail: steven.bartolotta@unt.edu

Eric Capper: 940-565-2476 (Office)
940-367-0727 (Cell)
E-mail: eric.capper@unt.edu

Practice Coverage

Media has limited access to North Texas football practice. The media may view the first five periods of practices on Tuesday and Wednesday. The remaining practice is closed to all media and fans.

Credentials For Media

Those wishing to cover North Texas must contact Steven Bartolotta for credentials for home and away games.

Monday Press Conference

All player and coach interviews will be conducted at a press conference on Monday afternoon at the Athletic Center at 11:30 a.m. **Requests for players should be made in advance through the sports information office by Sunday at noon.** Players requested and unable to attend the press conference on Monday will be made available after practice on Tuesday. Special exemptions may be granted to those media wishing to interview a specific student-athlete before practice at the discretion of the media relations office.

Post-Practice Interviews

Interviews following practice will be conducted only for requested players not available at Monday's press conference. All out of town media with request for Mike Canales, assistant coaches or players must contact Steven Bartolotta.

Post-Game Interviews

The North Texas locker room is closed to all members of the media. Coach Canales and requested players will be available for interviews following a brief cooling off period. Postgame interviews at Apogee Stadium will be held in the team meeting room in the Athletic Center.

2015 Team Captains

Offense: Andrew McNulty and Marcus Smith
Defense: Blake Bean and Anthony Wallace
Special Teams: Announced the week of the game

Canales Takes The Reins

Mike Canales, in his sixth year as the offensive coordinator and quarterbacks coach for the Mean Green, his 31st year in coaching at the collegiate and professional level, will serve as interim head coach for the second time during his tenure at North Texas. Taking over in 2010, he led North Texas to a 2-3 record.

Forgetting Marshall

The Mean Green and Thundering Herd are battling for just the second time in series history, and the first matchup went to Marshall 7-0 in the 1988 NCAA I-AA Playoffs. The two teams came into the game averaging a combined 694 yards of offense and 62 points a game, but the only score came when Marcus Camper fumbled a punt while attempting a fair catch. Marshall recovered it at the 40-yard line and six plays later scored the game's only touchdown, in the first quarter. NT had two chances late in the fourth-quarter, but were unable to get the game tying score.

Lynn A Semifinalist For Campbell Trophy

North Texas senior fullback Jarrod Lynn was named a semifinalist by the National Football Foundation for the William V. Campbell Trophy. The National Football Foundation & College Hall of Fame announced the 135 semifinalists for the 2015 William V. Campbell Trophy, which recognizes an individual as the absolute best football scholar-athlete in the nation. Lynn is one of only 56 players from FBS football to be named a semifinalist and one of just three players from Conference USA. The NFF will announce 15 finalists on Oct. 29, and each of them will receive an \$18,000 postgraduate scholarship as a member of the NFF National Scholar-Athlete Class.

Walkons Making A Difference

Since 2011 the North Texas walkon program has been thriving. 34 players have been put on scholarship since 2011. Four players have been named all-conference: WR Darnell Smith (2013), center Kaydon Kirby (2013, Lombardi- and Rimington-Award nominee in 2015), DB Kenny Buyers (2013), punter Blake Macek (2013). Defensive lineman Brandon McCoy was the winner of the Armed Forces Merit Award in 2013 and, since 2011, walkons have made a total of 146 starts in four seasons. They have combined to rush for 1,686 yards and 19 TDs. The wide receivers have combined for 2,985 receiving yards and 13 touchdowns. In 2012, the top two receivers were walkons and three of the top-five were walkons. On defense since 2011, walkons have accounted for 400 tackles.

100th Season Of Football

2015 is the 100th season of North Texas football. The Mean Green enter the year needing eight wins to reach 500 victories in school history. During the 100 seasons of football, North Texas has been to eight bowl games and won three. The program has also won 25 conference championships.

Award Candidates

Three North Texas players came out of the summer on five national award watch lists heading into the 2015 season. Junior center Kaydon Kirby, who has started 29 straight games as a former walkon, was named to the Rimington and Lombardi Award watch lists. WR Carlos Harris is the first NT player to be named to the Paul Hornung Award watch list and just the third Mean Green player to earn a Biletnikoff Award nomination. Not to be outdone, placekicker Trevor Moore was one of just 30 kickers nationwide and one of just two from C-USA to be named to the Lou Groza Award watch list.

Eight Is Enough

The Mean Green schedule is pretty daunting considering eight of the 12 opponents were bowl eligible in 2014 and five were bowl champions. NT has to face Marshall, Louisiana Tech and Tennessee on the road, all of which won their bowl games. The Mean Green still faces Iowa on the road (lost to Tennessee in a bowl game) and has Rice, WKU and UTEP at home. MTSU was bowl eligible in 2014, and NT faces the Blue Raiders on the road in November.

Three Named First-Team C-USA

Wide receiver Carlos Harris, center Kaydon Kirby and placekicker Trevor Moore were tabbed to the 2015 Conference USA preseason first-team. Harris and Moore were both C-USA honorable mention in 2014, and Moore was also named to the C-USA All-Freshman team. Kirby was a 2013 C-USA All-Freshman pick.

No Rest In 2015

North Texas had a bye week in the opening week of college football, but, following that open week, it faces a dozen weeks of football. NT plays 12-straight weeks without a break, which is tied for the third longest in the nation. Only two programs in the nation, Colorado and Hawai'i, will play 13 straight weeks without a bye in 2015.

Consecutive weeks with a game:

1. Colorado	13
Hawai'i	13
3. North Texas	12
Florida International	12
Massachusetts	12
Arizona	12

NORTH TEXAS FOOTBALL

MEAN GREEN OFFENSIVE NOTES

NORTH TEXAS CONSECUTIVE STARTS

KAYDON KIRBY, JR., OL.....31
 FRED SCOTT, JR., LB.....18

collegepressbox.com
SINCE 2006 EVERYTHING BUT THE PRE-GAME MEAL

Collegepressbox.com is the official media website for Conference USA football. Access and download weekly game notes, quotes, statistics, media guides, headshots, logos and more for the conference and each of its member schools.

Login information will be distributed to accredited media or you can apply for a password by sending an e-mail to password@collegepressbox.com.

Ear It

North Texas has partnered with The Name Engine to provide pronunciations. By going to MeanGreenSports.com and clicking on the roster page, you can hear the pronunciation of selected Mean Green players.

By each individual will be an icon, click on the icon and you will hear the name of the player pronounced along with a phonetic spelling.

C-USA STANDINGS

East	Conference	Overall
WKU	4-0	6-1
Marshall	3-0	6-1
MTSU	2-1	3-4
FIU	1-2	3-3
Old Dominion	1-1	3-3
FAU	1-2	1-4
Charlotte	0-3	2-4

West	Conference	Overall
La Tech	2-1	4-2
Rice	2-1	3-3
Southern Miss	2-1	4-3
UTSA	1-2	1-6
UTEP	0-2	2-4
North Texas	0-3	0-6

Quick Hitters

Jeffrey Wilson, if he had enough games played and rushing attempts to qualify, he would rank sixth in Conference USA in rushing (87.8 yards/game) and yards per carry (5.9 yards/carry).... Carlos Harris ranks 20th in Conference in all-purpose yards averaging 87.8 yards per game..... North Texas ranks sixth in Conference USA in both penalties per game (6.2/game) and sevenths in penalty yards per game (55.2/game)..... North Texas ranks seventh in Conference USA in tackles for loss allowed per game (6.2/game) and ranks ninth in sacks allowed per game (2.5/game).... Darvin Kidsy hauled in his first-career receiving touchdown on a 46-yard touchdown pass from DaMarcus Smith on the last play of the first half. It was his fourth-career touchdown and the third different way he has scored a TD, scoring twice previously on punt returns and another on a kickoff return.

Smashing Start

DaMarcus Smith became the 10th different quarterback in school history to throw four or more touchdown passes in a game. It was the 16th four-touchdown passing game in school history, the first since Riley Dodge threw for four touchdown passes against Western Kentucky in 2009. Players with four or more touchdown passes in a game (Number of games, last time)

NT QB's With 4 or More TD Passes

Steve Ramsey x 5 (vs. Tulsa, 1969)
 Giovanni Vizza x 2 (vs. WKU, 2008)
 Mitch Maher x 2 (vs. Oklahoma State, 1994)
DaMarcus Smith x 1 (vs. WKU, 2015)
 Riley Dodge x 1 (vs. WKU, 2009)
 Jason Mills x 1 (vs. Utah State, 1997)
 Joe Stevenson x 1 (vs. NE Louisiana, 1978)
 Ken Washington x 1 (vs. La Tech, 1977)
 Tony Ford x 1 (vs. Wichita State, 1973)
 Corkey Boland x 1 (vs. Southern Illinois, 1966)

Targeting Harris

The fifth-most targeted player among all receivers nationally last season, Carlos Harris is fifth in Conference USA in receiving yards a game at 85.3. Harris is two catches away from moving into fourth place at North Texas with 176 career receptions after grabbing nine catches . He needs 24 more catches to become just the second player in school history with 200. Harris jumped to sixth in receiving yards with 43 against WKU as he has 2,191 career receiving yards. Harris has 12 career receiving touchdowns, which leaves him just two away from the top-10 all-time in that category.

Career Receptions

1. Casey Fitzgerald 229
 2. Johnny Quinn 187
 3. David Brown 182
 4. **Carlos Harris 176**

Career Receiving Yards

1. Johnny Quinn 2,718
 2. Troy Redwine 2,567
 3. Casey Fitzgerald 2,533
 4. Ron Shanklin 2,465
 5. David Brown 2,402
 6. **Carlos Harris 2,191**

Red Zone Troubles

The North Texas offense, which last season was the best in the nation inside the red zone, is having trouble in 2015. The Mean Green is scoring just 72 percent of the time inside the red zone, which is 11th in C-USA and 117th nationally. North Texas has only been inside the red zone 11 times this year, but only four touchdowns to show for it. The Mean Green has four field goals, but two turnovers this season inside the red zone.

Red Zone Comparison

North Texas		
Times In RZ	PTS	TD's
15	61	7

Opponents

Times in RZ	PTS	TD
33	191	26

First Down Woes

While North Texas is converting only 35 percent on 3rd down this season, digging deeper shows the trouble for the Mean Green offense on first-down has put them behind the chains. Of the 179 1st down plays run by North Texas this season, 119 of them have gone for five-yards or less, 66.4 percent. That has led to 73 3rd and long situations (3rd and 6 or more) of which North Texas has converted just 17-of-73, 23.2 percent.

One Final Act For The Jimmy Show

Antoine Jimmerson moved into 13th place all-time in career rushing, carrying for 15 times against Iowa for 66 yards and giving him 1,789 career rushing yards. He scored his 23rd career touchdown against SMU and moved into seventh place all-time. He needs just 211 more yards to become the 11th running back in school history to reach 2,000 career yards.

Career Touchdowns

1. Lance Dunbar 49
 2. Patrick Cobbs 38
 3. Ron Shanklin 31
 4. Ken Bahnsen 29
 Scott Davis 29
 6. Jamario Thomas 27
 7. **Antoine Jimmerson 23**

One Of The Biggest

True freshman offensive lineman Jordan Murray checks in at 6-9 and 359 pounds. He made his first start of his career against Rice, he's the first true freshman offensive lineman to start a game since Cyril Lemon in 2011. He also happens to be one of the biggest players in FBS football. He is tied for third-tallest player in the nation at 6-9, trailing two 6-10 players, but is the biggest player in the nation when it comes to being 6-9 or taller and 359 pounds.

NORTH TEXAS FOOTBALL

MEAN GREEN DEFENSE/SPECIAL TEAMS NOTES

MEAN GREEN'S RECORD WHEN:

LEADING AT THE HALF	0-0
TRAILING AT THE HALF	0-6
TIED AT THE HALF	0-0
LEADING AFTER THREE QUARTERS	0-1
TRAILING AFTER THREE QUARTERS	0-5
TIED AFTER THREE QUARTERS	0-0
SCORING FIRST	0-2
OPPONENT SCORES FIRST	0-4
RUNNING MORE PLAYS THAN OPPONENT	0-3
OPPONENT RUNS MORE PLAYS	0-3
SAME NUMBER OF PLAYS	0-0
COMMITTING MORE TURNOVERS	0-6
COMMITTING LESS TURNOVERS	0-0
TURNOVERS ARE EVEN	0-0
COMMITTING AT LEAST TWO TURNOVERS	0-4
WINNING TIME OF POSSESSION	0-0
OPPONENT WINS TIME OF POSSESSION	0-6
RUNNING 70 OR MORE OFF. PLAYS	0-4
RUNNING LESS THAN 70 OFF. PLAYS	0-2
RUSHING FOR 150 YARDS OR MORE	0-5
RUSHING FOR LESS THAN 150 YARDS	0-1
PASSING FOR 200 YARDS OR MORE	0-4
PASSING FOR LESS THAN 200 YARDS	0-2
PASSING % IS OVER 55%	0-2
PASSING % IS LESS THAN 55%	0-4
THIRD DOWN CONV. IS OVER 40%	0-1
THIRD DOWN CONV. IS LESS THAN 40%	0-5
GAINING MORE TOTAL YARDS THAN OPP	0-0
GAINING LESS TOTAL YARDS THAN OPP	0-6
PLAYING AT HOME	0-3
PLAYING ON THE ROAD	0-3
PLAYING ON NATURAL GRASS	0-0
PLAYING ON ARTIFICIAL SURFACE	0-6

Freshman Get The Call

True freshmen Nate Brooks and Ashton Preston made their first-career starts at cornerback, the first freshman duo to start at cornerback since redshirt freshmen Antoine Bush and Desmon Chatman started the last game of the 2006 season. Freshman line-backer Darrien McNair also saw his first action of the season against WKU. North Texas has had a bit of youth movement this season, as 18 either true or redshirt freshman have seen action this season for the Mean Green.

A Pick From The Defense

Zac Whitfield intercepted Brandon Doughty in the second quarter. It was the eighth of Whitfield's career, the Mean Green's first interception of the season, and it was just the fourth time that Doughty had been picked off this season. Whitfield's interception was also the first turnover forced in three games, last recovering two fumbles against Iowa on Sept. 26.

Among The Nation's Tops In Stops

Kishawn McClain and James Gray continue to rank first and second in Conference USA in solo tackles per game. McClain averages 7.5 solo stops per game, while Gray average 6.2 solo stops per game. McClain leads all defensive backs nationally, while Gray ranks sixth nationally. They are one of three pairs of teammates (Arizona State and Maryland State) ranked in the top 14 nationally in solo tackles per game. Kishawn McClain's 14 solo tackles against Rice is tied for the most nationally this season. Gray ranks third in Conference USA, 23rd nationally, averaging 9.3 tackles per game, while McClain ranks fifth in Conference USA, 27th nationally, averaging 9.2 tackles per game. They are one of three pairs of teammates (Marshall and Tulsa) ranked in the top 30 nationally in tackles per game.

Points Allowed

The 170 points allowed against Southern Miss (49 points), Portland State (66 points) and Western Kentucky (55) is the second-most points allowed over three games in school history, second only to a three-game stretch in 2008.

Seeing Red In The Zone

Defensively, North Texas ranks ninth in Conference USA red-zone conversion scoring defense (87.9 percent) and last in the league in red-zone conversion touchdown scoring defense (78.8 percent). North Texas ranks sixth in Conference USA in both penalties per game (6.2/game) and seventh in penalty yards per game (55.2/game). North Texas ranks seventh in Conference USA in tackles for loss allowed per game (6.2/game) and ranks ninth in sacks allowed per game (2.5/game).

3rd Down Woes

The North Texas defense has struggled to get off the field when it has been 3rd down this season. It hasn't been 1st or 2nd down that has put them in a hole, it has been 3rd and long (more than seven yards) that has given them trouble. The QB's in 3rd-and-long against NT this season have completed 28-of-35, 80.1 percent of their passes. 20 of those have gone for a 1st down, four of them have gone for touchdowns. Against the run on 3rd down, opponents have converted 21 times on 35 rushing attempts, 60 percent of the time.

The Long Leg Of Keena

Eric Keena leads Conference USA and ranks seventh nationally averaging 45.9 yards per punt. He has had 10 punts of 50-plus yards, including a season-long of 63 yards, and has downed seven punts inside the 20-yard line in his 32 punt attempts this season.

Streak Broken

North Texas had a rare special teams mistake against Portland State as they blocked a punt. It was the first blocked punt allowed since Sept. 11, 2010 against Rice. It snapped a streak of 63 consecutive games without allowing a blocked punt, the fourth-longest streak in the nation.

Freshman All-America

Placekicker Trevor Moore earned freshman All-America honors after hitting 15-of-17 in field goals and he was a perfect 37-for-37 in PATs. Moore is a perfect 12-for-12 in PATs in 2015. He has made 49 straight PATs, leaving him 12 away from tying the school record Moore ranks 5th nationally among active kickers with a field goal percentage of 84.0. This season Moore has made 6-of-9 kicks. Moore was a Lou Groza Award nominee.

Defense and Special Teams Getting Offensive

Since 2011 NT has scored 21 times on defense or special teams. The Mean Green has 19 touchdowns and two safeties. The Mean Green has four blocked punts that resulted in TDs, two punt returns, one kickoff return, six interception returns for TD, and six fumble returns for a touchdown. Dating back to the 2010 season, the Mean Green has scored 21 touchdowns from either the defense or special teams, which ranks 16th in the nation. North Texas is one of only four non-Power-5 teams in the nation with 21 or more TDs since 2010. Only Houston (26), Boise State (24) and Fresno State (23) rank ahead of NT of schools from a non-Power-5 league. Oregon leads the nation since 2010 with 32.

NORTH TEXAS FOOTBALL

2015 GAME-BY-GAME RECAPS

Sept. 12, 2015 • Attendance: 25,401

Gerald J. Ford Stadium • Dallas, Texas

North Texas 13
SMU 31 

DALLAS - An inconsistent North Texas offense, which had rolled up and down the field a year ago against SMU, coughed and sputtered and struggled in Saturday night's season opener, losing two fumbles, throwing two interceptions, and failing to generate scoring chances or to take advantage of opportunities presented to it in a 31-13 loss to the Mustangs at Gerald J. Ford Stadium.

The North Texas defense generated three first-half turnovers of its own, stopped SMU three times inside the Mean Green five-yard line, and kept SMU quarterback Matt Davis under control for three quarters, but wore down and surrendered 21-straight points in a decisive fourth quarter.

"They outplayed us in the second half," North Texas coach Dan McCarney said. "They made the plays, we didn't. You turn the ball over four times, you're rarely going to win football games. That was the difference in the game."

SCORE BY QUARTERS

North Texas	3	3	7	0	13
SMU	7	0	3	21	31

SCORING SUMMARY

First Quarter

NT - Moore 25 yd FG - 11:00
SMU - Sutton 27 yd reception - 8:11

Second Quarter

NT - Moore 25 yd FG - 8:00

Third Quarter

SMU - Hedlund 27 yd FG - 5:09
NT - Jimmerson 25 yd run -

Fourth Quarter

SMU - Gaines 8 yd reception - 14:15
SMU - Davis 50 yd run - 9:21
SMU - Davis 14 yd run - 2:59

TEAM STATISTICS

	NT	SMU
First Downs	17	27
Rushes-Yards	33-112	53-273
Passing-Yards	128	171
Comp-Att-Int	16-34-2	17-24-0
Total Plays-Yards	67-240	77-444
Punts-Yards	5-207	2-79
Fumbles/Lost	4-2	4-3
Penalties	7-73	6-50
3rd Down Conv.	6-for-16	9-for-15
Time of Possession	24:10	35:50

INDIVIDUAL STATISTICS

RUSHING - North Texas - Tucker 10-50.
SMU - Davis 17-125

PASSING - North Texas - McNulty 16-34-128-2. **SMU** - Davis 17-24-171-0.

RECEIVING North Texas - Harris 5-40.
SMU - Sutton 5-65.

Sept. 19, 2015 • Attendance: 19,602

Apogee Stadium • Denton, Texas

Rice 38
North Texas 24 

DENTON - North Texas put up some impressive first-half numbers in the first home game of the season Saturday. Quarterback Andrew McNulty completed 65 percent of his passes for 171 yards, the ground game rushed for 98 yards and averaged 7.5 yards per carry, the offense converted five-of-seven third downs, and the defense recorded three sacks. It should have added up to a nice lead in the Conference USA opener against Rice. And it was all undone by turnovers.

Two critical, crippling lost fumbles - one on a punt return and one that cut short a Mean Green drive deep in Rice territory - led to 10 first-half Rice points, and a third-quarter tipped-ball interception led to another Rice touchdown, sending North Texas to a 38-24 loss at Apogee Stadium.

"The thing we built this program on, the foundation that is so important to winning, is turnover margin and taking care of the football," North Texas head coach Dan McCarney said. "When you're minus three on the day against a good team, you're going to have trouble winning."

SCORE BY QUARTERS

Rice	0	17	21	0	38
North Texas	3	7	7	7	24

SCORING SUMMARY

First Quarter

NT - Moore 23 yd FG - 2:18

Second Quarter

Rice - Parks 13 yd reception - 11:35
NT - Harris 33 yd reception - 9:59
Rice - Wright 30 yd reception - 7:41
Rice - Fox 20 yd FG - 0:00

Third Quarter

Rice - Steward 5 yd run - 11:33
Rice - Turner 5 yd run - 6:55
Rice - Parks 9 yd reception - 2:01
NT - Ezzard 5 yd run - 0:00

Fourth Quarter

NT - Harris 93 yd reception - 7:42

TEAM STATISTICS

	Rice	NT
First Downs	28	20
Rushes-Yards	51-189	27-175
Passing-Yards	373	303
Comp-Att-Int	29-39-0	19-35-1
Total Plays-Yards	90-562	62-478
Punts-Yards	3-122	2-69
Fumbles/Lost	0-0	3-2
Penalties	7-60	4-45
3rd Down Conv.	12-for-19	8-for-13
Time of Possession	41:50	18:10

INDIVIDUAL STATISTICS

RUSHING - Rice - Davis 21-102. **North Texas** - Jimmerson 13-94.

PASSING - Rice - Jackson 29-39-373-0. **North Texas** - McNulty 19-35-303-1.

RECEIVING Rice - Parks 8-163. **North Texas** - Harris 8-193.

Sept. 26, 2015 • Attendance: 56,041

Kinnick Stadium • Iowa City, Iowa

North Texas 16
Iowa 62 

IOWA CITY, IA - Despite forcing two first-half turnovers that led to 10 points, North Texas was overpowered by Iowa's ground game and sensational passing attack in a 62-16 loss at Kinnick Stadium Saturday afternoon.

The Mean Green, beset by turnover problems a week ago against Rice, took care of the football in the first half and took advantage of a pair of Hawkeye turnovers, but it wasn't enough to keep North Texas in the game. Iowa scored touchdowns on all seven trips into scoring territory, while the Mean Green settled for field goals on three of its first four possessions deep in the Hawkeyes' end of the field.

"We lost to a heck of a football team," North Texas coach Dan McCarney said. "At times we did some real positive things, especially running the ball. But we had some miscues late, and it got out of hand."

SCORE BY QUARTERS

North Texas	0	13	3	0	16
Iowa	14	21	13	14	62

SCORING SUMMARY

First Quarter

Iowa - Canzeri 16 yd run, 11:36
Iowa - Canzeri 10 yd run, 5:56

Second Quarter

NT - Moore 38 yd FG, 13:17
Iowa - Kittle 43 yd reception, 12:20
Iowa - Smith 81 yd reception, 10:47
NT - Moore 38 yd FG, 2:53
NT - Loving 6 yd reception, 7:33
Iowa - Canzeri 3 yd run, 1:56

Third Quarter

NT - Moore 31 yd FG, 10:48
Iowa - Canzeri 1 yd run, 00:45
Iowa - Jewell 34 yd interception return, 00:15

Fourth Quarter

Iowa - Wadley 2 yd run, 6:35
Iowa - Bower 88 yd interception return, 2:47

TEAM STATISTICS

	NT	Iowa
First Downs	22	23
Rushes-Yards	45-183	43-210
Passing-Yards	173	278
Comp-Att-Int	17-43-2	19-22-0
Total Plays-Yards	88-356	65-488
Punts-Yards	8-379	3-126
Fumbles/Lost	1-1	2-2
Penalties	8-62	4-24
3rd Down Conv.	7-for-21	6-for-9
Time of Possession	28:15	31:45

INDIVIDUAL STATISTICS

RUSHING - North Texas - Wilson 14-74.

Iowa - Canzeri 22-115

PASSING - North Texas - McNulty 14-36-137-1. **Iowa** - Beathard 18-21-278-0.

RECEIVING North Texas - Harris 5-43.
Iowa - Smith 4-115.

NORTH TEXAS FOOTBALL

2015 GAME-BY-GAME RECAPS

Oct. 3, 2015 • Attendance: 26,430

M.M. Roberts Stadium • Hattiesburg, Miss.

North Texas 14 
Southern Miss 49

HATTIESBURG, MS - Four weeks into the 2015 season, North Texas continues its search for consistency.

The return of running back Jeffrey Wilson paid big dividends Saturday night against Southern Miss, but even with his career-best rushing performance, the Mean Green offense continued to be sporadic and mistake prone, and couldn't match a Golden Eagles' attack that steadily built momentum on its way to a 49-14 win over the Mean Green at Roberts Stadium. This is the first time North Texas has started the season 0-4 since 2008, and is the Mean Green's fifth loss in a row dating back to last year. Southern Miss improved to 3-2.

With sophomore Wilson back from injury and in the starting lineup for the first time this season, North Texas generated offense on the ground, rushing for 97 yards by half-time, with Wilson accounting for 77. Wilson finished with 136 yards, the second 100-plus-yard game of his career and the most yards rushing for North Texas since Brandon Byrd had 251 against Tulsa in 2013.

SCORE BY QUARTERS

North Texas	0	0	0	14	14
Southern Miss	7	14	14	14	49

SCORING SUMMARY

First Quarter

USM - Thomas 5 yd reception, 1:58

Second Quarter

USM - Martin 3 yd reception, 8:30

USM - Mullens 4 yd run, 5:46

Third Quarter

USM - Thomas 5 yd reception - 8:55

USM - Thomas 62 yd reception - 6:35

Fourth Quarter

NT - Harris 23 yd reception - 14:45

USM - Smith 4 yd run - 9:58

USM - Hayes 2 yd run - 2:02

NT - Ivery 3 yd run - 4:03

TEAM STATISTICS

	NT	USM
First Downs	26	24
Rushes-Yards	43-185	33-248
Passing-Yards	201	325
Comp-Att-Int	32-14-1	36-27-0
Total Plays-Yards	81-386	69-573
Punts-Yards	6-266	4-188
Fumbles/Lost	0-0	0-0
Penalties	5-40	8-87
3rd Down Conv.	5-for-17	6-for-12
Time of Possession	29:51	30:09

INDIVIDUAL STATISTICS

RUSHING - North Texas - Wilson 22-136.

USM - Hayes 16-86

PASSING - North Texas - McNulty 11-21-131-0. **USM** - Mullens 27-36-325-0

RECEIVING North Texas - Harris 9-136. **USM** - Thomas 7-155

Oct. 10, 2015 • Attendance: 19,801

Apogee Stadium • Denton, Texas

Portland State 66 
North Texas 7

DENTON - North Texas slid to 0-5 on the year and incurred the first home losing streak in the era of head coach Dan McCarney with its first-ever loss to an FCS opponent Saturday at Apogee Stadium, a shocking 66-7 homecoming defeat to Portland State.

The Vikings, ranked No. 25 in the nation in the Football Championship Subdivision, claimed their second FBS scalp of the season by dismantling the Mean Green in the biggest margin of victory by an FCS team over a Football Bowl Subdivision team in NCAA history.

The Vikings, who upset Washington State in their season opener this year, brought its bag of tricks to Apogee, pulling out three trick plays in the first half. Deception, however, was unnecessary. The Vikings rolled up single-game season-highs in passing yards, total yards and points, and did so before halftime.

SCORE BY QUARTERS

Portland State	14	31	14	7	66
North Texas	0	0	0	7	7

SCORING SUMMARY

First Quarter

PSU - Adams 34 yd reception, 7:30

PSU - Tago 15 yd run, 2:50

Second Quarter

PSU - Tago 1 yd run, 14:23

PSU - Jones 70 yd run, 13:16

PSU - Carter 56 yd reception, 8:06

PSU - Jones 7 yd reception, 4:22

PSU - Gonzales 46 yd FG - 0:27

Third Quarter

PSU - Jones 60 yd reception, 14:13

PSU - Long 5 yd run, 1:21

Fourth Quarter

PSU - Thompson 68 yd run, 12:27

NT - Harris 9 yd reception, 1:02

TEAM STATISTICS

	PSU	NT
First Downs	27	13
Rushes-Yards	46-368	31-76
Passing-Yards	302	122
Comp-Att-Int	13-22-0	16-41-0
Total Plays-Yards	68-670	72-198
Punts-Yards	5-191	11-474
Fumbles/Lost	0-0	1-1
Penalties	5-65	8-74
3rd Down Conv.	5-for-11	3-for-18
Time of Possession	33:37	26:23

INDIVIDUAL STATISTICS


RUSHING - PSU - Jones 9-134. **North Texas** - Wilson 9-49

PASSING - PSU - Kuresa 11-19-269-3. **North Texas** - McNulty 10-25-57-0.

RECEIVING PSU - Adams 4-100. **North Texas** - Harris 9-57

Oct. 15, 2015 • Attendance: 10,155

Apogee Stadium • Denton, Texas

WKU 55 
North Texas 28

DENTON - Thursday night, North Texas stepped up its effort and found the fire it so desperately lacked last weekend. Unfortunately, the Mean Green also stepped up in class of opponent.

Western Kentucky, tied for the best record in Conference USA, overpowered and outlasted North Texas, fending off the Mean Green's early challenges and taking control late in the first half on the way to a 55-28 victory at Apogee Stadium.

North Texas quarterback DaMarcus Smith, making his first start, displayed his remarkable athletic ability, rushing for 122 yards, passing for four touchdowns and 228 yards. However, he was also inconsistent, completing 17 of 35 throws and struggling in the first half.

"This was a very difficult week to put together a plan against a very good football team after what we endured this week," said North Texas coach Mike Canales, in his second stint as interim head coach at North Texas but his first game in that role this season. "Our kids were resilient and they battled. I'm very proud them."

SCORE BY QUARTERS

WKU	14	20	14	7	55
North Texas	0	14	0	14	28

SCORING SUMMARY

First Quarter

WKU - Wales 5 yd reception, 10:12

WKU - Dangerfield 2 yd reception, 6:01

Second Quarter

NT - Goree 20 yd reception, 11:04

WKU - Schweitman 25 yd FG, 6:48

WKU - Schweitman 43 yd FG, 4:28

WKU - Taylor 56 yd reception, 4:10

WKU - Taylor 31 yd reception, 0:52

NT - Kidsy 46 yd reception, 0:00

Third Quarter

WKU - Wales 8 yd run, 10:01

WKU - Wales 1 yd run, 3:44

Fourth Quarter

WKU - Warr 3 yd run, 10:23

NT - Harris 4 yd reception, 5:34

NT - Harris 14 yd reception, 0:29

TEAM STATISTICS

	WKU	NT
First Downs	35	22
Rushes-Yards	40-283	35-205
Passing-Yards	400	231
Comp-Att-Int	31-43-1	17-35-1
Total Plays-Yards	83-683	70-431
Punts-Yards	2-101	7-274
Fumbles/Lost	0-0	3-1
Penalties	7-55	5-37
3rd Down Conv.	9-for-14	5-for-13
Time of Possession	33:54	26:06

INDIVIDUAL STATISTICS

RUSHING - WKU - Wales 21-193. **North Texas** - Smith 16-122.

PASSING - WKU - Doughty 26-37-350-4. **North Texas** - Smith 17-35-228-4.

RECEIVING WKU - Taylor 7-134. **North Texas** - Kidsy 3-93.

NORTH TEXAS FOOTBALL

2015 GAME-BY-GAME RESULTS

	Tm. Rushing (Att.-Yds.-TDs)		Tm. Passing (Att.-Comp.-Yds.-Int-TDs)		Tm. Total Offense		Tm. First Downs		Fumbles-Lost	
	NT	Opp	NT	Opp	NT	Opp	NT	Opp	NT	Opp
at SMU	33-112-1	53-273-2	34-16-128-2-0	24-17-171-0-2	240	444	17	27	4-2	4-3
vs. Rice	27-175-1	51-189-2	35-19-303-1-2	39-29-373-0-3	478	562	28	20	3-2	0-0
at Iowa	45-183-0	43-210-5	43-17-173-2-1	22-19-278-0-2	356	488	22	23	1-1	2-2
at Southern Miss	49-185-1	33-248-3	32-14-201-1-1	36-27-325-0-4	386	573	26	24	0-0	0-0
vs. Portland St.	31-76-0	46-368-6	41-16-122-0-1	22-13-302-0-3	670	198	27	13	1-1	0-0
vs. WKU	35-203-0	40-283-3	35-17-228-1-4	43-31-400-1-4	683	431	35	22	3-1	0-0
at Marshall										
vs. UTSA										
at Louisiana Tech										
at Tennessee										
at MTSU										
vs. UTEP										

INDIVIDUAL RUSHING (Att.-Yds.-TD)

	Jimmerson	Wilson	Ivery
at SMU	9-40-1	---	---
vs. Rice	13-94-0	---	5-47-0
at Iowa	15-66-0	14-74-0	6-39-0
at Southern Miss	10-16-0	22-136-0	6-48-1
vs. Portland St.	8--5-0	9-49-0	4-0-0
vs. WKU	3-12-0	13-91-0	0-0-0
at Marshall			
vs. UTSA			
at Louisiana Tech			
at Tennessee			
at MTSU			
vs. UTEP			

INDIVIDUAL PASSING (Att.-Comp.-Yds.-Int.-TD)

	Greer	McNulty	D. Smith
at SMU	---	34-16-128-2-0	---
vs. Rice	---	35-19-303-1-2	---
at Iowa	5-2-30-1-0	36-14-137-1-0	0-1-0-0-0
at Southern Miss	---	21-11-131-0-1	11-3-70-1-0
vs. Portland St.	10-3-30-0-0	25-10-57-0-0	6-3-35-0-1
vs. WKU	---	---	35-17-228-1-4
at Marshall			
vs. UTSA			
at Louisiana Tech			
at Tennessee			
at MTSU			
vs. UTEP			

INDIVIDUAL RECEIVING (Rec.-Yds.-TD)

	Harris	Kidsy	Goree	M. Smith	Smiley	Loving
at SMU	5-40-0	1-12-0	1--11-0	2-18-0	3-42-0	2-22-0
vs. Rice	8-193-2	0-0-0	0-0-0	3-27-0	0-0-0	5-67-0
at Iowa	5-43-0	1-6-0	2-16-0	3-22-0	2-26-0	3-37-0
at Southern Miss	9-136-1	1-6-0	0-0-0	0-0-0	3-56-0	0-0-0
vs. Portland St.	9-57-1	0-0-0	1-5-0	3-39-0	0-0-0	0-0-0
vs. WKU	4-43-2	3-93-1	2-29-1	3-38-0	2-19-0	0-0-0
at Marshall						
vs. UTSA						
at Louisiana Tech						
at Tennessee						
at MTSU						
vs. UTEP						

NORTH TEXAS FOOTBALL

INDIVIDUAL LEADERS BY GAME

Game	Rushing (att-yds-td)	Passing (att-comp-yds-td)	Receiving (rec-yds-td)	Tackles
at SMU	Tucker (10-50-0)	McNulty (34-16-128-2)	Harris (5-40-0)	Bean (10)
vs. Rice	Jimmerson (13-94-0)	McNulty (35-19-303-2)	Harris (8-193-2)	McClain (16)
at Iowa	Wilson (15-75-0)	McNulty (36-14-137-0)	Harris (5-43-0)	Gray (11)
at Southern Miss	Wilson (22-136-0)	McNulty (21-11-131-1)	Harris (9-136-1)	Gray (7)
vs. Portland St.	Wilson (9-49-0)	McNulty (25-10-57-0)	Harris (9-57-1)	Gray (10)
vs. WKU	Smith (16-122-0)	Smith (35-17-228-4)	Kidsy (3-93-1)	Wallace (13)
at Marshall				
vs. UTSA				
at Louisiana Tech				
at Tennessee				
at MTSU				
vs. UTEP				

OPPONENT INDIVIDUAL LEADERS BY GAME

Game	Rushing (att-yds-td)	Passing (att-comp-yds-td)	Receiving (rec-yds-td)	Tackles
at SMU	Davis (17-125-2)	Davis (24-17-171-2)	Sutton (5-65-1)	Wood/Lawler (6)
vs. Rice	Davis (21-102-0)	Jackson (39-29-373-3)	Parks (8-163-2)	Ibe (9)
at Iowa	Canzeri (22-115-4)	Beathard (21-18-278-2)	Smith (4-115-1)	Fisher/Jewell (9)
at Southern Miss	Hayes (16-86-1)	Mullens (36-27-325-4)	Thomas (7-155-3)	Four Players (7)
vs. Portland St.	Jones (9-134-2)	Kuresa (19-11-269-3)	Adams (4-100-1)	Duronslet (7)
vs. WKU	Wales (21-193-2)	Doughty (37-26-350-4)	Taylor (7-134-2)	Roush (6)
at Marshall				
vs. UTSA				
at Louisiana Tech				
at Tennessee				
at MTSU				
vs. UTEP				

CONFERENCE USA CONFERENCE PLAYERS OF THE WEEK

Week	Offense	Defense	Special Teams
Sept. 7	Ray Lawry (ODU)	Tiquan Lang (Marshall)	Blake Brewer (Charlotte)
Sept. 14	Brandon Doughty (WKU)	Marcus Ward (WKU)	Kylen Townen (WKU)
Sept. 21	Jalen Richard (Southern Miss)	Jeremy Cutrer (MTSU)	Jaquan White (UTEP)
Sept. 28	Brandon Doughty (WKU)	Ocie Rose (Florida Atlantic)	Tyler Williams (Marshall)
Oct. 5	Nick Mullens (Southern Miss)	Michael Ekwuagu (UTSA)	Jonathan Barnes (La Tech)
Oct. 12	Brandon Doughty (WKU)	Gary Thompson (Marshall)	Jonathan Barnes (La Tech)
Oct. 19	Zach Pascal (ODU)	TJ Ricks (ODU)	Stephen Brauchle (Southern Miss)

NORTH TEXAS FOOTBALL

2015 STARTING LINEUPS

OFFENSE

Game	LT	LG	C	RG	RT	WR	WR	WR	TE	RB	QB
at SMU	Banogu	Rice	Kirby	Thompson	Miles	Smiley	Goree	Kidsy	Smith	Tucker	McNulty
vs. Rice	Murray	Rice	Kirby	Thompson	Miles	Thompson	Goree	Harris	Smith	Jimmerson	McNulty
at Iowa	Banogu	Rice	Kirby	Thompson	Miles	Smiley	Goree	Harris	Smith	Jimmerson	McNulty
at Southern Miss	Banogu	Rice	Kirby	Thompson	Miles	Smiley	T. Thompson	Harris	Smith	Jimmerson	McNulty
vs. Portland St.	Banogu	Rice	Kirby	Thompson	Miles	Smiley	Goree	Harris	Smith	Wilson	McNulty
vs. WKU	Banogu	Rice	Kirby	Thompson	Miles	Smiley	T. Thompson	Harris	Smith	Wilson	D. Smith
at Marshall											
vs. UTSA											
at Louisiana Tech											
at Tennessee											
at MTSU											
vs. UTEP											

DEFENSE

Game	DE	DT	DT	DE	LOLB	MLB	ROLB	CB	CB	FS	SS
at SMU	Roberts	Wallace	Orr	Dilonga	Garner	Bean	Scott	Whitfield	Davis	McClain	Gray
vs. Rice	Roberts	Wallace	Orr	Dilonga	Garner	Bean	Scott	Whitfield	Davis	McClain	Gray
at Iowa	Roberts	Wallace	Orr	Flusche	Garner	Wallace	Scott	Whitfield	Davis	McClain	Gray
at Southern Miss	Roberts	Wallace	Orr	Flusche	Garner	Wallace	Scott	Whitfield	Davis	McClain	Gray
vs. Portland St.	Roberts	Wallace	Orr	Flusche	Garner	Wallace	Scott	Whitfield	Davis	McClain	Gray
vs. WKU	Roberts	Wallace	Orr	Flusche	Marshall	Wallace	Scott	Preston	Brooks	McClain	Gray
at Marshall											
vs. UTSA											
at Louisiana Tech											
at Tennessee											
at MTSU											
vs. UTEP											

NORTH TEXAS FOOTBALL

2015 LONG PLAYS

NORTH TEXAS BIG PLAYS

Opponent	RUSHING				PASSING				SPECIAL TEAMS	
	20-29	30-39	40-49	50+	20-29	30-39	40-49	50+	Block	Ret TD
at SMU	1	0	0	0	0	0	0	0	0	0
vs. Rice	3	0	0	0	2	1	0	1	0	0
at Iowa	1	0	0	0	3	0	0	0	0	0
at Southern Miss	2	0	0	0	1	1	0	1	0	0
vs. Portland St.	0	0	0	0	0	0	0	0	0	0
vs. WKU	1	1	0	0	3	0	1	0	0	0
at Marshall										
vs. UTSA										
at Louisiana Tech										
at Tennessee										
at MTSU										
vs. UTEP										
TOTALS	8	1	0	0	9	2	1	2	0	0

OPPONENT BIG PLAYS

Opponent	RUSHING				PASSING				SPECIAL TEAMS	
	20-29	30-39	40-49	50+	20-29	30-39	40-49	50+	Block	Ret TD
at SMU	2	0	0	1	2	0	0	0	0	0
vs. Rice	0	0	0	0	4	1	1	1	0	0
at Iowa	1	0	1	0	0	0	1	1	0	0
at Southern Miss	1	1	1	0	3	1	1	1	0	0
vs. Portland St.	3	0	0	2	2	2	0	2	1	0
vs. WKU	1	1	0	0	1	3	0	1	0	0
at Marshall										
vs. UTSA										
at Louisiana Tech										
at Tennessee										
at MTSU										
vs. UTEP										
TOTALS	8	2	2	3	12	7	3	6	1	0

TURNOVERS FORCED

Opponent	NORTH TEXAS					OPPONENTS				
	FUM	INT	TOT	PTS OFF	Margin	FUM	INT	TOT	PTS OFF	
at SMU	3	0	3	3	-1	2	2	4	7	
vs. Rice	0	0	0	0	-3	2	1	3	17	
at Iowa	2	0	2	10	-1	1	2	3	20	
at Southern Miss	0	0	0	0	-1	0	1	1	0	
vs. Portland St.	0	0	0	0	-1	1	0	1	3	
vs. WKU	0	1	1	7	-1	1	1	2	14	
at Marshall										
vs. UTSA										
at Louisiana Tech										
at Tennessee										
at MTSU										
vs. UTEP										
TOTALS	5	1	6	15	-8	7	7	14	61	

NORTH TEXAS FOOTBALL

2015 INDIVIDUAL BIG PLAYS

NORTH TEXAS PLAYS FROM SCRIMMAGE 20+ YARDS

RUNNING PLAYS (9)

Yds	Rusher	Opponent
33	DaMarcus Smith	WKU
28	Willy Ivery	Iowa
27	Jeffrey Wilson	WKU
27	Antoinne Jimmerson	Rice
25	Antoinne Jimmerson	Rice
25	Antoinne Jimmerson*	SMU
24	Willy Ivery	Southern Miss
20	Willy Ivery	Rice
20	Jeffrey Wilson	Southern Miss

*-Touchdown

PASSING PLAYS (19)

Yds	Receiver	Opponent
93	Carlos Harris*	Rice
61	Carlos Harris	Southern Miss
46	Darvin Kidsy*	WKU
39	Turner Smiley	Southern Miss
33	Carlos Harris*	Rice
29	Chris Loving	Rice
24	Marcus Smith	WKU
24	Chris Loving	Iowa
23	Darvin Kidsy	WKU
23	Jeffrey Wilson	Iowa
23	Carlos Harris*	Southern Miss
21	Turner Smiley	Iowa
20	Tee Goree*	WKU
20	Carlos Harris	Rice

*-Touchdown

KR 30 YARDS OR MORE (3)

Yds	Returner	Opponent
50	Jeffrey Wilson	Portland St.
33	D'Aundrey Bradley	Rice
32	D'Aundrey Bradley	WKU

*- Touchdown

PR 20 YARDS OR MORE (1)

Yds	Returner	Opponent
20	Darvin Kidsy	Portland St.

*- Touchdown

INT RETURN 20 YARDS OR MORE (0)

Yds	Returner	Opponent
-----	----------	----------

*- Touchdown

FUM RETURN 20 YARDS OR MORE (0)

Yds	Returner	Opponent
-----	----------	----------

*- Touchdown

OPPONENT PLAYS FROM SCRIMMAGE 20+ YARDS

RUNNING PLAYS (15)

Yds	Rusher	Team
70	David Jones*	Portland St.
68	M. Thompson*	Portland St.
50	Matt Davis*	SMU
45	D. Mitchell	Iowa
42	Ito Smith	Southern Miss
35	Justice Hayes	Southern Miss
32	Anthony Wales	WKU
29	Tyler Matthews	Southern Miss
29	Jordan Canzeri	Iowa
28	Steven Long	Portland St.
27	Xavier Jones	SMU
25	Matt Davis	SMU
25	David Jones	Portland St.
25	David Jones	Portland St.
21	Anthony Wales	WKU

*- Touchdown

PASSING PLAYS (21)

Yds	Receiver	Team
81	Tevaun Smith*	Iowa
62	Michael Thomas*	Southern Miss
60	David Jones*	Portland St.
56	Taywan Taylor*	WKU
56	Thomas Carter*	Portland St.
54	Dennis Parks	Rice
43	Dennis Parks	Rice
42	Michael Thomas	Southern Miss
43	George Kittle*	Iowa
37	Darnell Adams	Portland St.
34	Darnell Adams*	Portland St.
31	Taywan Taylor*	WKU
31	J. Dangerfield	WKU
31	Ito Smith	Southern Miss
30	Anthony Wales	WKU
30	Zach Wright*	Rice
27	Luke Turner	Rice
27	Courtland Sutton*	SMU
26	Ito Smith	Southern Miss
25	Darik Dillard	Rice
25	Alex Kuresa	Portland St.
24	Connor Cella	Rice
24	M. Kaufman	SMU
23	Nacarius Fant	WKU
21	Casey Martin	Southern Miss
20	Dennis Parks	Rice

*- Touchdown

KR 30 YARDS OR MORE (3)

Yds	Returner	Team
40	Desmond King	Iowa
31	Kahlil Dawson	Portland St.
30	Desmond King	Iowa

*- Touchdown

PR 20 YARDS OR MORE (2)

Yds	Returner	Team
38	Desmond King	Iowa
33	Desmond King	Iowa

*- Touchdown

INT RETURN 20 YARDS OR MORE (2)

Yds	Returner	Team
88	Bo Bower*	Iowa
34	Josey Jewell*	Iowa

*- Touchdown

FUM RETURN 20 YARDS OR MORE (0)

Yds	Returner	Opponent
-----	----------	----------

*- Touchdown

*- Touchdown

NORTH TEXAS FOOTBALL

THE LAST TIME.....

Scoring

Scored 30 or more points	31 vs. Florida Atlantic (11/9/14)
Scored 40 or more points	77 vs Nicholls (9/20/14)
Scored 50 or more points	77 vs Nicholls (9/20/14)
Scored 60 or more points	77 vs Nicholls (9/20/14)

Total Offense

Had more than 400 total yards	431 vs. WKU (10/15/15)
Had more than 450 total yards	478 vs Rice (9/19/15)
Had more than 500 total yards	526 vs Nicholls (9/20/14)
Had more than 600 total yards	635 vs. Navy (11/10/07)

Rushing Offense

Rushed for 150 or more yards	203 vs. WKU (10/15/15)
Rushed for 200 or more yards	203 vs. WKU (10/15/15)
Rushed for 250 or more yards	324 vs Nicholls (9/20/14)
Rushed for 300 or more yards	324 vs Nicholls (9/20/14)
Rushed for 400 or more yards	464 vs. Middle Tennessee (12/3/11)

Passing Offense

Passed for 250 or more yards	303 vs Rice (9/19/15)
Passed for 300 or more yards	303 vs Rice (9/19/15)
Passed for 350 or more yards	404 vs. Idaho (8/31/13)
Passed for 400 or more yards	404 vs. Idaho (8/31/13)
Passed for 500 or more yards	601 at SMU (9/8/07)

Scoring Defense

Allowed 0 points	0 vs. Troy State (10/30/03)
Allowed 3 or fewer points	3 vs Nicholls (9/20/14)
Allowed 7 or fewer points	6 vs. SMU (9/6/14)
Allowed 10 or fewer points	10 vs. Florida Atlantic (11/9/14)

Total Defense

Allowed fewer than 75 total yards	49 vs. Lamar (11/5/83)
Allowed fewer than 100 total yards	95 vs. Abilene Christian (9/5/92)
Allowed fewer than 150 total yards	147 vs. FIU (11/22/14)
Allowed fewer than 200 total yards	147 vs. FIU (11/22/14)
Allowed fewer than 250 total yards	147 vs. FIU (11/22/14)
Allowed fewer than 300 total yards	vs. FIU (11/22/14)

Rushing Defense

Allowed 0 or fewer yards	-6 vs. Abilene Christian (9/5/92)
Allowed 20 or fewer yards	10 vs. SMU (9/6/14)
Allowed 40 or fewer yards	10 vs. SMU (9/6/14)
Allowed 60 or fewer yards	10 vs. SMU (9/6/14)
Allowed 80 or fewer yards	78 vs Nicholls (9/20/14)
Allowed 100 or fewer yards	91 vs. FIU (11/22/14)

Passing Defense

Allowed 10 or fewer yards	7 vs. Abilene Christian (9/1/94)
Allowed 30 or fewer yards	27 vs. Nicholls State (9/7/02)
Allowed 50 or fewer yards	45 vs. Army (9/18/10)
Allowed 100 or fewer yards	56 vs. FIU (11/22/14)
Allowed 150 or fewer yards	56 vs. FIU (11/22/14)
Allowed 200 or fewer yards	56 vs. FIU (11/22/14)

Miscellaneous Team

NT wins when holding opponents to 10 points or less	37 consecutive, last loss at Marshall 7-0 (11/25/88)
NT wins when scoring 30 points or more	17, last win vs Nicholls (9/20/14)
Last shutout win	21-0 vs. Troy (10/30/03)

NORTH TEXAS FOOTBALL

THE LAST TIME.....

Individual Rushing

Had a player rush for 100 or more yards	122 by DaMarcus Smith vs. WKU (10/15/15)
Had 2 players rush for 100 or more yards.....	139 by Antoine Jimmerson vs. Texas So. (9/8/12); 106 by Brandin Byrd vs. Texas So. (9/8/12)
Had a player rush for 150 or more yards	251 by Brandin Byrd at Tulsa (11/30/13)
Had a player rush for 200 or more yards	251 by Brandin Byrd at Tulsa (11/30/13)
Had a player rush for 250 or more yards	251 by Brandin Byrd at Tulsa (11/30/13)
Had a player rush for 300 or more yards	313 by Lance Dunbar vs. MTSU (12/3/11)
Had a player rush for 2 or more TD's	2 by Dajon Williams and Reggie Pegram vs Nicholls (9/20/14)
Had a player rush for 3 or more TD's	3 by Brandin Byrd at Tulsa (11/30/13)
Had a player rush for 4 or more TD's	4 by Lance Dunbar vs. MTSU (12/3/11)
Had a player rush for 5 or more TD's	Never

Individual Passing

Had a player pass for 200 or more yards	228 by DaMarcus Smith vs. WKU (10/15/15)
Had a player pass for 250 or more yards	303 by Andrew McNulty vs. Rice (9/19/15)
Had a player pass for 300 or more yards	303 by Andrew McNulty vs. Rice (9/19/15)
Had a player pass for 400 or more yards	478 by Giovanni Vizza vs. Navy (11/10/07)
Had a player pass for 500 or more yards	601 by Daniel Meager at SMU (9/8/07)
Had a player pass for 2 or more TD's	2 by Andrew McNulty vs. Rice (9/19/15)
Had a player pass for 3 or more TD's	3 by Dajon Williams at Indiana (10/4/14)
Had a player pass for 4 or more TD's	4 by DaMarcus Smith vs. WKU (10/15/15)
Had a player pass for 5 or more TD's	8 by Giovanni Vizza vs. Navy (11/10/07)

Individual Receiving

Had a player with 10 or more receptions in a game	10 by Carlos Harris at UTSA (11/29/14)
Had a player with 15 or more receptions in a game	15 by Carlos Harris vs. Southern Miss (10/18/14)
Had a player receive 100 or more yards	136 by Carlos Harris at Southern Miss (10/3/15)
Had 2 players receive 100 or more yards.....	130 by Darnell Smith; 103 by Breelan Chancellor at. Tulane (10/5/13)
Had a player receive 150 or more yards	193 by Carlos Harris vs Rice (9/19/15)
Had a player receive 200 or more yards	216 by Carlos Harris vs. Southern Miss (10/18/14)
Had a player receive 250 or more yards	327 by Casey Fitzgerald at SMU (9/8/07)
Had a player receive 300 or more yards	327 by Casey Fitzgerald at SMU (9/8/07)
Had a player receive 2 or more TD's	2 by Carlos Harris vs. WKU (10/15/15)
Had a player receive 3 or more TD's	5 by Casey Fitzgerald vs. Navy (11/10/07)
Had a player receive 4 or more TD's	5 by Casey Fitzgerald vs. Navy (11/10/07)
Returned a kickoff for a TD	100 yards by Darvin Kidsy at Rice (10/25/14)
Returned a punt for a TD	75 yards by Darvin Kidsy vs Nicholls (9/20/14)
Returned an INT for a TD.....	98 yards by Zac Whitfield vs Nicholls (9/20/14)
Returned a fumble for a TD	31 by Jarrian Roberts vs. SMU (9/6/14)
Blocked a punt	Sed Ellis vs Nicholls (9/20/14)
Returned a blocked punt for TD	0 yards by Jarrian Roberts vs. Tulsa (11/30/13)
Blocked a FG	Zach Orr vs. UTEP (11/9/13)
Returned a blocked punt for a TD.....	0 yards by Zac Whitfield at Georgia (9/21/13)
Returned a blocked FG for a TD.....	66 yards by Phillip Littlejohn vs. Idaho (10/4/97)
Recorded a safety	Team Safety vs. Arkansas St. (11/3/12)

NORTH TEXAS FOOTBALL

OPPONENT LAST TIME.....

Rushing Offense

Rushed for 150 or more yards.....	283 by WKU (10/15/15)
Rushed for 200 or more yards.....	283 by WKU (10/15/15))
Rushed for 250 or more yards.....	283 by WKU (10/15/15)
Rushed for 300 or more yards.....	368 by Portland St. (10/10/15)

Passing Offense

Passed for 300 or more yards.....	400 by WKU (10/15/15)
Passed for 400 or more yards.....	400 by WKU (10/15/15)
Passed for 500 or more yards.....	563 by Houston (9/10/11)

Total Offense

Had more than 400 total yards.....	683 by WKU (10/15/15)
Had more than 450 total yards.....	683 by WKU (10/15/15)
Had more than 500 total yards.....	683 by WKU (10/15/15)

Individual Rushing

Had a player rush for 100 or more yards.....	193 by Anthony Wales, WKU, (10/15/15)
Had 2 players rush for 100 or more yards.....	150 by Tevin Coleman, Indiana (10/4/14); 102 by D. Roberts by Indiana (10/4/14)
Had a player rush for 150 or more yards.....	193 by Anthony Wales, WKU, (10/15/15)
Had a player rush for 200 or more yards.....	245 by Antonio Andrews, WKU (11/24/12)
Had a player rush for 2 or more TD's.....	2 by Anthony Wales, WKU, (10/15/15)
Had a player rush for 3 or more TD's.....	4 by Jordan Canzeri, Iowa, (9/26/15)

Individual Passing

Had a player pass for 300 or more yards.....	350 by Brandon Doughty, WKU (10/15/15)
Had a player pass for 400 or more yards.....	408 by Aaron Murray, Georgia (9/21/13)
Had a player pass for 3 or more TD's.....	3 by Alex Kuresa, Portland St., (10/10/15)
Had a player pass for 4 or more TD's.....	4 by Brandon Doughty, WKU (10/15/15))

Individual Receiving

Had a player receive 150 or more yards.....	153 by Michael Thomas, Southern Miss, (10/3/15)
Had a player receive 200 or more yards.....	263 by Trevor Insley, Nevada (10/30/99)
Had 2 players receive 100 or more yards.....	140 by Kyle Griswold; 121 by Anthony Amos, MTSU (10/27/12)
Had a player receive 3 or more TD's.....	3 by Michael Thomas, Southern Miss (10/3/15)

Scoring

Scored 30 or more points.....	55 by WKU (10/15/15)
Scored 40 or more points.....	55 by WKU (10/15/15)
Scored 50 or more points.....	55 by WKU (10/15/15)
Scored 60 or more points.....	66 by Portland St. (10/10/15)

Returned a kickoff for a TD.....	100 yards by Luther Ambrose, ULM, (10/22/11)
Returned a punt for a TD.....	74 yards by Richie Leonard, FIU, (11/22/14)
Returned an INT for a TD.....	88 yards by Bo Bower, 34 yards by Josey Jewell, Iowa, (9/26/15)
Returned a fumble for a TD.....	40 yards by Jontavious Morris, UAB, (10/11/14)
Returned a blocked punt for a TD.....	33 yards by Andrew Joseph, Louisiana- Lafayette (10/10/09)
Returned a blocked FG for a TD.....	62 yards by Derrick Strozier, Tulane (10/5/13)
Recorded a safety.....	Team, Troy, (10/24/09)

North Texas Overtime Record (1-1)

October 7, 2006

North Texas 25 FIU 22 7 OT's

September 12, 2009

Ohio 31 North Texas 30 2OT's

NORTH TEXAS FOOTBALL

MEAN GREEN SEASON AND CAREER HIGHS - OFFENSE



Andrew McNulty
Sr • 6-1 • 211
Iowa City, Iowa
Quarterback

#5

2015 Season Highs

Attempts 36 vs. Iowa (9/26/15)
Completions 19 vs. Rice (9/19/15)
Passing Yards 303 vs. Rice (9/19/15)
Passing TD's 2 vs. Rice (9/19/15)
Longest Pass 93 vs. Rice (9/19/15)
Rushing Yards 26 vs. Rice (9/19/15)
Longest Rush 18 vs. Rice (9/19/15)

Career Highs

Attempts 43 at UTSA (11/29/14)
Completions 24 at UTSA (11/29/14)
Passing Yards 303 vs. Rice (9/19/15)
Passing TD's 2 vs. Rice (9/19/15)
Longest Pass 93 vs. Rice (9/19/15)
Rushing Yards 67 at UTEP (11/15/14)
Longest Rush 65 at UTEP (11/15/14)



DaMarcus Smith
Jr • 6-1 • 216
Louisville, Kentucky
Quarterback

#10

2015 Season Highs

Attempts 35 vs. WKU (10/15/15)
Completions 17 vs. WKU (10/15/15)
Passing Yards 228 vs. WKU (10/15/15)
Passing TD's 4 vs. WKU (10/15/15)
Longest Pass 46 vs. WKU (10/15/15)
Rushing Yards 122 vs. WKU (10/15/15)
Longest Rush 33 vs. WKU (10/15/15)

Career Highs

Attempts 35 vs. WKU (10/15/15)
Completions 17 vs. WKU (10/15/15)
Passing Yards 228 vs. WKU (10/15/15)
Passing TD's 4 vs. WKU (10/15/15)
Longest Pass 46 vs. WKU (10/15/15)
Rushing Yards 122 vs. WKU (10/15/15)
Longest Rush 33 vs. WKU (10/15/15)



Willy Ivery
So • 5-9 • 185
Sulphur Springs, Texas
Running Back

#29

2015 Season Highs

Rushes 6, twice
Rushing Yards 48 at S. Miss (10/3/15)
Longest Rush 28 at Iowa (9/26/15)
Long Reception
Touchdowns 1 at S. Miss (10/3/15)
100-yard rushing games

Career Highs

Rushes 6, twice
Rushing Yards 48 at S. Miss (10/3/15)
Longest Rush 28 at Iowa (9/26/15)
Long Reception 14 vs. Nicholls (9/20/14)
Touchdowns 1, twice
100-yard rushing games



Antoinne Jimmerson
Sr • 5-9 • 220
Dallas, Texas
Running Back

#22

2015 Season Highs

Rushes 15 vs. Iowa (9/26/15)
Rushing Yards 94 vs. Rice (9/19/15)
Longest Rush 27 vs. Rice (9/19/15)
Long Reception 2 at SMU (9/12/15)
Touchdowns 1 at SMU (9/12/15)
100-yard rushing games

Career Highs

Rushes 17 vs. FAU (11/8/14)
Rushing Yards 139 vs. Texas So. (9/8/12)
Longest Rush 45 vs. Kansas St. (9/15/12)
Long Reception 78 vs. ULL (10/16/12)
Touchdowns 2, three times
100-yard rushing games 2



Jeffrey Wilson
So • 6-0 • 195
Elkhart, Texas
Running Back

#26

2015 Season Highs

Rushes 22 at S. Miss (10/3/15)
Rushing Yards 136 at S. Miss (10/3/15)
Longest Rush 27 vs. WKU (10/15/15)
Long Reception 23 vs. Iowa (9/26/15)
Touchdowns
100-yard rushing games 1

Career Highs

Rushes 22 at S. Miss (10/3/15)
Rushing Yards 136 at S. Miss (10/3/15)
Longest Rush 27 vs. WKU (10/15/15)
Long Reception 29 at UTEP (11/15/14)
Touchdowns 1 at UTEP (11/15/14)
100-yard rushing games 2



Carlos Harris
Sr • 5-8 • 185
Frisco, Texas
Wide Receiver

#9

2015 Season Highs

Receptions 9, twice
Receiving Yards 193 vs. Rice (9/19/15)
Touchdowns 2, twice
Long Reception 93 vs. Rice (9/19/15)
100-Yard Receiving Games 2

Career Highs

Receptions 15 vs. Southern Miss (10/18/14)
Receiving Yards 216 vs. Southern Miss (10/18/14)
Touchdowns 2, twice
Long Reception 93 vs. Rice (9/19/15)
100-Yard Receiving Games 5



Darvin Kiddy Jr.
Jr • 6-0 • 183
Missouri City, Texas
Wide Receiver

#4

2015 Season Highs

Receptions 3 vs. WKU (10/15/15)
Receiving Yards 93 vs. WKU (10/15/15)
Touchdowns 1 vs. WKU (10/15/15)
100-Yard Receiving Games
Long Reception 46 vs. WKU (10/15/15)
Long Punt Return

Career Highs

Receptions 4 vs. Ball St. (9/14/14)
Receiving Yards 93 vs. WKU (10/15/15)
Touchdowns 1 vs. WKU (10/15/15)
100-Yard Receiving Games
Long Reception 46 vs. WKU (10/15/15)
Long Kickoff Return 100 at Rice (10/25/14)
Long Punt Return 75 vs. Nicholls (9/20/14)



Turner Smiley
So • 6-0 • 189
Frisco, Texas
Wide Receiver

#1

2015 Season Highs

Receptions 3, twice
Receiving Yards 56 at S. Miss (10/3/15)
Touchdowns
Long Reception 39 at S. Miss (10/3/15)
100-Yard Receiving Games

Career Highs

Receptions 4 at UAB (10/11/15)
Receiving Yards 77 at UAB (10/11/15)
Touchdowns 1 at UAB (10/11/15)
Long Reception 44 at UAB (10/11/15)
100-Yard Receiving Games



Tee Goree
Fr • 6-3 • 173
Carthage, Texas
Wide Receiver

#3

2015 Season Highs

Receptions 2, twice
Receiving Yards 29 vs. WKU (10/15/15)
Touchdowns 1 vs. WKU (10/15/15)
Long Reception 20 vs. WKU (10/15/15)
100-Yard Receiving Games

Career Highs

Receptions 2, twice
Receiving Yards 29 vs. WKU (10/15/15)
Touchdowns 1 vs. WKU (10/15/15)
Long Reception 20 vs. WKU (10/15/15)
100-Yard Receiving Games

NORTH TEXAS FOOTBALL

MEAN GREEN SEASON AND CAREER HIGHS - OFFENSE/DEFENSE/SPECIAL TEAMS



Marcus Smith
Sr • 6-4 • 242
San Antonio, Texas
Tight End

#18

2015 Season Highs

Receptions 3, four times
Receiving Yards 38 vs. WKU (10/15/15)
Touchdowns
Long Reception 11 vs. Rice (9/19/15)

Career Highs

Receptions 3, six times
Receiving Yards 55 vs. Nicholls (9/20/14)
Touchdowns 1, six times
Long Reception 41 vs. Nicholls (9/20/14)



Chad Polk
Sr • 6-0 • 231
Dallas, Texas
Defensive End

#42

2015 Season Highs

Tackles 2 vs. WKU (10/15/15)
Tackles For Loss 0.5 vs. WKU (10/15/15)
Sacks
Interceptions

Career Highs

Tackles 7 vs. Nicholls (9/20/14)
Tackles For Loss 3.0 vs. FAU (11/8/14)
Sacks 2.0 vs. Nicholls (9/20/14)
Interceptions



Jarrian Roberts
Jr • 6-2 • 252
Clarksville, Texas
Defensive End

#30

2015 Season Highs

Tackles 6 vs. Rice (9/19/15)
Tackles For Loss 4.5 vs. Rice (9/19/15)
Sacks 3.0 vs. Rice (9/19/15)
Interceptions

Career Highs

Tackles 6 vs. Rice (9/19/15)
Tackles For Loss 4.5 vs. Rice (9/19/15)
Sacks 3.0 vs. Rice (9/19/15)
Interceptions



Austin Orr
Sr • 6-4 • 264
Seabrook, Texas
Defensive Tackle

#91

2015 Season Highs

Tackles 5 vs. Portland St. (10/10/15)
Tackles For Loss 1.0, three times
Sacks
Interceptions

Career Highs

Tackles 7 at UTEP (11/15/15)
Tackles For Loss 1.0, six times
Sacks 1.0, twice
Interceptions



Malik Dilonga
Jr • 6-4 • 252
Cedar Hill, Texas
Defensive End


#56

2015 Season Highs

Tackles 2, twice
Tackles For Loss 1.0 at S. Miss (10/3/15)
Sacks
Interceptions

Career Highs

Tackles 4 vs. Nicholls (9/20/14)
Tackles For Loss 1.5, twice
Sacks 1.0, twice
Interceptions



Andy Flusche
So • 6-3 • 259
Cedar Hill, Texas
Defensive End

#99

2015 Season Highs

Tackles 5 vs. Rice (9/19/15)
Tackles For Loss 1.5 vs. Portland St. (10/10/15)
Sacks
Interceptions

Career Highs

Tackles 5 vs. Rice (9/19/15)
Tackles For Loss 1.5 vs. Portland St. (10/10/15)
Sacks 1.0 vs. Nicholls (9/20/14)
Interceptions



Fred Scott
Jr • 5-11 • 233
Kennedale, Texas
Linebacker

#32

2015 Season Highs

Tackles 9 vs. Rice (9/19/15)
Tackles For Loss 2.0 vs. Rice (9/19/15)
Sacks 1.0 vs. Rice (9/19/15)
Interceptions

Career Highs

Tackles 9 vs. Rice (9/19/15)
Tackles For Loss 2.0 vs. Rice (9/19/15)
Sacks 1.0 vs. Rice (9/19/15)
Interceptions



Brandon Garner
Fr • 5-11 • 225
Mansfield, Texas
Linebacker

#37

2015 Season Highs

Tackles 5 vs. Iowa (9/26/15)
Tackles For Loss 2.0 vs. Iowa (9/26/15)
Sacks
Interceptions

Career Highs

Tackles 3 vs. Rice (9/19/15)
Tackles For Loss
Sacks
Interceptions



Blake Bean
Sr • 6-1 • 223
El Dorado, Kansas
Linebacker

#27

2015 Season Highs

Tackles 12 vs. Rice (9/19/15)
Tackles For Loss
Sacks
Interceptions

Career Highs

Tackles 12 vs. Rice (9/19/15)
Tackles For Loss
Sacks
Interceptions

NORTH TEXAS FOOTBALL

MEAN GREEN SEASON AND CAREER HIGHS - DEFENSE/SPECIAL TEAMS



Anthony Wallace
Sr • 6-0 • 227
Dallas, Texas
Linebacker

#43

2015 Season Highs

Tackles 13 vs. WKU (10/15/15)
Tackles For Loss 1.5 vs. Iowa (9/26/15)
Sacks
Interceptions

Career Highs

Tackles 13 vs. WKU (10/15/15)
Tackles For Loss 1.5 vs. Iowa (9/26/15)
Sacks
Interceptions



Kishawn McClain
So • 5-11 • 201
Rosenberg, Texas
Safety


#23

2015 Season Highs

Tackles 16 vs. Rice (9/19/15)
Tackles For Loss
Sacks
Interceptions

Career Highs

Tackles 16 vs. Rice (9/19/15)
Tackles For Loss 0.5 at UTEP (11/15/14)
Sacks
Interceptions 1 vs. S. Miss (10/18/14)



Trevor Moore
So. • 5-11 • 194
Edmond, Oklahoma
Kicker

#30

2015 Season Highs

Longest FG 38, twice
FG's in a game 3 vs. Iowa (9/26/15)

Career Highs

Longest Kick 47 vs. SMU (9/6/14)
FG's in a game 5 vs. SMU (9/6/14)



Zac Whitfield
Sr • 5-9 • 190
Sherman, Texas
Cornerback

#24

2015 Season Highs

Tackles 6, twice
Tackles For Loss
Sacks
Interceptions 1 vs. WKU (10/15/15)

Career Highs

Tackles 10 vs. Arkansas St. (11/3/12)
Tackles For Loss 1.0 vs. SMU (9/6/14)
Sacks
Interceptions 2 vs. La. Tech (10/19/13)



James Gray
Jr • 6-0 • 190
Atlanta, Georgia
Safety

#21

2015 Season Highs

Tackles 12 vs. Rice (9/19/15)
Tackles For Loss 1.0, twice
Sacks
Interceptions

Career Highs

Tackles 12 vs. Rice (9/19/15)
Tackles For Loss 1.0, twice
Sacks
Interceptions



Blake Macek
Jr • 5-11 • 190
Sulphur Springs, Texas
Punter

#40

2015 Season Highs

Longest Punt 41 vs. Portland St. (10/10/15)
Number of Punts 2

Career Highs

Longest Punt 61 vs Georgia (9/21/13)
Number of Punts 9 vs Georgia (9/21/13)



Chad Davis
Jr • 5-10 • 181
Richmond, Texas
Cornerback

#16

2015 Season Highs

Tackles 4, twice
Tackles For Loss 1.0 at SMU (9/12/15)
Sacks 1.0 at SMU (9/12/15)
Interceptions

Career Highs

Tackles 4, twice
Tackles For Loss 1.0 at SMU (9/12/15)
Sacks 1.0 at SMU (9/12/15)
Interceptions 1 vs. FIU (11/22/14)



Ashton Preston
Fr • 5-10 • 183
Edmond, Oklahoma
Cornerback

#41

2015 Season Highs

Tackles 3 vs. WKU (10/15/15)
Tackles For Loss
Sacks
Interceptions

Career Highs

Tackles 3 vs. WKU (10/15/15)
Tackles For Loss
Sacks
Interceptions



Eric Keena
Jr. • 6-2 • 175
Keller, Texas
Punter

#84

2015 Season Highs

Longest Punt 63 at S. Miss (10/3/15)
Number of Punts 8, twice

Career Highs

Longest Punt 71 at UAB (10/11/14)
Number of Punts 8, twice

NORTH TEXAS FOOTBALL

DEPTH CHART

OFFENSE

LT	66	MICHAEL BANOGU, 6-5, 299, SR., SQ, MCKINNEY, TX
	71	JORDAN MURRAY, 6-9, 360, FR., HS, COPPELL, TX
LG	64	SAM RICE, 6-4, 297, JR. TR, COPPELL, TX
	60	AVERY FORTENBERRY, 6-5, 297, FR., RS, ERA, TX
C	50	KAYDON KIRBY, 6-3, 320, JR., 2L, FLOWER MOUND, TX
	54	CREIGHTON BARR, 6-3, 302, FR, HS FLOWER, MOUND, TX -OR- 73 GARRETT GUNTER, 6-4, 293, JR. TR, SPRING BRANCH, TX
RG	65	MICAH THOMPSON, 6-4, 299, SR., 2L, JONES, OK
	77	ELEX WOODWORTH, 6-4, 284, FR., HS, MESQUITE, TX -OR- 60 AVERY FORTENBERRY, 6-5, 297, FR., RS, ERA, TX
RT	67	CHRIS MILES, 6-4, 299, FR., RS, FLOWER, MOUND, TX
	72	RYAN RENTFRO, 6-4, 314, JR., 1L, FLOWER MOUND, TX
WR	1	TURNER SMILEY, 6-0, 189, So., 1L, FRISCO, TX
	3	TEE GOREE, 6-3, 173, FR., RS, CARTHAGE, TX
WR	9	CARLOS HARRIS, 5-8, 185, SR., 3L, FRISCO, TX-
	4	DARVIN KIDSY, 6-0, 183, JR., 2L, MISSOURI CITY, TX
WR	11	THADDEOUS THOMPSON, 6-2, 202, JR., TR, CIBOLO, TX
	2	O'KEERON RUTHERFORD, 6-5, 190, FR., RS, CARTHAGE, TX
TE	18	MARCUS SMITH, 6-4, 242, SR., 2L, SAN ANTONIO, TX
	14	CHRIS LOVING, 6-4, 258, SR., 1L, KLEIN, TX
RB	26	JEFFREY WILSON, 6-0, 195, 1L, ELKHART, TX
	22	ANTOINETTE JIMMERSON, 5-9, 220, SR., 3L, DALLAS, TX -OR- 29 WILLY IVERY, 5-8, 185, SQ, SULPHUR SPRINGS, TX
QB	10	DAMARCUS SMITH, 6-1, 216, JR., TR, LOUISVILLE, KY
	5	ANDREW McNULTY, 6-1, 211, SR, 2L, IOWA CITY, IA

DEFENSE

DT	91	AUSTIN ORR, 6-4, 264, SR., 2L, SEABROOK, TX
	49	RODERICK YOUNG, 6-1, 287, FR., HS, SPRING, TX
DT	48	SIR CALVIN WALLACE, 6-2, 308, JR., 1L, TYLER, TX
	15	T.J. TAAUALO, 6-2, 287, FR., RS, KELLER, TX
DE	30	JARRIAN ROBERTS, 6-2, 252, JR., 1L, CLARKSVILLE, TX
	42	CHAD POLK, 6-0, 231, SR., 3L, DALLAS, TX -OR- 90 TILLMAN JOHNSON, 6-1, 248, So., 1L, ROUND ROCK, TX
DE	99	ANDY FLUSCHE, 6-3, 259, So., 1L, MUENSTER, TX
	56	MALIK DILONGA, 6-4, 264, JR., 1L, CEDAR HILL, TX -OR- 7 JAREID COMBS, 6-3, 258, JR., TR, MINNEAPOLIS, MN
MLB	43	ANTHONY WALLACE, 6-0, 227, SR. 1L, DALLAS, TX
	51	DARRIEN McNAIR, 6-3, 211, FR, HS, OCALA, FL
OLB	32	FRED SCOTT, 5-11, 233, JR., 1L, KENNEDALE, TX -OR-
	17	CORTNEY FINNEY, 5-11, 220, JR., TR, BAY CITY, TX
OLB	37	BRANDON GARNER, 5-11, 225, FR., RS, MANSFIELD, TX -OR-
	3	CALVIN MINOR, 6-3, 213, So., 1L, LEWISVILLE, TX
CB	34	NATE BROOKS, 6-0, 170, FR., HS, WHITEHOUSE, TX
	24	ZAC WHITFIELD, 5-9, 190, SR., 3L, SHERMAN, TX
CB	16	CHAD DAVIS, 5-10, 181, JR., 2L, RICHMOND, TX
	41	ASHTON PRESTON, 5-10, 183, FR., HS, EDMOND, OK
FS	23	KISHAWN McCLAIN, 5-11, 201, So., 1L, ROSENBERG, TX
	5	MATTHEW DASH, 6-0, 188, SR., SQ, WILLINGBORO, NJ
SS	21	JAMES GRAY, 6-0, 190, JR., TR, ATLANTA, GA
	19	JOHN SCHILLECI, 6-1, 201, JR., 2L, DENTON, TX

SPECIAL TEAMS

PK	30	TREVOR MOORE, 5-11, 194, So., 1L, EDMOND, OK
	84	ERIC KEENA, 6-2, 175, JR., 1L, KELLER, TX
P	84	ERIC KEENA, 6-2, 175, JR., 1L, KELLER, TX
	40	BLAKE MACEK, 5-11, 190, JR., 2L, SULPHUR SPRINGS, TX
KR	4	DARVIN KIDSY, 6-0, 183, JR., 2L, MISSOURI CITY, TX
	21	JAMES GRAY, 6-0, 190, JR., TR, ATLANTA, GA
PR	4	DARVIN KIDSY, 6-0, 183, JR., 2L, MISSOURI CITY, TX
	13	TRE JOHNSON, 5-6, 153, JR., TR, SAN ANTONIO, TX
DS	58	TONY JOHNSON, 6-1, 216, JR., 1L, FORT WORTH, TX
PH	40	BLAKE MACEK, 5-11, 190, JR., 2L, SULPHUR SPRINGS, TX
KO	84	ERIC KEENA, 6-2, 175, JR., 1L, KELLER, TX

Pronunciation Guide

Michael Banogu	Ban-nuh-goo
Jareid Combs.....	Jared
Malik Dilonga.....	Ma-Leek Dill-Long-UH
B.J. Ebozue	E-Bose-E
Andy Flusche.....	Flu-Shee
Tee Goree	T- Gore-E
Mustafa Haboul.....	HA-Boul
Eric Keena.....	Kean-NAH
Blake Macek.....	MA-Sick
Jakii Moore	Juh-Key
John Schilleci.....	Sha-Lay-See
T.J. Tauaalo.....	Towah-Low-
Elex Woodworth	EL-X Woodworth

NORTH TEXAS FOOTBALL

MEAN GREEN CAREER STARTS

<u>WR</u>	
Smiley	9
Thompson	3

<u>RB</u>	
Jimmerson	5
Wilson	4
Tucker	1

<u>WR</u>	
Harris	30

<u>FB</u>	
Lynn	2

<u>QB</u>	
McNulty	13
Greer	3
D. Smith	1

<u>WR</u>	
Kidsy	6
Goree	4

<u>TE</u>	
M. Smith	16

<u>RT</u>	
Miles	6

<u>RG</u>	
Thompson	6

<u>C</u>	
Kirby	31

<u>LG</u>	
Rice	12
*- six starts at SMU in '13	

<u>LT</u>	
Banogu	7
Murray	1

<u>DE</u>	
Roberts	11

<u>DT</u>	
Wallace	14
Young	1

<u>DT</u>	
Orr	10

<u>DE</u>	
Polk	13
Dilonga	5
Flusche	4

<u>LOLB</u>	
Ellis	6
Garner	5
Marshall	4
Minor	3

<u>MLB</u>	
Scott	12
Wallace	4
Bean	2

<u>ROLB</u>	
Scott	6
Finney	0

<u>CB</u>	
Buyers	23
Whitfield	19
Preston	1

<u>CB</u>	
Davis	5
Nate Brooks	1
Jamal Marshall	1

<u>SS</u>	
McClain	9

<u>FS</u>	
Gray	6

NORTH TEXAS FOOTBALL

ROSTER - NUMERICAL

No.	Name	Pos.	Ht.	Wt.	Cl.	Exp	Hometown (Last School)
1	Smiley, Turner	WR	6-0	189	So.	1L	Frisco, Texas (Wakeland HS)
2	Rutherford, O'Keeron	WR	6-5	190	Fr.	RS	Carthage, Texas (Carthage HS)
3	Goree, Tee	WR	6-3	173	Fr.	RS	Carthage, Texas (Carthage HS)
3	Minor, Calvin	LB	6-3	213	So.	1L	Lewisville, Texas (Lewisville HS)
4	Kidsy, Darvin	WR	6-0	183	Jr.	2L	Missouri City, Texas (Elkins HS)
5	Dash, Matthew	DB	6-0	188	Sr.	SQ	Willingboro, New Jersey (LA Pierce JC)
5	McNulty, Andrew	QB	6-1	211	Sr.	2L	Iowa City, Iowa (Iowa City HS)
6	Ellis, Sed	LB	6-3	201	Jr.	2L	Paris, Texas (Paris HS)
7	Combs, Jared	DE	6-3	258	Jr.	TR	Minneapolis, Minnesota (Iowa Central CC)
7	Means, Connor	QB	6-4	215	Fr.	RS	Deer Park, Texas (Deer Park HS)
8	Greer, Josh	QB	6-5	212	Jr.	1L	Arlington, Texas (Navarro JC)
8	Marshall, Jamal	DB	6-3	203	Sr.	3L	Missouri City, Texas (Fort Bend Elkins HS)
9	Harris, Carlos	WR	5-8	185	Sr.	3L	Frisco, Texas (Frisco HS)
10	Moore, Jakii	DB	6-1	203	Jr.	TR	Tulsa, Oklahoma (UAB)
10	Smith, DaMarcus	QB	6-1	216	Jr.	TR	Louisville, Kentucky (Butler CC)
11	Thompson, Thaddeous	WR	6-2	202	Jr.	TR	Cibola, Texas (Scottsdale CC)
11	Wells, Sam	DB	6-0	193	Fr.	RS	Commerce, Texas (Commerce HS)
13	Cousins, Josh	QB	6-1	207	So.	TR	Argyle, Texas (Northeastern Oklahoma State)
13	Johnson, Tre	RB	5-6	153	Jr.	TR	San Antonio, Texas (Cisco JC)
13	Rhone, Kerrick	DB	5-10	180	Sr.	TR	Pflugerville, Texas (Kent State)
14	Loving, Chris	TE	6-4	258	Sr.	1L	Klein, Texas (Blinn CC)
15	Chumley, Caleb	QB	6-5	240	Fr.	HS	Longview, Texas (Pine Tree HS)
15	Tauaalo, T.J.	DT	6-2	287	Fr.	RS	Keller, Texas (Central HS)
16	Davis, Chad	DB	5-10	181	Jr.	2L	Richmond, Texas (Bush HS)
16	Grimm, Nate	WR	6-4	207	Fr.	RS	Cedar Park, Texas (New Mexico St.)
17	Finney Cortney	LB	5-11	220	Jr.	TR	Bay City, Texas (Trinity Valley CC)
18	Smith, Marcus	TE	6-4	242	Sr.	2L	San Antonio, Texas (Warren HS)
19	Schilleci, John	DB	6-0	201	Jr.	2L	Denton, Texas (Guyer HS)
19	Shanbour, Quinn	QB	6-0	191	So.	SQ	Oklahoma City, Oklahoma (Heritage Hall HS)
20	Fernandes, Cedric	DB	5-10	176	Fr.	RS	Arlington, Texas (Martin HS)
20	Rollins, Rex	RB	6-1	206	Jr.	1L	Tyler, Texas (Chapel Hill HS)
21	Gray, James	DB	6-0	190	Jr.	TR	Atlanta, Georgia (Fort Scott CC)
22	Jimmerson, Antoinne	RB	5-9	220	Sr.	3L	Dallas, Texas (DeSoto HS)
23	McClain, Kishawn	DB	5-11	201	So.	1L	Rosenberg, Texas (Terry HS)
24	Whitfield, Zac	DB	5-9	190	Sr.	3L	Sherman, Texas (Sherman HS)
25	Tucker, Andrew	RB	6-0	203	So.	1L	Tyler, Texas (Chapel Hill HS)
26	Wilson, Jeffrey	RB	6-0	195	So.	1L	Elkhart, Texas (Elkhart HS)
27	Bean, Blake	LB	6-1	223	Sr.	TR	El Dorado, Kansas (Buffalo)
27	Prater, Dennis	WR	6-1	175	Fr.	HS	Copperas Cove, Texas (Copperas Cove HS)
29	Ivery, Willy	RB	5-9	185	So.	SQ	Sulphur Springs, Texas (Sulphur Springs HS)
29	Strauss, Garrett	DB	6-0	195	Fr.	HS	San Antonio, Texas (Reagan HS)
30	Moore, Trevor	K	5-11	194	So.	1L	Edmond, Oklahoma (Edmond North HS)
30	Roberts, Jarrrian	DE	6-2	252	Jr.	1L	Clarksville, Texas (Clarksville HS)
31	Buyers, Kenny	DB	5-11	185	Sr.	2L	Hurst, Texas (L.D. Bell HS)
31	Shields, Tim	WR	5-7	174	Jr.	TR	Dallas, Texas (Tyler JC)
32	Ezzard, A.J.	RB	5-10	207	Fr.	RS	Southlake, Texas (Carroll HS)
32	Scott, Fred	LB	5-11	233	Jr.	1L	Kennedale, Texas (Kennedale HS)
34	Brooks, Nate	DB	6-0	170	Fr.	HS	Whitehouse, Texas (Whitehouse HS)
34	Porter, Marcell	RB	5-7	177	So.	TR	Abilene, Texas (West Texas A&M)
36	Maki, Cannon	FB	6-0	230	Fr.	RS	Fort Worth, Texas (All Saints HS)
36	Montgomery, Jalen	LB	5-11	217	So.	SQ	Mesquite, Texas (Mesquite HS)
37	Davis, Connor	WR	5-10	193	Jr.	TR	Grapevine, Texas (Texas Lutheran)
37	Garner, Brandon	LB	5-11	225	Fr.	RS	Mansfield, Texas (Timberview HS)
38	Jones, Andrew	DB	6-1	173	Fr.	RS	Mesquite, Texas (North Mesquite HS)
39	Lynn, Jarrod	TE	6-0	244	Sr.	1L	Grapevine, Texas (Grapevine HS)
39	Robinson, Taylor	DB	5-11	191	Fr.	HS	Keller, Texas (Central HS)
40	Macek, Blake	P	5-11	190	Jr.	2L	Sulphur Springs, Texas (Sulphur Springs HS)
41	Preston, Ashton	DB	5-10	183	Fr.	HS	Edmond, Oklahoma (Santa Fe HS)
42	Polk, Chad	DE	6-0	231	Sr.	3L	Dallas, Texas (Woodrow Wilson HS)
43	Wallace, Anthony	LB	6-0	227	Sr.	1L	Dallas, Texas (Oregon)
44	Moore, Sid	DL	6-1	261	So.	1L	Van, Texas (Van HS)
44	Nelson, Taylor	RB	5-11	195	So.	TR	Carrollton, Texas (Prince of Peace HS)
45	Forbes, Willie	WR	6-2	190	Sr.	SQ	Frisco, Texas (Liberty HS)
46	Smith, A.J.	LB	6-2	225	Sr.	SQ	Miami, Oklahoma (NE Oklahoma A&M)
48	Wallace, Sir Calvin	DT	6-2	308	Jr.	1L	Tyler, Texas (Chapel Hill HS)
49	Young, Roderick	DT	6-1	287	Fr.	HS	Spring, Texas (Dekaney HS)
50	Kirby, Kaydon	OL	6-3	320	Jr.	2L	Flower Mound, Texas (Flower Mound HS)
50	Smith, Dakota	DE	6-4	234	Jr.	TR	Plano, Texas (Trinity Valley CC)
51	Davis, Jake	DS	6-0	210	Fr.	RS	Katy, Texas (Seven Lakes HS)
51	McNair, Darrien	LB	6-3	211	Fr.	HS	Ocala, Florida (Trinity Catholic HS)
52	Schwartz, Braelon	LB	6-0	226	So.	RS	Arlington, Texas (Stephen F. Austin)
53	LeMasters, William	LB	6-2	213	Fr.	HS	Dallas, Texas (Parish Episcopal HS)
54	Barr, Creighton	OL	6-3	302	Fr.	HS	Flower Mound, Texas (Marcus HS)
56	Dilonga, Malik	DE	6-4	264	Jr.	1L	Cedar Hill, Texas (Trinity Christian School)
57	Garror, Joustin	LB	5-11	223	Jr.	TR	Mobile, Alabama (Baker HS)
57	Santos, Bernie	OL	6-3	320	Fr.	HS	Denton, Texas (Guyer HS)
58	Johnson, Tony	DS	6-1	216	Jr.	1L	Fort Worth, Texas (South Grand Prairie HS)
60	Fortenberry, Avery	OL	6-5	297	Fr.	RS	Era, Texas (Era HS)
61	Kyle, Darin	DS	6-2	230	So.	HS	Spring, Texas (Klein Collins HS)
62	Weideman, Nick	LB	6-3	200	Fr.	HS	McKinney, Texas (McKinney Christian School)
64	Rice, Sam	OL	6-4	297	Jr.	TR	Coppell, Texas (SMU)
65	Thompson, Micah	OL	6-4	300	Sr.	2L	Jones, Oklahoma (Jones HS)
66	Banogu, Michael	OL	6-5	299	Sr.	SQ	McKinney, Texas (Prosper HS)
67	Miles, Chris	OL	6-4	299	Fr.	RS	Flower Mound, Texas (Flower Mound HS)
68	Munden, Chett	OL	6-5	305	Fr.	HS	Marshall, Texas (Marshall HS)
69	Mealey, Kyle	OL	6-2	302	Fr.	HS	Austin, Texas (Bowie HS)
70	Keenan, Trey	OL	6-5	272	Jr.	TR	Argyle, Texas (Texas Tech)
71	Murray, Jordan	OL	6-9	360	Fr.	HS	Coppell, Texas (Coppell HS)
72	Rentfro, Ryan	OL	6-4	314	Jr.	1L	Flower Mound, Texas (Marcus HS)
73	Gunter, Garrett	OL	6-4	293	Jr.	TR	Spring Branch, Texas (Trinity Valley CC)
74	Siegert, Jordan	OL	6-5	313	Fr.	HS	Cedar Park, Texas (Cedar Park HS)
76	Sorge, Harrison	OL	6-5	311	So.	SQ	Wichita Falls, Texas (Rider HS)
77	Woodworth, Elex	OL	6-4	284	Fr.	HS	Mesquite, Texas (Horn HS)
78	Trussell, Connor	OL	6-5	303	Jr.	SQ	Arlington, Texas (Martin HS)
79	Walker, Dominick	OL	6-5	294	So.	SQ	Sugar Land, Texas (Austin HS)
80	Bendy, Rodney	WR	6-5	196	Fr.	HS	Tyler, Texas (John Tyler HS)
81	Khan, Daniel	WR	5-11	180	Fr.	RS	Sherman Oaks, California (Notre Dame HS)
82	Bradley II, D'Aundrey	WR	6-2	180	Fr.	HS	Cedar Hill, Texas (Cedar Hill HS)
83	Culberson, Gavin	WR	5-11	188	Fr.	HS	Magnolia, Texas (Magnolia HS)
84	Keena, Eric	P	6-2	175	Jr.	1L	Keller, Texas (Sunrise Mountain HS)
85	Ebozue, B.J.	WR	5-11	197	So.	TR	Grand Prairie, Texas (Evangel University)
86	Dillman, Kevin	TE	6-4	249	Fr.	HS	Denton, Texas (Guyer HS)
87	Smith, Kelvin	TE	6-2	252	Fr.	HS	Spring, Texas (Dekaney HS)
88	Reinhardt, Wylie	TE	6-4	261	So.	SQ	Saginaw, Texas (Saginaw HS)
89	Robinson, Willie	WR	6-0	185	Jr.	TR	Fort Worth, Texas (Tyler JC)
90	Johnson, Tillman	DE	6-1	248	So.	1L	Round Rock, Texas (McNeil HS)
91	Orr, Austin	DT	6-4	264	Sr.	2L	Seabrook, Texas (Clear Lake HS)
92	Enterline, Trey	DS	6-3	225	Jr.	SQ	Arlington, Texas (Martin HS)
92	Flewelles, Christian	FB	6-0	240	Jr.	HS	Duncanville, Texas (Duncanville HS)
93	Combes, Julius	DT	6-1	313	Fr.	HS	Washington, D.C. (DeMatha HS)
94	Haboul, Mustafa	DT	6-0	265	Jr.	SQ	Arlington, Texas (Martin HS)
95	Howard, Eli	DE	6-4	247	Fr.	HS	San Angelo, Texas (Central HS)
97	Harrison, DeMikal	DT	6-3	324	Fr.	HS	Midwest City, Oklahoma (Midwest HS)
98	Wegmann, R.D.	DT	6-3	265	Fr.	HS	Wichita Falls, Texas (Rider HS)
99	Flusche, Andy	DE	6-3	259	So.	1L	Muenster, Texas (Muenster HS)

NORTH TEXAS FOOTBALL

2015 NORTH TEXAS COMBINED TEAM STATISTICS

Date	Opponent	Score	Att.	Record:	Overall	Home	Away	Neutral
Sep 12, 2015	at SMU	L 13-31	25401	All games	0-6	0-3	0-3	0-0
* Sep 19, 2015	RICE	L 24-38	19602	Conference	0-3	0-2	0-1	0-0
Sep 26, 2015	at IOWA	L 16-62	56041	Non-Conference	0-3	0-1	0-2	0-0
* Oct 03, 2015	at Southern Miss	L 14-49	26430					
Oct 10, 2015	PORTLAND ST.	L 7-66	19801					
* Oct 15, 2015	WKU	L 28-55	10155					

Rushing									
gp	att	gain	loss	net	avg	td	lg	avg/g	
WILSON, Jeffrey	4	59	357	6	351	5.9	0	27	87.8
JIMMERSON, A.	6	57	244	22	222	3.9	1	27	37.0
SMITH, DaMarcus	4	25	172	15	157	6.3	0	33	39.2
IVERY, Willy	5	21	147	13	134	6.4	1	28	26.8
TUCKER, Andrew	5	15	75	0	75	5.0	0	18	15.0
EZZARD, A.J.	3	7	21	1	20	2.9	1	5	6.7
HARRIS, Carlos	6	6	24	6	18	3.0	0	12	3.0
SMILEY, Turner	5	1	10	0	10	10.0	0	10	2.0
ROLLINS, Rex	1	2	8	0	8	4.0	0	6	8.0
LYNN, Jarrod	5	3	2	1	1	0.3	0	1	0.2
Total	6	220	1115	181	934	4.2	3	33	155.7
Opponents	6	266	1693	122	1571	5.9	21	70	261.8

Passing									
gp	effic	comp-att-int	pct	yds	td	lg	avg/g		
MCNULTY, Andrew	5	89.67	70-151-4	46.4	756	3	93	151.2	
SMITH, DaMarcus	4	119.76	23-53-2	43.4	333	5	61	83.2	
GREER, Josh	2	53.60	5-15-1	33.3	60	0	24	30.0	
HARRIS, Carlos	6	480.40	1-1-0	100.0	6	1	6	1.0	
Total	6	96.24	99-220-7	45.0	1155	9	93	192.5	
Opponents	6	187.48	136-186-1	73.1	1849	18	81	308.2	

Receiving									
gp	no.	yds	avg	td	lg	avg/g			
HARRIS, Carlos	6	40	512	12.8	6	93	85.3		
SMITH, Marcus	6	14	144	10.3	0	24	24.0		
SMILEY, Turner	5	10	143	14.3	0	39	28.6		
LOVING, Chris	5	10	126	12.6	1	29	25.2		
KIDSY, Darvin	6	6	117	19.5	1	46	19.5		
GOREE, Tee	5	6	39	6.5	1	20	7.8		
WILSON, Jeffrey	4	3	24	8.0	0	23	6.0		
THOMPSON, T.	6	3	16	5.3	0	8	2.7		
JIMMERSON, A.	6	2	12	6.0	0	10	2.0		
RUTHERFORD, O.	4	2	8	4.0	0	5	2.0		
EZZARD, A.J.	3	1	8	8.0	0	8	2.7		
IVERY, Willy	5	1	3	3.0	0	3	0.6		
ROLLINS, Rex	1	1	3	3.0	0	3	3.0		
Total	6	99	1155	11.7	9	93	192.5		
Opponents	6	136	1849	13.6	18	81	308.2		

Field Goals									
fg	pct.	01-19	20-29	30-39	40-49	50-99	lg	blk	
MOORE, Trevor	6-9	66.7	0-0	3-3	3-3	0-2	0-1	38	0

Scoring									
td	fg	PAT			dxp	saf	pts		
		kick	rush	rcv	pass				
HARRIS, Carlos	6	-	-	-	-	-	-	36	
MOORE, Trevor	-	6-9	12-12	-	-	-	-	30	
JIMMERSON, A.	1	-	-	-	-	-	-	6	
KIDSY, Darvin	1	-	-	-	-	-	-	6	
LOVING, Chris	1	-	-	-	-	-	-	6	
IVERY, Willy	1	-	-	-	-	-	-	6	
GOREE, Tee	1	-	-	-	-	-	-	6	
EZZARD, A.J.	1	-	-	-	-	-	-	6	
Total	12	6-9	12-12	-	-	-	-	102	
Opponents	41	5-6	40-41	-	-	-	-	301	

Score by Quarters						
	1st	2nd	3rd	4th	OT	Total
North Texas	6	37	17	42	0	102
Opponents	56	103	79	63	0	301

Team Statistics									
	NT				OPP				
FIRST DOWNS	120				164				
Rushing	61				79				
Passing	48				71				
Penalty	11				14				
RUSHING YARDAGE	934				1571				
Rushing Attempts	220				266				
Average Per Rush	4.2				5.9				
Average Per Game	155.7				261.8				
TDs Rushing	3				21				
PASSING YARDAGE	1155				1849				
Comp-Att-Int	99-220-7				136-186-1				
Average Per Pass	5.2				9.9				
Average Per Catch	11.7				13.6				
Average Per Game	192.5				308.2				
TDs Passing	9				18				
TOTAL OFFENSE	2089				3420				
Average Per Play	4.7				7.6				
Average Per Game	348.2				570.0				
KICK RETURNS: #-Yards	29-585				12-282				
PUNT RETURNS: #-Yards	8-32				9-119				
INT RETURNS: #-Yards	1-23				7-122				
FUMBLES-LOST	12-7				6-5				
PENALTIES-Yards	37-331				37-341				
PUNTS-AVG	39-42.8				19-42.5				
TIME OF POSSESSION/Game	25:29				34:31				
3RD-DOWN Conversions	34/98				47/79				
4TH-DOWN Conversions	8/14				1/5				

Interceptions									
	no.	yds	avg	td	lg				
WHITFIELD, Zac	1	6	6.0	0	6				

Punting									
	no.	yds	avg	lg	tb	fc	120	50+	blk
KEENA, Eric	32	1470	45.9	63	1	17	7	10	0
MACEK, Blake	6	186	31.0	41	2	3	2	0	1
TEAM	1	13	13.0	13	0	0	0	0	0

Punt Returns									
	no.	yds	avg	td	lg				
KIDSY, Darvin	8	32	4.0	0	20				
Total	8	32	4.0	0	20				
Opponents	9	119	13.2	0	38				

Kick Returns									
	no.	yds	avg	td	lg				
BRADLEY, D.	13	261	20.1	0	33				
WILSON, Jeffrey	8	180	22.5	0	50				
KIDSY, Darvin	6	129	21.5	0	27				
ROBERTS, J.	1	0	0.0	0	0				
SMILEY, Turner	1	15	15.0	0	15				
Total	29	585	20.2	0	50				
Opponents	12	282	23.5	0	40				

All Purpose									
	g	rush	rcv	pr	kr	ir	total	avg/g	
WILSON, Jeffrey	4	351	24	0	180	0	555	138.8	
HARRIS, Carlos	6	18	512	0	0	0	530	88.3	
KIDSY, Darvin	6	0	117	32	129	0	278	46.3	
BRADLEY, D.	6	0	0	0	261	0	261	43.5	
JIMMERSON, A.	6	222	12	0	0	0	234	39.0	
Total	6	934	1155	32	585	23	2729	454.8	
Opponents	6	1571	1849	119	282	122	3943	657.2	

Total Offense									
	g	plays	rush	pass	total	avg/g			
MCNULTY, Andrew	5	172	-36	756	720	144.0			
SMITH, DaMarcus	4	78	157	333	490	122.5			
WILSON, Jeffrey	4	59	351	0	351	87.8			
JIMMERSON, A.	6	57	222	0	222	37.0			
IVERY, Willy	5	21	134	0	134	26.8			
Total	6	440	934	1155	2089	348.2			
Opponents	6	452	1571	1849	3420	570.0			

Tackles										
#	Defensive Leaders	gp	ua	a	tot	tfl/yds	Sacks	Pass defense	Fumbles	blkd
							no-yds	int-yds	brup	qbh
21	GRAY, James	6	37	19	56	2.0-6	.	.	3	.
23	MCCLAIN, K.	6	45	10	55	.	.	.	2	.
32	SCOTT, Fred	6	17	20	37	2.5-8	1-0-4	0-17	.	1

NORTH TEXAS FOOTBALL

2015 NORTH TEXAS OVERALL TEAM STATISTICS

Team Statistics	NT	OPP
SCORING	102	301
Points Per Game	17.0	50.2
Points Off Turnovers	20	61
FIRST DOWNS	120	164
Rushing	61	79
Passing	48	71
Penalty	11	14
RUSHING YARDAGE	934	1571
Yards gained rushing	1115	1693
Yards lost rushing	181	122
Rushing Attempts	220	266
Average Per Rush	4.2	5.9
Average Per Game	155.7	261.8
TDs Rushing	3	21
PASSING YARDAGE	1155	1849
Comp-Att-Int	99-220-7	136-186-1
Average Per Pass	5.2	9.9
Average Per Catch	11.7	13.6
Average Per Game	192.5	308.2
TDs Passing	9	18
TOTAL OFFENSE	2089	3420
Total Plays	440	452
Average Per Play	4.7	7.6
Average Per Game	348.2	570.0
KICK RETURNS: #-Yards	29-585	12-282
PUNT RETURNS: #-Yards	8-32	9-119
INT RETURNS: #-Yards	1-23	7-122
KICK RETURN AVERAGE	20.2	23.5
PUNT RETURN AVERAGE	4.0	13.2
INT RETURN AVERAGE	23.0	17.4
FUMBLES-LOST	12-7	6-5
PENALTIES-Yards	37-331	37-341
Average Per Game	55.2	56.8
PUNTS-Yards	39-1669	19-807
Average Per Punt	42.8	42.5
Net punt average	38.2	40.8
KICKOFFS-Yards	23-1486	51-3058
Average Per Kick	64.6	60.0
Net kick average	40.4	40.2
TIME OF POSSESSION/Game	25:29	34:31
3RD-DOWN Conversions	34/98	47/79
3rd-Down Pct	35%	59%
4TH-DOWN Conversions	8/14	1/5
4th-Down Pct	57%	20%
SACKS BY-Yards	9-39	15-106
MISC YARDS	0	0
TOUCHDOWNS SCORED	12	41
FIELD GOALS-ATTEMPTS	6-9	5-6
ON-SIDE KICKS	0-0	0-0
RED-ZONE SCORES	(11-15) 73%	(29-33) 88%
RED-ZONE TOUCHDOWNS	(7-15) 47%	(26-33) 79%
PAT-ATTEMPTS	(12-12) 100%	(40-41) 98%
ATTENDANCE	49558	107872
Games/Avg Per Game	3/16519	3/35957
Neutral Site Games		0/0

Score by Quarters	1st	2nd	3rd	4th	OT	Total
North Texas	6	37	17	42	0	102
Opponents	56	103	79	63	0	301

NORTH TEXAS FOOTBALL

2015 NORTH TEXAS GAME-BY-GAME STATISTICS

Date	Opponent	Rushing				Receiving				Passing				Kick Returns				Punt Returns				tot off
		no.	yds	td	lg	no.	yds	td	lg	cmp-att-int	yds	td	lg	no.	yds	td	lg	no.	yds	td	lg	
Sep 12	at SMU	33	112	1	25	16	128	0	19	16-34-2	128	0	19	2	36	0	21	2	18	0	13	240
Sep 19	RICE	27	175	1	27	19	303	2	93	19-35-1	303	2	93	4	112	0	33	1	-2	0	0	478
Sep 26	at IOWA	45	183	0	28	17	173	1	24	17-43-2	173	1	24	3	46	0	18	0	0	0	0	356
Oct 03	at Southern Miss	49	185	1	24	14	201	1	61	14-32-1	201	1	61	5	77	0	24	1	3	0	3	386
Oct 10	PORTLAND ST.	31	76	0	15	16	122	1	17	16-41-0	122	1	17	7	158	0	50	3	15	0	20	198
Oct 15	WKU	35	203	0	33	17	228	4	46	17-35-1	228	4	46	8	156	0	32	1	-2	0	0	431
North Texas		220	934	3	33	99	1155	9	93	99-220-7	1155	9	93	29	585	0	50	8	32	0	20	2089
		266	1571	21	70	136	1849	18	81	136-186-1	1849	18	81	12	282	0	40	9	119	0	38	3420

Games: 6 • Avg/rush: 4.2 • Avg/catch: 11.7 • Pass effic: 96.24 • KR avg: 20.2 • PR avg: 4.0 • All purpose avg/game: 454.8 • Total offense avg/gm: 348.2

Date	Opponent	Tackles				Sacks	Fumble		Pass Defense			blkd	PAT Attempts			off		
		ua	a	total	tfl-yds	no-yds	ff	fr-yds	int-yds	qbh	brup	kick	kick	rush	rcv	saf	t/o	pts
Sep 12	at SMU	59	10	69	5.0-33	2.0-7	2	3-0	0-0	2	3	0	1-1	0	0	0	3	13
Sep 19	RICE	54	38	92	7.0-28	4.0-16	0	0-0	0-0	0	0	0	3-3	0	0	0	0	24
Sep 26	at IOWA	37	42	79	5.0-19	1.0-8	1	2-0	0-0	1	0	0	1-1	0	0	0	10	16
Oct 03	at Southern Miss	54	4	58	3.0-7	0.0-0	0	0-0	0-0	1	3	0	2-2	0	0	0	0	14
Oct 10	PORTLAND ST.	32	28	60	7.0-18	1.0-3	0	0-0	0-0	0	4	0	1-1	0	0	0	0	7
Oct 15	WKU	36	48	84	7.0-17	1.0-5	0	0-0	1-23	0	4	0	4-4	0	0	0	7	28
North Texas		272	170	442	34.0-122	9.0-39	3	5-0	1-23	4	14	0	12-12	0	0	0	20	102
		245	142	387	37.0-175	15.0-106	9	7-0	7-122	10	28	1	40-41	0	0	0	61	301

Date	Opponent	Punting						Field Goals			Kickoffs							
		no.	yds	avg	long	blkd	tb	fc	50+	i20	md-att	long	blkd	no.	yds	avg	tb	ob
Sep 12	at SMU	5	207	41.4	55	0	1	1	1	1	2-3	25	0	4	264	66.0	2	0
Sep 19	RICE	2	69	34.5	51	0	0	0	1	1	1-2	23	0	5	319	63.8	4	0
Sep 26	at IOWA	8	379	47.4	58	0	0	4	3	3	3-3	38	0	5	323	64.6	1	0
Oct 03	at Southern Miss	6	266	44.3	63	0	1	4	1	0	0-1	0	0	3	192	64.0	1	0
Oct 10	PORTLAND ST.	11	474	43.1	59	1	1	7	4	2	0-0	0	0	2	133	66.5	0	0
Oct 15	WKU	7	274	39.1	46	0	0	4	0	2	0-0	0	0	4	255	63.8	3	0
North Texas		39	1669	42.8	63	1	3	20	10	9	6-9	38	0	23	1486	64.6	11	0
		19	807	42.5	59	0	0	1	4	8	5-6	46	0	51	3058	60.0	17	0

NORTH TEXAS FOOTBALL

2015 NORTH TEXAS INDIVIDUAL STATISTICS

Rushing	gp	att	gain	loss	net	avg	td	lg	avg/g
WILSON, Jeffrey	4	59	357	6	351	5.9	0	27	87.8
JIMMERSON, A.	6	57	244	22	222	3.9	1	27	37.0
SMITH, DaMarcus	4	25	172	15	157	6.3	0	33	39.2
IVERY, Willy	5	21	147	13	134	6.4	1	28	26.8
TUCKER, Andrew	5	15	75	0	75	5.0	0	18	15.0
EZZARD, A.J.	3	7	21	1	20	2.9	1	5	6.7
HARRIS, Carlos	6	6	24	6	18	3.0	0	12	3.0
SMILEY, Turner	5	1	10	0	10	10.0	0	10	2.0
ROLLINS, Rex	1	2	8	0	8	4.0	0	6	8.0
LYNN, Jarrod	5	3	2	1	1	0.3	0	1	0.2
GREER, Josh	2	1	0	4	-4	-4.0	0	0	-2.0
TEAM	3	2	0	22	-22	-11.0	0	0	-7.3
MCNULTY, Andrew	5	21	55	91	-36	-1.7	0	18	-7.2
Total	6	220	1115	181	934	4.2	3	33	155.7
Opponents	6	266	1693	122	1571	5.9	21	70	261.8

Passing	gp	effic	comp-att-int	pct	yds	td	lg	avg/g
MCNULTY, Andrew	5	89.67	70-151-4	46.4	756	3	93	151.2
SMITH, DaMarcus	4	119.76	23-53-2	43.4	333	5	61	83.2
GREER, Josh	2	53.60	5-15-1	33.3	60	0	24	30.0
HARRIS, Carlos	6	480.40	1-1-0	100.0	6	1	6	1.0
Total	6	96.24	99-220-7	45.0	1155	9	93	192.5
Opponents	6	187.48	136-186-1	73.1	1849	18	81	308.2

Receiving	gp	no.	yds	avg	td	lg	avg/g
HARRIS, Carlos	6	40	512	12.8	6	93	85.3
SMITH, Marcus	6	14	144	10.3	0	24	24.0
SMILEY, Turner	5	10	143	14.3	0	39	28.6
LOVING, Chris	5	10	126	12.6	1	29	25.2
KIDSY, Darvin	6	6	117	19.5	1	46	19.5
GOREE, Tee	5	6	39	6.5	1	20	7.8
WILSON, Jeffrey	4	3	24	8.0	0	23	6.0
THOMPSON, T.	6	3	16	5.3	0	8	2.7
JIMMERSON, A.	6	2	12	6.0	0	10	2.0
RUTHERFORD, O.	4	2	8	4.0	0	5	2.0
EZZARD, A.J.	3	1	8	8.0	0	8	2.7
ROLLINS, Rex	1	1	3	3.0	0	3	3.0
IVERY, Willy	5	1	3	3.0	0	3	0.6
Total	6	99	1155	11.7	9	93	192.5
Opponents	6	136	1849	13.6	18	81	308.2

Punt Returns	no.	yds	avg	td	lg
KIDSY, Darvin	8	32	4.0	0	20
Total	8	32	4.0	0	20
Opponents	9	119	13.2	0	38

Interceptions	no.	yds	avg	td	lg
WHITFIELD, Zac	1	6	6.0	0	6
Total	1	23	23.0	0	17
Opponents	7	122	17.4	2	88

Kick Returns	no.	yds	avg	td	lg
BRADLEY, D.	13	261	20.1	0	33
WILSON, Jeffrey	8	180	22.5	0	50
KIDSY, Darvin	6	129	21.5	0	27
ROBERTS, J.	1	0	0.0	0	0
SMILEY, Turner	1	15	15.0	0	15
Total	29	585	20.2	0	50
Opponents	12	282	23.5	0	40

Fumble Returns	no.	yds	avg	td	lg
Total	0	0	0.0	0	0
Opponents	0	0	0.0	0	0

NORTH TEXAS FOOTBALL

2015 NORTH TEXAS INDIVIDUAL STATISTICS

Scoring	td	fg	PAT				dpx	saf	pts	Total Offense	q	plays	rush	pass	total	avg/q
			kick	rush	rcv	pass										
HARRIS, Carlos	6	-	-	-	-	-	-	-	36	MCNULTY, Andrew	5	172	-36	756	720	144.0
MOORE, Trevor	-	6-9	12-12	-	-	-	-	-	30	SMITH, DaMarcus	4	78	157	333	490	122.5
LOVING, Chris	1	-	-	-	-	-	-	-	6	WILSON, Jeffrey	4	59	351	0	351	87.8
GOREE, Tee	1	-	-	-	-	-	-	-	6	JIMMERSON, A.	6	57	222	0	222	37.0
KIDSY, Darvin	1	-	-	-	-	-	-	-	6	IVERY, Willy	5	21	134	0	134	26.8
IVERY, Willy	1	-	-	-	-	-	-	-	6	TUCKER, Andrew	5	15	75	0	75	15.0
EZZARD, A.J.	1	-	-	-	-	-	-	-	6	GREER, Josh	2	16	-4	60	56	28.0
JIMMERSON, A.	1	-	-	-	-	-	-	-	6	HARRIS, Carlos	6	7	18	6	24	4.0
Total	12	6-9	12-12	-	-	-	-	-	102	EZZARD, A.J.	3	7	20	0	20	6.7
Opponents	41	5-6	40-41	-	-	-	-	-	301	SMILEY, Turner	5	1	10	0	10	2.0
										ROLLINS, Rex	1	2	8	0	8	8.0
										LYNN, Jarrod	5	3	1	0	1	0.2
										TEAM	3	2	-22	0	-22	-7.3
										Total	6	440	934	1155	2089	348.2
										Opponents	6	452	1571	1849	3420	570.0

Field Goals	fg	pct.	01-19	20-29	30-39	40-49	50-99	lg	blk	Punting	no.	yds	avg	lg	tb	fc	i20	50+	blk
MOORE, Trevor	6-9	66.7	0-0	3-3	3-3	0-2	0-1	38	0	KEENA, Eric	32	1470	45.9	63	1	17	7	10	0
										MACEK, Blake	6	186	31.0	41	2	3	2	0	1
										TEAM	1	13	13.0	13	0	0	0	0	0
										Total	39	1669	42.8	63	3	20	9	10	1
										Opponents	19	807	42.5	59	0	1	8	4	0

FG Sequence	North Texas	Opponents
SMU	(25),(25),48	(27)
RICE	(23),53	29,(20)
IOWA	(38),(38),(31)	-
Southern Miss	46	-
Portland St.	-	(46)
WKU	-	(25),(43)

Numbers in (parentheses) indicate field goal was made.

All Purpose	q	rush	rcv	pr	kr	ir	total	avg/q
WILSON, Jeffrey	4	351	24	0	180	0	555	138.8
HARRIS, Carlos	6	18	512	0	0	0	530	88.3
KIDSY, Darvin	6	0	117	32	129	0	278	46.3
BRADLEY, D.	6	0	0	0	261	0	261	43.5
JIMMERSON, A.	6	222	12	0	0	0	234	39.0
SMILEY, Turner	5	10	143	0	15	0	168	33.6
SMITH, DaMarc	4	157	0	0	0	0	157	39.2
SMITH, Marcus	6	0	144	0	0	0	144	24.0
IVERY, Willy	5	134	3	0	0	0	137	27.4
LOVING, Chris	5	0	126	0	0	0	126	25.2
TUCKER, Andre	5	75	0	0	0	0	75	15.0
GOREE, Tee	5	0	39	0	0	0	39	7.8
EZZARD, A.J.	3	20	8	0	0	0	28	9.3
SCOTT, Fred	6	0	0	0	0	17	17	2.8
THOMPSON, T.	6	0	16	0	0	0	16	2.7
ROLLINS, Rex	1	8	3	0	0	0	11	11.0
RUTHERFORD,	4	0	8	0	0	0	8	2.0
WHITFIELD, Za	6	0	0	0	0	6	6	1.0
LYNN, Jarrod	5	1	0	0	0	0	1	0.2
GREER, Josh	2	-4	0	0	0	0	-4	-2.0
TEAM	3	-22	0	0	0	0	-22	-7.3
MCNULTY, Andr	5	-36	0	0	0	0	-36	-7.2
Total	6	934	1155	32	585	23	2729	454.8
Opponents	6	1571	1849	119	282	122	3943	657.2

NORTH TEXAS FOOTBALL

2015 NORTH TEXAS DEFENSIVE STATISTICS

#	Defensive Leaders	gp	Tackles			tfl/yds	Sacks no-yds	Pass defense			Fumbles		blkd	
			ua	a	tot			int-yds	brup	qbh	rcv-yds	ff	kick	saf
21	GRAY, James	6	37	19	56	2.0-6	.	.	3
23	MCCLAIN, K.	6	45	10	55	.	.	.	2	.	.	1	.	.
32	SCOTT, Fred	6	17	20	37	2.5-8	1.0-4	0-17	.	1	1-0	.	.	.
43	WALLACE, A.	6	14	20	34	2.5-6	1-0	.	.	.
24	WHITFIELD, Zac	6	18	7	25	.	.	1-6	2
27	BEAN, Blake	3	15	7	22	1	.	.
17	FINNEY, Courtney	6	6	10	16	1.0-3	1.0-3	.	.	.	1-0	.	.	.
16	DAVIS, Chad	5	11	4	15	1.5-3	1.0-1	.	2	.	.	1	.	.
37	GARNER, Brandon	6	12	3	15	3.0-5
99	FLUSCHE, Andy	6	5	9	14	1.5-3	.	.	1
3	MINOR, Calvin	4	6	7	13	2.0-9	1.0-5
34	BROOKS, Nate	4	9	4	13	2.5-4	.	.	2
15	TAUAALO, T.J.	6	5	7	12	0.5-1
48	WALLACE, S.	6	5	6	11
91	ORR, Austin	6	6	4	10	3.0-7	.	.	.	1	1-0	.	.	.
30	ROBERTS, J.	6	7	3	10	6.5-31	4.0-20	.	.	2
8	MARSHALL, Jamal	6	5	4	9	.	.	.	1
49	YOUNG, Roderick	5	6	2	8	1.0-6	1.0-6
56	DILONGA, Malik	6	4	3	7	1.0-3
41	PRESTON, Ashton	6	7	.	7	.	.	.	1
20	FERNANDES, C.	1	5	1	6	1.0-6
19	SCHILLECI, John	5	6	.	6	2.0-20	1-0	.	.	.
90	JOHNSON, Ti.	6	4	1	5
44	MOORE, Sid	3	2	2	4
5E	DASH, Matthew	5	2	2	4
7	COMBS, Jareid	6	2	1	3
42	POLK, Chad	5	1	2	3	0.5-1
51	MCNAIR, Darrien	1	1	2	3
6	ELLIS, Sed	4	3	.	3
84	KEENA, Eric	6	2	1	3
46	SMITH, A.J.	5	.	2	2
29	IVERY, Willy	5	.	2	2
39	LYNN, Jarrod	5	.	2	2
18	SMITH, Marcus	6	2	.	2
3C	GOREE, Tee	5	1	.	1
25	TUCKER, Andrew	5	1	.	1
82	BRADLEY, D.	6	.	1	1
5	MCNULTY, Andrew	5	.	1	1
26	WILSON, Jeffrey	4	.	1	1
Total		6	272	170	442	34-122	9-39	1-23	14	4	5-0	3	.	.
Opponents		6	245	142	387	37-175	15-106	7-122	28	10	7-0	9	1	.

NORTH TEXAS FOOTBALL

2015 NORTH TEXAS INDIVIDUAL SEASON AND CAREER HIGHS

SEASON

CAREER

Rushing	gp	att	gain	loss	net	avg	td	lg	avg/g	gp	att	gain	loss	net	avg	td	lg	avg/g
WILSON, Jeffrey	4	59	357	6	351	5.9	0	27	87.8	13	109	583	8	575	5.3	1	27	44.2
JIMMERSON, A.	6	57	244	22	222	3.9	1	27	37.0	40	392	1904	103	1801	4.6	18	45	45.0
SMITH, DaMarcus	4	25	172	15	157	6.3	0	33	39.2	4	25	172	15	157	6.3	0	33	39.2
IVERY, Willy	5	21	147	13	134	6.4	1	28	26.8	11	28	152	23	129	4.6	1	28	11.7
TUCKER, Andrew	5	15	75	0	75	5.0	0	18	15.0	16	23	119	0	119	5.2	0	20	7.4
EZZARD, A.J.	3	7	21	1	20	2.9	1	5	6.7	3	7	21	1	20	2.9	1	5	6.7
HARRIS, Carlos	6	6	24	6	18	3.0	0	12	3.0	43	20	180	12	168	8.4	1	43	3.9
SMILEY, Turner	5	1	10	0	10	10.0	0	10	2.0	17	3	23	0	23	7.7	0	11	1.4
ROLLINS, Rex	1	2	8	0	8	4.0	0	6	8.0	10	20	114	14	100	5.0	0	30	10.0
LYNN, Jarrod	5	3	2	1	1	0.3	0	1	0.2	17	15	48	1	47	3.1	1	9	2.8
GREER, Josh	2	1	0	4	-4	-4.0	0	0	-2.0	5	11	8	54	-46	-4.2	1	5	-9.2
TEAM	3	2	0	22	-22	-11.0	0	0	-7.3									
MCNULTY, Andrew	5	21	55	91	-36	-1.7	0	18	-7.2	30	90	333	254	79	0.9	3	65	2.6
Total	6	220	1115	181	934	4.2	3	33	155.7									
Opponents	6	266	1693	122	1571	5.9	21	70	261.8									

Passing	gp	effic	comp-att-int	pct	yds	td	lg	avg/g	gp	effic	comp-att-int	pct	yds	td	lg	avg/g
MCNULTY, Andrew	5	89.67	70-151-4	46.4	756	3	93	151.2	30	102.65	213-410-15	52.0	2439	10	93	81.3
SMITH, DaMarcus	4	119.76	23-53-2	43.4	333	5	61	83.2	4	119.76	23-53-2	43.4	333	5	61	83.2
GREER, Josh	2	53.60	5-15-1	33.3	60	0	24	30.0	5	65.24	29-65-3	44.6	231	0	24	46.2
HARRIS, Carlos	6	480.40	1-1-0	100.0	6	1	6	1.0	43	480.40	1-1-0	100.0	6	1	6	0.1
Total	6	96.24	99-220-7	45.0	1155	9	93	192.5								
Opponents	6	187.48	136-186-1	73.1	1849	18	81	308.2								

Receiving	gp	no.	yds	avg	td	lg	avg/g	gp	no.	yds	avg	td	lg	avg/g
HARRIS, Carlos	6	40	512	12.8	6	93	85.3	43	176	2191	12.4	12	93	51.0
SMITH, Marcus	6	14	144	10.3	0	24	24.0	33	36	481	13.4	6	41	14.6
SMILEY, Turner	5	10	143	14.3	0	39	28.6	17	24	338	14.1	1	44	19.9
LOVING, Chris	5	10	126	12.6	1	29	25.2	10	11	134	12.2	1	29	13.4
KIDSY, Darwin	6	6	117	19.5	1	46	19.5	31	37	416	11.2	1	46	13.4
GOREE, Tee	5	6	39	6.5	1	20	7.8	5	6	39	6.5	1	20	7.8
WILSON, Jeffrey	4	3	24	8.0	0	23	6.0	13	8	65	8.1	1	29	5.0
THOMPSON, T.	6	3	16	5.3	0	8	2.7	8	3	16	5.3	0	8	2.0
JIMMERSON, A.	6	2	12	6.0	0	10	2.0	40	30	376	12.5	5	78	9.4
RUTHERFORD, O.	4	2	8	4.0	0	5	2.0	4	2	8	4.0	0	5	2.0
EZZARD, A.J.	3	1	8	8.0	0	8	2.7	3	1	8	8.0	0	8	2.7
ROLLINS, Rex	1	1	3	3.0	0	3	3.0	10	2	19	9.5	0	16	1.9
IVERY, Willy	5	1	3	3.0	0	3	0.6	11	2	17	8.5	1	14	1.5
Total	6	99	1155	11.7	9	93	192.5							
Opponents	6	136	1849	13.6	18	81	308.2							

Total Offense	g	plays	rush	pass	total	avg/g	g	plays	rush	pass	total	avg/g
MCNULTY, Andrew	5	172	-36	756	720	144.0	30	500	79	2439	2518	83.9
SMITH, DaMarcus	4	78	157	333	490	122.5	4	78	157	333	490	122.5
WILSON, Jeffrey	4	59	351	0	351	87.8	13	109	575	0	575	44.2
JIMMERSON, A.	6	57	222	0	222	37.0	40	392	1801	0	1801	45.0
IVERY, Willy	5	21	134	0	134	26.8	11	28	129	0	129	11.7
TUCKER, Andrew	5	15	75	0	75	15.0	16	23	119	0	119	7.4
GREER, Josh	2	16	-4	60	56	28.0	5	76	-46	231	185	37.0
HARRIS, Carlos	6	7	18	6	24	4.0	43	21	168	6	174	4.0
EZZARD, A.J.	3	7	20	0	20	6.7	3	7	20	0	20	6.7
SMILEY, Turner	5	1	10	0	10	2.0	17	3	23	0	23	1.4
ROLLINS, Rex	1	2	8	0	8	8.0	10	20	100	0	100	10.0
LYNN, Jarrod	5	3	1	0	1	0.2	17	15	47	0	47	2.8
TEAM	3	2	-22	0	-22	-7.3						
Total	6	440	934	1155	2089	348.2						
Opponents	6	452	1571	1849	3420	570.0						

NORTH TEXAS FOOTBALL

2015 NORTH TEXAS INDIVIDUAL SEASON AND CAREER HIGHS

SEASON

CAREER

Scoring	td		PAT			dxp	saf	pts	td		PAT			dxp	saf	pts
	fg	kick	rush	rcv	pass				fg	kick	rush	rcv	pass			
HARRIS, Carlos	6	-	-	-	-	-	-	36	13	-	-	-	-	-	-	78
MOORE, Trevor	-	6-9	12-12	-	-	-	-	30	-	21-26	49-49	-	-	-	-	112
JIMMERSON, A.	1	-	-	-	-	-	-	6	23	-	-	-	-	-	-	138
GOREE, Tee	1	-	-	-	-	-	-	6	1	-	-	-	-	-	-	6
EZZARD, A.J.	1	-	-	-	-	-	-	6	1	-	-	-	-	-	-	6
IVERY, Willy	1	-	-	-	-	-	-	6	2	-	-	-	-	-	-	12
LOVING, Chris	1	-	-	-	-	-	-	6	1	-	-	-	-	-	-	6
KIDSY, Darvin	1	-	-	-	-	-	-	6	4	-	-	-	-	-	-	24
Total	12	6-9	12-12	-	-	-	-	102								
Opponents	41	5-6	40-41	-	-	-	-	301								

Punt Returns	no.	yds	avg	td	lg	no.	yds	avg	td	lg
KIDSY, Darvin	8	32	4.0	0	20	31	265	8.5	2	75
Total	8	32	4.0	0	20					
Opponents	9	119	13.2	0	38					

Kick Returns	no.	yds	avg	td	lg	no.	yds	avg	td	lg
BRADLEY, D.	13	261	20.1	0	33	13	261	20.1	0	33
WILSON, Jeffrey	8	180	22.5	0	50	8	180	22.5	0	50
KIDSY, Darvin	6	129	21.5	0	27	18	428	23.8	1	100
SMILEY, Turner	1	15	15.0	0	15	1	15	15.0	0	15
ROBERTS, J.	1	0	0.0	0	0	2	9	4.5	0	9
Total	29	585	20.2	0	50					
Opponents	12	282	23.5	0	40					

Interceptions	no.	yds	avg	td	lg	no.	yds	avg	td	lg
WHITFIELD, Zac	1	6	6.0	0	6	8	197	24.6	2	98
Total	1	23	23.0	0	17					
Opponents	7	122	17.4	2	88					

Fumble Returns	no.	yds	avg	td	lg	no.	yds	avg	td	lg
Total	0	0	0.0	0	0					
Opponents	0	0	0.0	0	0					

All Purpose	g	rush	rcv	pr	kr	ir	total	avg/g	g	rush	rcv	pr	kr	ir	total	avg/g
WILSON, Jeffrey	4	351	24	0	180	0	555	138.8	13	575	65	0	180	0	820	63.1
HARRIS, Carlos	6	18	512	0	0	0	530	88.3	43	168	2191	46	486	0	2891	67.2
KIDSY, Darvin	6	0	117	32	129	0	278	46.3	31	0	416	265	428	0	1109	35.8
BRADLEY, D.	6	0	0	0	261	0	261	43.5	6	0	0	0	261	0	261	43.5
JIMMERSON, A.	6	222	12	0	0	0	234	39.0	40	1801	376	0	0	0	2177	54.4
SMILEY, Turner	5	10	143	0	15	0	168	33.6	17	23	338	0	15	0	376	22.1
SMITH, DaMarcu	4	157	0	0	0	0	157	39.2	4	157	0	0	0	0	157	39.2
SMITH, Marcus	6	0	144	0	0	0	144	24.0	33	0	481	0	0	0	481	14.6
IVERY, Willy	5	134	3	0	0	0	137	27.4	11	129	17	0	0	0	146	13.3
LOVING, Chris	5	0	126	0	0	0	126	25.2	10	0	134	0	0	0	134	13.4
TUCKER, Andre	5	75	0	0	0	0	75	15.0	16	119	0	0	0	0	119	7.4
GOREE, Tee	5	0	39	0	0	0	39	7.8	5	0	39	0	0	0	39	7.8
EZZARD, A.J.	3	20	8	0	0	0	28	9.3	3	20	8	0	0	0	28	9.3
SCOTT, Fred	6	0	0	0	0	17	17	2.8	24	0	0	0	0	17	17	0.7
THOMPSON, T.	6	0	16	0	0	0	16	2.7	8	0	16	0	0	0	16	2.0
ROLLINS, Rex	1	8	3	0	0	0	11	11.0	10	100	19	14	0	0	133	13.3
RUTHERFORD,	4	0	8	0	0	0	8	2.0	4	0	8	0	0	0	8	2.0
WHITFIELD, Zac	6	0	0	0	0	6	6	1.0	41	0	0	-2	0	197	195	4.8
LYNN, Jarrod	5	1	0	0	0	0	1	0.2	17	47	0	0	0	0	47	2.8
GREER, Josh	2	-4	0	0	0	0	-4	-2.0	5	-46	0	0	0	0	-46	-9.2
TEAM	3	-22	0	0	0	0	-22	-7.3								
MCNULTY, Andr	5	-36	0	0	0	0	-36	-7.2	30	79	0	0	0	0	79	2.6
Total	6	934	1155	32	585	23	2729	454.8								
Opponents	6	1571	1849	119	282	122	3943	657.2								

NORTH TEXAS FOOTBALL

2015 NORTH TEXAS INDIVIDUAL SEASON AND CAREER HIGHS

	SEASON				CAREER			
	att	good	long	blkd	att	good	long	blkd
Field Goals								
MOORE, Trevor	9	6	38	0	26	21	47	0
Total	9	6	38	0				
Opponents	6	5	46	0				

		SEASON				CAREER					
		no.	yds	avg	lg	blk	no.	yds	avg	lg	blk
Punting											
KEENA, Eric		32	1470	45.9	63	0	75	3397	45.3	71	0
MACEK, Blake		6	186	31.0	41	1	102	4128	40.5	61	1
TEAM		1	13	13.0	13	0					
Total		39	1669	42.8	63	1					
Opponents		19	807	42.5	59	0					

		SEASON					CAREER				
		no.	yds	avg	tb	ob	no.	yds	avg	tb	ob
Kickoffs											
KEENA, Eric		22	1423	64.7	11	0	89	5609	63.0	34	2
MOORE, Trevor		1	63	63.0	0	0	1	63	63.0	0	0
Total		23	1486	64.6	11	0					
Opponents		51	3058	60.0	17	0					

#	Defensive Leaders	SEASON										CAREER											
		gp	ua	a	total	tfl	sack	int	pbu	fr	ff	blk	gp	ua	a	total	tfl	sack	int	pbu	fr	ff	blk
21	GRAY, James	6	37	19	56	2.0		3				6	37	19	56	2.0		3					
23	MCCLAIN, K.	6	45	10	55	0.0		2		1		18	66	28	94	0.5		1	2		1		
32	SCOTT, Fred	6	17	20	37	2.5	1.0	0		1		24	49	53	102	6.0	1.0	0	1	2			
43	WALLACE, A.	6	14	20	34	2.5				1		15	32	27	59	2.5			2	1			
24	WHITFIELD, Zac	6	18	7	25	0.0		1	2			41	84	39	123	1.0		8	16		1		
27	BEAN, Blake	3	15	7	22	0.0				1		3	15	7	22	0.0						1	
17	FINNEY, Cortney	6	6	10	16	1.0	1.0			1		6	6	10	16	1.0	1.0				1		
16	DAVIS, Chad	5	11	4	15	1.5	1.0		2		1	27	18	7	25	1.5	1.0	1	4		1		
37	GARNER, Brandon	6	12	3	15	3.0						6	12	3	15	3.0							
99	FLUSCHE, Andy	6	5	9	14	1.5			1			13	9	17	26	4.0	1.5		1				
3	MINOR, Calvin	4	6	7	13	2.0	1.0					15	18	18	36	5.5	2.5						
34	BROOKS, Nate	4	9	4	13	2.5			2			4	9	4	13	2.5			2				
15	TAUAALO, T.J.	6	5	7	12	0.5						6	5	7	12	0.5							
48	WALLACE, S.	6	5	6	11	0.0						21	16	18	34	3.0	1.0			3			
30	ROBERTS, J.	6	7	3	10	6.5	4.0					29	21	19	40	14.5	8.0			1			
91	ORR, Austin	6	6	4	10	3.0				1		29	23	13	36	7.0	3.0		1	1	2	1	
8	MARSHALL, Jamal	6	5	4	9	0.0			1			39	40	27	67	2.0			1				
49	YOUNG, Roderick	5	6	2	8	1.0	1.0					5	6	2	8	1.0	1.0						
56	DILONGA, Malik	6	4	3	7	1.0						18	11	11	22	4.0	2.0		1				
41	PRESTON, Ashton	6	7		7	0.0			1			6	7		7	0.0			1				
19	SCHILLECI, John	5	6		6	2.0				1		26	12	2	14	2.0				1			
20	FERNANDES, C.	1	5	1	6	1.0						1	5	1	6	1.0							
90	JOHNSON, Ti.	6	4	1	5	0.0						14	12	4	16	5.0	5.0						
44	MOORE, Sid	3	2	2	4	0.0						12	8	7	15	3.5	1.5						
5E	DASH, Matthew	5	2	2	4	0.0						10	5	6	11	0.5							
42	POLK, Chad	5	1	2	3	0.5						32	28	28	56	13.5	8.5		4		2		
7	COMBS, Jareid	6	2	1	3	0.0						6	2	1	3	0.0							
51	MCNAIR, Darrien	1	1	2	3	0.0						1	1	2	3	0.0							
6	ELLIS, Sed	4	3		3	0.0						26	19	13	32	1.0			1	1	1	1	
84	KEENA, Eric	6	2	1	3	0.0						18	4	1	5	0.0							
29	IVERY, Willy	5		2	2	0.0						11	1	2	3	0.0							
18	SMITH, Marcus	6	2		2	0.0						33	4		4	0.0							
39	LYNN, Jarrod	5		2	2	0.0						17	4	3	7	0.0				1			
46	SMITH, A.J.	5		2	2	0.0						13	1	3	4	1.0	1.0						
5	MCNULTY, Andrew	5		1	1	0.0						30	2	1	3	0.0							
3C	GOREE, Tee	5	1		1	0.0						5	1		1	0.0							
26	WILSON, Jeffrey	4		1	1	0.0						13		1	1	0.0							
25	TUCKER, Andrew	5	1		1	0.0						16	5		5	0.0							
82	BRADLEY, D.	6		1	1	0.0						6		1	1	0.0							
	Total	6	272	170	442	34	9	1	14	5	3												
	Opponents	6	245	142	387	37	15	7	28	7	9	1											

NORTH TEXAS FOOTBALL

2015 SUPERLATIVES

NORTH TEXAS INDIVIDUAL GAME HIGHS

Rushes	22	WILSON, Jeffrey at Southern Miss (Oct 03, 2015)
Yards Rushing	136	WILSON, Jeffrey at Southern Miss (Oct 03, 2015)
TD Rushes	1	JIMMERSON, A. at SMU (Sep 12, 2015)
	1	EZZARD, A.J. vs RICE (Sep 19, 2015)
	1	IVERY, Willy at Southern Miss (Oct 03, 2015)
Long Rush	33	SMITH, DaMarcus vs WKU (Oct 15, 2015)
Pass attempts	36	MCNULTY, Andrew at IOWA (Sep 26, 2015)
Pass completions	19	MCNULTY, Andrew vs RICE (Sep 19, 2015)
Yards Passing	303	MCNULTY, Andrew vs RICE (Sep 19, 2015)
TD Passes	4	SMITH, DaMarcus vs WKU (Oct 15, 2015)
Long Pass	93	MCNULTY, Andrew vs RICE (Sep 19, 2015)
Receptions	9	HARRIS, Carlos at Southern Miss (Oct 03, 2015)
	9	HARRIS, Carlos vs Portland St. (Oct 10, 2015)
Yards Receiving	193	HARRIS, Carlos vs RICE (Sep 19, 2015)
TD Receptions	2	HARRIS, Carlos vs RICE (Sep 19, 2015)
	2	HARRIS, Carlos vs WKU (Oct 15, 2015)
Long Reception	93	HARRIS, Carlos vs RICE (Sep 19, 2015)
Field Goals	3	MOORE, Trevor at IOWA (Sep 26, 2015)
Long Field Goal	38	MOORE, Trevor at IOWA (Sep 26, 2015)
Punts	8	KEENA, Eric at IOWA (Sep 26, 2015)
	8	KEENA, Eric vs Portland St. (Oct 10, 2015)
Punting Avg	51.0	KEENA, Eric vs RICE (Sep 19, 2015)
Long Punt	63	KEENA, Eric at Southern Miss (Oct 03, 2015)
Punts inside 20	3	KEENA, Eric at IOWA (Sep 26, 2015)
Long Punt Return	20	KIDSY, Darwin vs Portland St. (Oct 10, 2015)
Long Kickoff Return	50	WILSON, Jeffrey vs Portland St. (Oct 10, 2015)
Tackles	16	MCCLAIN, K. vs RICE (Sep 19, 2015)
Sacks	3.0	ROBERTS, J. vs RICE (Sep 19, 2015)
Tackles For Loss	4.5	ROBERTS, J. vs RICE (Sep 19, 2015)
Interceptions	1	WHITFIELD, Zac vs WKU (Oct 15, 2015)

OPPONENT INDIVIDUAL GAME HIGHS

Rushes	22	Canzeri, Jordan, at IOWA (Sep 26, 2015)
Yards Rushing	193	WALEY, Anthony, vs WKU (Oct 15, 2015)
TD Rushes	4	Canzeri, Jordan, at IOWA (Sep 26, 2015)
Long Rush	70	David Jones, vs Portland St. (Oct 10, 2015)
Pass attempts	39	JACKSON, Driphu, vs RICE (Sep 19, 2015)
Pass completions	29	JACKSON, Driphu, vs RICE (Sep 19, 2015)
Yards Passing	373	JACKSON, Driphu, vs RICE (Sep 19, 2015)
TD Passes	4	MULLENS, Nick, at Southern Miss (Oct 03, 2015)
	4	DOUGHTY, B., vs WKU (Oct 15, 2015)
Long Pass	81	Beathard, C.J., at IOWA (Sep 26, 2015)
Receptions	8	PARKS, Dennis, vs RICE (Sep 19, 2015)
Yards Receiving	163	PARKS, Dennis, vs RICE (Sep 19, 2015)
TD Receptions	3	THOMAS, Michael, at Southern Miss (Oct 03, 2015)
Long Reception	81	Smith, Tevaun, at IOWA (Sep 26, 2015)
Field Goals	2	SCHWETTMAN, G., vs WKU (Oct 15, 2015)
Long Field Goal	46	J. Gonzales, vs Portland St. (Oct 10, 2015)
Punts	5	Marcus Kinsella, vs Portland St. (Oct 10, 2015)
Punting Avg	50.5	COLLINS, Jake, vs WKU (Oct 15, 2015)
Long Punt	59	COLLINS, Jake, vs WKU (Oct 15, 2015)
Punts inside 20	3	SARRAZIN, Tyler, at Southern Miss (Oct 03, 2015)
Long Punt Return	38	King, Desmond, at IOWA (Sep 26, 2015)
Long Kickoff Return	40	King, Desmond, at IOWA (Sep 26, 2015)
Tackles	9	IBE, JT, vs RICE (Sep 19, 2015)
	9	Fisher, Cole, at IOWA (Sep 26, 2015)
	9	Jewell, Josey, at IOWA (Sep 26, 2015)
Sacks	2.0	POOLE, Ja'Boree, at Southern Miss (Oct 03, 2015)
	2.0	Sadat Sulleyman, vs Portland St. (Oct 10, 2015)
Tackles For Loss	3.0	Sadat Sulleyman, vs Portland St. (Oct 10, 2015)
Interceptions	1	JOHNSON, David, at SMU (Sep 12, 2015)
	1	RICHARDSON, H., at SMU (Sep 12, 2015)
	1	ESPINOSA, Zach, vs RICE (Sep 19, 2015)
	1	Bower, Bo, at IOWA (Sep 26, 2015)
	1	Jewell, Josey, at IOWA (Sep 26, 2015)
	1	ARMSTRONG, C., at Southern Miss (Oct 03, 2015)
	1	WARD, Marcus, vs WKU (Oct 15, 2015)

NORTH TEXAS TEAM GAME HIGHS

Rushes	49	at Southern Miss (Oct 03, 2015)
Yards Rushing	203	vs WKU (Oct 15, 2015)
Yards Per Rush	6.5	vs RICE (Sep 19, 2015)
TD Rushes	1	at SMU (Sep 12, 2015)
	1	vs RICE (Sep 19, 2015)
	1	at Southern Miss (Oct 03, 2015)
Pass attempts	43	at IOWA (Sep 26, 2015)
Pass completions	19	vs RICE (Sep 19, 2015)
Yards Passing	303	vs RICE (Sep 19, 2015)
Yards Per Pass	8.7	vs RICE (Sep 19, 2015)
TD Passes	4	vs WKU (Oct 15, 2015)
Total Plays	88	at IOWA (Sep 26, 2015)
Total Offense	478	vs RICE (Sep 19, 2015)
Yards Per Play	7.7	vs RICE (Sep 19, 2015)
Points	28	vs WKU (Oct 15, 2015)
Sacks By	4	vs RICE (Sep 19, 2015)
First Downs	26	at Southern Miss (Oct 03, 2015)
Penalties	8	at IOWA (Sep 26, 2015)
	8	vs Portland St. (Oct 10, 2015)
Penalty Yards	74	vs Portland St. (Oct 10, 2015)
Turnovers	4	at SMU (Sep 12, 2015)
Interceptions By	1	vs WKU (Oct 15, 2015)
Punts	11	vs Portland St. (Oct 10, 2015)
Punting Avg	47.4	at IOWA (Sep 26, 2015)
Long Punt	63	at Southern Miss (Oct 03, 2015)
Punts inside 20	3	at IOWA (Sep 26, 2015)
Long Punt Return	20	vs Portland St. (Oct 10, 2015)

OPPONENT TEAM GAME HIGHS

Rushes	53	at SMU (Sep 12, 2015)
Yards Rushing	368	vs Portland St. (Oct 10, 2015)
Yards Per Rush	8.0	vs Portland St. (Oct 10, 2015)
TD Rushes	6	vs Portland St. (Oct 10, 2015)
Pass attempts	43	vs WKU (Oct 15, 2015)
Pass completions	31	vs WKU (Oct 15, 2015)
Yards Passing	400	vs WKU (Oct 15, 2015)
Yards Per Pass	13.7	vs Portland St. (Oct 10, 2015)
TD Passes	4	at Southern Miss (Oct 03, 2015)
	4	vs WKU (Oct 15, 2015)
Total Plays	90	vs RICE (Sep 19, 2015)
Total Offense	683	vs WKU (Oct 15, 2015)
Yards Per Play	9.9	vs Portland St. (Oct 10, 2015)
Points	66	vs Portland St. (Oct 10, 2015)
Sacks By	5	at Southern Miss (Oct 03, 2015)
First Downs	35	vs WKU (Oct 15, 2015)
Penalties	8	at Southern Miss (Oct 03, 2015)
Penalty Yards	87	at Southern Miss (Oct 03, 2015)
Turnovers	3	at SMU (Sep 12, 2015)
Interceptions By	2	at SMU (Sep 12, 2015)
	2	at IOWA (Sep 26, 2015)
Punts	5	vs Portland St. (Oct 10, 2015)
Punting Avg	50.5	vs WKU (Oct 15, 2015)
Long Punt	59	vs WKU (Oct 15, 2015)
Punts inside 20	3	at Southern Miss (Oct 03, 2015)
Long Punt Return	38	at IOWA (Sep 26, 2015)

NORTH TEXAS FOOTBALL

2015 NORTH TEXAS RED-ZONE RESULTS

North Texas Inside Opponent Red-Zone

Date	Opponent	Score	Times In RZ	Times Scored	Total Pts	Rush TDs	Pass TDs	FGs Made	Failed to score inside RZ						
									FGA	Down	Int	Fumb	Half	Game	
Sep 12, 2015	at SMU	L 13-31	2	2	6	0	0	2	0	0	0	0	0	0	0
Sep 19, 2015	RICE	L 24-38	2	2	10	1	1	1	0	0	0	0	0	0	0
Sep 26, 2015	at IOWA	L 16-62	3	2	10	1	0	1	1	0	1	0	0	0	0
Oct 03, 2015	at Southern Miss	L 14-49	3	1	7	1	1	0	0	1	1	0	0	0	0
Oct 10, 2015	PORTLAND ST.	L 7-66	1	1	7	1	0	1	0	0	0	0	0	0	0
Oct 15, 2015	WKU	L 28-55	4	3	21	3	0	3	0	0	0	0	1	0	0
Totals			15	11	61	7	2	5	4	0	1	2	1	0	0
11 of 15 (73.3%)															

Opponents Inside North Texas Red-Zone

Date	Opponent	Score	Times In RZ	Times Scored	Total Pts	Rush TDs	Pass TDs	FGs Made	Failed to score inside RZ						
									FGA	Down	Int	Fumb	Half	Game	
Sep 12, 2015	at SMU	L 13-31	5	3	17	2	1	1	1	0	1	0	1	0	0
Sep 19, 2015	RICE	L 24-38	7	5	31	4	2	2	1	1	1	0	0	0	0
Sep 26, 2015	at IOWA	L 16-62	5	5	35	5	5	0	0	0	0	0	0	0	0
Oct 03, 2015	at Southern Miss	L 14-49	6	6	42	6	3	3	0	0	0	0	0	0	0
Oct 10, 2015	PORTLAND ST.	L 7-66	4	4	28	4	4	0	0	0	0	0	0	0	0
Oct 15, 2015	WKU	L 28-55	6	6	38	5	3	2	1	0	0	0	0	0	0
Totals			33	29	191	26	18	8	3	1	2	0	1	0	0
29 of 33 (87.9%)															