

NORTH TEXAS FOOTBALL

North Texas Athletic Communications

Football Contact: Steven Bartolotta • e-mail - steven.bartolotta@unt.edu • office - 940-369-8329 • cell 817-300-1931
 Football Contact: Eric Capper • e-mail - eric.capper@unt.edu • office - 940-565-2476 • cell 940-367-0727

SCHEDULE/RESULTS

SEPTEMBER

| | | |
|----|------------------|----------|
| 12 | AT SMU (ESPN 3) | L, 31-13 |
| 19 | VS. RICE* (FCS) | L, 38-24 |
| 26 | AT IOWA (ESPN U) | L, 62-16 |

OCTOBER

| | | |
|----|-------------------------|-----------|
| 3 | AT SOUTHERN MISS* (FCS) | L, 49-14 |
| 10 | VS. PORTLAND STATE | L, 66-7 |
| 15 | VS. WKU* (CBS) | 6:30 P.M. |
| 24 | AT MARSHALL* (FCS) | 2:30 P.M. |
| 31 | VS. UTSA* (ASN) | 6 P.M. |

NOVEMBER

| | | |
|----|--------------------------|-----------|
| 7 | AT LOUISIANA TECH* (FCS) | 2:30 P.M. |
| 14 | AT TENNESSEE | TBA |
| 21 | AT MTSU* (ASN) | 11 A.M. |
| 28 | VS. UTEP* (FSN) | TBA |

*CONFERENCE USA GAME

ALL TIMES CENTRAL

FSN - FOX SPORTS

FCS - FOX COLLEGE SPORTS

CBS - CBS COLLEGE SPORTS

ASN - AMERICAN SPORTS NETWORK

NORTH TEXAS COACHING STAFF

| | |
|----------------------------|----------------|
| Interim HC/OC | Mike Canales |
| Defensive Coordinator/LB's | Chris Cosh |
| Wide Receivers | Mike Grant* |
| RB's/Special Teams | Tommy Perry |
| Tight Ends | Nick Quartaro* |
| Offensive Line | Mike Simmonds |
| Defensive Line | Kevin Patrick |
| Safeties | Perry Carter* |
| Cornerbacks | LaMarcus Hicks |

*- In the press box on game day

RADIO: MEAN GREEN RADIO NETWORK

Dave Barnett, play-by-play

Hank Dickenson, analyst

KNTU 88.1 FM (Denton)

KHYI 95.3 FM (Dallas/Fort Worth)

KGAF 1580 AM (Gainesville)

TELEVISION: CBS COLLEGE SPORTS

John Sadak, Play-by-Play

Randy Cross, Color

Melanie Collins, Sidelines



Follow us on Twitter
twitter.com/MeanGreenFB



Like our page on Facebook
facebook.com/MeanGreenFB



North Texas Mean Green

Record: 0-5 C-USA: 0-2

Interim HC: Mike Canales, 6th season

NT record: 2-3 • Record vs. WKU: 1-0 •

Career record: 2-3 (6th season)



WKU Hilltoppers

Record: 5-1 C-USA: 3-0

Head Coach: Jeff Brohm, 2nd season

WKU record: 13-6 • Record vs. NT: 0-0 •

Career record: 13-6 (2nd season)

Game Information

Venue: Apogee Stadium

Capacity: 30,850

Playing Surface: Sportexe PowerBlade

Series Record: North Texas leads 4-2

Last Meeting: WKU 25 NT 24 (2012)

In Denton: North Texas leads 2-1

Radio: KHYI 95.3 FM

KNTU 88.1 FM

KGAF 1580 AM

TV: CBS College Sports

Live Stats: www.MeanGreenSports.com

MEAN GREEN LOOK TO REGROUP ON THURSDAY NIGHT HOSTING WKU

→ North Texas has a quick turnaround as they face WKU on Thursday night at Apogee Stadium. The Mean Green is coming off 66-7 loss to Portland State to fall to 0-5 on the year, the first 0-5 start since 2008. WKU enters the game at 5-1 and a perfect 3-0 in C-USA play. North Texas holds a 4-2 series edge over the Hilltoppers and a 2-1 mark in Denton. WKU won the last matchup between the two teams, 25-24 in 2012.

→ Offensive coordinator Mike Canales has been named the interim head coach for the remainder of the season. It is the second stint for Canales as the Mean Green's interim head coach, as he coached the final five games in 2010, notching a 2-3 record.

→ North Texas is 0-5 to start the season for just the seventh time in school history. NT was last 0-5 in 2008. The Mean Green also lost back-to-back games at Apogee Stadium for the first time since it opened in 2011. North Texas has lost six straight games dating back to the end of 2014.

→ The loss at home to PSU was the largest margin of defeat at home in school history. The 66 points allowed were the most allowed at home since 2007 when Navy scored 74. The loss to Portland State represented the largest margin of defeat since Arkansas defeated North Texas by the same score on Sept. 29, 2007.

→ QB DaMarcus Smith will face his former team in WKU. Smith, spent two seasons at WKU in 2012 and 2013. He played in five games with WKU in 2013. Through three games thus far at North Texas, Smith is 6-for-18 for 105 yards and one touchdown.

→ Carlos Harris notched his fifth 100-yard receiving game with 136 yards and nine grabs against Southern Miss. He's averaging seven catches a game and could threaten the all-time receptions mark of 229 set by Casey Fitzgerald. He is 57 grabs away from him. He needs to average just over eight catches a game to potentially break the record. Harris is on pace for 87 catches this season, which would be the fourth-most in school history. Harris is also one of just 17 active players in the nation that have thrown, caught and run for a TD.

→ 16 of the 36 catches for Harris this season have gone for either a first-down or a touchdown. Since 2014, of the 106 receptions for Harris, 49.4 percent of them have been either a first-down or a touchdown.

→ North Texas committed a season-low one turnover but lost the turnover battle for the fourth consecutive game against Portland State. For the season, North Texas -7, which ranks 12th in Conference USA and 119th nationally. In three of the five games this season, NT has yet to cause one turnover.

→ While the turnover bug has gotten to North Texas the first three games, the defense the last two games has kept the opposition at bay. After allowing 44 points off of turnovers in the first three games, the Mean Green has only given up three points in the last two games off of turnovers.

NORTH TEXAS FOOTBALL

NORTH TEXAS QUICK FACTS

| | |
|-----------------------------|-------------------|
| LOCATION | DENTON, TEXAS |
| FOUNDED | 1890 |
| PRESIDENT | DR. NEAL SMATRESK |
| ENROLLMENT | 37,323 |
| FOUNDED | 1890 |
| ATHLETIC DIRECTOR..... | RICK VILLARREAL |
| NICKNAME | MEAN GREEN |
| COLORS | GREEN AND WHITE |
| HOME FIELD | APOGEE STADIUM |
| CAPACITY..... | 30,850 |
| SURFACE | ARTIFICIAL |
| FIRST YEAR OF FOOTBALL..... | 1913 |
| YEARS OF FOOTBALL | 100 |
| CONFERENCE | CONFERENCE USA |
| INTERIM HEAD COACH..... | MIKE CANALES |
| OVERALL RECORD | 2-3 |
| RECORD AT NORTH TEXAS | 2-3 |
| PRIMARY OFFENSE..... | MULTIPLE |
| PRIMARY DEFENSE..... | 4-3 |

MEAN GREEN TEAM RECORD

| | |
|-----------------------------|------------|
| OVERALL..... | 492-483-33 |
| HOME | 263-145-12 |
| AWAY..... | 226-333-21 |
| NEUTRAL..... | 3-5 |
| SINCE DIV. I-A (1995)..... | 82-158 |
| APOGEE STADIUM RECORD | 16-9 |

VERSUS OTHER FBS CONFERENCES

| | |
|---------------------|---------|
| AAC | 1-1 |
| ACC | 0-3 |
| BIG EAST | 0-1 |
| BIG 12 | 7-58 |
| BIG 10..... | 1-2 |
| CONFERENCE USA..... | 41-59-1 |
| INDEPENDENT..... | 2-3 |
| MID-AMERICAN..... | 3-5 |
| MOUNTAIN WEST..... | 7-15 |
| PAC-12 | 2-4 |
| SEC | 3-35 |
| SUN BELT..... | 41-46 |
| WAC..... | 34-75-2 |

TEAM STREAKS

| | |
|-----------------------------|---|
| WINS | 0 |
| HOME WINS | 0 |
| AWAY WINS | 0 |
| C-USA WINS..... | 0 |
| LOSSES..... | 6 |
| HOME LOSSES..... | 2 |
| AWAY LOSSES..... | 9 |
| NON-CONFERENCE WINS..... | 0 |
| NON-CONFERENCE LOSSES | 4 |

THE MEAN GREEN

ALL NORTH TEXAS ATHLETIC TEAMS ARE REFERRED TO AS "NORTH TEXAS" AND THE "MEAN GREEN." DO NOT USE THE TERMS "UNT," "NORTH TEXAS STATE," OR "EAGLES", TO DESCRIBE A NORTH TEXAS ATHLETIC TEAM.

MEDIA AVAILABILITY FOR WEEK 6

| MONDAY | 12 | TUESDAY | 13 | WEDNESDAY | 14 | THURSDAY | 15 | FRIDAY | 16 | SATURDAY | 17 | SUNDAY | 18 |
|--------|-----------------------------------------------------------------------------|---------------------------------------------------------------------|----|-------------------------------------------------------|----|--------------------------------------------------------------|----|--------|----|----------|----|--------------------------------------------|----|
| | Interim HC Mike Canales Press Conference at 11:30 No player availability | Practice at Athletic Center Players available following practice | | Practice at Athletic Center No player availability | | Practice at Athletic Center Kickoff with WKU at 6:30 p.m. | | TBA | | TBA | | Player Conditioning at the Athletic Center | |

THE MATCHUP BY THE NUMBERS

0 - The Mean Green secondary is still searching for its first interception of the year after four games. NT is one of only eight teams left in FBS without an interception on defense this season. WKU has nine interceptions on the year, which is second in Conference USA

12 - One big reason for the 5-1 start for WKU has been the turnover margin. The Hilltoppers are a +12 entering the game against the Mean Green, which is tied for No. 1 in the nation this season. North Texas meanwhile is -7 this year in turnover margin, which is 12th in the league and 119th in the nation.

15:00 - The Mean Green has had trouble getting out of the locker room this season. NT is being outscored 42-6 in the first quarter of games and 65-17 in the third quarter. In 2014, it was the same problem as NT was outscored 100-62 in the first quarter and 108-57 in the third quarter. WKU is outscoring its opponents 91-17 in the first quarter of games this season.

33 - Interim coach Mike Canales is familiar with WKU not just as the offensive coordinator for NT. The first game Canales coaches as the interim coach for the Mean Green in 2010 was against WKU and was a 33-6 North Texas win on the road in Bowling Green. That North Texas team was 1-6 entering the game in 2010.

43.9 - Carlos Harris has done a bulk of the work for NT at the wide receiver position, having caught 36 of the 82 completions this season. That's 43.9 percent of the catches. Only two other players for the Mean Green has 10 or more catches, both tight ends in Marcus Smith and Chris Loving. WKU has five different players with 22 or more catches this season. The rest of the Mean Green wide receivers season have combined for just 19 receptions.

58.5 - The Mean Green has had its trouble getting off the field on 3rd downs this season. Opponents are converting 58.5 percent on 3rd-down this season, which is last in FBS football this season. WKU is third in Conference USA coming into the game at 45 percent on 3rd down.

Head to Head North Texas vs. WKU

| | | |
|-------|---------------------|-------|
| 0-5 | Record | 5-1 |
| 14.8 | Scoring/Game | 42.2 |
| 331.6 | Total Offense | 511.0 |
| 146.2 | Rushing Offense | 102.7 |
| 185.4 | Passing Offense | 408.3 |
| 547.4 | Total Defense | 440.7 |
| 257.6 | Rushing Defense | 169.0 |
| 289.8 | Passing Defense | 271.7 |
| 49.2 | Points Allowed | 23.3 |
| 8 | Sacks | 9 |
| 58.8 | Penalties/Game | 57.5 |
| 34% | 3rd Down Conversion | 45% |
| 54% | 4th Down Conversion | 67% |
| -7 | Turnover Margin | +12 |
| 20.4 | Kickoff Returns | 27.5 |
| 4.5 | Punt Returns | 11.3 |
| 43.6 | Punting | 39.6 |
| 25:22 | Time of Possession | 29:25 |



NORTH TEXAS FOOTBALL

MEAN GREEN NOTES

NORTH TEXAS MEDIA SERVICES

Who to contact:

Steven Bartolotta: 940-369-8329 (Office)
817-300-1931 (Cell)
E-mail: steven.bartolotta@unt.edu

Eric Capper: 940-565-2476 (Office)
940-367-0727 (Cell)
E-mail: eric.capper@unt.edu

Practice Coverage

Media has limited access to North Texas football practice. The media may view the first five periods of practices on Tuesday and Wednesday. The remaining practice is closed to all media and fans.

Credentials For Media

Those wishing to cover North Texas must contact Steven Bartolotta for credentials for home and away games.

Monday Press Conference

All player and coach interviews will be conducted at a press conference on Monday afternoon at the Athletic Center at 11:30 a.m. **Requests for players should be made in advance through the sports information office by Sunday at noon.** Players requested and unable to attend the press conference on Monday will be made available after practice on Tuesday. Special exemptions may be granted to those media wishing to interview a specific student-athlete before practice at the discretion of the media relations office.

Post-Practice Interviews

Interviews following practice will be conducted only for requested players not available at Monday's press conference. All out of town media with request for Mike Canales, assistant coaches or players must contact Steven Bartolotta.

Post-Game Interviews

The North Texas locker room is closed to all members of the media. Coach Canales and requested players will be available for interviews following a brief cooling off period. Postgame interviews at Apogee Stadium will be held in the team meeting room in the Athletic Center.

2015 Team Captains

Offense: Andrew McNulty and Marcus Smith
Defense: Blake Bean and Anthony Wallace
Special Teams: Announced the week of the game

Canales Takes The Reins

Mike Canales, in his sixth year as the offensive coordinator and quarterbacks coach for the Mean Green, his 31st year in coaching at the collegiate and professional level, will serve as interim head coach for the second time during his tenure at North Texas. Taking over in 2010, he led North Texas to a 2-3 record.

Weekday Warriors

For the fourth straight year, North Texas plays a weeknight home game, and for the third straight year, North Texas plays a Thursday night home game. North Texas is 1-1 in those Thursday night contests with a 28-16 win over Rice in 2013 and a 42-21 loss to Louisiana Tech in 2014. North Texas also defeated Louisiana-Lafayette, on a Tuesday night, by a score of 30-23.

Lynn A Semifinalist For Campbell Trophy

North Texas senior fullback Jarrod Lynn was named a semifinalist by the National Football Foundation for the William V. Campbell Trophy. The National Football Foundation & College Hall of Fame announced the 135 semifinalists for the 2015 William V. Campbell Trophy, which recognizes an individual as the absolute best football scholar-athlete in the nation. Lynn is one of only 56 players from FBS football to be named a semifinalist and one of just three players from Conference USA. The NFF will announce 15 finalists on Oct. 29, and each of them will receive an \$18,000 postgraduate scholarship as a member of the NFF National Scholar-Athlete Class.

Walkons Making A Difference

Since 2011 the North Texas walkon program has been thriving. 34 players have been put on scholarship since 2011. Four players have been named all-conference: WR Darnell Smith (2013), center Kaydon Kirby (2013), Lombardi- and Rimington-Award nominee in 2015), DB Kenny Buyers (2013), punter Blake Macek (2013). Defensive lineman Brandon McCoy was the winner of the Armed Forces Merit Award in 2013 and, since 2011, walkons have made a total of 146 starts in four seasons. They have combined to rush for 1,686 yards and 19 TDs. The wide receivers have combined for 2,985 receiving yards and 13 touchdowns. In 2012, the top two receivers were walkons and three of the top-five were walkons. On defense since 2011, walkons have accounted for 400 tackles.

100th Season Of Football

2015 is the 100th season of North Texas football. The Mean Green enter the year needing eight wins to reach 500 victories in school history. During the 100 seasons of football, North Texas has been to eight bowl games and won three. The program has also won 25 conference championships.

Award Candidates

Three North Texas players came out of the summer on five national award watch lists heading into the 2015 season. Junior center Kaydon Kirby, who has started 29 straight games as a former walkon, was named to the Rimington and Lombardi Award watch lists. WR Carlos Harris is the first NT player to be named to the Paul Hornung Award watch list and just the third Mean Green player to earn a Biletnikoff Award nomination. Not to be outdone, placekicker Trevor Moore was one of just 30 kickers nationwide and one of just two from C-USA to be named to the Lou Groza Award watch list.

Eight Is Enough

The Mean Green schedule is pretty daunting considering eight of the 12 opponents were bowl eligible in 2014 and five were bowl champions. NT has to face Marshall, Louisiana Tech and Tennessee on the road, all of which won their bowl games. The Mean Green still faces Iowa on the road (lost to Tennessee in a bowl game) and has Rice, WKU and UTEP at home. MTSU was bowl eligible in 2014, and NT faces the Blue Raiders on the road in November.

Three Named First-Team C-USA

Wide receiver Carlos Harris, center Kaydon Kirby and placekicker Trevor Moore were tabbed to the 2015 Conference USA preseason first-team. Harris and Moore were both C-USA honorable mention in 2014, and Moore was also named to the C-USA All-Freshman team. Kirby was a 2013 C-USA All-Freshman pick.

No Rest In 2015

North Texas had a bye week in the opening week of college football, but, following that open week, it faces a dozen weeks of football. NT plays 12-straight weeks without a break, which is tied for the third longest in the nation. Only two programs in the nation, Colorado and Hawai'i, will play 13 straight weeks without a bye in 2015.

Consecutive weeks with a game:

| | |
|-----------------------|-----------|
| 1. Colorado | 13 |
| Hawai'i | 13 |
| 3. North Texas | 12 |
| Florida International | 12 |
| Massachusetts | 12 |
| Arizona | 12 |

NORTH TEXAS FOOTBALL

MEAN GREEN OFFENSIVE NOTES

NORTH TEXAS CONSECUTIVE STARTS

| | |
|-------------------------------|----|
| KAYDON KIRBY, JR., OL..... | 30 |
| FRED SCOTT, JR., LB..... | 17 |
| ANDREW McNULTY, SR., QB | 11 |

collegepressbox.com
SINCE 2006 EVERYTHING BUT THE PRE-GAME MEAL

Collegepressbox.com is the official media website for Conference USA football. Access and download weekly game notes, quotes, statistics, media guides, headshots, logos and more for the conference and each of its member schools.

Login information will be distributed to accredited media or you can apply for a password by sending an e-mail to password@collegepressbox.com.

Ear It

North Texas has partnered with The Name Engine to provide pronunciations. By going to MeanGreenSports.com and clicking on the roster page, you can hear the pronunciation of selected Mean Green players.

By each individual will be an icon, click on the icon and you will hear the name of the player pronounced along with a phonetic spelling.

C-USA STANDINGS

| East | Conference | Overall |
|--------------------|------------------|------------|
| WKU | 3-0 | 5-1 |
| Marshall | 2-0 | 5-1 |
| FIU | 1-1 | 3-3 |
| MTSU | 1-1 | 2-4 |
| FAU | 1-1 | 1-4 |
| Old Dominion | 0-1 | 2-3 |
| Charlotte | 0-2 | 2-3 |
| West | Conference | Overall |
| La Tech | 2-1 | 4-2 |
| Rice | 2-1 | 3-3 |
| Southern Miss | 1-1 | 3-3 |
| UTSA | 1-1 | 1-5 |
| UTEP | 0-2 | 2-4 |
| North Texas | 0-2 | 0-5 |

Quick Hitters

Carlos Harris ranks fourth in Conference USA in receptions (7.2/game), fifth in receiving yards per game (93.8/game) and tied for sixth with four receiving touchdowns for the season. He ranks 16th nationally in receptions per game and 22nd nationally in receiving yards per game..... Offensively, North Texas ranks 11th in Conference USA in red-zone conversion scoring offense (72.7 percent) and 12th in the league in red-zone conversion touchdown scoring offense (36.4 percent).....Carlos Harris ranks 16th in Conference USA in all-purpose yards averaging 98.0 yards per game..... North Texas ranks seventh in Conference USA in both penalties per game (6.4/game) and penalty yards per game (58.8/game).

Grounding It Out

Jeffrey Wilson wasn't able to notch his second straight 100-yard rushing game of his career against Portland State, but he continues to lead the team on the ground, rushing for 260 yards on 46 carries in three games this season. If he had enough games played and rushing attempts to qualify, he would rank sixth in Conference USA in rushing (86.7 yards/game) and seventh in yards per carry (5.7 yards/carry), despite missing the first two games due to injury.

Targeting Harris

The fifth-most targeted player among all receivers nationally last season, Carlos Harris is fifth in Conference USA in receiving yards a game at 93.8. Harris is two catches away from moving into fourth place at North Texas with 172 career receptions after grabbing nine catches against USM. He needs 28 more catches to become just the second player in school history with 200. Harris jumped to seventh in receiving yards with 56 against Portland State as he has 2,148 career receiving yards.

Career Receptions

| | |
|-------------------------|------------|
| 1. Casey Fitzgerald | 229 |
| 2. Johnny Quinn | 187 |
| 3. David Brown | 182 |
| 4. Carlos Harris | 172 |

Career Receiving Yards

| | |
|-------------------------|--------------|
| 1. Johnny Quinn | 2,718 |
| 2. Troy Redwine | 2,567 |
| 3. Casey Fitzgerald | 2,533 |
| 4. Ron Shanklin | 2,465 |
| 5. David Brown | 2,402 |
| 6. Barry Moore | 2,183 |
| 7. Carlos Harris | 2,148 |

Red Zone Troubles

The North Texas offense, which last season was the best in the nation inside the red zone, is having trouble in 2015. The Mean Green is scoring just 72 percent of the time inside the red zone, which is 11th in C-USA and 117th nationally. North Texas has only been inside the red zone 11 times this year, but only four touchdowns to show for it. The Mean Green has four field goals, but two turnovers this season inside the red zone.

Red Zone Comparison

North Texas

| Times In RZ | PTS | TD's |
|-------------|-----|------|
| 11 | 40 | 4 |

Opponents

| Times in RZ | PTS | TD |
|-------------|-----|----|
| 27 | 153 | 21 |

First Down Woes

While North Texas is converting only 34 percent on 3rd down this season, digging deeper shows the trouble for the Mean Green offense on first-down has put them behind the chains. Of the 148 1st down plays run by North Texas this season, 98 of them have gone for five-yards or less, 66.3 percent. That has led to 55 3rd and long situations (3rd and 6 or more) of which North Texas has converted just 15-of-55, 27.2 percent.

One Final Act For The Jimmy Show

Antoinne Jimmerson moved into 13th place all-time in career rushing, carrying for 15 times against Iowa for 66 yards and giving him 1,789 career rushing yards. He scored his 23rd career touchdown against SMU and moved into seventh place all-time. He needs just 211 more yards to become the 11th running back in school history to reach 2,000 career yards.

Career Touchdowns

| | |
|------------------------------|-----------|
| 1. Lance Dunbar | 49 |
| 2. Patrick Cobbs | 38 |
| 3. Ron Shanklin | 31 |
| 4. Ken Bahnsen | 29 |
| Scott Davis | 29 |
| 6. Jamario Thomas | 27 |
| 7. Antoinne Jimmerson | 23 |

One Of The Biggest

True freshman offensive lineman Jordan Murray checks in at 6-9 and 359 pounds. He made his first start of his career against Rice, he's the first true freshman offensive lineman to start a game since Cyril Lemon in 2011. He also happens to be one of the biggest players in FBS football. He is tied for third-tallest player in the nation at 6-9, trailing two 6-10 players, but is the biggest player in the nation when it comes to being 6-9 or taller and 359 pounds.

NORTH TEXAS FOOTBALL

MEAN GREEN DEFENSE/SPECIAL TEAMS NOTES

MEAN GREEN'S RECORD WHEN:

| | |
|----------------------------------------|-----|
| LEADING AT THE HALF | 0-0 |
| TRAILING AT THE HALF | 0-5 |
| TIED AT THE HALF | 0-0 |
| LEADING AFTER THREE QUARTERS..... | 0-1 |
| TRAILING AFTER THREE QUARTERS..... | 0-4 |
| TIED AFTER THREE QUARTERS..... | 0-0 |
| SCORING FIRST..... | 0-2 |
| OPPONENT SCORES FIRST..... | 0-3 |
| RUNNING MORE PLAYS THAN OPPONENT..... | 0-3 |
| OPPONENT RUNS MORE PLAYS..... | 0-2 |
| SAME NUMBER OF PLAYS..... | 0-0 |
| COMMITTING MORE TURNOVERS..... | 0-5 |
| COMMITTING LESS TURNOVERS..... | 0-0 |
| TURNOVERS ARE EVEN..... | 0-0 |
| COMMITTING AT LEAST TWO TURNOVERS..... | 0-3 |
| WINNING TIME OF POSSESSION..... | 0-0 |
| OPPONENT WINS TIME OF POSSESSION..... | 0-5 |
| RUNNING 70 OR MORE OFF. PLAYS..... | 0-3 |
| RUNNING LESS THAN 70 OFF. PLAYS..... | 0-2 |
| RUSHING FOR 150 YARDS OR MORE..... | 0-4 |
| RUSHING FOR LESS THAN 150 YARDS..... | 0-1 |
| PASSING FOR 200 YARDS OR MORE..... | 0-3 |
| PASSING FOR LESS THAN 200 YARDS..... | 0-2 |
| PASSING % IS OVER 55%..... | 0-1 |
| PASSING % IS LESS THAN 55%..... | 0-4 |
| THIRD DOWN CONV. IS OVER 40%..... | 0-1 |
| THIRD DOWN CONV. IS LESS THAN 40%..... | 0-4 |
| GAINING MORE TOTAL YARDS THAN OPP..... | 0-0 |
| GAINING LESS TOTAL YARDS THAN OPP..... | 0-5 |
| PLAYING AT HOME..... | 0-2 |
| PLAYING ON THE ROAD..... | 0-3 |
| PLAYING ON NATURAL GRASS..... | 0-0 |
| PLAYING ON ARTIFICIAL SURFACE..... | 0-5 |

Among The Nation's Tops In Stops

Kishawn McClain and James Gray continue to rank first and second in Conference USA in solo tackles per game. McClain average 7.8 solo stops per game, while Gray average 6.6 solo stops per game. McClain leads all defensive backs nationally, while Gray is tied for fourth nationally. They are one of two pairs of teammates (Arizona State) ranked in the top 10 nationally in solo tackles per game. McClain's 14 solo tackles against Rice is tied for the most nationally this season. McClain and Gray are also tied for third in Conference USA, tied for 30th nationally, averaging 9.2 total tackles per game. Their 9.2 total tackles per game leads all C-USA defensive backs.

Streak Broken

North Texas had a rare special teams mistake against Portland State as they blocked a punt. It was the first blocked punt allowed since Sept. 11, 2010 against Rice. It snapped a streak of 63 consecutive games without allowing a blocked punt, the fourth-longest streak in the nation.

Seeing Red In The Zone

Defensively, North Texas ranks 10th in Conference USA red-zone conversion scoring defense (85.2 percent) and last in the league in red-zone conversion touchdown scoring defense (77.8 percent). North Texas ranks fifth in Conference USA in tackles for loss allowed per game (5.8/game) and ranks ninth in sacks allowed per game (3.0/game).

3rd Down Woes

The North Texas defense has struggled to get off the field when it has been 3rd down this season. It hasn't been 1st or 2nd down that has put them in a hole, it has been 3rd and long (more than seven yards) that has given them trouble. The QB's in 3rd-and-long against NT this season have completed 23-of-27, 85.1 percent of their passes. 17 of those have gone for a 1st down, four of them have gone for touchdowns. Against the run on 3rd down, opponents have converted 17 times on 31 rushing attempts, 55 percent of the time.

The Long Leg Of Keena

Eric Keena leads Conference USA and ranks seventh nationally averaging 46.7 yards per punt. He has had 10 punts of 50-plus yards, including a season-long of 63 yards, and has downed six punts inside the 20-yard line in his 27 punt attempts this season.

Punt Return Troubles

North Texas the last two seasons, has been one of the best teams in the nation in punt returns and punt return coverage. 2015 hasn't been able to match the previous year's success yet. NT is averaging just 4.9 yards a punt return but is giving up 21.8 yards a return on punts. Punter Eric Keena has made it difficult for opponents to return kicks as he has pinned six of his 27 punts inside the 20-yard line, forced 15 fair catches and had just one touchback.

Freshman All-America

Placekicker Trevor Moore earned freshman All-America honors after hitting 15-of-17 in field goals and he was a perfect 37-for-37 in PATs. Moore is a perfect 8-for-8 in PATs in 2015. He has made 45 straight PATs, leaving him 17 away from tying the school record Moore ranks 5th nationally among active kickers with a field goal percentage of 84.0. This season Moore has made 6-of-9 kicks. Moore was a Lou Groza Award nominee.

That Kid Is One Of A Kind

Darvin Kidsy was one of six players in FBS to return a punt and a kickoff for a touchdown in 2014. He's one of three active players who completed the feat in 2014. The other five players are Marcus Murphy (Missouri), Tyreek Hill (Oklahoma State), William Likely (Maryland), Isaiah McKenzie (Georgia) and Kaelin Clay (Utah). It marked the second-straight season NT had a player return both a punt and kickoff for a TD, as Breelan Chancellor accomplished the feat in 2013.

Defense and Special Teams Getting Offensive


Since 2011 NT has scored 21 times on defense or special teams. The Mean Green has 19 touchdowns and two safeties. The Mean Green has four blocked punts that resulted in TDs, two punt returns, one kickoff return, six interception returns for TD, and six fumble returns for a touchdown. Dating back to the 2010 season, the Mean Green has scored 21 touchdowns from either the defense or special teams, which ranks 16th in the nation. North Texas is one of only four non-Power-5 teams in the nation with 21 or more TDs since 2010. Only Houston (26), Boise State (24) and Fresno State (23) rank ahead of NT of schools from a non-Power-5 league. Oregon leads the nation since 2010 with 32.

NORTH TEXAS FOOTBALL

2015 GAME-BY-GAME RECAPS

Sept. 12, 2015 • Attendance: 25,401

Gerald J. Ford Stadium • Dallas, Texas

North Texas 13
SMU 31 

DALLAS - An inconsistent North Texas offense, which had rolled up and down the field a year ago against SMU, coughed and sputtered and struggled in Saturday night's season opener, losing two fumbles, throwing two interceptions, and failing to generate scoring chances or to take advantage of opportunities presented to it in a 31-13 loss to the Mustangs at Gerald J. Ford Stadium.

The North Texas defense generated three first-half turnovers of its own, stopped SMU three times inside the Mean Green five-yard line, and kept SMU quarterback Matt Davis under control for three quarters, but wore down and surrendered 21-straight points in a decisive fourth quarter.

"They outplayed us in the second half," North Texas coach Dan McCarney said. "They made the plays, we didn't. You turn the ball over four times, you're rarely going to win football games. That was the difference in the game."

| SCORE BY QUARTERS | | | | | |
|-------------------|---|---|---|----|----|
| North Texas | 3 | 3 | 7 | 0 | 13 |
| SMU | 7 | 0 | 3 | 21 | 31 |

| SCORING SUMMARY | | |
|-----------------------|-----------------|-------|
| First Quarter | | |
| NT - Moore | 25 yd FG | 11:00 |
| SMU - Sutton | 27 yd reception | 8:11 |
| Second Quarter | | |
| NT - Moore | 25 yd FG | 8:00 |
| Third Quarter | | |
| SMU - Hedlund | 27 yd FG | 5:09 |
| NT - Jimmerson | 25 yd run | |
| Fourth Quarter | | |
| SMU - Gaines | 8 yd reception | 14:15 |
| SMU - Davis | 50 yd run | 9:21 |
| SMU - Davis | 14 yd run | 2:59 |

| TEAM STATISTICS | NT | SMU |
|--------------------|----------|----------|
| First Downs | 17 | 27 |
| Rushes-Yards | 33-112 | 53-273 |
| Passing-Yards | 128 | 171 |
| Comp-Att-Int | 16-34-2 | 17-24-0 |
| Total Plays-Yards | 67-240 | 77-444 |
| Punts-Yards | 5-207 | 2-79 |
| Fumbles/Lost | 4-2 | 4-3 |
| Penalties | 7-73 | 6-50 |
| 3rd Down Conv. | 6-for-16 | 9-for-15 |
| Time of Possession | 24:10 | 35:50 |

| INDIVIDUAL STATISTICS | |
|------------------------------------------------------------------------------|--|
| RUSHING - North Texas - Tucker 10-50. SMU - Davis 17-125 | |
| PASSING - North Texas - McNulty 16-34-128-2. SMU - Davis 17-24-171-0. | |
| RECEIVING North Texas - Harris 5-40. SMU - Sutton 5-65. | |

Sept. 19, 2015 • Attendance: 19,602

Apogee Stadium • Denton, Texas

Rice 38
North Texas 24 

DENTON - North Texas put up some impressive first-half numbers in the first home game of the season Saturday. Quarterback Andrew McNulty completed 65 percent of his passes for 171 yards, the ground game rushed for 98 yards and averaged 7.5 yards per carry, the offense converted five-of-seven third downs, and the defense recorded three sacks. It should have added up to a nice lead in the Conference USA opener against Rice. And it was all undone by turnovers.

Two critical, crippling lost fumbles - one on a punt return and one that cut short a Mean Green drive deep in Rice territory - led to 10 first-half Rice points, and a third-quarter tipped-ball interception led to another Rice touchdown, sending North Texas to a 38-24 loss at Apogee Stadium.

"The thing we built this program on, the foundation that is so important to winning, is turnover margin and taking care of the football," North Texas head coach Dan McCarney said. "When you're minus three on the day against a good team, you're going to have trouble winning."

| SCORE BY QUARTERS | | | | | |
|-------------------|---|----|----|---|----|
| Rice | 0 | 17 | 21 | 0 | 38 |
| North Texas | 3 | 7 | 7 | 7 | 24 |

| SCORING SUMMARY | | |
|-----------------------|-----------------|-------|
| First Quarter | | |
| NT - Moore | 23 yd FG | 2:18 |
| Second Quarter | | |
| Rice - Parks | 13 yd reception | 11:35 |
| NT - Harris | 33 yd reception | 9:59 |
| Rice - Wright | 30 yd reception | 7:41 |
| Rice - Fox | 20 yd FG | 0:00 |
| Third Quarter | | |
| Rice - Steward | 5 yd run | 11:33 |
| Rice - Turner | 5 yd run | 6:55 |
| Rice - Parks | 9 yd reception | 2:01 |
| NT - Ezzard | 5 yd run | 0:00 |
| Fourth Quarter | | |
| NT - Harris | 93 yd reception | 7:42 |

| TEAM STATISTICS | Rice | NT |
|--------------------|-----------|----------|
| First Downs | 28 | 20 |
| Rushes-Yards | 51-189 | 27-175 |
| Passing-Yards | 373 | 303 |
| Comp-Att-Int | 29-39-0 | 19-35-1 |
| Total Plays-Yards | 90-562 | 62-478 |
| Punts-Yards | 3-122 | 2-69 |
| Fumbles/Lost | 0-0 | 3-2 |
| Penalties | 7-60 | 4-45 |
| 3rd Down Conv. | 12-for-19 | 8-for-13 |
| Time of Possession | 41:50 | 18:10 |

| INDIVIDUAL STATISTICS | |
|---------------------------------------------------------------------------------|--|
| RUSHING - Rice - Davis 21-102. North Texas - Jimmerson 13-94. | |
| PASSING - Rice - Jackson 29-39-373-0. North Texas - McNulty 19-35-303-1. | |
| RECEIVING Rice - Parks 8-163. North Texas - Harris 8-193. | |

Sept. 26, 2015 • Attendance: 56,041

Kinnick Stadium • Iowa City, Iowa

North Texas 16
Iowa 62 

IOWA CITY, IA - Despite forcing two first-half turnovers that led to 10 points, North Texas was overpowered by Iowa's ground game and sensational passing attack in a 62-16 loss at Kinnick Stadium Saturday afternoon.

The Mean Green, beset by turnover problems a week ago against Rice, took care of the football in the first half and took advantage of a pair of Hawkeye turnovers, but it wasn't enough to keep North Texas in the game. Iowa scored touchdowns on all seven trips into scoring territory, while the Mean Green settled for field goals on three of its first four possessions deep in the Hawkeyes' end of the field.

"We lost to a heck of a football team," North Texas coach Dan McCarney said. "At times we did some real positive things, especially running the ball. But we had some miscues late, and it got out of hand."

| SCORE BY QUARTERS | | | | | |
|-------------------|----|----|----|----|----|
| North Texas | 0 | 13 | 3 | 0 | 16 |
| Iowa | 14 | 21 | 13 | 14 | 62 |

| SCORING SUMMARY | | |
|-----------------------|---------------------------|-------|
| First Quarter | | |
| Iowa - Canzeri | 16 yd run | 11:36 |
| Iowa - Canzeri | 10 yd run | 5:56 |
| Second Quarter | | |
| NT - Moore | 38 yd FG | 13:17 |
| Iowa - Kittle | 43 yd reception | 12:20 |
| Iowa - Smith | 81 yd reception | 10:47 |
| NT - Moore | 38 yd FG | 2:53 |
| NT - Loving | 6 yd reception | 7:33 |
| Iowa - Canzeri | 3 yd run | 1:56 |
| Third Quarter | | |
| NT - Moore | 31 yd FG | 10:48 |
| Iowa - Canzeri | 1 yd run | 00:45 |
| Iowa - Jewell | 34 yd interception return | 00:15 |
| Fourth Quarter | | |
| Iowa - Wadley | 2 yd run | 6:35 |
| Iowa - Bower | 88 yd interception return | 2:47 |

| TEAM STATISTICS | NT | Iowa |
|--------------------|----------|---------|
| First Downs | 22 | 23 |
| Rushes-Yards | 45-183 | 43-210 |
| Passing-Yards | 173 | 278 |
| Comp-Att-Int | 17-43-2 | 19-22-0 |
| Total Plays-Yards | 88-356 | 65-488 |
| Punts-Yards | 8-379 | 3-126 |
| Fumbles/Lost | 1-1 | 2-2 |
| Penalties | 8-62 | 4-24 |
| 3rd Down Conv. | 7-for-21 | 6-for-9 |
| Time of Possession | 28:15 | 31:45 |

| INDIVIDUAL STATISTICS | |
|----------------------------------------------------------------------------------|--|
| RUSHING - North Texas - Wilson 14-74. Iowa - Canzeri 22-115 | |
| PASSING - North Texas - McNulty 14-36-137-1. Iowa - Beathard 18-21-278-0. | |
| RECEIVING North Texas - Harris 5-43. Iowa - Smith 4-115. | |

NORTH TEXAS FOOTBALL

2015 GAME-BY-GAME RECAPS

Oct. 3, 2015 • Attendance: 26,430

M.M. Roberts Stadium • Hattiesburg, Miss.

North Texas 14 
Southern Miss 49

HATTIESBURG, MS - Four weeks into the 2015 season, North Texas continues its search for consistency.

The return of running back Jeffrey Wilson paid big dividends Saturday night against Southern Miss, but even with his career-best rushing performance, the Mean Green offense continued to be sporadic and mistake prone, and couldn't match a Golden Eagles' attack that steadily built momentum on its way to a 49-14 win over the Mean Green at Roberts Stadium. This is the first time North Texas has started the season 0-4 since 2008, and is the Mean Green's fifth loss in a row dating back to last year. Southern Miss improved to 3-2.

With sophomore Wilson back from injury and in the starting lineup for the first time this season, North Texas generated offense on the ground, rushing for 97 yards by half-time, with Wilson accounting for 77. Wilson finished with 136 yards, the second 100-plus-yard game of his career and the most yards rushing for North Texas since Brandon Byrd had 251 against Tulsa in 2013.

SCORE BY QUARTERS

| | | | | | |
|----------------------|---|----|----|----|----|
| North Texas | 0 | 0 | 0 | 14 | 14 |
| Southern Miss | 7 | 14 | 14 | 14 | 49 |

SCORING SUMMARY

First Quarter

USM - Thomas 5 yd reception, 1:58

Second Quarter

USM - Martin 3 yd reception, 8:30

USM - Mullens 4 yd run, 5:46

Third Quarter

USM - Thomas 5 yd reception - 8:55

USM - Thomas 62 yd reception - 6:35

Fourth Quarter

NT - Harris 23 yd reception - 14:45

USM - Smith 4 yd run - 9:58

USM - Hayes 2 yd run - 2:02

NT - Ivery 3 yd run - 4:03

TEAM STATISTICS

| | NT | USM |
|--------------------|----------|----------|
| First Downs | 26 | 24 |
| Rushes-Yards | 43-185 | 33-248 |
| Passing-Yards | 201 | 325 |
| Comp-Att-Int | 32-14-1 | 36-27-0 |
| Total Plays-Yards | 81-386 | 69-573 |
| Punts-Yards | 6-266 | 4-188 |
| Fumbles/Lost | 0-0 | 0-0 |
| Penalties | 5-40 | 8-87 |
| 3rd Down Conv. | 5-for-17 | 6-for-12 |
| Time of Possession | 29:51 | 30:09 |

INDIVIDUAL STATISTICS

RUSHING - North Texas - Wilson 22-136.

USM - Hayes 16-86

PASSING - North Texas - McNulty 11-21-131-0. **USM** - Mullens 27-36-325-0

RECEIVING North Texas - Harris 9-136. **USM** - Thomas 7-155

Oct. 10, 2015 • Attendance: 19,801

Apogee Stadium • Denton, Texas

Portland State 66 
North Texas 7

DENTON - North Texas slid to 0-5 on the year and incurred the first home losing streak in the era of head coach Dan McCarney with its first-ever loss to an FCS opponent Saturday at Apogee Stadium, a shocking 66-7 homecoming defeat to Portland State.

The Vikings, ranked No. 25 in the nation in the Football Championship Subdivision, claimed their second FBS scalp of the season by dismantling the Mean Green in the biggest margin of victory by an FCS team over a Football Bowl Subdivision team in NCAA history.

The Vikings, who upset Washington State in their season opener this year, brought its bag of tricks to Apogee, pulling out three trick plays in the first half. Deception, however, was unnecessary. The Vikings rolled up single-game season-highs in passing yards, total yards and points, and did so before halftime

SCORE BY QUARTERS

| | | | | | |
|-----------------------|----|----|----|---|----|
| Portland State | 14 | 31 | 14 | 7 | 66 |
| North Texas | 0 | 0 | 0 | 7 | 7 |

SCORING SUMMARY

First Quarter

PSU - Adams 34 yd reception, 7:30

PSU - Tago 15 yd run, 2:50

Second Quarter

PSU - Tago 1 yd run, 14:23

PSU - Jones 70 yd run, 13:16

PSU - Carter 56 yd reception, 8:06

PSU - Jones 7 yd reception, 4:22

PSU - Gonzales 46 yd FG - 0:27

Third Quarter

PSU - Jones 60 yd reception, 14:13

PSU - Long 5 yd run, 1:21

Fourth Quarter

PSU - Thompson 68 yd run, 12:27

NT - Harris 9 yd reception, 1:02

TEAM STATISTICS

| | PSU | NT |
|--------------------|----------|----------|
| First Downs | 27 | 13 |
| Rushes-Yards | 46-368 | 31-76 |
| Passing-Yards | 302 | 122 |
| Comp-Att-Int | 13-22-0 | 16-41-0 |
| Total Plays-Yards | 68-670 | 72-198 |
| Punts-Yards | 5-191 | 11-474 |
| Fumbles/Lost | 0-0 | 1-1 |
| Penalties | 5-65 | 8-74 |
| 3rd Down Conv. | 5-for-11 | 3-for-18 |
| Time of Possession | 33:37 | 26:23 |

INDIVIDUAL STATISTICS

RUSHING - PSU - Jones 9-134. **North Texas** - Wilson 9-49

PASSING - PSU - Kuresa 11-19-269-3. **North Texas** - McNulty 10-25-57-0.

RECEIVING PSU - Adams 4-100. **North Texas** - Harris 9-57

NORTH TEXAS FOOTBALL

2015 GAME-BY-GAME RESULTS

| | Tm. Rushing (Att.-Yds.-TDs) | | Tm. Passing (Att.-Comp.-Yds.-Int.-TDs) | | Tm. Total Offense | | Tm. First Downs | | Fumbles-Lost | |
|-------------------|--------------------------------|----------|-------------------------------------------|---------------|-------------------|-----|-----------------|-----|--------------|-----|
| | NT | Opp | NT | Opp | NT | Opp | NT | Opp | NT | Opp |
| at SMU | 33-112-1 | 53-273-2 | 34-16-128-2-0 | 24-17-171-0-2 | 240 | 444 | 17 | 27 | 4-2 | 4-3 |
| vs. Rice | 27-175-1 | 51-189-2 | 35-19-303-1-2 | 39-29-373-0-3 | 478 | 562 | 28 | 20 | 3-2 | 0-0 |
| at Iowa | 45-183-0 | 43-210-5 | 43-17-173-2-1 | 22-19-278-0-2 | 356 | 488 | 22 | 23 | 1-1 | 2-2 |
| at Southern Miss | 49-185-1 | 33-248-3 | 32-14-201-1-1 | 36-27-325-0-4 | 386 | 573 | 26 | 24 | 0-0 | 0-0 |
| vs. Portland St. | 31-76-0 | 46-368-6 | 41-16-122-0-1 | 22-13-302-0-3 | 670 | 198 | 27 | 13 | 1-1 | 0-0 |
| vs. WKU | | | | | | | | | | |
| at Marshall | | | | | | | | | | |
| vs. UTSA | | | | | | | | | | |
| at Louisiana Tech | | | | | | | | | | |
| at Tennessee | | | | | | | | | | |
| at MTSU | | | | | | | | | | |
| vs. UTEP | | | | | | | | | | |

INDIVIDUAL RUSHING (Att.-Yds.-TD)

| | Jimmerson | Wilson | Ivery |
|-------------------|-----------|----------|--------|
| at SMU | 9-40-1 | --- | --- |
| vs. Rice | 13-94-0 | --- | 5-47-0 |
| at Iowa | 15-66-0 | 14-74-0 | 6-39-0 |
| at Southern Miss | 10-16-0 | 22-136-0 | 6-48-1 |
| vs. Portland St. | 8--5-0 | 9-49-0 | 4-0-0 |
| vs. WKU | | | |
| at Marshall | | | |
| vs. UTSA | | | |
| at Louisiana Tech | | | |
| at Tennessee | | | |
| at MTSU | | | |
| vs. UTEP | | | |

INDIVIDUAL PASSING (Att.-Comp.-Yds.-Int.-TD)

| | Greer | McNulty | D. Smith |
|-------------------|-------------|---------------|-------------|
| at SMU | --- | 34-16-128-2-0 | --- |
| vs. Rice | --- | 35-19-303-1-2 | --- |
| at Iowa | 5-2-30-1-0 | 36-14-137-1-0 | 0-1-0-0-0 |
| at Southern Miss | --- | 21-11-131-0-1 | 11-3-70-1-0 |
| vs. Portland St. | 10-3-30-0-0 | 25-10-57-0-0 | 6-3-35-0-1 |
| vs. WKU | | | |
| at Marshall | | | |
| vs. UTSA | | | |
| at Louisiana Tech | | | |
| at Tennessee | | | |
| at MTSU | | | |
| vs. UTEP | | | |

INDIVIDUAL RECEIVING (Rec.-Yds.-TD)

| | Harris | Kidsy | Goree | M. Smith | Smiley | Loving |
|-------------------|---------|--------|---------|----------|--------|--------|
| at SMU | 5-40-0 | 1-12-0 | 1--11-0 | 2-18-0 | 3-42-0 | 2-22-0 |
| vs. Rice | 8-193-2 | 0-0-0 | 0-0-0 | 3-27-0 | 0-0-0 | 5-67-0 |
| at Iowa | 5-43-0 | 1-6-0 | 2-16-0 | 3-22-0 | 2-26-0 | 3-37-0 |
| at Southern Miss | 9-136-1 | 1-6-0 | 0-0-0 | 0-0-0 | 3-56-0 | 0-0-0 |
| vs. Portland St. | 9-57-1 | 0-0-0 | 1-5-0 | 3-39-0 | 0-0-0 | 0-0-0 |
| vs. WKU | | | | | | |
| at Marshall | | | | | | |
| vs. UTSA | | | | | | |
| at Louisiana Tech | | | | | | |
| at Tennessee | | | | | | |
| at MTSU | | | | | | |
| vs. UTEP | | | | | | |

NORTH TEXAS FOOTBALL

INDIVIDUAL LEADERS BY GAME

| Game | Rushing (att-yds-td) | Passing (att-comp-yds-td) | Receiving (rec-yds-td) | Tackles |
|-------------------|----------------------|---------------------------|------------------------|--------------|
| at SMU | Tucker (10-50-0) | McNulty (34-16-128-2) | Harris (5-40-0) | Bean (10) |
| vs. Rice | Jimmerson (13-94-0) | McNulty (35-19-303-2) | Harris (8-193-2) | McClain (16) |
| at Iowa | Wilson (15-75-0) | McNulty (36-14-137-0) | Harris (5-43-0) | Gray (11) |
| at Southern Miss | Wilson (22-136-0) | McNulty (21-11-131-1) | Harris (9-136-1) | Gray (7) |
| vs. Portland St. | Wilson (9-49-0) | McNulty (25-10-57-0) | Harris (9-57-1) | Gray (10) |
| vs. WKU | | | | |
| at Marshall | | | | |
| vs. UTSA | | | | |
| at Louisiana Tech | | | | |
| at Tennessee | | | | |
| at MTSU | | | | |
| vs. UTEP | | | | |

OPPONENT INDIVIDUAL LEADERS BY GAME

| Game | Rushing (att-yds-td) | Passing (att-comp-yds-td) | Receiving (rec-yds-td) | Tackles |
|-------------------|----------------------|---------------------------|------------------------|-------------------|
| at SMU | Davis (17-125-2) | Davis (24-17-171-2) | Sutton 5-65-1) | Wood/Lawler (6) |
| vs. Rice | Davis (21-102-0) | Jackson (39-29-373-3) | Parks (8-163-2) | Ibe (9) |
| at Iowa | Canzeri (22-115-4) | Beathard (21-18-278-2) | Smith (4-115-1) | Fisher/Jewell (9) |
| at Southern Miss | Hayes (16-86-1) | Mullens (36-27-325-4) | Thomas (7-155-3) | Four Players (7) |
| vs. Portland St. | Jones (9-134-2) | Kuresa (19-11-269-3) | Adams (4-100-1) | Duronslet (7) |
| vs. WKU | | | | |
| at Marshall | | | | |
| vs. UTSA | | | | |
| at Louisiana Tech | | | | |
| at Tennessee | | | | |
| at MTSU | | | | |
| vs. UTEP | | | | |

CONFERENCE USA CONFERENCE PLAYERS OF THE WEEK

| Week | Offense | Defense | Special Teams |
|----------|------------------------------|------------------------------|---------------------------|
| Sept. 7 | Ray Lawry (ODU) | Tiquan Lang (Marshall) | Blake Brewer (Charlotte) |
| Sept. 14 | Brandon Doughty (WKU) | Marcus Ward (WKU) | Kylen Townen (WKU) |
| Sept. 21 | Jalen Richard (USM) | Jeremy Cutrer (MTSU) | Jaquan White (UTEP) |
| Sept. 28 | Brandon Doughty (WKU) | Ocie Rose (Florida Atlantic) | Tyler Williams (Marshall) |
| Oct. 5 | Nick Mullens (Southern Miss) | Michael Egwuagu (UTSA) | Jonathan Barnes (La Tech) |
| Oct. 12 | | | |
| | | | |
| | | | |
| | | | |
| | | | |

NORTH TEXAS FOOTBALL

2015 STARTING LINEUPS

OFFENSE

| Game | LT | LG | C | RG | RT | WR | WR | WR | TE | RB | QB |
|-------------------|--------|------|-------|----------|-------|----------|-------------|--------|-------|-----------|---------|
| at SMU | Banogu | Rice | Kirby | Thompson | Miles | Smiley | Goree | Kidsy | Smith | Tucker | McNulty |
| vs. Rice | Murray | Rice | Kirby | Thompson | Miles | Thompson | Goree | Harris | Smith | Jimmerson | McNulty |
| at Iowa | Banogu | Rice | Kirby | Thompson | Miles | Smiley | Goree | Harris | Smith | Jimmerson | McNulty |
| at Southern Miss | Banogu | Rice | Kirby | Thompson | Miles | Smiley | T. Thompson | Harris | Smith | Jimmerson | McNulty |
| vs. Portland St. | Banogu | Rice | Kirby | Thompson | Miles | Smiley | Goree | Harris | Smith | Wilson | McNulty |
| vs. WKU | | | | | | | | | | | |
| at Marshall | | | | | | | | | | | |
| vs. UTSA | | | | | | | | | | | |
| at Louisiana Tech | | | | | | | | | | | |
| at Tennessee | | | | | | | | | | | |
| at MTSU | | | | | | | | | | | |
| vs. UTEP | | | | | | | | | | | |

DEFENSE

| Game | DE | DT | DT | DE | LOLB | MLB | ROLB | CB | CB | FS | SS |
|-------------------|---------|---------|-----|---------|--------|---------|-------|-----------|-------|---------|------|
| at SMU | Roberts | Wallace | Orr | Dilonga | Garner | Bean | Scott | Whitfield | Davis | McClain | Gray |
| vs. Rice | Roberts | Wallace | Orr | Dilonga | Garner | Bean | Scott | Whitfield | Davis | McClain | Gray |
| at Iowa | Roberts | Wallace | Orr | Flusche | Garner | Wallace | Scott | Whitfield | Davis | McClain | Gray |
| at Southern Miss | Roberts | Wallace | Orr | Flusche | Garner | Wallace | Scott | Whitfield | Davis | McClain | Gray |
| vs. Portland St. | Roberts | Wallace | Orr | Flusche | Garner | Wallace | Scott | Whitfield | Davis | McClain | Gray |
| vs. WKU | | | | | | | | | | | |
| at Marshall | | | | | | | | | | | |
| vs. UTSA | | | | | | | | | | | |
| at Louisiana Tech | | | | | | | | | | | |
| at Tennessee | | | | | | | | | | | |
| at MTSU | | | | | | | | | | | |
| vs. UTEP | | | | | | | | | | | |

NORTH TEXAS FOOTBALL

2015 LONG PLAYS

NORTH TEXAS BIG PLAYS

| Opponent | RUSHING | | | | PASSING | | | | SPECIAL TEAMS | |
|-------------------|----------|----------|----------|----------|----------|----------|----------|----------|---------------|----------|
| | 20-29 | 30-39 | 40-49 | 50+ | 20-29 | 30-39 | 40-49 | 50+ | Block | Ret TD |
| at SMU | 1 | 0 | 0 | 0 | 0 | 0 | 0 | 0 | 0 | 0 |
| vs. Rice | 3 | 0 | 0 | 0 | 2 | 1 | 0 | 1 | 0 | 0 |
| at Iowa | 1 | 0 | 0 | 0 | 3 | 0 | 0 | 0 | 0 | 0 |
| at Southern Miss | 2 | 0 | 0 | 0 | 1 | 1 | 0 | 1 | 0 | 0 |
| vs. Portland St. | 0 | 0 | 0 | 0 | 0 | 0 | 0 | 0 | 0 | 0 |
| vs. WKU | | | | | | | | | | |
| at Marshall | | | | | | | | | | |
| vs. UTSA | | | | | | | | | | |
| at Louisiana Tech | | | | | | | | | | |
| at Tennessee | | | | | | | | | | |
| at MTSU | | | | | | | | | | |
| vs. UTEP | | | | | | | | | | |
| TOTALS | 7 | 0 | 0 | 0 | 6 | 2 | 0 | 2 | 0 | 0 |

OPPONENT BIG PLAYS

| Opponent | RUSHING | | | | PASSING | | | | SPECIAL TEAMS | |
|-------------------|----------|----------|----------|----------|-----------|----------|----------|----------|---------------|----------|
| | 20-29 | 30-39 | 40-49 | 50+ | 20-29 | 30-39 | 40-49 | 50+ | Block | Ret TD |
| at SMU | 2 | 0 | 0 | 1 | 2 | 0 | 0 | 0 | 0 | 0 |
| vs. Rice | 0 | 0 | 0 | 0 | 4 | 1 | 1 | 1 | 0 | 0 |
| at Iowa | 1 | 0 | 1 | 0 | 0 | 0 | 1 | 1 | 0 | 0 |
| at Southern Miss | 1 | 1 | 1 | 0 | 3 | 1 | 1 | 1 | 0 | 0 |
| vs. Portland St. | 3 | 0 | 0 | 2 | 2 | 2 | 0 | 2 | 1 | 0 |
| vs. WKU | | | | | | | | | | |
| at Marshall | | | | | | | | | | |
| vs. UTSA | | | | | | | | | | |
| at Louisiana Tech | | | | | | | | | | |
| at Tennessee | | | | | | | | | | |
| at MTSU | | | | | | | | | | |
| vs. UTEP | | | | | | | | | | |
| TOTALS | 7 | 1 | 2 | 3 | 11 | 4 | 3 | 5 | 1 | 0 |

TURNOVERS FORCED

| Opponent | NORTH TEXAS | | | | | OPPONENTS | | | |
|-------------------|-------------|----------|----------|-----------|-----------|-----------|----------|-----------|-----------|
| | FUM | INT | TOT | PTS OFF | Margin | FUM | INT | TOT | PTS OFF |
| at SMU | 3 | 0 | 3 | 3 | -1 | 2 | 2 | 4 | 7 |
| vs. Rice | 0 | 0 | 0 | 0 | -3 | 2 | 1 | 3 | 17 |
| at Iowa | 2 | 0 | 2 | 10 | -1 | 1 | 2 | 3 | 20 |
| at Southern Miss | 0 | 0 | 0 | 0 | -1 | 0 | 1 | 1 | 0 |
| vs. Portland St. | 0 | 0 | 0 | 0 | -1 | 1 | 0 | 1 | 3 |
| vs. WKU | | | | | | | | | |
| at Marshall | | | | | | | | | |
| vs. UTSA | | | | | | | | | |
| at Louisiana Tech | | | | | | | | | |
| at Tennessee | | | | | | | | | |
| at MTSU | | | | | | | | | |
| vs. UTEP | | | | | | | | | |
| TOTALS | 5 | 0 | 5 | 13 | -7 | 6 | 6 | 12 | 47 |

NORTH TEXAS FOOTBALL

2015 INDIVIDUAL BIG PLAYS

NORTH TEXAS PLAYS FROM SCRIMMAGE 20+ YARDS

RUNNING PLAYS (7)

| Yds | Rusher | Opponent |
|-----|---------------------|---------------|
| 28 | Willy Ivery | Iowa |
| 27 | Antoinne Jimmerson | Rice |
| 25 | Antoinne Jimmerson | Rice |
| 25 | Antoinne Jimmerson* | SMU |
| 24 | Willy Ivery | Southern Miss |
| 20 | Willy Ivery | Rice |
| 20 | Jeffrey Wilson | Southern Miss |

*-Touchdown

PASSING PLAYS (10)

| Yds | Receiver | Opponent |
|-----|----------------|---------------|
| 93 | Carlos Harris* | Rice |
| 61 | Carlos Harris | Southern Miss |
| 39 | Turner Smiley | Southern Miss |
| 33 | Carlos Harris* | Rice |
| 29 | Chris Loving | Rice |
| 24 | Chris Loving | Iowa |
| 23 | Jeffrey Wilson | Iowa |
| 23 | Carlos Harris* | Southern Miss |
| 21 | Turner Smiley | Iowa |
| 20 | Carlos Harris | Rice |

*-Touchdown

KR 30 YARDS OR MORE (2)

| Yds | Returner | Opponent |
|-----|-------------------|--------------|
| 50 | Jeffrey Wilson | Portland St. |
| 33 | D'Aundrey Bradley | Rice |

*- Touchdown

PR 20 YARDS OR MORE (1)

| Yds | Returner | Opponent |
|-----|--------------|--------------|
| 20 | Darvin Kidsy | Portland St. |

*- Touchdown

INT RETURN 20 YARDS OR MORE (0)

| Yds | Returner | Opponent |
|-----|----------|----------|
|-----|----------|----------|

*- Touchdown

FUM RETURN 20 YARDS OR MORE (0)

| Yds | Returner | Opponent |
|-----|----------|----------|
|-----|----------|----------|

*- Touchdown

OPPONENT PLAYS FROM SCRIMMAGE 20+ YARDS

RUNNING PLAYS (13)

| Yds | Rusher | Team |
|-----|----------------|---------------|
| 70 | David Jones* | Portland St. |
| 68 | M. Thompson* | Portland St. |
| 50 | Matt Davis* | SMU |
| 45 | D. Mitchell | Iowa |
| 42 | Ito Smith | Southern Miss |
| 35 | Justice Hayes | Southern Miss |
| 29 | Tyler Matthews | Southern Miss |
| 29 | Jordan Canzeri | Iowa |
| 28 | Steven Long | Portland St. |
| 27 | Xavier Jones | SMU |
| 25 | Matt Davis | SMU |
| 25 | David Jones | Portland St. |
| 25 | David Jones | Portland St. |

*- Touchdown

PASSING PLAYS (21)

| Yds | Receiver | Team |
|-----|-------------------|---------------|
| 81 | Tevaun Smith* | Iowa |
| 62 | Michael Thomas* | Southern Miss |
| 60 | David Jones* | Portland St. |
| 56 | Thomas Carter* | Portland St. |
| 54 | Dennis Parks | Rice |
| 43 | Dennis Parks | Rice |
| 42 | Michael Thomas | Southern Miss |
| 43 | George Kittle* | Iowa |
| 37 | Darnell Adams | Portland St. |
| 34 | Darnell Adams* | Portland St., |
| 31 | Ito Smith | Southern Miss |
| 30 | Zach Wright* | Rice |
| 27 | Luke Turner | Rice |
| 27 | Courtland Sutton* | SMU |
| 26 | Ito Smith | Southern Miss |
| 25 | Darik Dillard | Rice |
| 25 | Alex Kuresa | Portland St. |
| 24 | Connor Cella | Rice |
| 24 | M. Kaufman | SMU |
| 21 | Casey Martin | Southern Miss |
| 20 | Dennis Parks | Rice |

*- Touchdown

KR 30 YARDS OR MORE (3)

| Yds | Returner | Team |
|-----|---------------|--------------|
| 40 | Desmond King | Iowa |
| 31 | Kahlil Dawson | Portland St. |
| 30 | Desmond King | Iowa |

*- Touchdown

PR 20 YARDS OR MORE (2)

| Yds | Returner | Team |
|-----|--------------|------|
| 38 | Desmond King | Iowa |
| 33 | Desmond King | Iowa |

*- Touchdown

INT RETURN 20 YARDS OR MORE (2)

| Yds | Returner | Team |
|-----|---------------|------|
| 88 | Bo Bower* | Iowa |
| 34 | Josey Jewell* | Iowa |

*- Touchdown

FUM RETURN 20 YARDS OR MORE (0)

| Yds | Returner | Opponent |
|-----|----------|----------|
|-----|----------|----------|

*- Touchdown

*- Touchdown

NORTH TEXAS FOOTBALL

THE LAST TIME.....

Scoring

| | |
|--------------------------------|-----------------------------------|
| Scored 30 or more points | 31 vs. Florida Atlantic (11/9/14) |
| Scored 40 or more points | 77 vs Nicholls (9/20/14) |
| Scored 50 or more points | 77 vs Nicholls (9/20/14) |
| Scored 60 or more points | 77 vs Nicholls (9/20/14) |

Total Offense

| | |
|-------------------------------------|---------------------------|
| Had more than 400 total yards | 478 vs Rice (9/19/15) |
| Had more than 450 total yards | 478 vs Rice (9/19/15) |
| Had more than 500 total yards | 526 vs Nicholls (9/20/14) |
| Had more than 600 total yards | 635 vs. Navy (11/10/07) |

Rushing Offense

| | |
|------------------------------------|------------------------------------|
| Rushed for 150 or more yards | 185 at Southern Miss (10/3/15) |
| Rushed for 200 or more yards | 235 vs. Florida Atlantic (11/9/14) |
| Rushed for 250 or more yards | 324 vs Nicholls (9/20/14) |
| Rushed for 300 or more yards | 324 vs Nicholls (9/20/14) |
| Rushed for 400 or more yards | 464 vs. Middle Tennessee (12/3/11) |

Passing Offense

| | |
|------------------------------------|-------------------------|
| Passed for 250 or more yards | 303 vs Rice (9/19/15) |
| Passed for 300 or more yards | 303 vs Rice (9/19/15) |
| Passed for 350 or more yards | 404 vs. Idaho (8/31/13) |
| Passed for 400 or more yards | 404 vs. Idaho (8/31/13) |
| Passed for 500 or more yards | 601 at SMU (9/8/07) |

Scoring Defense

| | |
|----------------------------------|-----------------------------------|
| Allowed 0 points | 0 vs. Troy State (10/30/03) |
| Allowed 3 or fewer points | 3 vs Nicholls (9/20/14) |
| Allowed 7 or fewer points | 6 vs. SMU (9/6/14) |
| Allowed 10 or fewer points | 10 vs. Florida Atlantic (11/9/14) |

Total Defense

| | |
|------------------------------------------|-----------------------------------|
| Allowed fewer than 75 total yards | 49 vs. Lamar (11/5/83) |
| Allowed fewer than 100 total yards | 95 vs. Abilene Christian (9/5/92) |
| Allowed fewer than 150 total yards | 147 vs. FIU (11/22/14) |
| Allowed fewer than 200 total yards | 147 vs. FIU (11/22/14) |
| Allowed fewer than 250 total yards | 147 vs. FIU (11/22/14) |
| Allowed fewer than 300 total yards | vs. FIU (11/22/14) |

Rushing Defense

| | |
|----------------------------------|-----------------------------------|
| Allowed 0 or fewer yards | -6 vs. Abilene Christian (9/5/92) |
| Allowed 20 or fewer yards | 10 vs. SMU (9/6/14) |
| Allowed 40 or fewer yards | 10 vs. SMU (9/6/14) |
| Allowed 60 or fewer yards | 10 vs. SMU (9/6/14) |
| Allowed 80 or fewer yards | 78 vs Nicholls (9/20/14) |
| Allowed 100 or fewer yards | 91 vs. FIU (11/22/14) |

Passing Defense

| | |
|----------------------------------|----------------------------------|
| Allowed 10 or fewer yards | 7 vs. Abilene Christian (9/1/94) |
| Allowed 30 or fewer yards | 27 vs. Nicholls State (9/7/02) |
| Allowed 50 or fewer yards | 45 vs. Army (9/18/10) |
| Allowed 100 or fewer yards | 56 vs. FIU (11/22/14) |
| Allowed 150 or fewer yards | 56 vs. FIU (11/22/14) |
| Allowed 200 or fewer yards | 56 vs. FIU (11/22/14) |

Miscellaneous Team

| | |
|-----------------------------------------------------------|------------------------------------------------------|
| NT wins when holding opponents to 10 points or less | 37 consecutive, last loss at Marshall 7-0 (11/25/88) |
| NT wins when scoring 30 points or more | 17, last win vs Nicholls (9/20/14) |
| Last shutout win | 21-0 vs. Troy (10/30/03) |

NORTH TEXAS FOOTBALL

THE LAST TIME.....

Individual Rushing

| | |
|-----------------------------------------------|---------------------------------------------------------------------------------------------|
| Had a player rush for 100 or more yards | 136 by Jeffrey Wilson at Southern Miss (10/3/15) |
| Had 2 players rush for 100 or more yards..... | 139 by Antoine Jimmerson vs. Texas So. (9/8/12); 106 by Brandin Byrd vs. Texas So. (9/8/12) |
| Had a player rush for 150 or more yards | 251 by Brandin Byrd at Tulsa (11/30/13) |
| Had a player rush for 200 or more yards | 251 by Brandin Byrd at Tulsa (11/30/13) |
| Had a player rush for 250 or more yards | 251 by Brandin Byrd at Tulsa (11/30/13) |
| Had a player rush for 300 or more yards | 313 by Lance Dunbar vs. MTSU (12/3/11) |
| Had a player rush for 2 or more TD's | 2 by Dajon Williams and Reggie Pegram vs Nicholls (9/20/14) |
| Had a player rush for 3 or more TD's | 3 by Brandin Byrd at Tulsa (11/30/13) |
| Had a player rush for 4 or more TD's | 4 by Lance Dunbar vs. MTSU (12/3/11) |
| Had a player rush for 5 or more TD's | Never |

Individual Passing

| | |
|-----------------------------------------------|-------------------------------------------|
| Had a player pass for 200 or more yards | 303 by Andrew McNulty vs. Rice (9/19/15) |
| Had a player pass for 250 or more yards | 303 by Andrew McNulty vs. Rice (9/19/15) |
| Had a player pass for 300 or more yards | 303 by Andrew McNulty vs. Rice (9/19/15) |
| Had a player pass for 400 or more yards | 478 by Giovanni Vizza vs. Navy (11/10/07) |
| Had a player pass for 500 or more yards | 601 by Daniel Meager at SMU (9/8/07) |
| Had a player pass for 2 or more TD's | 2 by Andrew McNulty vs. Rice (9/19/15) |
| Had a player pass for 3 or more TD's | 3 by Dajon Williams at Indiana (10/4/14) |
| Had a player pass for 4 or more TD's | 4 by Riley Dodge vs. WKU (10/31/09) |
| Had a player pass for 5 or more TD's | 8 by Giovanni Vizza vs. Navy (11/10/07) |

Individual Receiving

| | |
|---------------------------------------------------------|----------------------------------------------------------------------|
| Had a player with 10 or more receptions in a game | 10 by Carlos Harris at UTSA (11/29/14) |
| Had a player with 15 or more receptions in a game | 15 by Carlos Harris vs. Southern Miss (10/18/14) |
| Had a player receive 100 or more yards | 136 by Carlos Harris at Southern Miss (10/3/15) |
| Had 2 players receive 100 or more yards..... | 130 by Darnell Smith; 103 by Breelan Chancellor at. Tulane (10/5/13) |
| Had a player receive 150 or more yards | 193 by Carlos Harris vs Rice (9/19/15) |
| Had a player receive 200 or more yards | 216 by Carlos Harris vs. Southern Miss (10/18/14) |
| Had a player receive 250 or more yards | 327 by Casey Fitzgerald at SMU (9/8/07) |
| Had a player receive 300 or more yards | 327 by Casey Fitzgerald at SMU (9/8/07) |
| Had a player receive 2 or more TD's | 2 by Carlos Harris vs Rice (9/19/15) |
| Had a player receive 3 or more TD's | 5 by Casey Fitzgerald vs. Navy (11/10/07) |
| Had a player receive 4 or more TD's | 5 by Casey Fitzgerald vs. Navy (11/10/07) |
| Returned a kickoff for a TD | 100 yards by Darvin Kidsy at Rice (10/25/14) |
| Returned a punt for a TD | 75 yards by Darvin Kidsy vs Nicholls (9/20/14) |
| Returned an INT for a TD..... | 98 yards by Zac Whitfield vs Nicholls (9/20/14) |
| Returned a fumble for a TD | 31 by Jarrian Roberts vs. SMU (9/6/14) |
| Blocked a punt | Sed Ellis vs Nicholls (9/20/14) |
| Returned a blocked punt for TD | 0 yards by Jarrian Roberts vs. Tulsa (11/30/13) |
| Blocked a FG | Zach Orr vs. UTEP (11/9/13) |
| Returned a blocked punt for a TD..... | 0 yards by Zac Whitfield at Georgia (9/21/13) |
| Returned a blocked FG for a TD..... | 66 yards by Phillip Littlejohn vs. Idaho (10/4/97) |
| Recorded a safety | Team Safety vs. Arkansas St. (11/3/12) |

NORTH TEXAS FOOTBALL

OPPONENT LAST TIME.....

Rushing Offense

| | |
|-----------------------------------|--------------------------------|
| Rushed for 150 or more yards..... | 368 by Portland St. (10/10/15) |
| Rushed for 200 or more yards..... | 368 by Portland St. (10/10/15) |
| Rushed for 250 or more yards..... | 368 by Portland St. (10/10/15) |
| Rushed for 300 or more yards..... | 368 by Portland St. (10/10/15) |

Passing Offense

| | |
|-----------------------------------|--------------------------------|
| Passed for 300 or more yards..... | 302 by Portland St. (10/10/15) |
| Passed for 400 or more yards..... | 450 by Georgia (9/21/13) |
| Passed for 500 or more yards..... | 563 by Houston (9/10/11) |

Total Offense

| | |
|------------------------------------|--------------------------------|
| Had more than 400 total yards..... | 670 by Portland St. (10/10/15) |
| Had more than 450 total yards..... | 670 by Portland St. (10/10/15) |
| Had more than 500 total yards..... | 670 by Portland St. (10/10/15) |

Individual Rushing

| | |
|-----------------------------------------------|---------------------------------------------------------------------------------|
| Had a player rush for 100 or more yards..... | 134 by David Jones, Portland St. (10/10/15) |
| Had 2 players rush for 100 or more yards..... | 150 by Tevin Coleman, Indiana (10/4/14); 102 by D. Roberts by Indiana (10/4/14) |
| Had a player rush for 150 or more yards..... | 177 by Aaron Jones, UTEP (11/15/14) |
| Had a player rush for 200 or more yards..... | 245 by Antonio Andrews, WKU (11/24/12) |
| Had a player rush for 2 or more TD's..... | 2 by David Jones, Portland St. (10/10/15) |
| Had a player rush for 3 or more TD's..... | 4 by Jordan Canzeri, Iowa, (9/26/15) |

Individual Passing

| | |
|----------------------------------------------|-----------------------------------------------|
| Had a player pass for 300 or more yards..... | 325 by Nick Mullens, Southern Miss, (10/3/15) |
| Had a player pass for 400 or more yards..... | 408 by Aaron Murray, Georgia (9/21/13) |
| Had a player pass for 3 or more TD's..... | 3 by Alex Kuresa, Portland St., (10/10/15) |
| Had a player pass for 4 or more TD's..... | 4 by Nick Mullens, Southern Miss (10/3/15) |

Individual Receiving

| | |
|----------------------------------------------|------------------------------------------------------------|
| Had a player receive 150 or more yards..... | 153 by Michael Thomas, Southern Miss, (10/3/15) |
| Had a player receive 200 or more yards..... | 263 by Trevor Insley, Nevada (10/30/99) |
| Had 2 players receive 100 or more yards..... | 140 by Kyle Griswold; 121 by Anthony Amos, MTSU (10/27/12) |
| Had a player receive 3 or more TD's..... | 3 by Michael Thomas, Southern Miss, (10/3/15) |

Scoring

| | |
|-------------------------------|-------------------------------|
| Scored 30 or more points..... | 66 by Portland St. (10/10/15) |
| Scored 40 or more points..... | 66 by Portland St. (10/10/15) |
| Scored 50 or more points..... | 66 by Portland St. (10/10/15) |
| Scored 60 or more points..... | 66 by Portland St. (10/10/15) |

| | |
|---------------------------------------|-----------------------------------------------------------------|
| Returned a kickoff for a TD..... | 100 yards by Luther Ambrose, ULM, (10/22/11) |
| Returned a punt for a TD..... | 74 yards by Richie Leonard, FIU, (11/22/14) |
| Returned an INT for a TD..... | 88 yards by Bo Bower, 34 yards by Josey Jewell, Iowa, (9/26/15) |
| Returned a fumble for a TD..... | 40 yards by Jontavious Morris, UAB, (10/11/14) |
| Returned a blocked punt for a TD..... | 33 yards by Andrew Joseph, Louisiana- Lafayette (10/10/09) |
| Returned a blocked FG for a TD..... | 62 yards by Derrick Strozier, Tulane (10/5/13) |
| Recorded a safety..... | Team, Troy, (10/24/09) |

North Texas Overtime Record (1-1)

October 7, 2006

North Texas 25 FIU 22 7 OT's

September 12, 2009

Ohio 31 North Texas 30 2OT's

NORTH TEXAS FOOTBALL

MEAN GREEN SEASON AND CAREER HIGHS - OFFENSE



Andrew McNulty
Sr • 6-1 • 211
Iowa City, Iowa
Quarterback

#5

2015 Season Highs

Attempts 36 vs. Iowa (9/26/15)
Completions 19 vs. Rice (9/19/15)
Passing Yards 303 vs. Rice (9/19/15)
Passing TD's 2 vs. Rice (9/19/15)
Longest Pass 93 vs. Rice (9/19/15)
Rushing Yards 26 vs. Rice (9/19/15)
Longest Rush 18 vs. Rice (9/19/15)

Career Highs

Attempts 43 at UTSA (11/29/14)
Completions 24 at UTSA (11/29/14)
Passing Yards 303 vs. Rice (9/19/15)
Passing TD's 2 vs. Rice (9/19/15)
Longest Pass 93 vs. Rice (9/19/15)
Rushing Yards 67 at UTEP (11/15/14)
Longest Rush 65 at UTEP (11/15/14)



Josh Greer
Jr • 6-5 • 212
Arlington, Texas
Quarterback

#8

2015 Season Highs

Attempts 10 vs. Portland St. (10/10/15)
Completions 3 vs. Portland St. (10/10/15)
Passing Yards 30, twice
Passing TD's
Longest Pass
Rushing Yards
Longest Rush

Career Highs

Attempts 27 vs. LA Tech (9/11/14)
Completions 13 vs. LA Tech (9/11/14)
Passing Yards 86 vs. SMU (9/6/14)
Passing TD's
Longest Pass 23 vs. LA Tech (9/11/14)
Rushing Yards -2 vs. SMU (9/6/14)
Longest Rush 5 vs. LA Tech (9/11/14)



Willy Ivery
So • 5-9 • 185
Sulphur Springs, Texas
Running Back

#29

2015 Season Highs

Rushes 6, twice
Rushing Yards 48 at S. Miss (10/3/15)
Longest Rush 28 at Iowa (9/26/15)
Long Reception
Touchdowns 1 at S. Miss (10/3/15)
100-yard rushing games

Career Highs

Rushes 6, twice
Rushing Yards 48 at S. Miss (10/3/15)
Longest Rush 28 at Iowa (9/26/15)
Long Reception 14 vs. Nicholls (9/20/14)
Touchdowns 1, twice
100-yard rushing games



Antoinne Jimmerson
Sr • 5-9 • 220
Dallas, Texas
Running Back

#22

2015 Season Highs

Rushes 15 vs. Iowa (9/26/15)
Rushing Yards 94 vs. Rice (9/19/15)
Longest Rush 27 vs. Rice (9/19/15)
Long Reception 2 at SMU (9/12/15)
Touchdowns 1 at SMU (9/12/15)
100-yard rushing games

Career Highs

Rushes 17 vs. FAU (11/8/14)
Rushing Yards 139 vs. Texas So. (9/8/12)
Longest Rush 45 vs. Kansas St. (9/15/12)
Long Reception 78 vs. ULL (10/16/12)
Touchdowns 2, three times
100-yard rushing games 2



Jeffrey Wilson
So • 6-0 • 195
Elkhart, Texas
Running Back

#26

2015 Season Highs

Rushes 22 at S. Miss (10/3/15)
Rushing Yards 136 at S. Miss (10/3/15)
Longest Rush 20 at S. Miss (10/3/15)
Long Reception 23 vs. Iowa (9/26/15)
Touchdowns
100-yard rushing games 1

Career Highs

Rushes 22 at S. Miss (10/3/15)
Rushing Yards 136 at S. Miss (10/3/15)
Longest Rush 20, twice
Long Reception 29 at UTEP (11/15/14)
Touchdowns 1 at UTEP (11/15/14)
100-yard rushing games 2



Carlos Harris
Sr • 5-8 • 185
Frisco, Texas
Wide Receiver

#9

2015 Season Highs

Receptions 9, twice
Receiving Yards 193 vs. Rice (9/19/15)
Touchdowns 2 vs. Rice (9/19/15)
Long Reception 93 vs. Rice (9/19/15)
100-Yard Receiving Games 2

Career Highs

Receptions 15 vs. Southern Miss (10/18/14)
Receiving Yards 216 vs. Southern Miss (10/18/14)
Touchdowns 2 vs. Rice (9/19/15)
Long Reception 93 vs. Rice (9/19/15)
100-Yard Receiving Games 5



Darvin Kiddy Jr.
Jr • 6-0 • 183
Missouri City, Texas
Wide Receiver


#4

2015 Season Highs

Receptions 1, twice
Receiving Yards 12 at SMU (9/12/15)
Touchdowns
100-Yard Receiving Games
Long Reception 12 at SMU (9/12/15)
Long Punt Return

Career Highs

Receptions 4 vs. Ball St. (9/14/14)
Receiving Yards 47 vs. Ball St. (9/14/14)
Touchdowns
100-Yard Receiving Games
Long Reception 25 vs. Nicholls (9/20/14)
Long Kickoff Return 100 at Rice (10/25/14)
Long Punt Return 75 vs. Nicholls (9/20/14)



Turner Smiley
So • 6-0 • 189
Frisco, Texas
Wide Receiver

#1

2015 Season Highs

Receptions 3, twice
Receiving Yards 56 at S. Miss (10/3/15)
Touchdowns
Long Reception 39 at S. Miss (10/3/15)
100-Yard Receiving Games

Career Highs

Receptions 4 at UAB (10/11/15)
Receiving Yards 77 at UAB (10/11/15)
Touchdowns 1 at UAB (10/11/15)
Long Reception 44 at UAB (10/11/15)
100-Yard Receiving Games 2



Tee Goree
Fr • 6-3 • 173
Carthage, Texas
Wide Receiver

#3

2015 Season Highs

Receptions 2 vs. Iowa (9/26/15)
Receiving Yards 16 vs. Iowa (9/26/15)
Touchdowns
Long Reception 10 vs. Iowa (9/26/15)
100-Yard Receiving Games

Career Highs

Receptions 2 vs. Iowa (9/26/15)
Receiving Yards 16 vs. Iowa (9/26/15)
Touchdowns
Long Reception 10 vs. Iowa (9/26/15)
100-Yard Receiving Games

NORTH TEXAS FOOTBALL

MEAN GREEN SEASON AND CAREER HIGHS - OFFENSE/DEFENSE/SPECIAL TEAMS



Marcus Smith
Sr • 6-4 • 242
San Antonio, Texas
Tight End

#18

2015 Season Highs

Receptions 3, three times
Receiving Yards 27 vs. Rice (9/19/15)
Touchdowns
Long Reception 11 vs. Rice (9/19/15)

Career Highs

Receptions 3, five times
Receiving Yards 55 vs. Nicholls (9/20/14)
Touchdowns 1, six times
Long Reception 41 vs. Nicholls (9/20/14)



Chad Polk
Sr • 6-0 • 231
Dallas, Texas
Defensive End

#42

2015 Season Highs

Tackles 1 vs. Portland St. (10/10/15)
Tackles For Loss
Sacks
Interceptions

Career Highs

Tackles 7 vs. Nicholls (9/20/14)
Tackles For Loss 3.0 vs. FAU (11/8/14)
Sacks 2.0 vs. Nicholls (9/20/14)
Interceptions



Jarrian Roberts
Jr • 6-2 • 252
Clarksville, Texas
Defensive End

#30

2015 Season Highs

Tackles 6 vs. Rice (9/19/15)
Tackles For Loss 4.5 vs. Rice (9/19/15)
Sacks 3.0 vs. Rice (9/19/15)
Interceptions

Career Highs

Tackles 6 vs. Rice (9/19/15)
Tackles For Loss 4.5 vs. Rice (9/19/15)
Sacks 3.0 vs. Rice (9/19/15)
Interceptions



Austin Orr
Sr • 6-4 • 264
Seabrook, Texas
Defensive Tackle

#91

2015 Season Highs

Tackles 5 vs. Portland St. (10/10/15)
Tackles For Loss 1.0, twice
Sacks
Interceptions

Career Highs

Tackles 7 at UTEP (11/15/15)
Tackles For Loss 1.0, five times
Sacks 1.0, twice
Interceptions



Malik Dilonga
Jr • 6-4 • 252
Cedar Hill, Texas
Defensive End

#56

2015 Season Highs

Tackles 2, twice
Tackles For Loss 1.0 at S. Miss (10/3/15)
Sacks
Interceptions

Career Highs

Tackles 4 vs. Nicholls (9/20/14)
Tackles For Loss 1.5, twice
Sacks 1.0, twice
Interceptions



Andy Flusche
So • 6-3 • 259
Cedar Hill, Texas
Defensive End

#99

2015 Season Highs

Tackles 5 vs. Rice (9/19/15)
Tackles For Loss 1.5 vs. Portland St. (10/10/15)
Sacks
Interceptions

Career Highs

Tackles 5 vs. Rice (9/19/15)
Tackles For Loss 1.5 vs. Portland St. (10/10/15)
Sacks 1.0 vs. Nicholls (9/20/14)
Interceptions



Fred Scott
Jr • 5-11 • 233
Kennedale, Texas
Linebacker

#32

2015 Season Highs

Tackles 9 vs. Rice (9/19/15)
Tackles For Loss 2.0 vs. Rice (9/19/15)
Sacks 1.0 vs. Rice (9/19/15)
Interceptions

Career Highs

Tackles 9 vs. Rice (9/19/15)
Tackles For Loss 2.0 vs. Rice (9/19/15)
Sacks 1.0 vs. Rice (9/19/15)
Interceptions



Brandon Garner
Fr • 5-11 • 225
Mansfield, Texas
Linebacker

#37

2015 Season Highs

Tackles 5 vs. Iowa (9/26/15)
Tackles For Loss 2.0 vs. Iowa (9/26/15)
Sacks
Interceptions

Career Highs

Tackles 3 vs. Rice (9/19/15)
Tackles For Loss
Sacks
Interceptions



Blake Bean
Sr • 6-1 • 223
El Dorado, Kansas
Linebacker

#27

2015 Season Highs

Tackles 12 vs. Rice (9/19/15)
Tackles For Loss
Sacks
Interceptions

Career Highs

Tackles 12 vs. Rice (9/19/15)
Tackles For Loss
Sacks
Interceptions

NORTH TEXAS FOOTBALL

MEAN GREEN SEASON AND CAREER HIGHS - DEFENSE/SPECIAL TEAMS



Anthony Wallace
Sr • 6-0 • 227
Dallas, Texas
Linebacker

#43

2015 Season Highs

Tackles 8 vs. Iowa (9/26/15)
Tackles For Loss 1.5 vs. Iowa (9/26/15)
Sacks
Interceptions

Career Highs

Tackles 8 vs. Iowa (9/26/15)
Tackles For Loss 1.5 vs. Iowa (9/26/15)
Sacks
Interceptions



Kishawn McClain
So • 5-11 • 201
Rosenberg, Texas
Safety


#23

2015 Season Highs

Tackles 16 vs. Rice (9/19/15)
Tackles For Loss
Sacks
Interceptions

Career Highs

Tackles 16 vs. Rice (9/19/15)
Tackles For Loss 0.5 at UTEP (11/15/14)
Sacks
Interceptions 1 vs. S. Miss (10/18/14)



Trevor Moore
So. • 5-11 • 194
Edmond, Oklahoma
Kicker

#30

2015 Season Highs

Longest FG 38, twice
FG's in a game 3 vs. Iowa (9/26/15)

Career Highs

Longest Kick 47 vs. SMU (9/6/14)
FG's in a game 5 vs. SMU (9/6/14)



Zac Whitfield
Sr • 5-9 • 190
Sherman, Texas
Cornerback

#24

2015 Season Highs

Tackles 6 vs. Rice (9/19/15)
Tackles For Loss
Sacks
Interceptions

Career Highs

Tackles 10 vs. Arkansas St. (11/3/12)
Tackles For Loss 1.0 vs. SMU (9/6/14)
Sacks
Interceptions 2 vs. La. Tech (10/19/13)



James Gray
Jr • 6-0 • 190
Atlanta, Georgia
Safety

#21

2015 Season Highs

Tackles 12 vs. Rice (9/19/15)
Tackles For Loss 1.0 at S. Miss (10/3/15)
Sacks
Interceptions

Career Highs

Tackles 12 vs. Rice (9/19/15)
Tackles For Loss 1.0 at S. Miss (10/3/15)
Sacks
Interceptions



Blake Macek
Jr • 5-11 • 190
Sulphur Springs, Texas
Punter

#40

2015 Season Highs

Longest Punt 41 vs. Portland St. (10/10/15)
Number of Punts 2

Career Highs

Longest Punt 61 vs Georgia (9/21/13)
Number of Punts 9 vs Georgia (9/21/13)



Chad Davis
Jr • 5-10 • 181
Richmond, Texas
Cornerback

#16

2015 Season Highs

Tackles 4, twice
Tackles For Loss 1.0 at SMU (9/12/15)
Sacks 1.0 at SMU (9/12/15)
Interceptions

Career Highs

Tackles 4, twice
Tackles For Loss 1.0 at SMU (9/12/15)
Sacks 1.0 at SMU (9/12/15)
Interceptions 1 vs. FIU (11/22/14)



Ashton Preston
Fr • 5-10 • 183
Edmond, Oklahoma
Cornerback

#41

2015 Season Highs

Tackles 2, twice
Tackles For Loss
Sacks
Interceptions

Career Highs

Tackles 2, twice
Tackles For Loss
Sacks
Interceptions



Eric Keena
Jr. • 6-2 • 175
Keller, Texas
Punter

#84

2015 Season Highs

Longest Punt 63 at S. Miss (10/3/15)
Number of Punts 8, twice

Career Highs

Longest Punt 71 at UAB (10/11/14)
Number of Punts 8, twice

NORTH TEXAS FOOTBALL

DEPTH CHART

OFFENSE

| | | |
|----|----|-----------------------------------------------------------------------------------------------------------------------|
| LT | 66 | MICHAEL BANOGU, 6-5, 299, SR., SQ, MCKINNEY, TX |
| | 71 | JORDAN MURRAY, 6-9, 360, FR., HS, COPPELL, TX |
| LG | 64 | SAM RICE, 6-4, 297, JR. TR, COPPELL, TX |
| | 60 | AVERY FORTENBERRY, 6-5, 297, FR., RS, ERA, TX |
| C | 50 | KAYDON KIRBY, 6-3, 320, JR., 2L, FLOWER MOUND, TX |
| | 54 | CREIGHTON BARR, 6-3, 302, FR, HS FLOWER, MOUND, TX -OR- 73 GARRETT GUNTER, 6-4, 293, JR. TR, SPRING BRANCH, TX |
| RG | 65 | MICAH THOMPSON, 6-4, 299, SR., 2L, JONES, OK |
| | 77 | ELEX WOODWORTH, 6-4, 284, FR., HS, MESQUITE, TX -OR- 60 AVERY FORTENBERRY, 6-5, 297, FR., RS, ERA, TX |
| RT | 67 | CHRIS MILES, 6-4, 299, FR., RS, FLOWER, MOUND, TX |
| | 72 | RYAN RENTFRO, 6-4, 314, JR., 1L, FLOWER MOUND, TX |
| WR | 1 | TURNER SMILEY, 6-0, 189, So., 1L, FRISCO, TX |
| | 3 | TEE GOREE, 6-3, 173, FR., RS, CARTHAGE, TX |
| WR | 9 | CARLOS HARRIS, 5-8, 185, SR., 3L, FRISCO, TX- |
| | 4 | DARVIN KIDSY, 6-0, 183, JR., 2L, MISSOURI CITY, TX |
| WR | 11 | THADDEUS THOMPSON, 6-2, 202, JR., TR, CIBOLO, TX |
| | 2 | O'KEERON RUTHERFORD, 6-5, 190, FR., RS, CARTHAGE, TX |
| TE | 18 | MARCUS SMITH, 6-4, 242, SR., 2L, SAN ANTONIO, TX |
| | 14 | CHRIS LOVING, 6-4, 258, SR., 1L, KLEIN, TX |
| RB | 26 | JEFFREY WILSON, 6-0, 195, 1L, ELKHART, TX |
| | 22 | ANTOINETTE JIMMERSON, 5-9, 220, SR., 3L, DALLAS, TX -OR- 29 WILLY IVERY, 5-8, 185, SQ, SULPHUR SPRINGS, TX |
| QB | 5 | ANDREW McNULTY, 6-1, 211, SR, 2L, IOWA CITY, IA |
| | 8 | JOSH GREER, 6-4, 215, JR., 1L, ARLINGTON, TX/ 10 DAMARCUS SMITH, 6-1, 216, JR., TR, LOUISVILLE, KY |

DEFENSE

| | | |
|-----|----|--------------------------------------------------------------------------------------------------------------------|
| DT | 91 | AUSTIN ORR, 6-4, 264, SR., 2L, SEABROOK, TX |
| | 49 | RODERICK YOUNG, 6-1, 287, FR., HS, SPRING, TX |
| DT | 48 | SIR CALVIN WALLACE, 6-2, 308, JR., 1L, TYLER, TX |
| | 15 | T.J. TAAUALO, 6-2, 287, FR., RS, KELLER, TX |
| DE | 30 | JARRIAN ROBERTS, 6-2, 252, JR., 1L, CLARKSVILLE, TX |
| | 42 | CHAD POLK, 6-0, 231, SR., 3L, DALLAS, TX -OR- 7 JAREID COMBS, 6-3, 258, JR., TR, MINNEAPOLIS, MN |
| DE | 99 | ANDY FLUSCHE, 6-3, 259, So., 1L, MUENSTER, TX |
| | 56 | MALIK DILONGA, 6-4, 264, JR., 1L, CEDAR HILL, TX -OR- 90 TILLMAN JOHNSON, 6-1, 248, So., 1L, ROUND ROCK, TX |
| MLB | 27 | BLAKE BEAN, 6-1, 223, SR., TR, STILLWATER, OK -OR- |
| | 43 | ANTHONY WALLACE, 6-0, 227, SR. 1L, DALLAS, TX |
| OLB | 32 | FRED SCOTT, 5-11, 233, JR., 1L, KENNEDALE, TX -OR- |
| | 17 | CORTNEY FINNEY, 5-11, 220, JR., TR, BAY CITY, TX |
| OLB | 37 | BRANDON GARNER, 5-11, 225, FR., RS, MANSFIELD, TX -OR- |
| | 3 | CALVIN MINOR, 6-3, 213, So., 1L, LEWISVILLE, TX |
| CB | 24 | ZAC WHITFIELD, 5-9, 190, SR., 3L, SHERMAN, TX |
| | 41 | ASHTON PRESTON, 5-10, 183, FR., HS, EDMOND, OK |
| CB | 16 | CHAD DAVIS, 5-10, 181, JR., 2L, RICHMOND, TX |
| | 8 | JAMAL MARSHALL, 6-2, 203, SR., 3L, MISSOURI CITY, TX |
| FS | 23 | KISHAWN McCLAIN, 5-11, 201, So., 1L, ROSENBERG, TX |
| | 5 | MATTHEW DASH, 6-0, 188, SR., SQ, WILLINGBORO, NJ |
| SS | 21 | JAMES GRAY, 6-0, 190, JR., TR, ATLANTA, GA |
| | 19 | JOHN SCHILLECI, 6-1, 201, JR., 2L, DENTON, TX |

SPECIAL TEAMS

| | | |
|----|----|------------------------------------------------------|
| PK | 30 | TREVOR MOORE, 5-11, 194, So., 1L, EDMOND, OK |
| | 84 | ERIC KEENA, 6-2, 175, JR., 1L, KELLER, TX |
| P | 84 | ERIC KEENA, 6-2, 175, JR., 1L, KELLER, TX |
| | 40 | BLAKE MACEK, 5-11, 190, JR., 2L, SULPHUR SPRINGS, TX |
| KR | 4 | DARVIN KIDSY, 6-0, 183, JR., 2L, MISSOURI CITY, TX |
| | 21 | JAMES GRAY, 6-0, 190, JR., TR, ATLANTA, GA |
| PR | 4 | DARVIN KIDSY, 6-0, 183, JR., 2L, MISSOURI CITY, TX |
| | 13 | TRE JOHNSON, 5-6, 153, JR., TR, SAN ANTONIO, TX |
| DS | 58 | TONY JOHNSON, 6-1, 216, JR., 1L, FORT WORTH, TX |
| PH | 40 | BLAKE MACEK, 5-11, 190, JR., 2L, SULPHUR SPRINGS, TX |
| KO | 84 | ERIC KEENA, 6-2, 175, JR., 1L, KELLER, TX |

Pronunciation Guide

| | |
|---------------------|----------------------|
| Michael Banogu | Ban-nuh-goo |
| Jareid Combs..... | Jared |
| Malik Dilonga..... | Ma-Leek Dill-Long-UH |
| B.J. Ebozue | E-Bose-E |
| Andy Flusche..... | Flu-Shee |
| Tee Goree | T- Gore-E |
| Mustafa Haboul..... | HA-Boul |
| Eric Keena..... | Kean-NAH |
| Blake Macek..... | MA-Sick |
| Jakii Moore | Juh-Key |
| John Schilleci..... | Sha-Lay-See |
| T.J. Tauaalo..... | Towah-Low- |
| Elex Woodworth | EL-X Woodworth |

NORTH TEXAS FOOTBALL

MEAN GREEN CAREER STARTS

| <u>WR</u> | |
|-----------|---|
| Smiley | 8 |
| Thompson | 2 |

| <u>RB</u> | |
|-----------|---|
| Jimmerson | 5 |
| Wilson | 3 |
| Tucker | 1 |

| <u>WR</u> | |
|-----------|----|
| Harris | 29 |

| <u>FB</u> | |
|-----------|---|
| Lynn | 2 |

| <u>QB</u> | |
|-----------|----|
| McNulty | 13 |
| Greer | 3 |

| <u>WR</u> | |
|-----------|---|
| Kidsy | 6 |
| Goree | 4 |

| <u>TE</u> | |
|-----------|----|
| M. Smith | 15 |

| <u>RT</u> | |
|-----------|---|
| Miles | 5 |

| <u>RG</u> | |
|-----------|---|
| Thompson | 5 |

| <u>C</u> | |
|----------|----|
| Kirby | 30 |

| <u>LG</u> | |
|-----------------------------|----|
| Rice | 11 |
| *- six starts at SMU in '13 | |

| <u>LT</u> | |
|-----------|---|
| Banogu | 6 |
| Murray | 1 |

| <u>DE</u> | |
|-----------|----|
| Roberts | 10 |

| <u>DT</u> | |
|-----------|----|
| Wallace | 13 |
| Young | 1 |

| <u>DT</u> | |
|-----------|---|
| Orr | 9 |

| <u>DE</u> | |
|-----------|----|
| Polk | 13 |
| Dilonga | 5 |
| Flusche | 3 |

| <u>LOLB</u> | |
|-------------|---|
| Ellis | 6 |
| Garner | 5 |
| Marshall | 4 |
| Minor | 3 |

| <u>MLB</u> | |
|------------|----|
| Scott | 12 |
| Wallace | 3 |
| Bean | 2 |

| <u>ROLB</u> | |
|-------------|---|
| Scott | 5 |
| Finney | 0 |

| <u>CB</u> | |
|-----------|----|
| Buyers | 23 |
| Whitfield | 19 |

| <u>CB</u> | |
|-----------|---|
| Davis | 5 |

| <u>SS</u> | |
|-----------|---|
| McClain | 8 |

| <u>FS</u> | |
|-----------|---|
| Gray | 5 |

NORTH TEXAS FOOTBALL

ROSTER - NUMERICAL

| No. | Name | Pos. | Ht. | Wt. | Cl. | Exp | Hometown (Last School) |
|-----|-----------------------|------|------|-----|-----|-----|----------------------------------------------|
| 1 | Smiley, Turner | WR | 6-0 | 189 | So. | 1L | Frisco, Texas (Wakeland HS) |
| 2 | Rutherford, O'Keeron | WR | 6-5 | 190 | Fr. | RS | Carthage, Texas (Carthage HS) |
| 3 | Goree, Tee | WR | 6-3 | 173 | Fr. | RS | Carthage, Texas (Carthage HS) |
| 3 | Minor, Calvin | LB | 6-3 | 213 | So. | 1L | Lewisville, Texas (Lewisville HS) |
| 4 | Kidsy, Darvin | WR | 6-0 | 183 | Jr. | 2L | Missouri City, Texas (Elkins HS) |
| 5 | Dash, Matthew | DB | 6-0 | 188 | Sr. | SQ | Willingboro, New Jersey (LA Pierce JC) |
| 5 | McNulty, Andrew | QB | 6-1 | 211 | Sr. | 2L | Iowa City, Iowa (Iowa City HS) |
| 6 | Ellis, Sed | LB | 6-3 | 201 | Jr. | 2L | Paris, Texas (Paris HS) |
| 7 | Combs, Jared | DE | 6-3 | 258 | Jr. | TR | Minneapolis, Minnesota (Iowa Central CC) |
| 7 | Means, Connor | QB | 6-4 | 215 | Fr. | RS | Deer Park, Texas (Deer Park HS) |
| 8 | Greer, Josh | QB | 6-5 | 212 | Jr. | 1L | Arlington, Texas (Navarro JC) |
| 8 | Marshall, Jamal | DB | 6-3 | 203 | Sr. | 3L | Missouri City, Texas (Fort Bend Elkins HS) |
| 9 | Harris, Carlos | WR | 5-8 | 185 | Sr. | 3L | Frisco, Texas (Frisco HS) |
| 10 | Moore, Jakii | DB | 6-1 | 203 | Jr. | TR | Tulsa, Oklahoma (UAB) |
| 10 | Smith, DaMarcus | QB | 6-1 | 216 | Jr. | TR | Louisville, Kentucky (Butler CC) |
| 11 | Thompson, Thaddeous | WR | 6-2 | 202 | Jr. | TR | Cibola, Texas (Scottsdale CC) |
| 11 | Wells, Sam | DB | 6-0 | 193 | Fr. | RS | Commerce, Texas (Commerce HS) |
| 13 | Cousins, Josh | QB | 6-1 | 207 | So. | TR | Argyle, Texas (Northeastern Oklahoma State) |
| 13 | Johnson, Tre | RB | 5-6 | 153 | Jr. | TR | San Antonio, Texas (Cisco JC) |
| 13 | Rhone, Kerrick | DB | 5-10 | 180 | Sr. | TR | Pflugerville, Texas (Kent State) |
| 14 | Loving, Chris | TE | 6-4 | 258 | Sr. | 1L | Klein, Texas (Blinn CC) |
| 15 | Chumley, Caleb | QB | 6-5 | 240 | Fr. | HS | Longview, Texas (Pine Tree HS) |
| 15 | Tauaalo, T.J. | DT | 6-2 | 287 | Fr. | RS | Keller, Texas (Central HS) |
| 16 | Davis, Chad | DB | 5-10 | 181 | Jr. | 2L | Richmond, Texas (Bush HS) |
| 16 | Grimm, Nate | WR | 6-4 | 207 | Fr. | RS | Cedar Park, Texas (New Mexico St.) |
| 17 | Finney Cortney | LB | 5-11 | 220 | Jr. | TR | Bay City, Texas (Trinity Valley CC) |
| 18 | Smith, Marcus | TE | 6-4 | 242 | Sr. | 2L | San Antonio, Texas (Warren HS) |
| 19 | Schilleci, John | DB | 6-0 | 201 | Jr. | 2L | Denton, Texas (Guyer HS) |
| 19 | Shanbour, Quinn | QB | 6-0 | 191 | So. | SQ | Oklahoma City, Oklahoma (Heritage Hall HS) |
| 20 | Fernandes, Cedric | DB | 5-10 | 176 | Fr. | RS | Arlington, Texas (Martin HS) |
| 20 | Rollins, Rex | RB | 6-1 | 206 | Jr. | 1L | Tyler, Texas (Chapel Hill HS) |
| 21 | Gray, James | DB | 6-0 | 190 | Jr. | TR | Atlanta, Georgia (Fort Scott CC) |
| 22 | Jimmerson, Antoinne | RB | 5-9 | 220 | Sr. | 3L | Dallas, Texas (DeSoto HS) |
| 23 | McClain, Kishawn | DB | 5-11 | 201 | So. | 1L | Rosenberg, Texas (Terry HS) |
| 24 | Whitfield, Zac | DB | 5-9 | 190 | Sr. | 3L | Sherman, Texas (Sherman HS) |
| 25 | Tucker, Andrew | RB | 6-0 | 203 | So. | 1L | Tyler, Texas (Chapel Hill HS) |
| 26 | Wilson, Jeffrey | RB | 6-0 | 195 | So. | 1L | Elkhart, Texas (Elkhart HS) |
| 27 | Bean, Blake | LB | 6-1 | 223 | Sr. | TR | El Dorado, Kansas (Buffalo) |
| 27 | Prater, Derris | WR | 6-1 | 175 | Fr. | HS | Copperas Cove, Texas (Copperas Cove HS) |
| 29 | Ivery, Willy | RB | 5-9 | 185 | So. | SQ | Sulphur Springs, Texas (Sulphur Springs HS) |
| 29 | Strauss, Garrett | DB | 6-0 | 195 | Fr. | HS | San Antonio, Texas (Reagan HS) |
| 30 | Moore, Trevor | K | 5-11 | 194 | So. | 1L | Edmond, Oklahoma (Edmond North HS) |
| 30 | Roberts, Jarrian | DE | 6-2 | 252 | Jr. | 1L | Clarksville, Texas (Clarksville HS) |
| 31 | Buyers, Kenny | DB | 5-11 | 185 | Sr. | 2L | Hurst, Texas (L.D. Bell HS) |
| 31 | Shields, Tim | WR | 5-7 | 174 | Jr. | TR | Dallas, Texas (Tyler JC) |
| 32 | Ezzard, A.J. | RB | 5-10 | 207 | Fr. | RS | Southlake, Texas (Carroll HS) |
| 32 | Scott, Fred | LB | 5-11 | 233 | Jr. | 1L | Kennedale, Texas (Kennedale HS) |
| 34 | Brooks, Nate | DB | 6-0 | 170 | Fr. | HS | Whitehouse, Texas (Whitehouse HS) |
| 34 | Porter, Marcell | RB | 5-7 | 177 | So. | TR | Abilene, Texas (West Texas A&M) |
| 36 | Maki, Cannon | FB | 6-0 | 230 | Fr. | RS | Fort Worth, Texas (All Saints HS) |
| 36 | Montgomery, Jalen | LB | 5-11 | 217 | So. | SQ | Mesquite, Texas (Mesquite HS) |
| 37 | Davis, Connor | WR | 5-10 | 193 | Jr. | TR | Grapevine, Texas (Texas Lutheran) |
| 37 | Garner, Brandon | LB | 5-11 | 225 | Fr. | RS | Mansfield, Texas (Timberview HS) |
| 38 | Jones, Andrew | DB | 6-1 | 173 | Fr. | RS | Mesquite, Texas (North Mesquite HS) |
| 39 | Lynn, Jarrod | TE | 6-0 | 244 | Sr. | 1L | Grapevine, Texas (Grapevine HS) |
| 39 | Robinson, Taylor | DB | 5-11 | 191 | Fr. | HS | Keller, Texas (Central HS) |
| 40 | Macek, Blake | P | 5-11 | 190 | Jr. | 2L | Sulphur Springs, Texas (Sulphur Springs HS) |
| 41 | Preston, Ashton | DB | 5-10 | 183 | Fr. | HS | Edmond, Oklahoma (Santa Fe HS) |
| 42 | Polk, Chad | DE | 6-0 | 231 | Sr. | 3L | Dallas, Texas (Woodrow Wilson HS) |
| 43 | Wallace, Anthony | LB | 6-0 | 227 | Sr. | 1L | Dallas, Texas (Oregon) |
| 44 | Moore, Sid | DL | 6-1 | 261 | So. | 1L | Van, Texas (Van HS) |
| 44 | Nelson, Taylor | RB | 5-11 | 195 | So. | TR | Carrollton, Texas (Prince of Peace HS) |
| 46 | Smith, A.J. | LB | 6-2 | 225 | Sr. | SQ | Miami, Oklahoma (NE Oklahoma A&M) |
| 48 | Wallace, Sir Calvin | DT | 6-2 | 308 | Jr. | 1L | Tyler, Texas (Chapel Hill HS) |
| 49 | Young, Roderick | DT | 6-1 | 287 | Fr. | HS | Spring, Texas (Dekaney HS) |
| 50 | Kirby, Kaydon | OL | 6-3 | 320 | Jr. | 2L | Flower Mound, Texas (Flower Mound HS) |
| 50 | Smith, Dakota | DE | 6-4 | 234 | Jr. | TR | Plano, Texas (Trinity Valley CC) |
| 51 | Davis, Jake | DS | 6-0 | 210 | Fr. | RS | Katy, Texas (Seven Lakes HS) |
| 51 | McNair, Darrien | LB | 6-3 | 211 | Fr. | HS | Ocala, Florida (Trinity Catholic HS) |
| 52 | Schwartz, Braelon | LB | 6-0 | 226 | So. | RS | Arlington, Texas (Stephen F. Austin) |
| 53 | LeMasters, William | LB | 6-2 | 213 | Fr. | HS | Dallas, Texas (Parish Episcopal HS) |
| 54 | Barr, Creighton | OL | 6-3 | 302 | Fr. | HS | Flower Mound, Texas (Marcus HS) |
| 56 | Dilonga, Malik | DE | 6-4 | 264 | Jr. | 1L | Cedar Hill, Texas (Trinity Christian School) |
| 57 | Garror, Joustin | LB | 5-11 | 223 | Jr. | TR | Mobile, Alabama (Baker HS) |
| 57 | Santos, Bernie | OL | 6-3 | 320 | Fr. | HS | Denton, Texas (Guyer HS) |
| 58 | Johnson, Tony | DS | 6-1 | 216 | Jr. | 1L | Fort Worth, Texas (South Grand Prairie HS) |
| 60 | Fortenberry, Avery | OL | 6-5 | 297 | Fr. | RS | Era, Texas (Era HS) |
| 61 | Kyle, Darin | DS | 6-2 | 230 | So. | HS | Spring, Texas (Klein Collins HS) |
| 62 | Weideman, Nick | LB | 6-3 | 200 | Fr. | HS | McKinney, Texas (McKinney Christian School) |
| 64 | Rice, Sam | OL | 6-4 | 297 | Jr. | TR | Coppell, Texas (SMU) |
| 65 | Thompson, Micah | OL | 6-4 | 300 | Sr. | 2L | Jones, Oklahoma (Jones HS) |
| 66 | Banogu, Michael | OL | 6-5 | 299 | Sr. | SQ | McKinney, Texas (Prosper HS) |
| 67 | Miles, Chris | OL | 6-4 | 299 | Fr. | RS | Flower Mound, Texas (Flower Mound HS) |
| 68 | Munden, Chett | OL | 6-5 | 305 | Fr. | HS | Marshall, Texas (Marshall HS) |
| 69 | Mealey, Kyle | OL | 6-2 | 302 | Fr. | HS | Austin, Texas (Bowie HS) |
| 70 | Keenan, Trey | OL | 6-5 | 272 | Jr. | TR | Argyle, Texas (Texas Tech) |
| 71 | Murray, Jordan | OL | 6-9 | 360 | Fr. | HS | Coppell, Texas (Coppell HS) |
| 72 | Rentfro, Ryan | OL | 6-4 | 314 | Jr. | 1L | Flower Mound, Texas (Marcus HS) |
| 73 | Gunter, Garrett | OL | 6-4 | 293 | Jr. | TR | Spring Branch, Texas (Trinity Valley CC) |
| 74 | Siegert, Jordan | OL | 6-5 | 313 | Fr. | HS | Cedar Park, Texas (Cedar Park HS) |
| 76 | Sorge, Harrison | OL | 6-5 | 311 | So. | SQ | Wichita Falls, Texas (Rider HS) |
| 77 | Woodworth, Elex | OL | 6-4 | 284 | Fr. | HS | Mesquite, Texas (Horn HS) |
| 78 | Trussell, Connor | OL | 6-5 | 303 | Jr. | SQ | Arlington, Texas (Martin HS) |
| 79 | Walker, Dominick | OL | 6-5 | 294 | So. | SQ | Sugar Land, Texas (Austin HS) |
| 80 | Bendy, Rodney | WR | 6-5 | 196 | Fr. | HS | Tyler, Texas (John Tyler HS) |
| 81 | Khan, Daniel | WR | 5-11 | 180 | Fr. | RS | Sherman Oaks, California (Notre Dame HS) |
| 82 | Bradley II, D'Aundrey | WR | 6-2 | 180 | Fr. | HS | Cedar Hill, Texas (Cedar Hill HS) |
| 83 | Culberson, Gavin | WR | 5-11 | 188 | Fr. | HS | Magnolia, Texas (Magnolia HS) |
| 84 | Keena, Eric | P | 6-2 | 175 | Jr. | 1L | Keller, Texas (Sunrise Mountain HS) |
| 85 | Ebozue, B.J. | WR | 5-11 | 197 | So. | TR | Grand Prairie, Texas (Evangel University) |
| 86 | Dillman, Kevin | TE | 6-4 | 249 | Fr. | HS | Denton, Texas (Guyer HS) |
| 87 | Smith, Kelvin | TE | 6-2 | 252 | Fr. | HS | Spring, Texas (Dekaney HS) |
| 88 | Reinhardt, Wylie | TE | 6-4 | 261 | So. | SQ | Saginaw, Texas (Saginaw HS) |
| 89 | Robinson, Willie | WR | 6-0 | 185 | Jr. | TR | Fort Worth, Texas (Tyler JC) |
| 90 | Johnson, Tillman | DE | 6-1 | 248 | So. | 1L | Round Rock, Texas (McNeil HS) |
| 91 | Orr, Austin | DT | 6-4 | 264 | Sr. | 2L | Seabrook, Texas (Clear Lake HS) |
| 92 | Enterline, Trey | DS | 6-3 | 225 | Jr. | SQ | Arlington, Texas (Martin HS) |
| 92 | Flewellen, Christian | FB | 6-0 | 240 | Jr. | HS | Duncanville, Texas (Duncanville HS) |
| 93 | Combes, Julius | DT | 6-1 | 313 | Fr. | HS | Washington, D.C. (DeMatha HS) |
| 94 | Haboul, Mustafa | DT | 6-0 | 265 | Jr. | SQ | Arlington, Texas (Martin HS) |
| 95 | Howard, Eli | DE | 6-4 | 247 | Fr. | HS | San Angelo, Texas (Central HS) |
| 97 | Harrison, DeMikal | DT | 6-3 | 324 | Fr. | HS | Midwest City, Oklahoma (Midwest HS) |
| 98 | Wegmann, R.D. | DT | 6-3 | 265 | Fr. | HS | Wichita Falls, Texas (Rider HS) |
| 99 | Flusche, Andy | DE | 6-3 | 259 | So. | 1L | Muenster, Texas (Muenster HS) |

NORTH TEXAS FOOTBALL

2015 NORTH TEXAS COMBINED TEAM STATISTICS

| Date | Opponent | Score | Att. | Record: | Overall | Home | Away | Neutral |
|----------------|------------------|---------|-------|----------------|---------|------|------|---------|
| Sep 12, 2015 | at SMU | L 13-31 | 25401 | All games | 0-5 | 0-2 | 0-3 | 0-0 |
| * Sep 19, 2015 | RICE | L 24-38 | 19602 | Conference | 0-2 | 0-1 | 0-1 | 0-0 |
| Sep 26, 2015 | at IOWA | L 16-62 | 56041 | Non-Conference | 0-3 | 0-1 | 0-2 | 0-0 |
| * Oct 03, 2015 | at Southern Miss | L 14-49 | 26430 | | | | | |
| Oct 10, 2015 | PORTLAND ST. | L 7-66 | 19801 | | | | | |

| Rushing | | | | | | | | | | Team Statistics | | |
|-----------------|-----|------|------|-----|------|------|----|-------|-------|------------------|----------|-----------|
| gp | att | gain | loss | net | avg | td | lg | avg/g | | NT | OPP | |
| WILSON, Jeffrey | 3 | 46 | 264 | 4 | 260 | 5.7 | 0 | 20 | 86.7 | FIRST DOWNS | 98 | 129 |
| JIMMERSON, A. | 5 | 54 | 231 | 21 | 210 | 3.9 | 1 | 27 | 42.0 | Rushing | 48 | 62 |
| IVERY, Willy | 4 | 21 | 147 | 13 | 134 | 6.4 | 1 | 28 | 33.5 | Passing | 39 | 54 |
| TUCKER, Andrew | 4 | 15 | 75 | 0 | 75 | 5.0 | 0 | 18 | 18.8 | Penalty | 11 | 13 |
| SMITH, DaMarcus | 3 | 9 | 47 | 12 | 35 | 3.9 | 0 | 15 | 11.7 | RUSHING YARDAGE | 731 | 1288 |
| HARRIS, Carlos | 5 | 4 | 24 | 0 | 24 | 6.0 | 0 | 12 | 4.8 | Rushing Attempts | 185 | 226 |
| EZZARD, A.J. | 3 | 7 | 21 | 1 | 20 | 2.9 | 1 | 5 | 6.7 | Average Per Rush | 4.0 | 5.7 |
| SMILEY, Turner | 4 | 1 | 10 | 0 | 10 | 10.0 | 0 | 10 | 2.5 | Average Per Game | 146.2 | 257.6 |
| ROLLINS, Rex | 1 | 2 | 8 | 0 | 8 | 4.0 | 0 | 6 | 8.0 | TDs Rushing | 3 | 18 |
| LYNN, Jarrod | 4 | 3 | 2 | 1 | 1 | 0.3 | 0 | 1 | 0.2 | PASSING YARDAGE | 927 | 1449 |
| Total | 5 | 185 | 884 | 153 | 731 | 4.0 | 3 | 28 | 146.2 | Comp-Att-Int | 82-185-6 | 105-143-0 |
| Opponents | 5 | 226 | 1400 | 112 | 1288 | 5.7 | 18 | 70 | 257.6 | Average Per Pass | 5.0 | 10.1 |

| Passing | | | | | | | | | | Team Statistics | | |
|-----------------|-------|--------------|-----------|-------|------|----|-------|-------|--|-----------------------|--------|--------|
| gp | effic | comp-att-int | pct | yds | td | lg | avg/g | | | NT | OPP | |
| MCNULTY, Andrew | 5 | 89.67 | 70-151-4 | 46.4 | 756 | 3 | 93 | 151.2 | | TOTAL OFFENSE | 1658 | 2737 |
| SMITH, DaMarcus | 3 | 89.56 | 6-18-1 | 33.3 | 105 | 1 | 61 | 35.0 | | Average Per Play | 4.5 | 7.4 |
| GREER, Josh | 2 | 53.60 | 5-15-1 | 33.3 | 60 | 0 | 24 | 30.0 | | Average Per Game | 331.6 | 547.4 |
| HARRIS, Carlos | 5 | 480.40 | 1-1-0 | 100.0 | 6 | 1 | 6 | 1.2 | | KICK RETURNS: #-Yards | 21-429 | 11-254 |
| Total | 5 | 88.85 | 82-185-6 | 44.3 | 927 | 5 | 93 | 185.4 | | PUNT RETURNS: #-Yards | 7-34 | 7-110 |
| Opponents | 5 | 190.85 | 105-143-0 | 73.4 | 1449 | 14 | 81 | 289.8 | | INT RETURNS: #-Yards | 0-0 | 6-122 |

| Receiving | | | | | | | | | | Team Statistics | | |
|-----------------|-----|-----|------|------|----|-------|-------|--|--|-------------------------|---------|---------|
| gp | no. | yds | avg | td | lg | avg/g | | | | NT | OPP | |
| HARRIS, Carlos | 5 | 36 | 469 | 13.0 | 4 | 93 | 93.8 | | | FUMBLES-LOST | 9-6 | 6-5 |
| SMITH, Marcus | 5 | 11 | 106 | 9.6 | 0 | 17 | 21.2 | | | PENALTIES-Yards | 32-294 | 30-286 |
| LOVING, Chris | 4 | 10 | 126 | 12.6 | 1 | 29 | 31.5 | | | PUNTS-AVG | 32-43.6 | 17-41.5 |
| SMILEY, Turner | 4 | 8 | 124 | 15.5 | 0 | 39 | 31.0 | | | TIME OF POSSESSION/Game | 25:22 | 34:38 |
| GOREE, Tee | 4 | 4 | 10 | 2.5 | 0 | 10 | 2.5 | | | 3RD-DOWN Conversions | 29/85 | 38/65 |
| KIDSY, Darvin | 5 | 3 | 24 | 8.0 | 0 | 12 | 4.8 | | | 4TH-DOWN Conversions | 7/13 | 1/4 |
| THOMPSON, T. | 5 | 3 | 16 | 5.3 | 0 | 8 | 3.2 | | | | | |
| JIMMERSON, A. | 5 | 2 | 12 | 6.0 | 0 | 10 | 2.4 | | | | | |
| WILSON, Jeffrey | 3 | 1 | 23 | 23.0 | 0 | 23 | 7.7 | | | | | |
| EZZARD, A.J. | 3 | 1 | 8 | 8.0 | 0 | 8 | 2.7 | | | | | |
| RUTHERFORD, O. | 3 | 1 | 3 | 3.0 | 0 | 3 | 1.0 | | | | | |
| IVERY, Willy | 4 | 1 | 3 | 3.0 | 0 | 3 | 0.8 | | | | | |
| ROLLINS, Rex | 1 | 1 | 3 | 3.0 | 0 | 3 | 3.0 | | | | | |
| Total | 5 | 82 | 927 | 11.3 | 5 | 93 | 185.4 | | | | | |
| Opponents | 5 | 105 | 1449 | 13.8 | 14 | 81 | 289.8 | | | | | |

| Field Goals | | | | | | | | | |
|---------------|------|-------|-------|-------|-------|-------|-----|-----|---|
| fg | pct. | 01-19 | 20-29 | 30-39 | 40-49 | 50-99 | lg | blk | |
| MOORE, Trevor | 6-9 | 66.7 | 0-0 | 3-3 | 3-3 | 0-2 | 0-1 | 38 | 0 |

| Scoring | | | | | | | | | |
|----------------|----|------|-------|------|-----|-----|-----|-----|--|
| td | fg | kick | PAT | | dxp | saf | pts | | |
| | | rush | rv | pass | | | | | |
| MOORE, Trevor | - | 6-9 | 8-8 | - | - | - | - | 26 | |
| HARRIS, Carlos | 4 | - | - | - | - | - | - | 24 | |
| LOVING, Chris | 1 | - | - | - | - | - | - | 6 | |
| EZZARD, A.J. | 1 | - | - | - | - | - | - | 6 | |
| IVERY, Willy | 1 | - | - | - | - | - | - | 6 | |
| JIMMERSON, A. | 1 | - | - | - | - | - | - | 6 | |
| Total | 8 | 6-9 | 8-8 | - | - | - | - | 74 | |
| Opponents | 34 | 3-4 | 33-34 | - | - | - | - | 246 | |

| Score by Quarters | | | | | | |
|-------------------|-----|-----|-----|-----|----|-------|
| | 1st | 2nd | 3rd | 4th | OT | Total |
| North Texas | 6 | 23 | 17 | 28 | 0 | 74 |
| Opponents | 42 | 83 | 65 | 56 | 0 | 246 |

| Interceptions | | | | | | | | | |
|---------------|-----|------|------|----|---|----|---|----|---|
| no. | yds | avg | td | lg | | | | | |
| KEENA, Eric | 27 | 1261 | 46.7 | 63 | 1 | 15 | 6 | 10 | 0 |
| MACEK, Blake | 4 | 121 | 30.2 | 41 | 2 | 1 | 1 | 0 | 1 |
| TEAM | 1 | 13 | 13.0 | 13 | 0 | 0 | 0 | 0 | 0 |

| Punting | | | | | | | | | |
|---------------|-----|-----|------|----|----|-----|-----|-----|--|
| no. | yds | avg | lg | tb | fc | i20 | 50+ | blk | |
| KIDSY, Darvin | 7 | 34 | 4.9 | 0 | 20 | | | | |
| Total | 7 | 34 | 4.9 | 0 | 20 | | | | |
| Opponents | 7 | 110 | 15.7 | 0 | 38 | | | | |

| Kick Returns | | | | | | | | | |
|-----------------|-----|-----|------|----|----|--|--|--|--|
| no. | yds | avg | td | lg | | | | | |
| BRADLEY, D. | 9 | 166 | 18.4 | 0 | 33 | | | | |
| KIDSY, Darvin | 6 | 129 | 21.5 | 0 | 27 | | | | |
| WILSON, Jeffrey | 4 | 119 | 29.8 | 0 | 50 | | | | |
| SMILEY, Turner | 1 | 15 | 15.0 | 0 | 15 | | | | |
| ROBERTS, J. | 1 | 0 | 0.0 | 0 | 0 | | | | |
| Total | 21 | 429 | 20.4 | 0 | 50 | | | | |
| Opponents | 11 | 254 | 23.1 | 0 | 40 | | | | |

| All Purpose | | | | | | | | | |
|-----------------|------|------|------|-----|-----|-------|-------|--|--|
| g | rush | rcv | pr | kr | ir | total | avg/g | | |
| HARRIS, Carlos | 5 | 24 | 469 | 0 | 0 | 493 | 98.6 | | |
| WILSON, Jeffrey | 3 | 260 | 23 | 0 | 119 | 402 | 134.0 | | |
| JIMMERSON, A. | 5 | 210 | 12 | 0 | 0 | 222 | 44.4 | | |
| KIDSY, Darvin | 5 | 0 | 24 | 34 | 129 | 187 | 37.4 | | |
| BRADLEY, D. | 5 | 0 | 0 | 0 | 166 | 166 | 33.2 | | |
| Total | 5 | 731 | 927 | 34 | 429 | 2121 | 424.2 | | |
| Opponents | 5 | 1288 | 1449 | 110 | 254 | 3223 | 644.6 | | |

| Total Offense | | | | | | | | | |
|-----------------|-------|------|------|-------|-------|-------|--|--|--|
| g | plays | rush | pass | total | avg/g | | | | |
| MCNULTY, Andrew | 5 | 172 | -36 | 756 | 720 | 144.0 | | | |
| WILSON, Jeffrey | 3 | 46 | 260 | 0 | 260 | 86.7 | | | |
| JIMMERSON, A. | 5 | 54 | 210 | 0 | 210 | 42.0 | | | |
| SMITH, DaMarcus | 3 | 27 | 35 | 105 | 140 | 46.7 | | | |
| IVERY, Willy | 4 | 21 | 134 | 0 | 134 | 33.5 | | | |
| Total | 5 | 370 | 731 | 927 | 1658 | 331.6 | | | |
| Opponents | 5 | 369 | 1288 | 1449 | 2737 | 547.4 | | | |

| Tackles | | | | | | | | | | Sacks | | | Pass defense | | | Fumbles | | | blkd | | |
|---------|-------------------|----|----|----|-----|---------|--------|---------|------|-------|---------|----|--------------|-----|--|---------|--|--|------|--|--|
| ## | Defensive Leaders | gp | ua | a | tot | tfl/yds | no-yds | int-yds | brup | qbh | rcv-yds | ff | kick | saf | | | | | | | |
| 23 | MCCLAIN, K. | 5 | 39 | 7 | 46 | | | | 2 | | | 1 | | | | | | | | | |
| 21 | GRAY, James | 5 | 33 | 13 | 46 | 1.0-3 | | | 3 | | | | | | | | | | | | |
| 32 | SCOTT, Fred | 5 | 16 | 15 | 31 | 2.5-8 | 1.0-4 | | | 1 | 1-0 | | | | | | | | | | |
| 27 | BEAN, Blake | 3 | 15 | 7 | 22 | | | | | | | 1 | | | | | | | | | |

NORTH TEXAS FOOTBALL

2015 NORTH TEXAS OVERALL TEAM STATISTICS

| Team Statistics | NT | OPP |
|-------------------------|------------|-------------|
| SCORING | 74 | 246 |
| Points Per Game | 14.8 | 49.2 |
| Points Off Turnovers | 13 | 47 |
| FIRST DOWNS | 98 | 129 |
| Rushing | 48 | 62 |
| Passing | 39 | 54 |
| Penalty | 11 | 13 |
| RUSHING YARDAGE | 731 | 1288 |
| Yards gained rushing | 884 | 1400 |
| Yards lost rushing | 153 | 112 |
| Rushing Attempts | 185 | 226 |
| Average Per Rush | 4.0 | 5.7 |
| Average Per Game | 146.2 | 257.6 |
| TDs Rushing | 3 | 18 |
| PASSING YARDAGE | 927 | 1449 |
| Comp-Att-Int | 82-185-6 | 105-143-0 |
| Average Per Pass | 5.0 | 10.1 |
| Average Per Catch | 11.3 | 13.8 |
| Average Per Game | 185.4 | 289.8 |
| TDs Passing | 5 | 14 |
| TOTAL OFFENSE | 1658 | 2737 |
| Total Plays | 370 | 369 |
| Average Per Play | 4.5 | 7.4 |
| Average Per Game | 331.6 | 547.4 |
| KICK RETURNS: #-Yards | 21-429 | 11-254 |
| PUNT RETURNS: #-Yards | 7-34 | 7-110 |
| INT RETURNS: #-Yards | 0-0 | 6-122 |
| KICK RETURN AVERAGE | 20.4 | 23.1 |
| PUNT RETURN AVERAGE | 4.9 | 15.7 |
| INT RETURN AVERAGE | 0.0 | 20.3 |
| FUMBLES-LOST | 9-6 | 6-5 |
| PENALTIES-Yards | 32-294 | 30-286 |
| Average Per Game | 58.8 | 57.2 |
| PUNTS-Yards | 32-1395 | 17-706 |
| Average Per Punt | 43.6 | 41.5 |
| Net punt average | 38.3 | 39.5 |
| KICKOFFS-Yards | 19-1231 | 41-2449 |
| Average Per Kick | 64.8 | 59.7 |
| Net kick average | 40.9 | 40.1 |
| TIME OF POSSESSION/Game | 25:22 | 34:38 |
| 3RD-DOWN Conversions | 29/85 | 38/65 |
| 3rd-Down Pct | 34% | 58% |
| 4TH-DOWN Conversions | 7/13 | 1/4 |
| 4th-Down Pct | 54% | 25% |
| SACKS BY-Yards | 8-34 | 15-106 |
| MISC YARDS | 0 | 0 |
| TOUCHDOWNS SCORED | 8 | 34 |
| FIELD GOALS-ATTEMPTS | 6-9 | 3-4 |
| ON-SIDE KICKS | 0-0 | 0-0 |
| RED-ZONE SCORES | (8-11) 73% | (23-27) 85% |
| RED-ZONE TOUCHDOWNS | (4-11) 36% | (21-27) 78% |
| PAT-ATTEMPTS | (8-8) 100% | (33-34) 97% |
| ATTENDANCE | 39403 | 107872 |
| Games/Avg Per Game | 2/19702 | 3/35957 |
| Neutral Site Games | | 0/0 |

| Score by Quarters | 1st | 2nd | 3rd | 4th | OT | Total |
|--------------------------|------------|------------|------------|------------|-----------|--------------|
| North Texas | 6 | 23 | 17 | 28 | 0 | 74 |
| Opponents | 42 | 83 | 65 | 56 | 0 | 246 |

NORTH TEXAS FOOTBALL

2015 NORTH TEXAS GAME-BY-GAME STATISTICS

| Date | Opponent | Rushing | | | | Receiving | | | | Passing | | | | Kick Returns | | | | Punt Returns | | | | tot off |
|-----------|------------------|---------|------|----|----|-----------|------|----|----|-------------|------|----|----|--------------|-----|----|----|--------------|-----|----|----|------------|
| | | no. | yds | td | lg | no. | yds | td | lg | cmp-att-int | yds | td | lg | no. | yds | td | lg | no. | yds | td | lg | |
| Sep 12 | at SMU | 33 | 112 | 1 | 25 | 16 | 128 | 0 | 19 | 16-34-2 | 128 | 0 | 19 | 2 | 36 | 0 | 21 | 2 | 18 | 0 | 13 | 240 |
| Sep 19 | RICE | 27 | 175 | 1 | 27 | 19 | 303 | 2 | 93 | 19-35-1 | 303 | 2 | 93 | 4 | 112 | 0 | 33 | 1 | -2 | 0 | 0 | 478 |
| Sep 26 | at IOWA | 45 | 183 | 0 | 28 | 17 | 173 | 1 | 24 | 17-43-2 | 173 | 1 | 24 | 3 | 46 | 0 | 18 | 0 | 0 | 0 | 0 | 356 |
| Oct 03 | at Southern Miss | 49 | 185 | 1 | 24 | 14 | 201 | 1 | 61 | 14-32-1 | 201 | 1 | 61 | 5 | 77 | 0 | 24 | 1 | 3 | 0 | 3 | 386 |
| Oct 10 | PORTLAND ST. | 31 | 76 | 0 | 15 | 16 | 122 | 1 | 17 | 16-41-0 | 122 | 1 | 17 | 7 | 158 | 0 | 50 | 3 | 15 | 0 | 20 | 198 |
| Opponents | | 185 | 731 | 3 | 28 | 82 | 927 | 5 | 93 | 82-185-6 | 927 | 5 | 93 | 21 | 429 | 0 | 50 | 7 | 34 | 0 | 20 | 1658 |
| Opponents | | 226 | 1288 | 18 | 70 | 105 | 1449 | 14 | 81 | 105-143-0 | 1449 | 14 | 81 | 11 | 254 | 0 | 40 | 7 | 110 | 0 | 38 | 2737 |

Games: 5 • Avg/rush: 4.0 • Avg/catch: 11.3 • Pass effic: 88.85 • KR avg: 20.4 • PR avg: 4.9 • All purpose avg/game: 424.2 • Total offense avg/gm: 331.6

| Date | Opponent | Tackles | | | | Sacks | | Fumble | | Pass Defense | | | blkd | | PAT Attempts | | | off | | |
|-----------|------------------|---------|-----|-------|----------|----------|----|--------|---------|--------------|------|------|-------|------|--------------|-----|-----|-----|-----|--|
| | | ua | a | total | tfl-yds | no-yds | ff | fr-yds | int-yds | qbh | brup | kick | kick | rush | rcv | saf | t/o | pts | | |
| Sep 12 | at SMU | 59 | 10 | 69 | 5.0-33 | 2.0-7 | 2 | 3-0 | 0-0 | 2 | 3 | 0 | 1-1 | 0 | 0 | 0 | 0 | 3 | 13 | |
| Sep 19 | RICE | 54 | 38 | 92 | 7.0-28 | 4.0-16 | 0 | 0-0 | 0-0 | 0 | 0 | 0 | 3-3 | 0 | 0 | 0 | 0 | 0 | 24 | |
| Sep 26 | at IOWA | 37 | 42 | 79 | 5.0-19 | 1.0-8 | 1 | 2-0 | 0-0 | 1 | 0 | 0 | 1-1 | 0 | 0 | 0 | 0 | 10 | 16 | |
| Oct 03 | at Southern Miss | 54 | 4 | 58 | 3.0-7 | 0.0-0 | 0 | 0-0 | 0-0 | 1 | 3 | 0 | 2-2 | 0 | 0 | 0 | 0 | 0 | 14 | |
| Oct 10 | PORTLAND ST. | 32 | 28 | 60 | 7.0-18 | 1.0-3 | 0 | 0-0 | 0-0 | 0 | 4 | 0 | 1-1 | 0 | 0 | 0 | 0 | 0 | 7 | |
| Opponents | | 236 | 122 | 358 | 27.0-105 | 8.0-34 | 3 | 5-0 | 0-0 | 4 | 10 | 0 | 8-8 | 0 | 0 | 0 | 0 | 13 | 74 | |
| Opponents | | 204 | 112 | 316 | 29.0-145 | 15.0-106 | 7 | 6-0 | 6-122 | 10 | 23 | 1 | 33-34 | 0 | 0 | 0 | 0 | 47 | 246 | |

| Date | Opponent | Punting | | | | | | | Field Goals | | | Kickoffs | | | | | | |
|-----------|------------------|---------|------|------|------|------|----|----|-------------|-----|--------|----------|------|-----|------|------|----|----|
| | | no. | yds | avg | long | blkd | tb | fc | 50+ | i20 | md-att | long | blkd | no. | yds | avg | tb | ob |
| Sep 12 | at SMU | 5 | 207 | 41.4 | 55 | 0 | 1 | 1 | 1 | 1 | 2-3 | 25 | 0 | 4 | 264 | 66.0 | 2 | 0 |
| Sep 19 | RICE | 2 | 69 | 34.5 | 51 | 0 | 0 | 0 | 1 | 1 | 1-2 | 23 | 0 | 5 | 319 | 63.8 | 4 | 0 |
| Sep 26 | at IOWA | 8 | 379 | 47.4 | 58 | 0 | 0 | 4 | 3 | 3 | 3-3 | 38 | 0 | 5 | 323 | 64.6 | 1 | 0 |
| Oct 03 | at Southern Miss | 6 | 266 | 44.3 | 63 | 0 | 1 | 4 | 1 | 0 | 0-1 | 0 | 0 | 3 | 192 | 64.0 | 1 | 0 |
| Oct 10 | PORTLAND ST. | 11 | 474 | 43.1 | 59 | 1 | 1 | 7 | 4 | 2 | 0-0 | 0 | 0 | 2 | 133 | 66.5 | 0 | 0 |
| Opponents | | 32 | 1395 | 43.6 | 63 | 1 | 3 | 16 | 10 | 7 | 6-9 | 38 | 0 | 19 | 1231 | 64.8 | 8 | 0 |
| Opponents | | 17 | 706 | 41.5 | 57 | 0 | 0 | 1 | 3 | 7 | 3-4 | 46 | 0 | 41 | 2449 | 59.7 | 15 | 0 |

NORTH TEXAS FOOTBALL

2015 NORTH TEXAS INDIVIDUAL STATISTICS

| Rushing | gp | att | gain | loss | net | avg | td | lg | avg/g |
|-----------------|----|-----|------|------|------|------|----|----|-------|
| WILSON, Jeffrey | 3 | 46 | 264 | 4 | 260 | 5.7 | 0 | 20 | 86.7 |
| JIMMERSON, A. | 5 | 54 | 231 | 21 | 210 | 3.9 | 1 | 27 | 42.0 |
| IVERY, Willy | 4 | 21 | 147 | 13 | 134 | 6.4 | 1 | 28 | 33.5 |
| TUCKER, Andrew | 4 | 15 | 75 | 0 | 75 | 5.0 | 0 | 18 | 18.8 |
| SMITH, DaMarcus | 3 | 9 | 47 | 12 | 35 | 3.9 | 0 | 15 | 11.7 |
| HARRIS, Carlos | 5 | 4 | 24 | 0 | 24 | 6.0 | 0 | 12 | 4.8 |
| EZZARD, A.J. | 3 | 7 | 21 | 1 | 20 | 2.9 | 1 | 5 | 6.7 |
| SMILEY, Turner | 4 | 1 | 10 | 0 | 10 | 10.0 | 0 | 10 | 2.5 |
| ROLLINS, Rex | 1 | 2 | 8 | 0 | 8 | 4.0 | 0 | 6 | 8.0 |
| LYNN, Jarrod | 4 | 3 | 2 | 1 | 1 | 0.3 | 0 | 1 | 0.2 |
| GREER, Josh | 2 | 1 | 0 | 4 | -4 | -4.0 | 0 | 0 | -2.0 |
| TEAM | 2 | 1 | 0 | 6 | -6 | -6.0 | 0 | 0 | -3.0 |
| MCNULTY, Andrew | 5 | 21 | 55 | 91 | -36 | -1.7 | 0 | 18 | -7.2 |
| Total | 5 | 185 | 884 | 153 | 731 | 4.0 | 3 | 28 | 146.2 |
| Opponents | 5 | 226 | 1400 | 112 | 1288 | 5.7 | 18 | 70 | 257.6 |

| Passing | gp | effic | comp-att-int | pct | yds | td | lg | avg/g |
|-----------------|----|--------|--------------|-------|------|----|----|-------|
| MCNULTY, Andrew | 5 | 89.67 | 70-151-4 | 46.4 | 756 | 3 | 93 | 151.2 |
| SMITH, DaMarcus | 3 | 89.56 | 6-18-1 | 33.3 | 105 | 1 | 61 | 35.0 |
| GREER, Josh | 2 | 53.60 | 5-15-1 | 33.3 | 60 | 0 | 24 | 30.0 |
| HARRIS, Carlos | 5 | 480.40 | 1-1-0 | 100.0 | 6 | 1 | 6 | 1.2 |
| Total | 5 | 88.85 | 82-185-6 | 44.3 | 927 | 5 | 93 | 185.4 |
| Opponents | 5 | 190.85 | 105-143-0 | 73.4 | 1449 | 14 | 81 | 289.8 |

| Receiving | gp | no. | yds | avg | td | lg | avg/g |
|-----------------|----|-----|------|------|----|----|-------|
| HARRIS, Carlos | 5 | 36 | 469 | 13.0 | 4 | 93 | 93.8 |
| SMITH, Marcus | 5 | 11 | 106 | 9.6 | 0 | 17 | 21.2 |
| LOVING, Chris | 4 | 10 | 126 | 12.6 | 1 | 29 | 31.5 |
| SMILEY, Turner | 4 | 8 | 124 | 15.5 | 0 | 39 | 31.0 |
| GOREE, Tee | 4 | 4 | 10 | 2.5 | 0 | 10 | 2.5 |
| KIDSY, Darwin | 5 | 3 | 24 | 8.0 | 0 | 12 | 4.8 |
| THOMPSON, T. | 5 | 3 | 16 | 5.3 | 0 | 8 | 3.2 |
| JIMMERSON, A. | 5 | 2 | 12 | 6.0 | 0 | 10 | 2.4 |
| WILSON, Jeffrey | 3 | 1 | 23 | 23.0 | 0 | 23 | 7.7 |
| EZZARD, A.J. | 3 | 1 | 8 | 8.0 | 0 | 8 | 2.7 |
| ROLLINS, Rex | 1 | 1 | 3 | 3.0 | 0 | 3 | 3.0 |
| IVERY, Willy | 4 | 1 | 3 | 3.0 | 0 | 3 | 0.8 |
| RUTHERFORD, O. | 3 | 1 | 3 | 3.0 | 0 | 3 | 1.0 |
| Total | 5 | 82 | 927 | 11.3 | 5 | 93 | 185.4 |
| Opponents | 5 | 105 | 1449 | 13.8 | 14 | 81 | 289.8 |

| Punt Returns | no. | yds | avg | td | lg |
|---------------|-----|-----|------|----|----|
| KIDSY, Darwin | 7 | 34 | 4.9 | 0 | 20 |
| Total | 7 | 34 | 4.9 | 0 | 20 |
| Opponents | 7 | 110 | 15.7 | 0 | 38 |

| Interceptions | no. | yds | avg | td | lg |
|---------------|-----|-----|------|----|----|
| Total | 0 | 0 | 0.0 | 0 | 0 |
| Opponents | 6 | 122 | 20.3 | 2 | 88 |

| Kick Returns | no. | yds | avg | td | lg |
|-----------------|-----|-----|------|----|----|
| BRADLEY, D. | 9 | 166 | 18.4 | 0 | 33 |
| KIDSY, Darwin | 6 | 129 | 21.5 | 0 | 27 |
| WILSON, Jeffrey | 4 | 119 | 29.8 | 0 | 50 |
| ROBERTS, J. | 1 | 0 | 0.0 | 0 | 0 |
| SMILEY, Turner | 1 | 15 | 15.0 | 0 | 15 |
| Total | 21 | 429 | 20.4 | 0 | 50 |
| Opponents | 11 | 254 | 23.1 | 0 | 40 |

| Fumble Returns | no. | yds | avg | td | lg |
|----------------|-----|-----|-----|----|----|
| Total | 0 | 0 | 0.0 | 0 | 0 |
| Opponents | 0 | 0 | 0.0 | 0 | 0 |

NORTH TEXAS FOOTBALL

2015 NORTH TEXAS INDIVIDUAL STATISTICS

| Scoring | td | fg | PAT | | | | dpx | saf | pts | Total Offense | q | plays | rush | pass | total | avg/q |
|------------------|-----------|------------|--------------|----------|----------|----------|----------|----------|------------|------------------|----------|------------|-------------|-------------|-------------|--------------|
| | | | kick | rush | rcv | pass | | | | | | | | | | |
| MOORE, Trevor | - | 6-9 | 8-8 | - | - | - | - | - | 26 | MCNULTY, Andrew | 5 | 172 | -36 | 756 | 720 | 144.0 |
| HARRIS, Carlos | 4 | - | - | - | - | - | - | - | 24 | WILSON, Jeffrey | 3 | 46 | 260 | 0 | 260 | 86.7 |
| LOVING, Chris | 1 | - | - | - | - | - | - | - | 6 | JIMMERSON, A. | 5 | 54 | 210 | 0 | 210 | 42.0 |
| JIMMERSON, A. | 1 | - | - | - | - | - | - | - | 6 | SMITH, DaMarcus | 3 | 27 | 35 | 105 | 140 | 46.7 |
| IVERY, Willy | 1 | - | - | - | - | - | - | - | 6 | IVERY, Willy | 4 | 21 | 134 | 0 | 134 | 33.5 |
| EZZARD, A.J. | 1 | - | - | - | - | - | - | - | 6 | TUCKER, Andrew | 4 | 15 | 75 | 0 | 75 | 18.8 |
| Total | 8 | 6-9 | 8-8 | - | - | - | - | - | 74 | GREER, Josh | 2 | 16 | -4 | 60 | 56 | 28.0 |
| Opponents | 34 | 3-4 | 33-34 | - | - | - | - | - | 246 | HARRIS, Carlos | 5 | 5 | 24 | 6 | 30 | 6.0 |
| | | | | | | | | | | EZZARD, A.J. | 3 | 7 | 20 | 0 | 20 | 6.7 |
| | | | | | | | | | | SMILEY, Turner | 4 | 1 | 10 | 0 | 10 | 2.5 |
| | | | | | | | | | | ROLLINS, Rex | 1 | 2 | 8 | 0 | 8 | 8.0 |
| | | | | | | | | | | LYNN, Jarrod | 4 | 3 | 1 | 0 | 1 | 0.2 |
| | | | | | | | | | | TEAM | 2 | 1 | -6 | 0 | -6 | -3.0 |
| | | | | | | | | | | Total | 5 | 370 | 731 | 927 | 1658 | 331.6 |
| | | | | | | | | | | Opponents | 5 | 369 | 1288 | 1449 | 2737 | 547.4 |

| Field Goals | fg | pct. | 01-19 | 20-29 | 30-39 | 40-49 | 50-99 | lg | blk | Punting | no. | yds | avg | lg | tb | fc | i20 | 50+ | blk |
|---------------|-----|------|-------|-------|-------|-------|-------|----|-----|------------------|-----------|-------------|-------------|-----------|----------|-----------|----------|-----------|----------|
| MOORE, Trevor | 6-9 | 66.7 | 0-0 | 3-3 | 3-3 | 0-2 | 0-1 | 38 | 0 | KEENA, Eric | 27 | 1261 | 46.7 | 63 | 1 | 15 | 6 | 10 | 0 |
| | | | | | | | | | | MACEK, Blake | 4 | 121 | 30.2 | 41 | 2 | 1 | 1 | 0 | 1 |
| | | | | | | | | | | TEAM | 1 | 13 | 13.0 | 13 | 0 | 0 | 0 | 0 | 0 |
| | | | | | | | | | | Total | 32 | 1395 | 43.6 | 63 | 3 | 16 | 7 | 10 | 1 |
| | | | | | | | | | | Opponents | 17 | 706 | 41.5 | 57 | 0 | 1 | 7 | 3 | 0 |

| FG Sequence | North Texas | Opponents |
|---------------|----------------|-----------|
| SMU | (25),(25),48 | (27) |
| RICE | (23),53 | 29,(20) |
| IOWA | (38),(38),(31) | - |
| Southern Miss | 46 | - |
| Portland St. | - | (46) |

Numbers in (parentheses) indicate field goal was made.

| Kickoffs | no. | yds | avg | tb | ob | retn | net | ydln |
|------------------|-----------|-------------|-------------|-----------|----------|-------------|-------------|-----------|
| KEENA, Eric | 18 | 1168 | 64.9 | 8 | 0 | | | |
| MOORE, Trevor | 1 | 63 | 63.0 | 0 | 0 | | | |
| Total | 19 | 1231 | 64.8 | 8 | 0 | 23.1 | 40.9 | 24 |
| Opponents | 41 | 2449 | 59.7 | 15 | 0 | 20.4 | 40.1 | 24 |

| All Purpose | q | rush | rcv | pr | kr | ir | total | avg/q |
|------------------|----------|-------------|-------------|------------|------------|------------|-------------|--------------|
| HARRIS, Carlos | 5 | 24 | 469 | 0 | 0 | 0 | 493 | 98.6 |
| WILSON, Jeffrey | 3 | 260 | 23 | 0 | 119 | 0 | 402 | 134.0 |
| JIMMERSON, A. | 5 | 210 | 12 | 0 | 0 | 0 | 222 | 44.4 |
| KIDSY, Darwin | 5 | 0 | 24 | 34 | 129 | 0 | 187 | 37.4 |
| BRADLEY, D. | 5 | 0 | 0 | 0 | 166 | 0 | 166 | 33.2 |
| SMILEY, Turner | 4 | 10 | 124 | 0 | 15 | 0 | 149 | 37.2 |
| IVERY, Willy | 4 | 134 | 3 | 0 | 0 | 0 | 137 | 34.2 |
| LOVING, Chris | 4 | 0 | 126 | 0 | 0 | 0 | 126 | 31.5 |
| SMITH, Marcus | 5 | 0 | 106 | 0 | 0 | 0 | 106 | 21.2 |
| TUCKER, Andre | 4 | 75 | 0 | 0 | 0 | 0 | 75 | 18.8 |
| SMITH, DaMarc | 3 | 35 | 0 | 0 | 0 | 0 | 35 | 11.7 |
| EZZARD, A.J. | 3 | 20 | 8 | 0 | 0 | 0 | 28 | 9.3 |
| THOMPSON, T. | 5 | 0 | 16 | 0 | 0 | 0 | 16 | 3.2 |
| ROLLINS, Rex | 1 | 8 | 3 | 0 | 0 | 0 | 11 | 11.0 |
| GOREE, Tee | 4 | 0 | 10 | 0 | 0 | 0 | 10 | 2.5 |
| RUTHERFORD, | 3 | 0 | 3 | 0 | 0 | 0 | 3 | 1.0 |
| LYNN, Jarrod | 4 | 1 | 0 | 0 | 0 | 0 | 1 | 0.2 |
| GREER, Josh | 2 | -4 | 0 | 0 | 0 | 0 | -4 | -2.0 |
| TEAM | 2 | -6 | 0 | 0 | 0 | 0 | -6 | -3.0 |
| MCNULTY, Andr | 5 | -36 | 0 | 0 | 0 | 0 | -36 | -7.2 |
| Total | 5 | 731 | 927 | 34 | 429 | 0 | 2121 | 424.2 |
| Opponents | 5 | 1288 | 1449 | 110 | 254 | 122 | 3223 | 644.6 |

NORTH TEXAS FOOTBALL

2015 NORTH TEXAS DEFENSIVE STATISTICS

| # | Defensive Leaders | gp | Tackles | | | | tfl/yds | Sacks no-yds | Pass defense | | | Fumbles | | blkd | |
|-----------|-------------------|----|---------|-----|-----|--------|---------|-----------------|--------------|------|-----|---------|----|------|-----|
| | | | ua | a | tot | | | | int-yds | brup | qbh | rcv-yds | ff | kick | saf |
| 23 | MCCLAIN, K. | 5 | 39 | 7 | 46 | . | . | . | 2 | . | . | 1 | . | . | |
| 21 | GRAY, James | 5 | 33 | 13 | 46 | 1.0-3 | . | . | 3 | . | . | . | . | . | |
| 32 | SCOTT, Fred | 5 | 16 | 15 | 31 | 2.5-8 | 1.0-4 | . | . | 1 | 1-0 | . | . | . | |
| 27 | BEAN, Blake | 3 | 15 | 7 | 22 | . | . | . | . | . | . | 1 | . | . | |
| 43 | WALLACE, A. | 5 | 11 | 10 | 21 | 1.5-4 | . | . | . | . | 1-0 | . | . | . | |
| 24 | WHITFIELD, Zac | 5 | 14 | 5 | 19 | . | . | . | 2 | . | . | . | . | . | |
| 37 | GARNER, Brandon | 5 | 12 | 3 | 15 | 3.0-5 | . | . | . | . | . | . | . | . | |
| 16 | DAVIS, Chad | 5 | 11 | 4 | 15 | 1.5-3 | 1.0-1 | . | 2 | . | . | 1 | . | . | |
| 99 | FLUSCHE, Andy | 5 | 5 | 8 | 13 | 1.5-3 | . | . | 1 | . | . | . | . | . | |
| 17 | FINNEY, Cortney | 5 | 6 | 6 | 12 | 1.0-3 | 1.0-3 | . | . | . | 1-0 | . | . | . | |
| 15 | TAUAAALO, T.J. | 5 | 5 | 7 | 12 | 0.5-1 | . | . | . | . | . | . | . | . | |
| 48 | WALLACE, S. | 5 | 5 | 6 | 11 | . | . | . | . | . | . | . | . | . | |
| 3 | MINOR, Calvin | 3 | 4 | 6 | 10 | 1.0-4 | . | . | . | . | . | . | . | . | |
| 30 | ROBERTS, J. | 5 | 7 | 2 | 9 | 6.5-31 | 4.0-20 | . | . | 2 | . | . | . | . | |
| 91 | ORR, Austin | 5 | 4 | 4 | 8 | 2.0-5 | . | . | . | 1 | 1-0 | . | . | . | |
| 49 | YOUNG, Roderick | 5 | 6 | 2 | 8 | 1.0-6 | 1.0-6 | . | . | . | . | . | . | . | |
| 20 | FERNANDES, C. | 1 | 5 | 1 | 6 | 1.0-6 | . | . | . | . | . | . | . | . | |
| 56 | DILONGA, Malik | 5 | 4 | 2 | 6 | 1.0-3 | . | . | . | . | . | . | . | . | |
| 19 | SCHILLECI, John | 4 | 6 | . | 6 | 2.0-20 | . | . | . | . | 1-0 | . | . | . | |
| 8 | MARSHALL, Jamal | 5 | 2 | 3 | 5 | . | . | . | . | . | . | . | . | . | |
| 34 | BROOKS, Nate | 3 | 3 | 1 | 4 | . | . | . | . | . | . | . | . | . | |
| 41 | PRESTON, Ashton | 5 | 4 | . | 4 | . | . | . | . | . | . | . | . | . | |
| 44 | MOORE, Sid | 3 | 2 | 2 | 4 | . | . | . | . | . | . | . | . | . | |
| 90 | JOHNSON, Ti. | 5 | 4 | . | 4 | . | . | . | . | . | . | . | . | . | |
| 7 | COMBS, Jareid | 5 | 2 | 1 | 3 | . | . | . | . | . | . | . | . | . | |
| 5E | DASH, Matthew | 4 | 2 | 1 | 3 | . | . | . | . | . | . | . | . | . | |
| 84 | KEENA, Eric | 5 | 2 | 1 | 3 | . | . | . | . | . | . | . | . | . | |
| 6 | ELLIS, Sed | 4 | 3 | . | 3 | . | . | . | . | . | . | . | . | . | |
| 39 | LYNN, Jarrod | 4 | . | 2 | 2 | . | . | . | . | . | . | . | . | . | |
| 18 | SMITH, Marcus | 5 | 2 | . | 2 | . | . | . | . | . | . | . | . | . | |
| 3C | GOREE, Tee | 4 | 1 | . | 1 | . | . | . | . | . | . | . | . | . | |
| 25 | TUCKER, Andrew | 4 | 1 | . | 1 | . | . | . | . | . | . | . | . | . | |
| 42 | POLK, Chad | 4 | . | 1 | 1 | . | . | . | . | . | . | . | . | . | |
| 82 | BRADLEY, D. | 5 | . | 1 | 1 | . | . | . | . | . | . | . | . | . | |
| 5 | MCNULTY, Andrew | 5 | . | 1 | 1 | . | . | . | . | . | . | . | . | . | |
| Total | | 5 | 236 | 122 | 358 | 27-105 | 8-34 | . | 10 | 4 | 5-0 | 3 | . | . | |
| Opponents | | 5 | 204 | 112 | 316 | 29-145 | 15-106 | 6-122 | 23 | 10 | 6-0 | 7 | 1 | . | |

NORTH TEXAS FOOTBALL

2015 NORTH TEXAS INDIVIDUAL SEASON AND CAREER HIGHS

SEASON

CAREER

| Rushing | gp | att | gain | loss | net | avg | td | lg | avg/g | gp | att | gain | loss | net | avg | td | lg | avg/g |
|-----------------|----|-----|------|------|------|------|----|----|-------|----|-----|------|------|------|------|----|----|-------|
| WILSON, Jeffrey | 3 | 46 | 264 | 4 | 260 | 5.7 | 0 | 20 | 86.7 | 12 | 96 | 490 | 6 | 484 | 5.0 | 1 | 20 | 40.3 |
| JIMMERSON, A. | 5 | 54 | 231 | 21 | 210 | 3.9 | 1 | 27 | 42.0 | 39 | 389 | 1891 | 102 | 1789 | 4.6 | 18 | 45 | 45.9 |
| IVERY, Willy | 4 | 21 | 147 | 13 | 134 | 6.4 | 1 | 28 | 33.5 | 10 | 28 | 152 | 23 | 129 | 4.6 | 1 | 28 | 12.9 |
| TUCKER, Andrew | 4 | 15 | 75 | 0 | 75 | 5.0 | 0 | 18 | 18.8 | 15 | 23 | 119 | 0 | 119 | 5.2 | 0 | 20 | 7.9 |
| SMITH, DaMarcus | 3 | 9 | 47 | 12 | 35 | 3.9 | 0 | 15 | 11.7 | 3 | 9 | 47 | 12 | 35 | 3.9 | 0 | 15 | 11.7 |
| HARRIS, Carlos | 5 | 4 | 24 | 0 | 24 | 6.0 | 0 | 12 | 4.8 | 42 | 18 | 180 | 6 | 174 | 9.7 | 1 | 43 | 4.1 |
| EZZARD, A.J. | 3 | 7 | 21 | 1 | 20 | 2.9 | 1 | 5 | 6.7 | 3 | 7 | 21 | 1 | 20 | 2.9 | 1 | 5 | 6.7 |
| SMILEY, Turner | 4 | 1 | 10 | 0 | 10 | 10.0 | 0 | 10 | 2.5 | 16 | 3 | 23 | 0 | 23 | 7.7 | 0 | 11 | 1.4 |
| ROLLINS, Rex | 1 | 2 | 8 | 0 | 8 | 4.0 | 0 | 6 | 8.0 | 10 | 20 | 114 | 14 | 100 | 5.0 | 0 | 30 | 10.0 |
| LYNN, Jarrod | 4 | 3 | 2 | 1 | 1 | 0.3 | 0 | 1 | 0.2 | 16 | 15 | 48 | 1 | 47 | 3.1 | 1 | 9 | 2.9 |
| GREER, Josh | 2 | 1 | 0 | 4 | -4 | -4.0 | 0 | 0 | -2.0 | 5 | 11 | 8 | 54 | -46 | -4.2 | 1 | 5 | -9.2 |
| TEAM | 2 | 1 | 0 | 6 | -6 | -6.0 | 0 | 0 | -3.0 | | | | | | | | | |
| MCNULTY, Andrew | 5 | 21 | 55 | 91 | -36 | -1.7 | 0 | 18 | -7.2 | 30 | 90 | 333 | 254 | 79 | 0.9 | 3 | 65 | 2.6 |
| Total | 5 | 185 | 884 | 153 | 731 | 4.0 | 3 | 28 | 146.2 | | | | | | | | | |
| Opponents | 5 | 226 | 1400 | 112 | 1288 | 5.7 | 18 | 70 | 257.6 | | | | | | | | | |

| Passing | gp | effic | comp-att-int | pct | yds | td | lg | avg/g | gp | effic | comp-att-int | pct | yds | td | lg | avg/g |
|-----------------|----|--------|--------------|-------|------|----|----|-------|----|--------|--------------|-------|------|----|----|-------|
| MCNULTY, Andrew | 5 | 89.67 | 70-151-4 | 46.4 | 756 | 3 | 93 | 151.2 | 30 | 102.65 | 213-410-15 | 52.0 | 2439 | 10 | 93 | 81.3 |
| SMITH, DaMarcus | 3 | 89.56 | 6-18-1 | 33.3 | 105 | 1 | 61 | 35.0 | 3 | 89.56 | 6-18-1 | 33.3 | 105 | 1 | 61 | 35.0 |
| GREER, Josh | 2 | 53.60 | 5-15-1 | 33.3 | 60 | 0 | 24 | 30.0 | 5 | 65.24 | 29-65-3 | 44.6 | 231 | 0 | 24 | 46.2 |
| HARRIS, Carlos | 5 | 480.40 | 1-1-0 | 100.0 | 6 | 1 | 6 | 1.2 | 42 | 480.40 | 1-1-0 | 100.0 | 6 | 1 | 6 | 0.1 |
| Total | 5 | 88.85 | 82-185-6 | 44.3 | 927 | 5 | 93 | 185.4 | | | | | | | | |
| Opponents | 5 | 190.85 | 105-143-0 | 73.4 | 1449 | 14 | 81 | 289.8 | | | | | | | | |

| Receiving | gp | no. | yds | avg | td | lg | avg/g | gp | no. | yds | avg | td | lg | avg/g |
|-----------------|----|-----|------|------|----|----|-------|----|-----|------|------|----|----|-------|
| HARRIS, Carlos | 5 | 36 | 469 | 13.0 | 4 | 93 | 93.8 | 42 | 172 | 2148 | 12.5 | 10 | 93 | 51.1 |
| SMITH, Marcus | 5 | 11 | 106 | 9.6 | 0 | 17 | 21.2 | 32 | 33 | 443 | 13.4 | 6 | 41 | 13.8 |
| LOVING, Chris | 4 | 10 | 126 | 12.6 | 1 | 29 | 31.5 | 9 | 11 | 134 | 12.2 | 1 | 29 | 14.9 |
| SMILEY, Turner | 4 | 8 | 124 | 15.5 | 0 | 39 | 31.0 | 16 | 22 | 319 | 14.5 | 1 | 44 | 19.9 |
| GOREE, Tee | 4 | 4 | 10 | 2.5 | 0 | 10 | 2.5 | 4 | 4 | 10 | 2.5 | 0 | 10 | 2.5 |
| KIDSY, Darvin | 5 | 3 | 24 | 8.0 | 0 | 12 | 4.8 | 30 | 34 | 323 | 9.5 | 0 | 31 | 10.8 |
| THOMPSON, T. | 5 | 3 | 16 | 5.3 | 0 | 8 | 3.2 | 7 | 3 | 16 | 5.3 | 0 | 8 | 2.3 |
| JIMMERSON, A. | 5 | 2 | 12 | 6.0 | 0 | 10 | 2.4 | 39 | 30 | 376 | 12.5 | 5 | 78 | 9.6 |
| WILSON, Jeffrey | 3 | 1 | 23 | 23.0 | 0 | 23 | 7.7 | 12 | 6 | 64 | 10.7 | 1 | 29 | 5.3 |
| EZZARD, A.J. | 3 | 1 | 8 | 8.0 | 0 | 8 | 2.7 | 3 | 1 | 8 | 8.0 | 0 | 8 | 2.7 |
| RUTHERFORD, O. | 3 | 1 | 3 | 3.0 | 0 | 3 | 1.0 | 3 | 1 | 3 | 3.0 | 0 | 3 | 1.0 |
| IVERY, Willy | 4 | 1 | 3 | 3.0 | 0 | 3 | 0.8 | 10 | 2 | 17 | 8.5 | 1 | 14 | 1.7 |
| ROLLINS, Rex | 1 | 1 | 3 | 3.0 | 0 | 3 | 3.0 | 10 | 2 | 19 | 9.5 | 0 | 16 | 1.9 |
| Total | 5 | 82 | 927 | 11.3 | 5 | 93 | 185.4 | | | | | | | |
| Opponents | 5 | 105 | 1449 | 13.8 | 14 | 81 | 289.8 | | | | | | | |

| Total Offense | g | plays | rush | pass | total | avg/g | g | plays | rush | pass | total | avg/g |
|-----------------|---|-------|------|------|-------|-------|----|-------|------|------|-------|-------|
| MCNULTY, Andrew | 5 | 172 | -36 | 756 | 720 | 144.0 | 30 | 500 | 79 | 2439 | 2518 | 83.9 |
| WILSON, Jeffrey | 3 | 46 | 260 | 0 | 260 | 86.7 | 12 | 96 | 484 | 0 | 484 | 40.3 |
| JIMMERSON, A. | 5 | 54 | 210 | 0 | 210 | 42.0 | 39 | 389 | 1789 | 0 | 1789 | 45.9 |
| SMITH, DaMarcus | 3 | 27 | 35 | 105 | 140 | 46.7 | 3 | 27 | 35 | 105 | 140 | 46.7 |
| IVERY, Willy | 4 | 21 | 134 | 0 | 134 | 33.5 | 10 | 28 | 129 | 0 | 129 | 12.9 |
| TUCKER, Andrew | 4 | 15 | 75 | 0 | 75 | 18.8 | 15 | 23 | 119 | 0 | 119 | 7.9 |
| GREER, Josh | 2 | 16 | -4 | 60 | 56 | 28.0 | 5 | 76 | -46 | 231 | 185 | 37.0 |
| HARRIS, Carlos | 5 | 5 | 24 | 6 | 30 | 6.0 | 42 | 19 | 174 | 6 | 180 | 4.3 |
| EZZARD, A.J. | 3 | 7 | 20 | 0 | 20 | 6.7 | 3 | 7 | 20 | 0 | 20 | 6.7 |
| SMILEY, Turner | 4 | 1 | 10 | 0 | 10 | 2.5 | 16 | 3 | 23 | 0 | 23 | 1.4 |
| ROLLINS, Rex | 1 | 2 | 8 | 0 | 8 | 8.0 | 10 | 20 | 100 | 0 | 100 | 10.0 |
| LYNN, Jarrod | 4 | 3 | 1 | 0 | 1 | 0.2 | 16 | 15 | 47 | 0 | 47 | 2.9 |
| TEAM | 2 | 1 | -6 | 0 | -6 | -3.0 | | | | | | |
| Total | 5 | 370 | 731 | 927 | 1658 | 331.6 | | | | | | |
| Opponents | 5 | 369 | 1288 | 1449 | 2737 | 547.4 | | | | | | |

NORTH TEXAS FOOTBALL

2015 NORTH TEXAS INDIVIDUAL SEASON AND CAREER HIGHS

SEASON

CAREER

| Scoring | td fg | | PAT | | | | dxp saf pts | td fg | | PAT | | | | pts |
|------------------|-----------|------------|--------------|----------|----------|----------|-------------|-------|-------|-------|-----|---|---|-----|
| | kick | rush | rcv | pass | rush | rcv | | pass | dxp | saf | pts | | | |
| MOORE, Trevor | - | 6-9 | 8-8 | - | - | - | - | - | 21-26 | 45-45 | - | - | - | 108 |
| HARRIS, Carlos | 4 | - | - | - | - | - | - | 11 | - | - | - | - | - | 66 |
| EZZARD, A.J. | 1 | - | - | - | - | - | 6 | 1 | - | - | - | - | - | 6 |
| JIMMERSON, A. | 1 | - | - | - | - | - | 6 | 23 | - | - | - | - | - | 138 |
| IVERY, Willy | 1 | - | - | - | - | - | 6 | 2 | - | - | - | - | - | 12 |
| LOVING, Chris | 1 | - | - | - | - | - | 6 | 1 | - | - | - | - | - | 6 |
| Total | 8 | 6-9 | 8-8 | - | - | - | 74 | | | | | | | |
| Opponents | 34 | 3-4 | 33-34 | - | - | - | 246 | | | | | | | |

| Punt Returns | no. | yds | avg | td | lg | no. | yds | avg | td | lg |
|------------------|----------|------------|-------------|----------|-----------|-----|-----|-----|----|----|
| KIDSY, Darvin | 7 | 34 | 4.9 | 0 | 20 | 30 | 267 | 8.9 | 2 | 75 |
| Total | 7 | 34 | 4.9 | 0 | 20 | | | | | |
| Opponents | 7 | 110 | 15.7 | 0 | 38 | | | | | |

| Kick Returns | no. | yds | avg | td | lg | no. | yds | avg | td | lg |
|------------------|-----------|------------|-------------|----------|-----------|-----|-----|------|----|-----|
| BRADLEY, D. | 9 | 166 | 18.4 | 0 | 33 | 9 | 166 | 18.4 | 0 | 33 |
| KIDSY, Darvin | 6 | 129 | 21.5 | 0 | 27 | 18 | 428 | 23.8 | 1 | 100 |
| WILSON, Jeffrey | 4 | 119 | 29.8 | 0 | 50 | 4 | 119 | 29.8 | 0 | 50 |
| SMILEY, Turner | 1 | 15 | 15.0 | 0 | 15 | 1 | 15 | 15.0 | 0 | 15 |
| ROBERTS, J. | 1 | 0 | 0.0 | 0 | 0 | 2 | 9 | 4.5 | 0 | 9 |
| Total | 21 | 429 | 20.4 | 0 | 50 | | | | | |
| Opponents | 11 | 254 | 23.1 | 0 | 40 | | | | | |

| Interceptions | no. | yds | avg | td | lg | no. | yds | avg | td | lg |
|------------------|----------|------------|-------------|----------|-----------|-----|-----|-----|----|----|
| Total | 0 | 0 | 0.0 | 0 | 0 | | | | | |
| Opponents | 6 | 122 | 20.3 | 2 | 88 | | | | | |

| Fumble Returns | no. | yds | avg | td | lg | no. | yds | avg | td | lg |
|------------------|----------|----------|------------|----------|----------|-----|-----|-----|----|----|
| Total | 0 | 0 | 0.0 | 0 | 0 | | | | | |
| Opponents | 0 | 0 | 0.0 | 0 | 0 | | | | | |

| All Purpose | g | rush | rcv | pr | kr | ir | total | avg/g | g | rush | rcv | pr | kr | ir | total | avg/g |
|------------------|----------|-------------|-------------|------------|------------|------------|-------------|--------------|----|------|------|-----|-----|----|-------|-------|
| HARRIS, Carlos | 5 | 24 | 469 | 0 | 0 | 0 | 493 | 98.6 | 42 | 174 | 2148 | 46 | 486 | 0 | 2854 | 68.0 |
| WILSON, Jeffrey | 3 | 260 | 23 | 0 | 119 | 0 | 402 | 134.0 | 12 | 484 | 64 | 0 | 119 | 0 | 667 | 55.6 |
| JIMMERSON, A. | 5 | 210 | 12 | 0 | 0 | 0 | 222 | 44.4 | 39 | 1789 | 376 | 0 | 0 | 0 | 2165 | 55.5 |
| KIDSY, Darvin | 5 | 0 | 24 | 34 | 129 | 0 | 187 | 37.4 | 30 | 0 | 323 | 267 | 428 | 0 | 1018 | 33.9 |
| BRADLEY, D. | 5 | 0 | 0 | 0 | 166 | 0 | 166 | 33.2 | 5 | 0 | 0 | 0 | 166 | 0 | 166 | 33.2 |
| SMILEY, Turner | 4 | 10 | 124 | 0 | 15 | 0 | 149 | 37.2 | 16 | 23 | 319 | 0 | 15 | 0 | 357 | 22.3 |
| IVERY, Willy | 4 | 134 | 3 | 0 | 0 | 0 | 137 | 34.2 | 10 | 129 | 17 | 0 | 0 | 0 | 146 | 14.6 |
| LOVING, Chris | 4 | 0 | 126 | 0 | 0 | 0 | 126 | 31.5 | 9 | 0 | 134 | 0 | 0 | 0 | 134 | 14.9 |
| SMITH, Marcus | 5 | 0 | 106 | 0 | 0 | 0 | 106 | 21.2 | 32 | 0 | 443 | 0 | 0 | 0 | 443 | 13.8 |
| TUCKER, Andre | 4 | 75 | 0 | 0 | 0 | 0 | 75 | 18.8 | 15 | 119 | 0 | 0 | 0 | 0 | 119 | 7.9 |
| SMITH, DaMarcu | 3 | 35 | 0 | 0 | 0 | 0 | 35 | 11.7 | 3 | 35 | 0 | 0 | 0 | 0 | 35 | 11.7 |
| EZZARD, A.J. | 3 | 20 | 8 | 0 | 0 | 0 | 28 | 9.3 | 3 | 20 | 8 | 0 | 0 | 0 | 28 | 9.3 |
| THOMPSON, T. | 5 | 0 | 16 | 0 | 0 | 0 | 16 | 3.2 | 7 | 0 | 16 | 0 | 0 | 0 | 16 | 2.3 |
| ROLLINS, Rex | 1 | 8 | 3 | 0 | 0 | 0 | 11 | 11.0 | 10 | 100 | 19 | 14 | 0 | 0 | 133 | 13.3 |
| GOREE, Tee | 4 | 0 | 10 | 0 | 0 | 0 | 10 | 2.5 | 4 | 0 | 10 | 0 | 0 | 0 | 10 | 2.5 |
| RUTHERFORD, | 3 | 0 | 3 | 0 | 0 | 0 | 3 | 1.0 | 3 | 0 | 3 | 0 | 0 | 0 | 3 | 1.0 |
| LYNN, Jarrod | 4 | 1 | 0 | 0 | 0 | 0 | 1 | 0.2 | 16 | 47 | 0 | 0 | 0 | 0 | 47 | 2.9 |
| GREER, Josh | 2 | -4 | 0 | 0 | 0 | 0 | -4 | -2.0 | 5 | -46 | 0 | 0 | 0 | 0 | -46 | -9.2 |
| TEAM | 2 | -6 | 0 | 0 | 0 | 0 | -6 | -3.0 | | | | | | | | |
| MCNULTY, Andr | 5 | -36 | 0 | 0 | 0 | 0 | -36 | -7.2 | 30 | 79 | 0 | 0 | 0 | 0 | 79 | 2.6 |
| Total | 5 | 731 | 927 | 34 | 429 | 0 | 2121 | 424.2 | | | | | | | | |
| Opponents | 5 | 1288 | 1449 | 110 | 254 | 122 | 3223 | 644.6 | | | | | | | | |

| Field Goals | att | good | long | blkd | att | good | long | blkd |
|------------------|----------|----------|-----------|----------|-----|------|------|------|
| MOORE, Trevor | 9 | 6 | 38 | 0 | 26 | 21 | 47 | 0 |
| Total | 9 | 6 | 38 | 0 | | | | |
| Opponents | 4 | 3 | 46 | 0 | | | | |

NORTH TEXAS FOOTBALL

2015 NORTH TEXAS INDIVIDUAL SEASON AND CAREER HIGHS

SEASON

CAREER

| Punting | no. | yds | avg | lg | blk | no. | yds | avg | lg | blk |
|--------------|-----|------|------|----|-----|-----|------|------|----|-----|
| KEENA, Eric | 27 | 1261 | 46.7 | 63 | 0 | 70 | 3188 | 45.5 | 71 | 0 |
| MACEK, Blake | 4 | 121 | 30.2 | 41 | 1 | 100 | 4063 | 40.6 | 61 | 1 |
| TEAM | 1 | 13 | 13.0 | 13 | 0 | | | | | |
| Total | 32 | 1395 | 43.6 | 63 | 1 | | | | | |
| Opponents | 17 | 706 | 41.5 | 57 | 0 | | | | | |

| Kickoffs | no. | yds | avg | tb | ob | no. | yds | avg | tb | ob |
|---------------|-----|------|------|----|----|-----|------|------|----|----|
| KEENA, Eric | 18 | 1168 | 64.9 | 8 | 0 | 85 | 5354 | 63.0 | 31 | 2 |
| MOORE, Trevor | 1 | 63 | 63.0 | 0 | 0 | 1 | 63 | 63.0 | 0 | 0 |
| Total | 19 | 1231 | 64.8 | 8 | 0 | | | | | |
| Opponents | 41 | 2449 | 59.7 | 15 | 0 | | | | | |

| ## | Defensive Leaders | gp | ua | a | total | tfl | sack | int | pbu | fr | ff | blk | gp | ua | a | total | tfl | sack | int | pbu | fr | ff | blk |
|----|-------------------|----|-----|-----|-------|-----|------|-----|-----|----|----|-----|----|----|----|-------|------|------|-----|-----|----|----|-----|
| 23 | MCCLAIN, K. | 5 | 39 | 7 | 46 | 0.0 | . | . | 2 | . | 1 | . | 17 | 60 | 25 | 85 | 0.5 | . | 1 | 2 | . | 1 | . |
| 21 | GRAY, James | 5 | 33 | 13 | 46 | 1.0 | . | . | 3 | . | . | . | 5 | 33 | 13 | 46 | 1.0 | . | . | 3 | . | . | . |
| 32 | SCOTT, Fred | 5 | 16 | 15 | 31 | 2.5 | 1.0 | . | . | 1 | . | . | 23 | 48 | 48 | 96 | 6.0 | 1.0 | . | 1 | 2 | . | . |
| 27 | BEAN, Blake | 3 | 15 | 7 | 22 | 0.0 | . | . | . | . | 1 | . | 3 | 15 | 7 | 22 | 0.0 | . | . | . | . | . | 1 |
| 43 | WALLACE, A. | 5 | 11 | 10 | 21 | 1.5 | . | . | . | 1 | . | . | 14 | 29 | 17 | 46 | 1.5 | . | . | 2 | 1 | . | . |
| 24 | WHITFIELD, Zac | 5 | 14 | 5 | 19 | 0.0 | . | . | 2 | . | . | . | 40 | 80 | 37 | 117 | 1.0 | . | 7 | 16 | . | 1 | . |
| 16 | DAVIS, Chad | 5 | 11 | 4 | 15 | 1.5 | 1.0 | . | 2 | . | 1 | . | 27 | 18 | 7 | 25 | 1.5 | 1.0 | 1 | 4 | . | 1 | . |
| 37 | GARNER, Brandon | 5 | 12 | 3 | 15 | 3.0 | . | . | . | . | . | . | 5 | 12 | 3 | 15 | 3.0 | . | . | . | . | . | . |
| 99 | FLUSCHE, Andy | 5 | 5 | 8 | 13 | 1.5 | . | . | 1 | . | . | . | 12 | 9 | 16 | 25 | 4.0 | 1.5 | . | 1 | . | . | . |
| 17 | FINNEY, Cortney | 5 | 6 | 6 | 12 | 1.0 | 1.0 | . | . | 1 | . | . | 5 | 6 | 6 | 12 | 1.0 | 1.0 | . | . | 1 | . | . |
| 15 | TAUAALO, T.J. | 5 | 5 | 7 | 12 | 0.5 | . | . | . | . | . | . | 5 | 5 | 7 | 12 | 0.5 | . | . | . | . | . | . |
| 48 | WALLACE, S. | 5 | 5 | 6 | 11 | 0.0 | . | . | . | . | . | . | 20 | 16 | 18 | 34 | 3.0 | 1.0 | . | . | 3 | . | . |
| 3 | MINOR, Calvin | 3 | 4 | 6 | 10 | 1.0 | . | . | . | . | . | . | 14 | 16 | 17 | 33 | 4.5 | 1.5 | . | . | . | . | . |
| 30 | ROBERTS, J. | 5 | 7 | 2 | 9 | 6.5 | 4.0 | . | . | . | . | . | 28 | 21 | 18 | 39 | 14.5 | 8.0 | . | . | 1 | . | . |
| 91 | ORR, Austin | 5 | 4 | 4 | 8 | 2.0 | . | . | . | 1 | . | . | 28 | 21 | 13 | 34 | 6.0 | 3.0 | . | 1 | 1 | 2 | 1 |
| 49 | YOUNG, Roderick | 5 | 6 | 2 | 8 | 1.0 | 1.0 | . | . | . | . | . | 5 | 6 | 2 | 8 | 1.0 | 1.0 | . | . | . | . | . |
| 56 | DILONGA, Malik | 5 | 4 | 2 | 6 | 1.0 | . | . | . | . | . | . | 17 | 11 | 10 | 21 | 4.0 | 2.0 | . | 1 | . | . | . |
| 19 | SCHILLECI, John | 4 | 6 | . | 6 | 2.0 | . | . | . | 1 | . | . | 25 | 12 | 2 | 14 | 2.0 | . | . | . | 1 | . | . |
| 20 | FERNANDES, C. | 1 | 5 | 1 | 6 | 1.0 | . | . | . | . | . | . | 1 | 5 | 1 | 6 | 1.0 | . | . | . | . | . | . |
| 8 | MARSHALL, Jamal | 5 | 2 | 3 | 5 | 0.0 | . | . | . | . | . | . | 38 | 37 | 26 | 63 | 2.0 | . | . | . | . | . | . |
| 44 | MOORE, Sid | 3 | 2 | 2 | 4 | 0.0 | . | . | . | . | . | . | 12 | 8 | 7 | 15 | 3.5 | 1.5 | . | . | . | . | . |
| 90 | JOHNSON, Ti. | 5 | 4 | . | 4 | 0.0 | . | . | . | . | . | . | 13 | 12 | 3 | 15 | 5.0 | 5.0 | . | . | . | . | . |
| 41 | PRESTON, Ashton | 5 | 4 | . | 4 | 0.0 | . | . | . | . | . | . | 5 | 4 | . | 4 | 0.0 | . | . | . | . | . | . |
| 34 | BROOKS, Nate | 3 | 3 | 1 | 4 | 0.0 | . | . | . | . | . | . | 3 | 3 | 1 | 4 | 0.0 | . | . | . | . | . | . |
| 7 | COMBS, Jareid | 5 | 2 | 1 | 3 | 0.0 | . | . | . | . | . | . | 5 | 2 | 1 | 3 | 0.0 | . | . | . | . | . | . |
| 5E | DASH, Matthew | 4 | 2 | 1 | 3 | 0.0 | . | . | . | . | . | . | 9 | 5 | 5 | 10 | 0.5 | . | . | . | . | . | . |
| 6 | ELLIS, Sed | 4 | 3 | . | 3 | 0.0 | . | . | . | . | . | . | 26 | 19 | 13 | 32 | 1.0 | . | . | 1 | 1 | 1 | 1 |
| 84 | KEENA, Eric | 5 | 2 | 1 | 3 | 0.0 | . | . | . | . | . | . | 17 | 4 | 1 | 5 | 0.0 | . | . | . | . | . | . |
| 18 | SMITH, Marcus | 5 | 2 | . | 2 | 0.0 | . | . | . | . | . | . | 32 | 4 | . | 4 | 0.0 | . | . | . | . | . | . |
| 39 | LYNN, Jarrod | 4 | . | 2 | 2 | 0.0 | . | . | . | . | . | . | 16 | 4 | 3 | 7 | 0.0 | . | . | . | 1 | . | . |
| 5 | MCNULTY, Andrew | 5 | . | 1 | 1 | 0.0 | . | . | . | . | . | . | 30 | 2 | 1 | 3 | 0.0 | . | . | . | . | . | . |
| 3C | GOREE, Tee | 4 | 1 | . | 1 | 0.0 | . | . | . | . | . | . | 4 | 1 | . | 1 | 0.0 | . | . | . | . | . | . |
| 25 | TUCKER, Andrew | 4 | 1 | . | 1 | 0.0 | . | . | . | . | . | . | 15 | 5 | . | 5 | 0.0 | . | . | . | . | . | . |
| 82 | BRADLEY, D. | 5 | . | 1 | 1 | 0.0 | . | . | . | . | . | . | 5 | . | 1 | 1 | 0.0 | . | . | . | . | . | . |
| 42 | POLK, Chad | 4 | . | 1 | 1 | 0.0 | . | . | . | . | . | . | 31 | 27 | 27 | 54 | 13.0 | 8.5 | . | 4 | . | 2 | . |
| | Total | 5 | 236 | 122 | 358 | 27 | 8 | . | 10 | 5 | 3 | . | | | | | | | | | | | |
| | Opponents | 5 | 204 | 112 | 316 | 29 | 15 | 6 | 23 | 6 | 7 | 1 | | | | | | | | | | | |

NORTH TEXAS FOOTBALL

2015 SUPERLATIVES

NORTH TEXAS INDIVIDUAL GAME HIGHS

| | | |
|---------------------|------|-------------------------------------------------|
| Rushes | 22 | WILSON, Jeffrey at Southern Miss (Oct 03, 2015) |
| Yards Rushing | 136 | WILSON, Jeffrey at Southern Miss (Oct 03, 2015) |
| TD Rushes | 1 | JIMMERSON, A. at SMU (Sep 12, 2015) |
| | 1 | EZZARD, A.J. vs RICE (Sep 19, 2015) |
| | 1 | IVERY, Willy at Southern Miss (Oct 03, 2015) |
| Long Rush | 28 | IVERY, Willy at IOWA (Sep 26, 2015) |
| Pass attempts | 36 | MCNULTY, Andrew at IOWA (Sep 26, 2015) |
| Pass completions | 19 | MCNULTY, Andrew vs RICE (Sep 19, 2015) |
| Yards Passing | 303 | MCNULTY, Andrew vs RICE (Sep 19, 2015) |
| TD Passes | 2 | MCNULTY, Andrew vs RICE (Sep 19, 2015) |
| Long Pass | 93 | MCNULTY, Andrew vs RICE (Sep 19, 2015) |
| Receptions | 9 | HARRIS, Carlos at Southern Miss (Oct 03, 2015) |
| | 9 | HARRIS, Carlos vs Portland St. (Oct 10, 2015) |
| Yards Receiving | 193 | HARRIS, Carlos vs RICE (Sep 19, 2015) |
| TD Receptions | 2 | HARRIS, Carlos vs RICE (Sep 19, 2015) |
| Long Reception | 93 | HARRIS, Carlos vs RICE (Sep 19, 2015) |
| Field Goals | 3 | MOORE, Trevor at IOWA (Sep 26, 2015) |
| Long Field Goal | 38 | MOORE, Trevor at IOWA (Sep 26, 2015) |
| Punts | 8 | KEENA, Eric at IOWA (Sep 26, 2015) |
| | 8 | KEENA, Eric vs Portland St. (Oct 10, 2015) |
| Punting Avg | 51.0 | KEENA, Eric vs RICE (Sep 19, 2015) |
| Long Punt | 63 | KEENA, Eric at Southern Miss (Oct 03, 2015) |
| Punts inside 20 | 3 | KEENA, Eric at IOWA (Sep 26, 2015) |
| Long Punt Return | 20 | KIDSY, Darvin vs Portland St. (Oct 10, 2015) |
| Long Kickoff Return | 50 | WILSON, Jeffrey vs Portland St. (Oct 10, 2015) |
| Tackles | 16 | MCCLAIN, K. vs RICE (Sep 19, 2015) |
| Sacks | 3.0 | ROBERTS, J. vs RICE (Sep 19, 2015) |
| Tackles For Loss | 4.5 | ROBERTS, J. vs RICE (Sep 19, 2015) |

OPPONENT INDIVIDUAL GAME HIGHS

| | | |
|---------------------|------|--------------------------------------------------|
| Rushes | 22 | Canzeri, Jordan, at IOWA (Sep 26, 2015) |
| Yards Rushing | 134 | David Jones, vs Portland St. (Oct 10, 2015) |
| TD Rushes | 4 | Canzeri, Jordan, at IOWA (Sep 26, 2015) |
| Long Rush | 70 | David Jones, vs Portland St. (Oct 10, 2015) |
| Pass attempts | 39 | JACKSON, Driphu, vs RICE (Sep 19, 2015) |
| Pass completions | 29 | JACKSON, Driphu, vs RICE (Sep 19, 2015) |
| Yards Passing | 373 | JACKSON, Driphu, vs RICE (Sep 19, 2015) |
| TD Passes | 4 | MULLENS, Nick, at Southern Miss (Oct 03, 2015) |
| Long Pass | 81 | Beathard, C.J., at IOWA (Sep 26, 2015) |
| Receptions | 8 | PARKS, Dennis, vs RICE (Sep 19, 2015) |
| Yards Receiving | 163 | PARKS, Dennis, vs RICE (Sep 19, 2015) |
| TD Receptions | 3 | THOMAS, Michael, at Southern Miss (Oct 03, 2015) |
| Long Reception | 81 | Smith, Tevaun, at IOWA (Sep 26, 2015) |
| Field Goals | 1 | HEDLUND, Chad, at SMU (Sep 12, 2015) |
| | 1 | FOX, Jack, vs RICE (Sep 19, 2015) |
| | 1 | J. Gonzales, vs Portland St. (Oct 10, 2015) |
| Long Field Goal | 46 | J. Gonzales, vs Portland St. (Oct 10, 2015) |
| Punts | 5 | Marcus Kinsella, vs Portland St. (Oct 10, 2015) |
| Punting Avg | 49.0 | Koehn, Marshall, at IOWA (Sep 26, 2015) |
| Long Punt | 57 | SARRAZIN, Tyler, at Southern Miss (Oct 03, 2015) |
| Punts inside 20 | 3 | SARRAZIN, Tyler, at Southern Miss (Oct 03, 2015) |
| Long Punt Return | 38 | King, Desmond, at IOWA (Sep 26, 2015) |
| Long Kickoff Return | 40 | King, Desmond, at IOWA (Sep 26, 2015) |
| Tackles | 9 | IBE, JT, vs RICE (Sep 19, 2015) |
| | 9 | Fisher, Cole, at IOWA (Sep 26, 2015) |
| | 9 | Jewell, Josey, at IOWA (Sep 26, 2015) |
| Sacks | 2.0 | POOLE, Ja'Boree, at Southern Miss (Oct 03, 2015) |
| | 2.0 | Sadat Sulleyman, vs Portland St. (Oct 10, 2015) |
| Tackles For Loss | 3.0 | Sadat Sulleyman, vs Portland St. (Oct 10, 2015) |
| Interceptions | 1 | JOHNSON, David, at SMU (Sep 12, 2015) |
| | 1 | RICHARDSON, H., at SMU (Sep 12, 2015) |
| | 1 | ESPINOSA, Zach, vs RICE (Sep 19, 2015) |
| | 1 | Bower, Bo, at IOWA (Sep 26, 2015) |
| | 1 | Jewell, Josey, at IOWA (Sep 26, 2015) |
| | 1 | ARMSTRONG, C., at Southern Miss (Oct 03, 2015) |

NORTH TEXAS TEAM GAME HIGHS

| | | |
|------------------|------|---------------------------------|
| Rushes | 49 | at Southern Miss (Oct 03, 2015) |
| Yards Rushing | 185 | at Southern Miss (Oct 03, 2015) |
| Yards Per Rush | 6.5 | vs RICE (Sep 19, 2015) |
| TD Rushes | 1 | at SMU (Sep 12, 2015) |
| | 1 | vs RICE (Sep 19, 2015) |
| | 1 | at Southern Miss (Oct 03, 2015) |
| Pass attempts | 43 | at IOWA (Sep 26, 2015) |
| Pass completions | 19 | vs RICE (Sep 19, 2015) |
| Yards Passing | 303 | vs RICE (Sep 19, 2015) |
| Yards Per Pass | 8.7 | vs RICE (Sep 19, 2015) |
| TD Passes | 2 | vs RICE (Sep 19, 2015) |
| Total Plays | 88 | at IOWA (Sep 26, 2015) |
| Total Offense | 478 | vs RICE (Sep 19, 2015) |
| Yards Per Play | 7.7 | vs RICE (Sep 19, 2015) |
| Points | 24 | vs RICE (Sep 19, 2015) |
| Sacks By | 4 | vs RICE (Sep 19, 2015) |
| First Downs | 26 | at Southern Miss (Oct 03, 2015) |
| Penalties | 8 | at IOWA (Sep 26, 2015) |
| | 8 | vs Portland St. (Oct 10, 2015) |
| Penalty Yards | 74 | vs Portland St. (Oct 10, 2015) |
| Turnovers | 4 | at SMU (Sep 12, 2015) |
| Punts | 11 | vs Portland St. (Oct 10, 2015) |
| Punting Avg | 47.4 | at IOWA (Sep 26, 2015) |
| Long Punt | 63 | at Southern Miss (Oct 03, 2015) |
| Punts inside 20 | 3 | at IOWA (Sep 26, 2015) |
| Long Punt Return | 20 | vs Portland St. (Oct 10, 2015) |

OPPONENT TEAM GAME HIGHS

| | | |
|------------------|------|---------------------------------|
| Rushes | 53 | at SMU (Sep 12, 2015) |
| Yards Rushing | 368 | vs Portland St. (Oct 10, 2015) |
| Yards Per Rush | 8.0 | vs Portland St. (Oct 10, 2015) |
| TD Rushes | 6 | vs Portland St. (Oct 10, 2015) |
| Pass attempts | 39 | vs RICE (Sep 19, 2015) |
| Pass completions | 29 | vs RICE (Sep 19, 2015) |
| Yards Passing | 373 | vs RICE (Sep 19, 2015) |
| Yards Per Pass | 13.7 | vs Portland St. (Oct 10, 2015) |
| TD Passes | 4 | at Southern Miss (Oct 03, 2015) |
| Total Plays | 90 | vs RICE (Sep 19, 2015) |
| Total Offense | 670 | vs Portland St. (Oct 10, 2015) |
| Yards Per Play | 9.9 | vs Portland St. (Oct 10, 2015) |
| Points | 66 | vs Portland St. (Oct 10, 2015) |
| Sacks By | 5 | at Southern Miss (Oct 03, 2015) |
| First Downs | 28 | vs RICE (Sep 19, 2015) |
| Penalties | 8 | at Southern Miss (Oct 03, 2015) |
| Penalty Yards | 87 | at Southern Miss (Oct 03, 2015) |
| Turnovers | 3 | at SMU (Sep 12, 2015) |
| Interceptions By | 2 | at SMU (Sep 12, 2015) |
| | 2 | at IOWA (Sep 26, 2015) |
| Punts | 5 | vs Portland St. (Oct 10, 2015) |
| Punting Avg | 47.0 | at Southern Miss (Oct 03, 2015) |
| Long Punt | 57 | at Southern Miss (Oct 03, 2015) |
| Punts inside 20 | 3 | at Southern Miss (Oct 03, 2015) |
| Long Punt Return | 38 | at IOWA (Sep 26, 2015) |

NORTH TEXAS FOOTBALL

2015 NORTH TEXAS RED-ZONE RESULTS

North Texas Inside Opponent Red-Zone

| Date | Opponent | Score | Times In RZ | Times Scored | Total Pts | Rush TDs | Pass TDs | FGs Made | Failed to score inside RZ | | | | | | |
|-----------------|------------------|---------|----------------|-----------------|--------------|-------------|-------------|-------------|---------------------------|------|-----|------|------|------|---|
| | | | | | | | | | FGA | Down | Int | Fumb | Half | Game | |
| Sep 12, 2015 | at SMU | L 13-31 | 2 | 2 | 6 | 0 | 0 | 2 | 0 | 0 | 0 | 0 | 0 | 0 | 0 |
| Sep 19, 2015 | RICE | L 24-38 | 2 | 2 | 10 | 1 | 1 | 1 | 0 | 0 | 0 | 0 | 0 | 0 | 0 |
| Sep 26, 2015 | at IOWA | L 16-62 | 3 | 2 | 10 | 1 | 0 | 1 | 1 | 0 | 1 | 0 | 0 | 0 | 0 |
| Oct 03, 2015 | at Southern Miss | L 14-49 | 3 | 1 | 7 | 1 | 1 | 0 | 0 | 1 | 1 | 0 | 0 | 0 | 0 |
| Oct 10, 2015 | PORTLAND ST. | L 7-66 | 1 | 1 | 7 | 1 | 0 | 1 | 0 | 0 | 0 | 0 | 0 | 0 | 0 |
| Totals | | | 11 | 8 | 40 | 4 | 2 | 4 | 0 | 1 | 2 | 0 | 0 | 0 | 0 |
| 8 of 11 (72.7%) | | | | | | | | | | | | | | | |

Opponents Inside North Texas Red-Zone

| Date | Opponent | Score | Times In RZ | Times Scored | Total Pts | Rush TDs | Pass TDs | FGs Made | Failed to score inside RZ | | | | | | |
|------------------|------------------|---------|----------------|-----------------|--------------|-------------|-------------|-------------|---------------------------|------|-----|------|------|------|---|
| | | | | | | | | | FGA | Down | Int | Fumb | Half | Game | |
| Sep 12, 2015 | at SMU | L 13-31 | 5 | 3 | 17 | 2 | 1 | 1 | 0 | 1 | 0 | 1 | 0 | 0 | 0 |
| Sep 19, 2015 | RICE | L 24-38 | 7 | 5 | 31 | 4 | 2 | 2 | 1 | 1 | 0 | 0 | 0 | 0 | 0 |
| Sep 26, 2015 | at IOWA | L 16-62 | 5 | 5 | 35 | 5 | 5 | 0 | 0 | 0 | 0 | 0 | 0 | 0 | 0 |
| Oct 03, 2015 | at Southern Miss | L 14-49 | 6 | 6 | 42 | 6 | 3 | 3 | 0 | 0 | 0 | 0 | 0 | 0 | 0 |
| Oct 10, 2015 | PORTLAND ST. | L 7-66 | 4 | 4 | 28 | 4 | 4 | 0 | 0 | 0 | 0 | 0 | 0 | 0 | 0 |
| Totals | | | 27 | 23 | 153 | 21 | 15 | 6 | 2 | 1 | 2 | 0 | 1 | 0 | 0 |
| 23 of 27 (85.2%) | | | | | | | | | | | | | | | |